

# Customer Documentation

Documentation Center

Portal Overview

(Authenticated)

- Jerry Smotherman, Jeff Gajda
- 06-04-2018

# Documentation Center Portal Overview - Authenticated

## ▪ Search For Documents

- Product - *ability to search by product name, sorted by most accessed*
- Facet Search - *filter by release, model, category, content type, format, sort by*
- Documentation Results - *dynamically filter results*
- Download Collection - *created based on filtered results*
- Topics - *active when product contains topics*
- History - *list of recent searches, share with colleagues*
- Mobile - *product and title search capabilities, compatible with android, iphone, ipad, and tablets*

## ▪ Search Inside Documents

- Product - *search across an individual product or entire database*
- Search Terms - *automatically searches content using search terms (Internet Explorer, Firefox)*

## ▪ Help Menu

- QuickFinder - *ability to filter results across most common products under ION and FN*
- Documentation Alerts - *notified when a new or updated document is available*
- Feedback - *provide input on the interface or document content*

# Search For Documents – Product

*Ability to search by product name, sorted by most accessed*

The screenshot displays the Nokia Documentation Center search interface. At the top left is the Nokia logo, followed by the text "Documentation Center". On the top right, there is a search bar labeled "Search Support" and a "Nokia Networks Online Services (NOLS)" link. Below the header, there are navigation tabs: "Product Support", "Support Requests", "Resources", and "Documentation Center", along with a "My Account" dropdown menu. The main content area features three search options: "SEARCH FOR DOCUMENTS" (highlighted with a blue underline), "SEARCH INSIDE DOCUMENTS", and "CLASSIC DOC CENTER". A "Product" search section is visible, containing a text input field with the word "router" and a dropdown menu listing several product models. The dropdown menu items are: "7750 SR (Service Router)", "7705 SAR (Service Aggregation Router)", "VSR (Virtualized Service Router)", "7250 IXR (Interconnect Router)", "7710 SR (Service Router)", "CellPipe® Bridge/Routers", and "VSR-a (Virtualized Service Router Appliance)". To the right of the search section, there is a "Your recent searches" area with a vertical ellipsis icon. At the bottom of the page, there are links for "Cookie Policy" and "CONTACT US".

<https://infoproducts.alcatel-lucent.com/>

# Search For Documents – Facet Search

*Filter by release, model, category, content type, format, sort by*

**SEARCH FOR DOCUMENTS**    SEARCH INSIDE DOCUMENTS    [CLASSIC DOC CENTER](#)

**Product**

**Release**     **Model**

**Category**     **Content Type**

**Format**     **Sort by**


[RESTORE DEFAULTS](#)    [SEARCH](#)

**Your recent searches**

**7750 SR (Service Router)**  
Release: 15.1 | Model: SR-OS (Service Router) | Category: Installation | Content Type: Manuals and Guides | Format: PDF

**7750 SR (Service Router)**

1 documents    [DOWNLOAD COLLECTION](#)

Title	Issue Date	Issue	ID Number
7750 SR, 7950 XRS vSIM Installation and Setup Guide R15.1.R1	Nov 30, 2017	1	3HE 13654 AAAA TQZZA 01 

# Search For Documents – Documentation Results

*Dynamically filter results*

## 7750 SR (Service Router)

5 documents

chassis

### DOWNLOAD COLLECTION






















Title	Issue Date	Issue	ID Number	
7750 SR-a4 and 7750 SR-a8 Chassis Installation Guide	May 23, 2018	1	3HE 11450 AAAA TQZZA 01	
7450 ESS-7 and 7750 SR-7 Chassis Installation Guide	May 22, 2018	1	3HE 14151 AAAA TQZZA 01	
7450 ESS-12 and 7750 SR-12 Chassis Installation Guide	May 22, 2018	1	3HE 14152 AAAA TQZZA 01	
7750 SR-1 Chassis Installation Guide	Feb 1, 2018	1	3HE 13623 AAAB TQZZA 02	
7750 SR-1 Chassis Installation Guide	Nov 29, 2017	1	3HE 13623 AAAA TQZZA 01	

# Search For Documents – Download Collection

*Created based on filtered results*

**1830 PSS-32 (Photonic Service Switch-32)**

18 documents  **DOWNLOAD COLLECTION** Topics  **SEARCH TOPICS**

Title	Issue Date	Issue	ID Number	
1830 Photonic Service Switch (PSS) Release 10.x Known Issues and Restrictions	Apr 30, 2018	5	3KC-69646-KAAA-SYZZA	   
1830 Photonic Service Switch (PSS) Release 10.x Software Legal Notice				
1830 Photonic Service Switch (PSS) Release 10.0 Electronic Document				
1830 Photonic Service Switch (PSS) Release 10.0 Engineering and Planning User Guide				
1830 Photonic Service Switch (PSS) Release 10.0.5 Portable Provisioning Customer Release Notes				
1830 Photonic Service Switch (PSS) Release 10.0 Maintenance and Troubleshooting				
1830 Photonic Service Switch (PSS) Release 10.0 Command Line Interface				
1830 Photonic Service Switch (PSS) Release 10.0 Quick Reference Guide	Oct 31, 2017	2	3KC-69646-KAAA-TNZZA	   
1830 Photonic Service Switch (PSS) Release 10.0 GMPLS/GMRE Guide	Oct 31, 2017	2	3KC-69646-KAAA-TWZZA	   
1830 Photonic Service Switch (PSS) Release 10.0 Safety Guide (International version)	Oct 31, 2017	2	3KC-69646-KAAA-TAZZQ	
1830 Photonic Service Switch (PSS) Release 10.0 DCN Planning and Engineering Guide (Photonic applications)	Oct 31, 2017	2	3KC-69646-KAAA-TPZZA	   
1830 Photonic Service Switch (PSS) Release 10.0.5 Automatic Pre-emphasis Adjustment (APA) Customer Release Notes	Oct 31, 2017	1	3KC-69971-AAAA	   

**Collection Information for 1830 PSS-32 (Photonic Service Switch-32)**

Release: 10.0

**DOWNLOADABLE COLLECTION** **Cancel**

Additional information:

- Estimated size of your collection is: ~1.22 Gig
- Only those documents you are entitled to view will be included in the collection
- Customer specific documents and zip collections will not be included in the zip file
- Only one document collection may be created/downloaded at a time

©2018 Nokia All Rights Reserved | Terms of Use | Privacy | Electronic Commerce Rules | Cookie Policy

# Search For Documents – Topics


Active when product contains topics

## 1830 PSS-32 (Photonic Service Switch-32)

Topics

SEARCH TOPICS

74 topics in 1 documents were found with the specified criteria.

Title	Issue Date	Issue	ID Number	Format
1830 Photonic Service Switch (PSS) Release 9.2 Maintenance and Trouble-Clearing Guide	Jun 30, 2017	3	8DG-63269-JCAA-TMZZA	

### 2 Alarm and condition details

#### Network element alarms (A I)

##### [Far End Loss of Signal](#)

[Meaning of the alarm](#)

[Brief alarm overview](#)

#### Network element alarms (J S)

##### [Link Aggregation Group Loss of Signal](#)

[Meaning of the alarm](#)

[Brief alarm overview](#)

##### [Loss of 1PPS Signal](#)

[Meaning of the alarm](#)

[Brief alarm overview](#)

##### [Loss of Optical Signal, GBE](#)

[Meaning of the alarm](#)

[Brief alarm overview](#)

##### [Loss of Optical Signal, GBE10](#)

[Meaning of the alarm](#)

[Brief alarm overview](#)

##### [Loss of Optical Signal, GBE40](#)

[Meaning of the alarm](#)

[Brief alarm overview](#)

##### [Loss of Optical Signal, GBE100](#)

[Meaning of the alarm](#)

[Brief alarm overview](#)



Alarm and condition details  
Network element alarms (J - S)

Loss of Optical Signal, GBE

## Loss of Optical Signal, GBE

### Meaning of the alarm

Loss of optical signal on a GbE unit.

Possible causes of the alarm are:

- Optical connectors not or not properly connected
- Cable break along the GbE link
- Laser switched off at the remote equipment (for example as a consequent action in a link pass through configuration)

### Brief alarm overview

The following tabular overview summarizes important information concerning the Loss of Optical Signal, GBE alarm:

Alarm identifier / Mnemonic	LOS
Applicability	Switching applications
SC/TC	Standing condition (SC)
ASAP type	ASAPGBE
Alarm category	Transmission
Effect on service	Always service-affecting (SA)

# Search For Documents – History

*List of recent searches, share with colleagues*

**Product**

Release:  Model:

Category:  Content Type:

Format:  Sort by:

[RESTORE DEFAULTS](#) [SEARCH](#)

**Your recent searches**

- 1830 PSS-32 (Photonic Service Switch-32)**  
Release: 9.2 | Category: Troubleshooting
- 7750 SR (Service Router)**  
Release: 15.1 | Sortby: Most Accessed
- 1830 PSS-32 (Photonic Service Switch-32)**  
Release: 9.2
- 7750 SR (Service Router)**  
Release: 15.1 | Model: SR-OS (Service Router) | Content Type: Manuals and Guides | Format: Accessed

**1830 PSS-32 (Photonic Service Switch-32)**

2 documents [DOWNLOAD COLLECTION](#)

Filter **Topics**

Title	Issue Date	Issue	ID Number
181830 Photonic Service Switch (PSS) Release 9.2.0 Portable Provisioning Tool (PPT) Customer Release Notes	Jul 7, 2017	1	3KC-69801-AAAA
1830 Photonic Service Switch (PSS) Release 9.2 Maintenance and Trouble-Clearing Guide	Jun 30, 2017	3	8DG-63269-JCAA-TMZZA

File Message Insert Options Format Text Review Tell me what you want to do

Paste Basic Text Names Include Protection Attach File via Adobe Send & Track Tags CAPS Vault View Templates

Clipboard G Nokia classification: Not set

The following recipient is outside your organization: john.doe@somecompany.com

To: john.doe@somecompany.com

Cc:

Send Subject: A list of documents from Nokia I would like to share with you

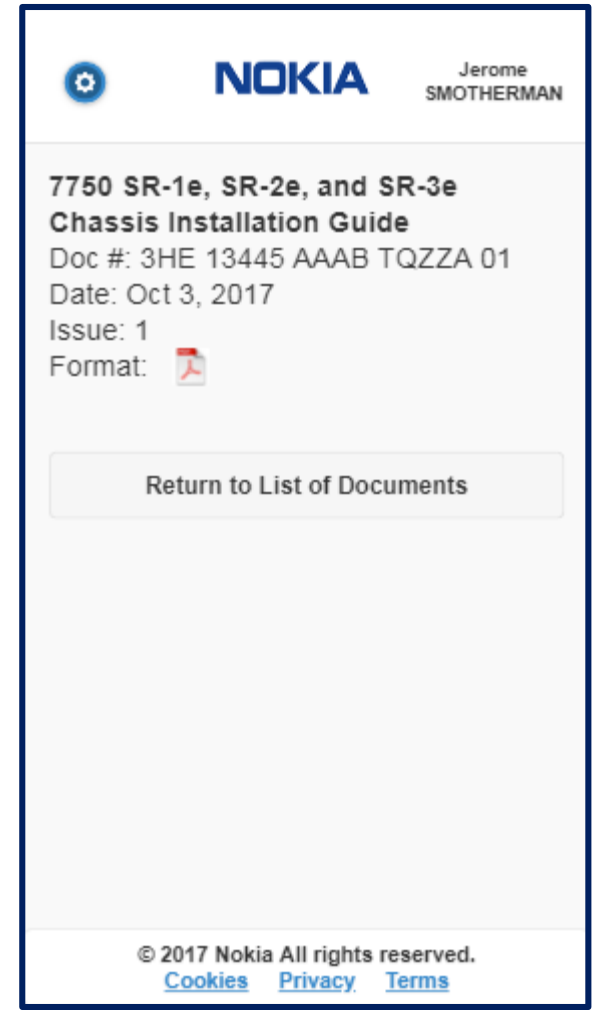
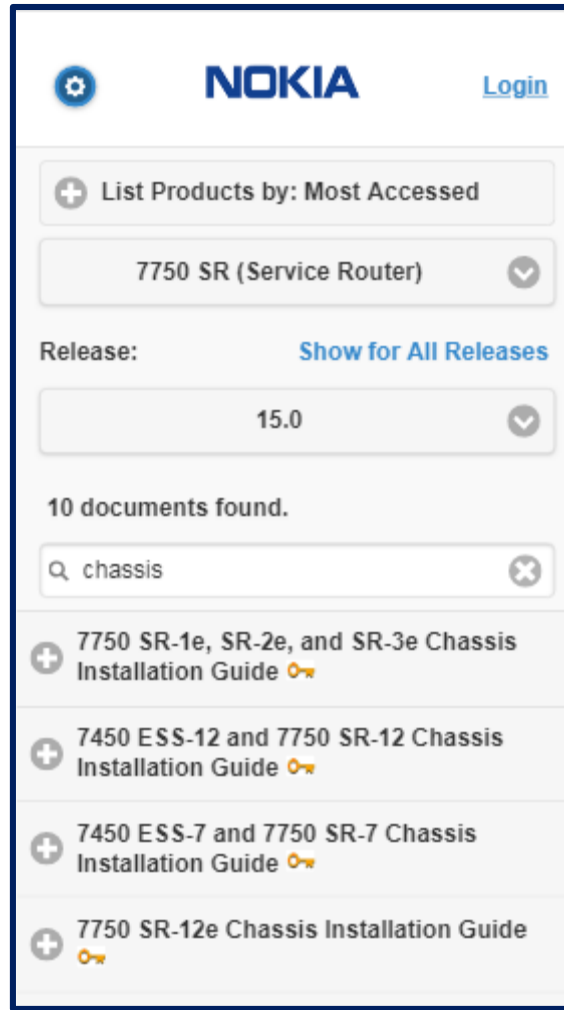
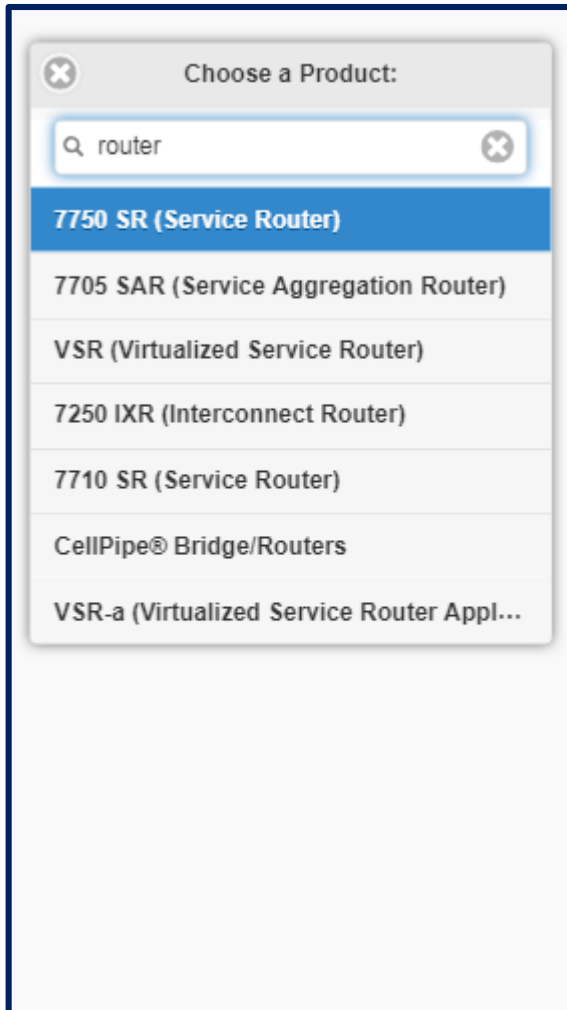
<[8](https://infoproducts.alcatel-lucent.com/aces/cgi-bin/au_doc_list.pl?entry_id=1-00000000322&srch_how=undefined&srch_str=&release=9.2&model=&category=Troubleshooting&remote_user=jsmother&prod_name=1830%20PSS-32%20(Photonic%20Service%20Switch-32)&model_name=&srch_docs=></a>></p>
</div>
</div>
<div data-bbox=)

© Nokia 2016



# Search For Documents – Mobile

*Product/title search capabilities, compatible with android, iphone, ipad, tablets*



# Search Inside Documents – Product

*Search across an individual product or the entire database*

**SEARCH FOR DOCUMENTS**    **SEARCH INSIDE DOCUMENTS**

---

**Product**

1830 PSS-32 (Photonic Service Switch-32)

rack alarm connector

**SEARCH INSIDE**

**Search Results**

rack alarm connector    **SEARCH**

[Advanced Search](#) | [Help](#)

**OPEN REFINE SEARCH**    Filters: Applied

1 - 10 results of about 106    Sort By: Relevance

1 2 3 4 5 6 7 8 9 10 > >>

**1830 Photonic Service Switch 16/32 (PSS-16/32) Release 10.1 Installation and System Turn-Up Guide**

the shelf covers or bay doors. END OF STEPS 6.5.5 ETSI rack alarm connections The rack alarm connector is a female DB15. When events described in the "description" heading in Table 6-4, "Rack alarm connector pin-out" (p. 367) occur, the pin associated

[https://infoproducts.alcatel-lucent.com/aces/cgi-bin/dbaccessfilename.cgi/3KC69646KBAA-TJZZA\\_V1\\_1830...](https://infoproducts.alcatel-lucent.com/aces/cgi-bin/dbaccessfilename.cgi/3KC69646KBAA-TJZZA_V1_1830...)  
Posted: Mar 15, 2018 | Authored: Mar 16, 2018 | 31717.6K | OLCS/Documentation | (...)    [Show Similar Pages](#)

**1830 Photonic Service Switch (PSS) Release 10.1 Maintenance and Trouble-Clearing Guide**

for transportation and secure the rack or subrack against dropping. Always use a sufficient number of people and/or a lifting device to transport and position the rack or subrack. NOTICE Damage to system components due to unsecured rack or subrack

[https://infoproducts.alcatel-lucent.com/aces/cgi-bin/dbaccessfilename.cgi/3KC69646KBAA-TJZZA\\_V1\\_1830...](https://infoproducts.alcatel-lucent.com/aces/cgi-bin/dbaccessfilename.cgi/3KC69646KBAA-TJZZA_V1_1830...)  
Posted: Mar 15, 2018 | Authored: Mar 16, 2018 | 26166.5K | OLCS/Documentation | (...)    [Show Similar Pages](#)

**1830 Photonic Service Switch 8/16II/16/32 (PSS-8/PSS-16II/PSS-16/PSS-32) Release 10.1 Product Information and Planning Guide**

400 baud, 1 stop bit, no parity) for connection to craft terminal via a serial link. ALARM DB-15 connector for alarm indications OAMP OAMP LAN port to connect NE to

[https://infoproducts.alcatel-lucent.com/aces/cgi-bin/dbaccessfilename.cgi/3KC69646KBAA-TJZZA\\_V1\\_1830...](https://infoproducts.alcatel-lucent.com/aces/cgi-bin/dbaccessfilename.cgi/3KC69646KBAA-TJZZA_V1_1830...)  
Posted: Mar 15, 2018 | Authored: Mar 16, 2018 | 40370.9K | OLCS/Documentation | (...)    [Show Similar Pages](#)

**Search**

Looking For: rack alarm connector in the current document

Results: 1 document(s) with 821 instance(s)

New Search

Results:

- 1830 Photonic Service Switch
  - ETSI rack
  - ETSI rack
  - EIA rack lamp

Collapse file paths

[Show Fewer Options](#)

[Save and View this PDF in Adobe](#)

[Find a word in the current document](#)

**NOKIA**

1830 Photonic Service Switch 16/32 (PSS-16/PSS-32) Release 10.1

**Installation and System Turn-Up Guide**

3KC-69646-KBAA-TJZZA  
Issue 1  
March 2018

# Help Menu – QuickFinder

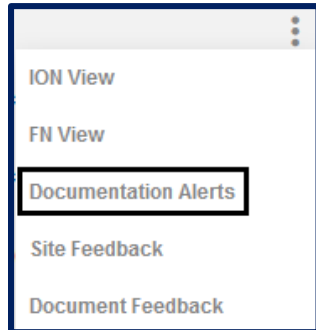
*Ability to filter results across most common products under ION and FN*

The screenshot shows a help menu on the left with options: ION View, FN View, Documentation A, Site Feedback, and Document Feedb. A blue arrow points from the 'ION View' and 'FN View' options to a large grid of product entries. Each entry consists of a product name, a version number, a filter set to 'All', and a dropdown menu set to 'Earlier'.

<b>7750 SR</b> 16.0.R1 All Earlier ▾	<b>7950 XRS</b> 16.0.R1 All Earlier ▾	<b>7450 ESS</b> 16.0.R1 All Earlier ▾
<b>7210 SAS</b> 10.0 All Earlier ▾	<b>7705 SAR</b> 8.0 All Earlier ▾	<b>VSR</b> 16.0.R1 All Earlier ▾
<b>NSP</b> 18.3 All Earlier ▾	<b>5620 SAM</b> 14.0 R9 All Earlier ▾	<b>CMG</b> 10.0 All Earlier ▾
<b>Nuage VSP</b> 5.3.1 All Earlier ▾	<b>Nuage VNS</b> 5.3.1 All Earlier ▾	<b>1350 OMS</b> 14.2 All Earlier ▾
<b>1830 PSS-32</b> 10.1.1 All Earlier ▾	<b>1830 PSS-16</b> 10.1.1 All Earlier ▾	<b>1830 PSS-8</b> 10.1.1 All Earlier ▾
<b>7250 IXR</b> 13.1 All	<b>CMM</b> CMM18.5 All Earlier ▾	<b>VRM</b> 1.4.4 All
<b>VXMDP</b> 45.0-20 All Earlier ▾	<b>VXOA</b> 4.3 All Earlier ▾	<b>VPP</b> 1.2.1 All

# Help Menu – Documentation Alerts

*Notified when a new or updated document is available*

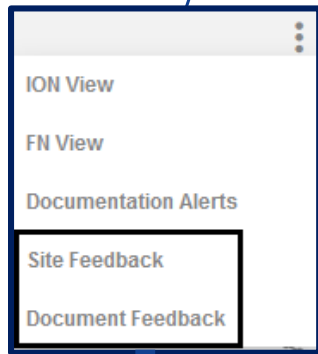


Documentation Subscription Summary		
Contact	Name:	Jerome SMOTHERMAN
	Phone:	
	Email:	jerry.smotherman@nokia.com
Classification	Frequency:	daily
	Alternate Language:	
Category	Product:	
Access	7330 ISAM FTTN ANSI	
	7330 ISAM FTTN ETSI	
Analytics	SurePay® 8650 SDM (Subscriber Data Manager)	
Networks and Collaboration	5450 ISC (IP Session Control)	
	7710 SR (Service Router) 7705 SAR (Service Aggregation Router) 7750 SR (Service Router) 5620 SAM (Service Aware Manager)	
	9361 HC (Home Cell) 9352 WPS (Wireless Provisioning System) 9351 WQA (Wireless Quality Analyzer) 9326 d2U NodeB (Digital 2U NodeB) UMTS/W-CDMA Solutions 9358 RFO (Radio Frequency Optimizer) 9359 NPO (Network Performance Optimizer) 9370 RNC (Radio Network Controller) LTE End-to-End Solution 9353 WMS (Wireless Management System) 9100 MBS (Multistandard Base Station) 9313 Micro NodeB 9365 BSR Gateway 9311 Macro NodeB	

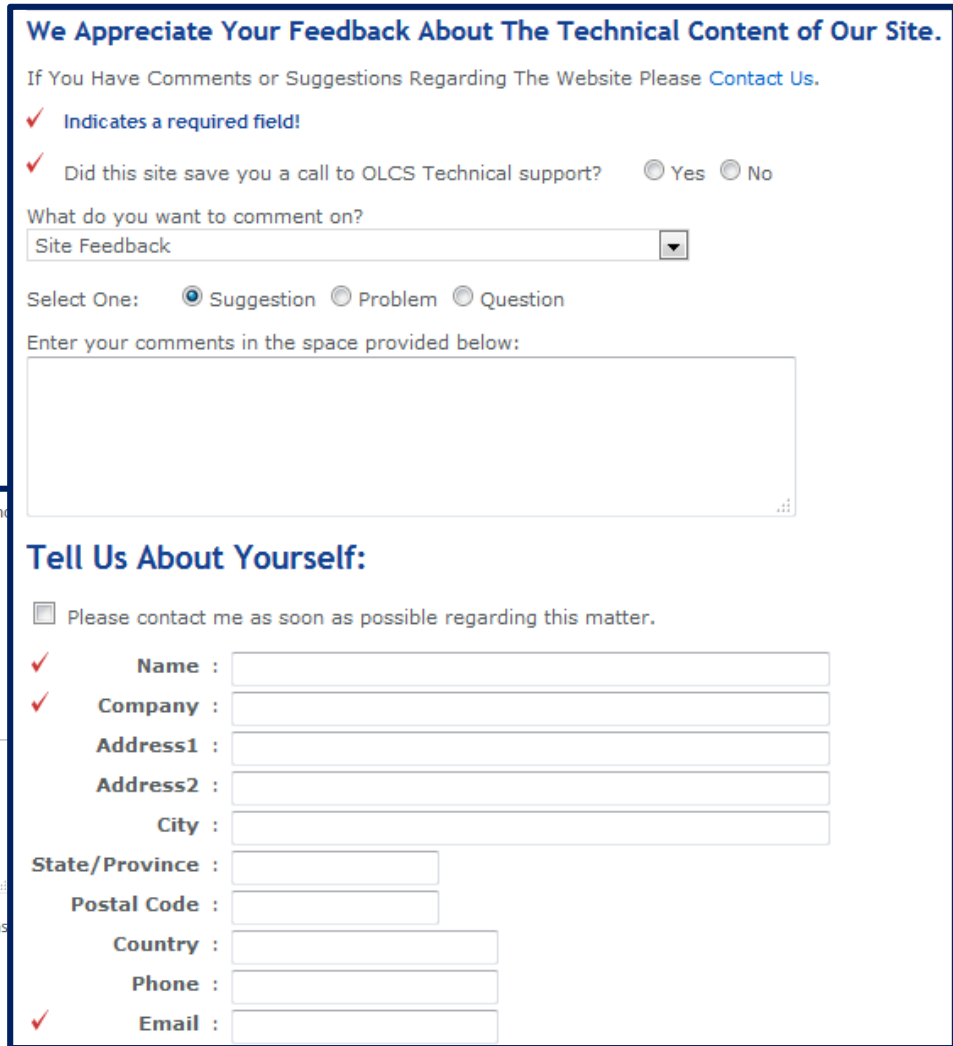


# Help Menu – Feedback

*Provide input on the interface or document content*



ION View  
FN View  
Documentation Alerts  
**Site Feedback**  
Document Feedback



### We Appreciate Your Feedback About The Technical Content of Our Site.

If You Have Comments or Suggestions Regarding The Website Please [Contact Us](#).

- ✓ Indicates a required field!
- ✓ Did this site save you a call to OLCS Technical support?  Yes  No

What do you want to comment on?  
Site Feedback

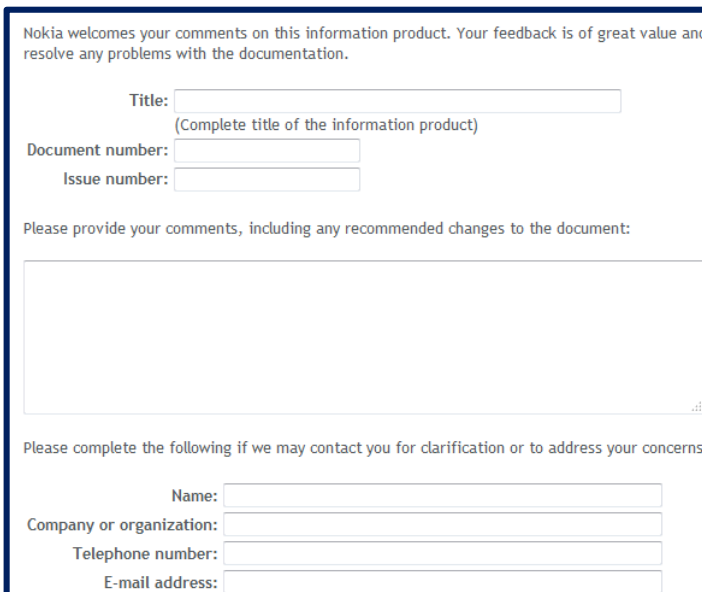
Select One:  Suggestion  Problem  Question

Enter your comments in the space provided below:

**Tell Us About Yourself:**

Please contact me as soon as possible regarding this matter.

- ✓ **Name :**
- ✓ **Company :**
- Address1 :**
- Address2 :**
- City :**
- State/Province :**
- Postal Code :**
- Country :**
- Phone :**
- ✓ **Email :**



Nokia welcomes your comments on this information product. Your feedback is of great value and we will use it to help us resolve any problems with the documentation.

Title:   
(Complete title of the information product)

Document number:

Issue number:

Please provide your comments, including any recommended changes to the document:

Please complete the following if we may contact you for clarification or to address your concerns:

Name:

Company or organization:

Telephone number:

E-mail address:

# Helpful Hints

- Tips

- Use Adobe Reader XI. Earlier versions will work, but XI offers the latest features and reliable
- You must use Acrobat Reader as your pdf viewer within the Chrome, Firefox, or Internet Explorer browsers in order to link directly to topics within the content when searching by Topics.
- If the library is large, use a combination of available filters (Release, Model, Category) to reduce the set
- Sort results by Issue Date (default), Title, Document Number, or Most Accessed
- Filter results by Content Type to display 'Manuals and Guides', 'Release Information', or 'Technical Notes'
- Problems or suggestions with the Product Documentation interface can be submitted by selecting the 'Comments on this Interface'
- Problems or suggestions with the Product Documentation content (PDF, HTML, eReader) can be submitted by selecting 'Documentation Comments'

# Helpful Hints

- eReader Format (EPUB)
  - To view EPUB files on an Apple iPad mobile digital device (***Recommended***), follow these steps: Most Accessed Products
    - Obtain the free Apple iBooks application program from the Apple App Store online store
    - Connect your device to your PC or Apple Macintosh computer. RESULT: The Apple iTunes application program will start and sync with your device
    - While the device is connected to your PC or Macintosh computer and the Apple iTunes application is open, drag the EPUB file and drop it into the iTunes application window
  - Viewing EPUB on PC with FireFox
    - Download EPUBReader from <https://addons.mozilla.org/en-us/firefox/addon/epubreader/> and install
    - Drag-and-drop EPUB file into Firefox
  - Viewing EPUB on PC with Calibre eBook Management
    - Download Calibre from [http://calibre-ebook.com/download\\_windows](http://calibre-ebook.com/download_windows) and install
    - Run Calibre, click Add book, select the EPUB file, and click View

# Helpful Hints

- eReader Format (MOBI)
  - Viewing MOBI on Kindle Previewer
    - Download Kindle Previewer from <http://www.amazon.com/gp/feature.html?ie=UTF8&docId=1000234621> and install
    - Run Kindle Previewer, click File > Open Book, and select MOBI file
  - For instructions on viewing MOBI files on an Amazon Kindle device, see the Kindle Support Site at [www.amazon.com](http://www.amazon.com)
- Issues with Kindle Format
  - Only bitmap graphics can be used and only in greyscale
  - Graphics do not scale (zoom) with the text size
  - Complex tables cannot be displayed in a readable way
  - Interactivity is limited. (e.g. you cannot follow a link if your reading device does not have a cursor or a mouse pointer?)
  - eReader formats are designed for **long and linear texts**, such as novels, but not for highly structured materials