

Documentation Suite Overview

7210 SAS Release 11.0.R1

Introduction

This document provides information about the Service Access Switch Operating System (SAS OS) user guides that are available for the 7210 SAS including information about:

- 7210 SAS portfolio platforms
- Software documents in this documentation suite
- Hardware documents in this documentation suite
- Other documents in this documentation suite
- Accessing and searching the Documentation Center
- Searching for specific information in a document or in multiple documents
- Contact information

Service Access Switch platforms described in this documentation suite

7210 SAS-D (Standard AC)



7210 SAS-D (ETR AC)



7210 SAS-D (Standard DC)



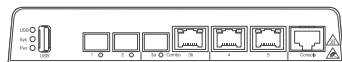
7210 SAS-D (ETR DC)



7210 SAS-E



7210 SAS-K 2SFP 1C 2TX (Standard)



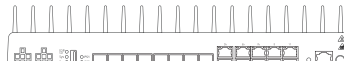
7210 SAS-K 2SFP 1C 2TX (ETR)



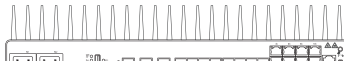
7210 SAS-K 2SFP 6C 4TX (Standard)




7210 SAS-K 2SFP 6C 4TX (ETR)



7210 SAS-K 3SFP+8C (ETR)



7210 SAS-M 24F



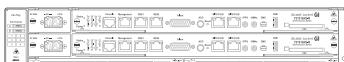
7210 SAS-M 24F 2XFP (Standard and ETR)



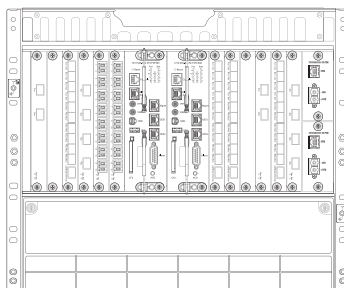
7210 SAS-Mxp



7210 SAS-R6



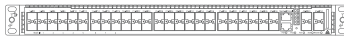
7210 SAS-R12



7210 SAS-S 1/10GE (24-port)



7210 SAS-S 1/10GE (48-port)



7210 SAS-Sx 1/10GE



7210 SAS-Sx 10/100GE



7210 SAS-Sx SONET/SDH ETR



7210 SAS-T (Standard and ETR)



7210 SAS-X



Software documents in this documentation suite

The following table lists and describes the software documents in this documentation suite and the intended audience for each guide. The suite covers the SAS OS software functionality for the 7210 SAS platform.

The guides are organized into functional chapters and provide concepts and descriptions of the implementation flow, as well as Command Line Interface (CLI) syntax and command usage.

Intended audience legend:

- **A**—Network architects and designers
- **B**—Installers and hardware maintenance technicians
- **C**—Network technicians, administrators, operators, and service providers

Software Guides

Document	Description	Intended Audience		
		A	B	C
7210 SAS-D, E, K 2F1C2T, K 2F6C4T, K 3SFP+ 8C Basic System Configuration Guide 7210 SAS-M, T, X, R6, R12, Mxp, Sx, S Basic System Configuration Guide	Describes CLI usage, file system management, boot option file (BOF) configuration, configuring basic system management, node timing, and synchronization functions.	✓	✓	✓
7210 SAS-D, E, K 2F1C2T, K 2F6C4T, K 3SFP+ 8C Interface Configuration Guide 7210 SAS-M, T, X, R6, R12, Mxp, Sx, S Interface Configuration Guide	Describes how to provision cards, Media Dependent Adapters (MDAs), and ports.	✓	—	✓
7210 SAS-K 2F6C4T, K 3SFP+ 8C MPLS Guide 7210 SAS-M, T, X, R6, R12, Mxp, Sx, S MPLS Guide	Describes how to configure Multiprotocol Label Switching (MPLS), Resource Reservation Protocol (RSVP), and Label Distribution Protocol (LDP).	✓	—	✓
7210 SAS-D, E, K 2F1C2T, K 2F6C4T, K 3SFP+ 8C OAM and Diagnostics Guide 7210 SAS-M, T, X, R6, R12, Mxp, Sx, S OAM and Diagnostics Guide	Describes how to use the Operations, Administration and Management (OAM) and diagnostics tools.	✓	—	✓



Software Guides (Continued)

Document	Description	Intended Audience		
		A	B	C
7210 SAS-D, E Quality of Service Guide 7210 SAS-K 2F1C2T, K 2F6C4T, K 3SFP+ 8C Quality of Service Guide 7210 SAS-M, T, Mxp, Sx, S Quality of Service Guide 7210 SAS-X, R6, R12 Quality of Service Guide	Describes how to configure Quality of Service (QoS) policy management.	✓	—	✓
7210 SAS-D, E, K 2F1C2T, K 2F6C4T, K 3SFP+ 8C Router Configuration Guide 7210 SAS-M, T, X, R6, R12, Mxp, Sx, S Router Configuration Guide	Describes logical IP routing interfaces and filter policies.	✓	—	✓
7210 SAS-D, E Routing Protocols Guide 7210 SAS-K 2F6C4T, K 3SFP+ 8C Routing Protocols Guide 7210 SAS-M, T, X, R6, R12, Mxp, Sx, S Routing Protocols Guide	Provides an overview of routing protocols and route policies, and describes how to configure them.	✓	—	✓
7210 SAS-D, E, K 2F1C2T, K 2F6C4T, K 3SFP+ 8C Services Guide 7210 SAS-M, T, Mxp, Sx, S Services Guide 7210 SAS-X, R6, R12 Services Guide	Describes subscriber services support.	✓	—	✓
7210 SAS-D, E, K 2F1C2T, K 2F6C4T, K 3SFP+ 8C System Management Guide 7210 SAS-M, T, X, R6, R12, Mxp, Sx, S System Management Guide	Describes system security and access configurations, as well as event logging and accounting logs.	✓	✓	✓

Hardware documents in this documentation suite

The intended audience for the hardware documents in this documentation suite are network architects and designers, installers, and hardware maintenance technicians.

- 7210 SAS-D Chassis Installation Guide
- 7210 SAS-E Chassis Installation Guide
- 7210 SAS-K 2SFP 1C 2TX Installation Guide
- 7210 SAS-K 2F6C4T Installation Guide
- 7210 SAS-K 3SFP+ 8C ETR Installation Guide
- 7210 SAS-M Chassis Installation Guide
- 7210 SAS-Mxp Chassis Installation Guide
- 7210 SAS-R6 Chassis Installation Guide
- 7210 SAS-R12 Chassis Installation Guide
- 7210 SAS-S 1/10GE Chassis Installation Guide
- 7210 SAS-Sx 1/10GE Chassis Installation Guide
- 7210 SAS-Sx 10/100GE Chassis Installation Guide
- 7210 SAS-Sx SONET/SDH ETR Chassis Installation Guide
- 7210 SAS-T Chassis Installation Guide
- 7210 SAS-X Chassis Installation Guide

Other documents in this documentation suite

- 7210 SAS Software Release Notes 11.0.Rx

Using the Documentation Center

Use the following procedure to access any of the guides mentioned in this document or to access a zipped file of the complete set of software guides:

- Open a browser and navigate to: [Customer Documentation Welcome Page](#). The Documentation Center appears. By default, the products are listed by the most accessed.
- Click on 7210 SAS in the list. The documentation web page for that product appears. The most recent documents are listed by default.
- The different search and sorting options on the documentation web page allow you to:
 - filter or sort the documents
 - search for documents by specific title words or document numbers
 - search for specific text in documents (Full Text search)

Notes:

 - A Full Text search searches for text in PDF files only.
 - To search for phrases in a Full Text search, type the phrase within quotation marks; for example, "synchronous Ethernet".
 - To remove the search filter or sorting options, click Reset.
- Select a document by clicking the associated icon on the right:
 - PDF icon
 - HTML icon
 - Zip Collection icon

Note: If the document is restricted, a key is displayed beside the document number, indicating that you must log in and enter your user name and password. If you cannot access the document after logging in, your account does not have permission to access the document. Contact your Nokia technical support representative.

If you do not have a user name and password, you can request one from the Documentation Center web page. A link is also available to provide feedback about the web page.

Searching for specific information in a document or in multiple documents

You can use Adobe Reader, Release 6.0 or later, to search one or more PDF files for a term.

Note: The PDF files that you search must be in the same folder or sub folder.

- From the Adobe Reader main menu, choose Edit > Search or Advanced Search. The Search panel opens.
 - To search for a term in the current document, click on the In the current document radio button.
 - To search for a term in multiple documents, click on the All PDF Documents in radio button and choose the folder in which to search using the drop-down menu.
- Enter the term to search for. Select one or more of the following search criteria, if required:
 - Whole words only
 - Case-Sensitive
 - Include Bookmarks
 - Include Comments
- Click on the Search button. Adobe Reader displays the search results. You can expand the entries for each file by clicking on the + symbol.

Documentation support

If you have questions or comments about this documentation suite, contact:

[Customer Documentation Feedback](#)

Technical support

Customer support representatives are available to assist you 24 hours a day, 7 days a week. For a list of regional contact telephone and fax numbers, see:

[Product Support Portal](#)

Nokia is a registered trademark of Nokia Corporation. Other products and company names mentioned herein may be trademarks or tradenames of their respective owners. The information presented is subject to change without notice. No responsibility is assumed for inaccuracies contained herein. Copyright © 2018 Nokia.