



# 7705 Service Aggregation Router Gen 2

Release 25.10.R1

## Guide to Documentation

---

3HE 21567 AAAC TQZZA 01

Edition: 01

October 2025

Nokia is committed to diversity and inclusion. We are continuously reviewing our customer documentation and consulting with standards bodies to ensure that terminology is inclusive and aligned with the industry. Our future customer documentation will be updated accordingly.

---

This document includes Nokia proprietary and confidential information, which may not be distributed or disclosed to any third parties without the prior written consent of Nokia.

This document is intended for use by Nokia's customers ("You"/"Your") in connection with a product purchased or licensed from any company within Nokia Group of Companies. Use this document as agreed. You agree to notify Nokia of any errors you may find in this document; however, should you elect to use this document for any purpose(s) for which it is not intended, You understand and warrant that any determinations You may make or actions You may take will be based upon Your independent judgment and analysis of the content of this document.

Nokia reserves the right to make changes to this document without notice. At all times, the controlling version is the one available on Nokia's site.

No part of this document may be modified.

NO WARRANTY OF ANY KIND, EITHER EXPRESS OR IMPLIED, INCLUDING BUT NOT LIMITED TO ANY WARRANTY OF AVAILABILITY, ACCURACY, RELIABILITY, TITLE, NON-INFRINGEMENT, MERCHANTABILITY OR FITNESS FOR A PARTICULAR PURPOSE, IS MADE IN RELATION TO THE CONTENT OF THIS DOCUMENT. IN NO EVENT WILL NOKIA BE LIABLE FOR ANY DAMAGES, INCLUDING BUT NOT LIMITED TO SPECIAL, DIRECT, INDIRECT, INCIDENTAL OR CONSEQUENTIAL OR ANY LOSSES, SUCH AS BUT NOT LIMITED TO LOSS OF PROFIT, REVENUE, BUSINESS INTERRUPTION, BUSINESS OPPORTUNITY OR DATA THAT MAY ARISE FROM THE USE OF THIS DOCUMENT OR THE INFORMATION IN IT, EVEN IN THE CASE OF ERRORS IN OR OMISSIONS FROM THIS DOCUMENT OR ITS CONTENT.

Copyright and trademark: Nokia is a registered trademark of Nokia Corporation. Other product names mentioned in this document may be trademarks of their respective owners.

© 2025 Nokia.

# Table of contents

- 1    **About this guide.....4**
- 2    **Platforms and terminology.....5**
- 3    **7705 SAR Gen 2 documentation suite.....6**
  - 3.1    Software guides.....6
  - 3.2    Hardware guides..... 8
  - 3.3    Release notes.....9
- 4    **Accessing documentation..... 10**
- 5    **Technical support..... 11**
- 6    **How to give feedback on documentation.....12**

# 1 About this guide

This guide provides information about the Service Router Operating System (SR OS) user guides available for the 7705 SAR Gen 2. The following figures show the 7705 SAR Gen 2 platforms described in the user guides.

Figure 1: 7705 SAR-1 (AC powered variant)

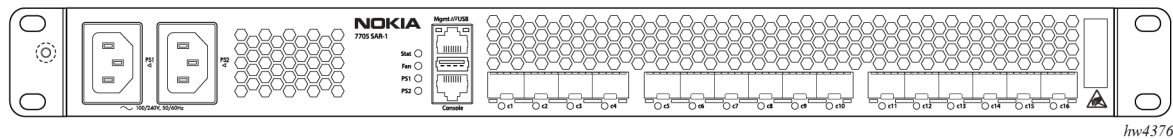
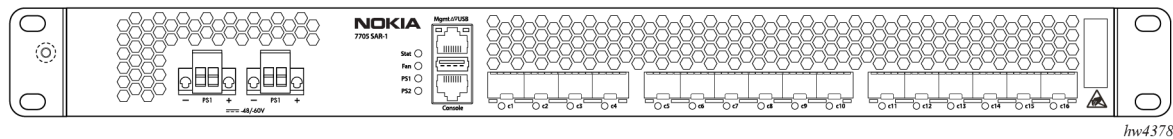



Figure 2: 7705 SAR-1 (DC powered variant)



## 2 Platforms and terminology



**Note:**  
Unless explicitly noted otherwise, this guide uses the terminology defined in the following table to collectively designate the specified platforms.

Table 1: Platforms and terminology

Platform	Collective platform designation
7705 SAR-1	7705 SAR Gen 2

## 3 7705 SAR Gen 2 documentation suite

The documentation suite described in this guide covers the software and hardware features and functionality of the 7705 SAR Gen 2. The documentation suite covers areas such as configuration guidelines, services, routing protocols, troubleshooting methods, and chassis and card installation.

### 3.1 Software guides

Intended audience:

- A – network architects and designers
- B – installers and hardware maintenance technicians
- C – network technicians, administrators, operators, and service providers

The following tables describe the software guides in this documentation suite and the intended audience for each guide.

*Table 2: Software guides*

Document	Description	Intended audience		
		A	B	C
Operate and Maintain				
7705 SAR Gen 2 Basic System Configuration Guide	Describes file system management, boot option file (BOF) configuration, basic system management configuration, node timing, and synchronization functions	✓	✓	✓
7705 SAR Gen 2 Interface Configuration Guide	Describes how to provision Input/Output Modules (IOMs), Media Dependent Adapters (MDAs), connectors, and ports	✓	—	✓
7705 SAR Gen 2 Layer 2 Services and EVPN Guide	Describes Layer 2 service and Ethernet Virtual Private Network (EVPN) functionality and provides examples to configure and implement Virtual Leased Lines (VLLs), Virtual Private LAN Service (VPLS), and EVPN	✓	—	✓
7705 SAR Gen 2 Layer 3 Services Guide: IES and VPRN	Describes Layer 3 service functionality and provides examples to configure and implement Internet Enhanced Services (IES) and Virtual Private Routed Network (VPRN) services	✓	—	✓
7705 SAR Gen 2 MD-CLI User Guide	Provides information about how to use the MD-CLI	✓	✓	✓
7705 SAR Gen 2 MPLS Guide	Provides an overview of Multiprotocol Label Switching (MPLS), Resource Reservation Protocol (RSVP),	✓	—	✓

Document	Description	Intended audience		
		A	B	C
	and Label Distribution Protocol (LDP) and provides configuration examples			
7705 SAR Gen 2 Multicast Routing Protocols Guide	Provides an overview of multicast routing concepts and provides configuration examples for Internet Group Management Protocol (IGMP), Multicast Listener Discovery (MLD), and Protocol Independent Multicast (PIM).	✓	—	✓
7705 SAR Gen 2 Multiservice ISA and ESA Guide	Provides an overview of services provided by integrated service adapters and extended service appliances, such as IPsec and Network Address Translation (NAT), and provides configuration examples	✓	—	✓
7705 SAR Gen 2 Quality of Service Guide	Provides an overview of Quality of Service (QoS) policy management and provides configuration examples	✓	—	✓
7705 SAR Gen 2 Router Configuration Guide	Describes logical IP routing interfaces and associated attributes such as IP addresses, as well as IP and MAC-based filtering, Virtual Router Redundancy Protocol (VRRP), and cflowd	✓	—	✓
7705 SAR Gen 2 Segment Routing and PCE User Guide	Provides an overview of segment routing features with MPLS (SR-MPLS) data path encapsulations and path computation element (PCE) features	✓	—	✓
7705 SAR Gen 2 Services Overview Guide	Provides a general overview of functionality provided by the routers and describes how to configure service parameters such as Service Access Points (SAPs), Service Destination Points (SDPs), customer information, and user services	✓	—	✓
7705 SAR Gen 2 System Management Guide	Describes system security features, SNMP and NETCONF features, and event and accounting logs; the guide also covers basic tasks such as configuring management access filters, passwords, and user profiles	✓	✓	✓
7705 SAR Gen 2 Unicast Routing Protocols Guide	Provides an overview of unicast routing concepts and provides configuration examples for Routing Information Protocol (RIP), Open Shortest Path First (OSPF), Intermediate-system-to-intermediate-system (IS-IS), and Border Gateway Protocol (BGP) routing protocols; also provides an overview of route policies and configuration examples	✓	—	✓
<b>Monitor and troubleshoot</b>				
7250 IXR, 7450 ESS, 7705 SAR Gen 2, 7750 SR,	Provides general information about log events	✓	✓	✓

Document	Description	Intended audience		
		A	B	C
7950 XRS, and VSR Log Events Guide				
SR OS Log Events Search Tool	Provides general information about log events.	✓	✓	
7705 SAR Gen 2 OAM and Diagnostics Guide	Describes how to configure features such as service mirroring, and how to use the Operations, Administration, and Maintenance (OAM) and diagnostics tools	✓	—	✓
<b>Reference</b>				
7250 IXR, 7450 ESS, 7705 SAR Gen 2, 7750 SR, 7950 XRS, and VSR Acronyms Reference Guide	Provides expansions of acronyms found in the user guides.	✓	✓	✓
7705 SAR Gen 2 Classic CLI Command Reference Guide	Describes all classic CLI commands (except for the clear, monitor, show, and tools commands) and their supported values and parameters	✓	✓	✓
7705 SAR Gen 2 Clear, Monitor, Show, Tools CLI Command Reference Guide	Describes all clear, monitor, show, and tools commands for both classic and MD-CLI and their supported values and parameters	✓	✓	✓
7705 SAR Gen 2 MD-CLI Command Reference Guide	Describes all MD-CLI commands (except for the clear, monitor, show, and tools commands) and their supported values and parameters	✓	✓	✓
7705 SAR Gen 2 MD-CLI Quick Reference Guide	Provides a comparison of the Nokia SR OS Model-Driven Command Line Interface (MD-CLI) with those used by Junos OS and IOS XR	✓	✓	✓

## 3.2 Hardware guides

The hardware guides are not included with the 7705 SAR Gen 2 software documentation package. See [Accessing documentation](#) for information about accessing hardware guides.

Intended audience legend:

- A – network architects and designers
- B – installers and hardware maintenance technicians
- C – network technicians, administrators, operators, and service providers

The following table describes the hardware guides in this documentation suite and the intended audience for each guide.



Table 3: Hardware guides

Document	Description	Intended audience		
		A	B	C
7705 SAR Gen 2 routing equipment installation guides				
7705 SAR-1 Chassis Installation Guide	Describes how to install the 7705 SAR-1 chassis and cards.	✓	✓	—
Supplementary information				
Best Practices for Improving Equipment Protection and Longevity	Describes best practices for installation and maintenance of Nokia products.	✓	✓	—

### 3.3 Release notes

The *SR OS R25.x.Rx Software Release Notes* are not included with the 7705 SAR Gen 2 software documentation package. See [Accessing documentation](#) for information about accessing release notes.

The Nokia customer documentation team has introduced the RN Navigator – an online tool for quickly finding information in SR OS Release Notes – starting from Release 20. The RN Navigator can be accessed online at <https://documentation.nokia.com/sr/RN-Navigator/>. A customer account login is required.

## 4 Accessing documentation

Nokia customer documentation can be accessed through [WebHelp](#) or through the [Nokia Documentation Center](#).

Most 7705 SAR Gen 2 software user guides described in this guide are publicly available (no authentication is required). The hardware guides, release notes, and some technical documents are restricted (authentication is required).

The software user guides for the 7705 SAR Gen 2 can be accessed using a search engine. For best results, search using the term "7705 SAR Gen 2" followed by the current release and any applicable keywords. Because the hardware guides are restricted, they cannot be accessed using a search engine.



**Note:** Depending on your account permissions and login status, you may not be authorized to display or download restricted guides (indicated by a lock or key symbol). If the guide remains restricted after a valid login, contact a Nokia technical support representative to check your account permissions.

The 7705 SAR Gen 2 documentation is available in the following formats:

- WebHelp HTML
- downloadable HTML library (WebHelp format)
- PDFs of each guide
- a zip file of all PDFs in the documentation suite

## 5 Technical support

Customer support representatives are available to assist you 24 hours a day, 7 days a week. To contact Technical Support, visit the Nokia Support portal: <https://customer.nokia.com/support/s/>.

## 6 How to give feedback on documentation

You can use the following methods to report issues with the documentation, including errors or areas that need clarification, or to provide suggestions for improvement:

- **email**  
Send your feedback in an email to [documentation.feedback@nokia.com](mailto:documentation.feedback@nokia.com). Include the guide name, topic, and release.
- **online WebHelp**  
In the online WebHelp click the email feedback icon next to the topic title. Use the pop-up email to provide your comments about the topic.



# Customer document and product support



## Customer documentation

[Customer documentation welcome page](#)



## Technical support

[Product support portal](#)



## Documentation feedback

[Customer documentation feedback](#)