



7210 Service Access System

Release 24.9.R1

Guide to Documentation

3HE 20126 AAAB TQZZA

Edition: 01

September 2024

© 2024 Nokia.

Use subject to Terms available at: www.nokia.com/terms.

Nokia is committed to diversity and inclusion. We are continuously reviewing our customer documentation and consulting with standards bodies to ensure that terminology is inclusive and aligned with the industry. Our future customer documentation will be updated accordingly.

This document includes Nokia proprietary and confidential information, which may not be distributed or disclosed to any third parties without the prior written consent of Nokia.

This document is intended for use by Nokia's customers ("You"/"Your") in connection with a product purchased or licensed from any company within Nokia Group of Companies. Use this document as agreed. You agree to notify Nokia of any errors you may find in this document; however, should you elect to use this document for any purpose(s) for which it is not intended, You understand and warrant that any determinations You may make or actions You may take will be based upon Your independent judgment and analysis of the content of this document.

Nokia reserves the right to make changes to this document without notice. At all times, the controlling version is the one available on Nokia's site.

No part of this document may be modified.

NO WARRANTY OF ANY KIND, EITHER EXPRESS OR IMPLIED, INCLUDING BUT NOT LIMITED TO ANY WARRANTY OF AVAILABILITY, ACCURACY, RELIABILITY, TITLE, NON-INFRINGEMENT, MERCHANTABILITY OR FITNESS FOR A PARTICULAR PURPOSE, IS MADE IN RELATION TO THE CONTENT OF THIS DOCUMENT. IN NO EVENT WILL NOKIA BE LIABLE FOR ANY DAMAGES, INCLUDING BUT NOT LIMITED TO SPECIAL, DIRECT, INDIRECT, INCIDENTAL OR CONSEQUENTIAL OR ANY LOSSES, SUCH AS BUT NOT LIMITED TO LOSS OF PROFIT, REVENUE, BUSINESS INTERRUPTION, BUSINESS OPPORTUNITY OR DATA THAT MAY ARISE FROM THE USE OF THIS DOCUMENT OR THE INFORMATION IN IT, EVEN IN THE CASE OF ERRORS IN OR OMISSIONS FROM THIS DOCUMENT OR ITS CONTENT.

Copyright and trademark: Nokia is a registered trademark of Nokia Corporation. Other product names mentioned in this document may be trademarks of their respective owners.

© 2024 Nokia.

Table of contents

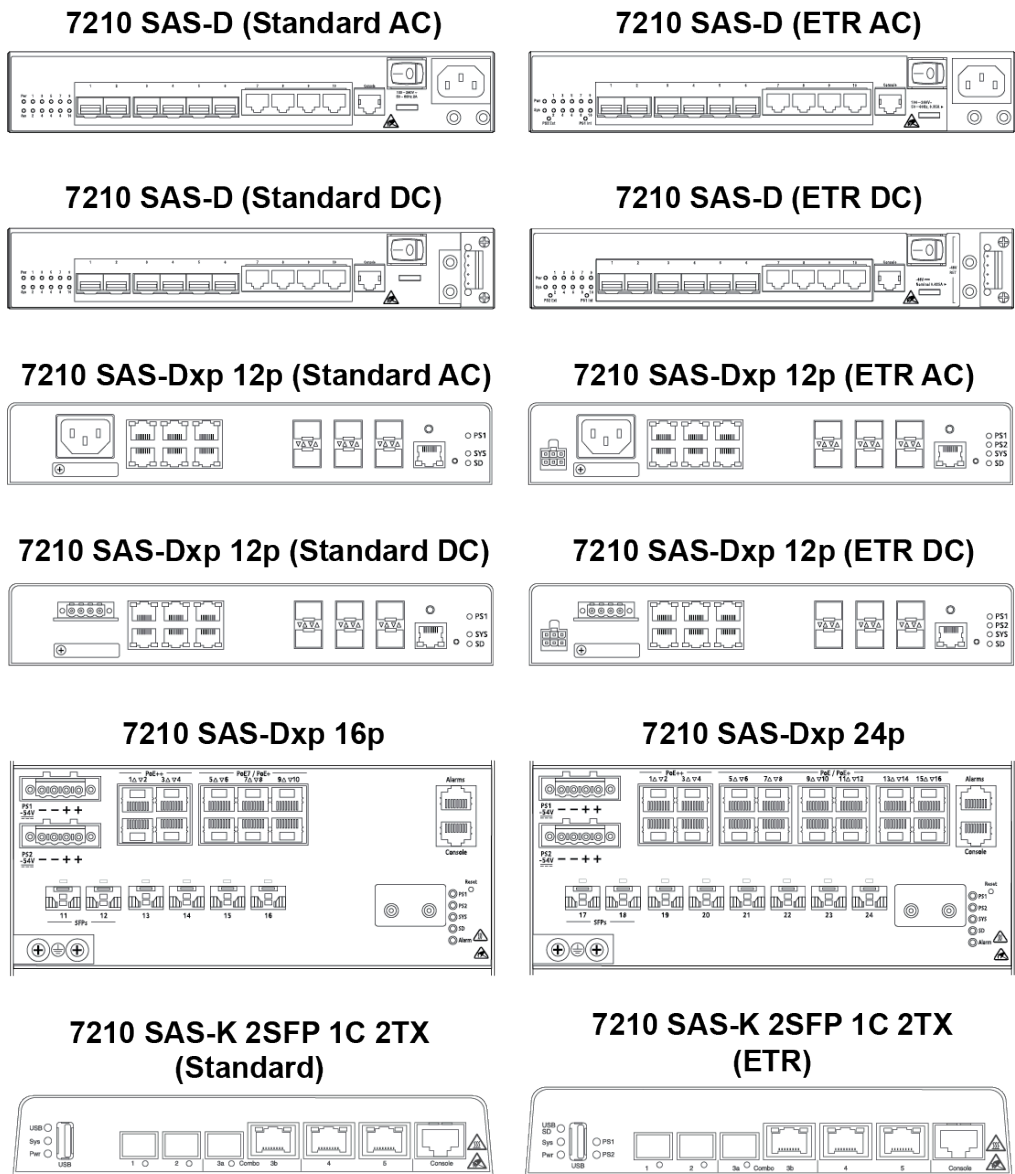
1	About this guide.....	4
2	7210 SAS documentation suite.....	6
2.1	Software guides.....	6
2.2	Hardware guides.....	7
2.3	Release notes.....	9
3	Accessing documentation.....	10
4	Technical support.....	11
5	How to give feedback on documentation.....	12

1 About this guide

This guide provides information about the user guides available for the 7210 Service Access System (7210 SAS).

The following figures show the 7210 SAS platforms described in the user guides.

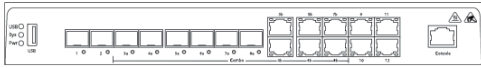
Figure 1: 7210 SAS platforms



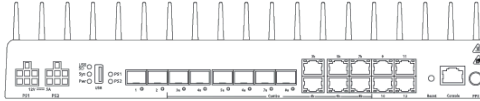
inv0791

Figure 2: 7210 SAS platforms (continued)

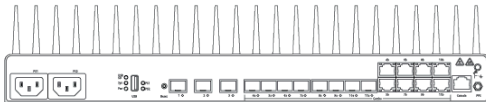
**7210 SAS-K 2SFP 6C 4TX
(Standard)**




**7210 SAS-K 2SFP 6C 4TX
(ETR)**



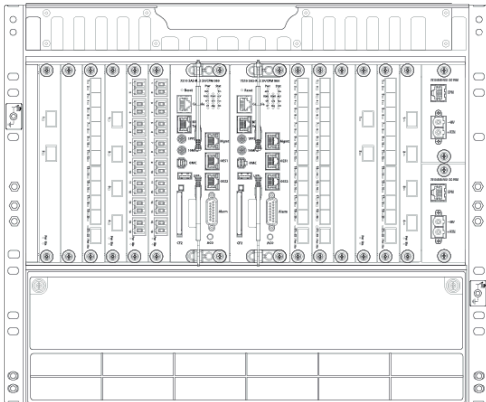
**7210 SAS-K 3SFP+ 8C
(ETR)**



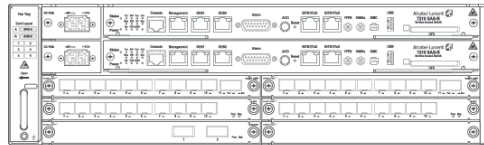
7210 SAS-Mxp



7210 SAS-R12



7210 SAS-R6



7210 SAS-S 1/10GE (24-port)




7210 SAS-S 1/10GE (48-port)



7210 SAS-Sx 1/10GE



7210 SAS-T (Standard and ETR)



7210 SAS-Sx 10/100GE



hw1611

2 7210 SAS documentation suite

The 7210 SAS documentation suite covers the software and hardware features and functionality of the 7210 SAS platforms. The documentation suite describes topics such as configuration guidelines, services, routing protocols, troubleshooting methods, and chassis and card installation.

2.1 Software guides

The software guides are organized into functional chapters and provide information about the implementation flow, as well as Command Line Interface (CLI) syntax and command usage.

Intended audience legend:

- A – network architects and designers
- B – installers and hardware maintenance technicians
- C – network technicians, administrators, operators, and service providers

The following table describes the software guides in this documentation suite and the intended audience for each guide.

Table 1: Software guides

Document	Description	Intended audience		
		A	B	C
Operate and maintain				
7210 SAS-D, Dxp, K 2F1C2T, K 2F6C4T, K 3SFP+ 8C Basic System Configuration Guide 7210 SAS-Mxp, R6, R12, S, Sx, T Basic System Configuration Guide	Describes CLI usage, file system management, boot option file (BOF) configuration, configuring basic system management, node timing, and synchronization functions.	✓	✓	✓
7210 SAS-D, Dxp, K 2F1C2T, K 2F6C4T, K 3SFP+ 8C Router Configuration Guide 7210 SAS-Mxp, R6, R12, S, Sx, T Router Configuration Guide	Describes logical IP routing interfaces and filter policies.	✓	—	✓
7210 SAS-D, Dxp, K 2F1C2T, K 2F6C4T, K 3SFP+ 8C Interface Configuration Guide 7210 SAS-Mxp, R6, R12, S, Sx, T Interface Configuration Guide	Describes how to provision cards, Media Dependent Adapters (MDAs), and ports.	✓	—	✓

Document	Description	Intended audience		
		A	B	C
7210 SAS-D, Dxp, K 2F1C2T, K 2F6C4T, K 3SFP+ 8C System Management Guide 7210 SAS-Mxp, R6, R12, S, Sx, T System Management Guide	Describes system security and access configurations, as well as event logging and accounting logs.	✓	✓	✓
7210 SAS-D, Dxp, K 2F1C2T, K 2F6C4T, K 3SFP+ 8C Services Guide 7210 SAS-Mxp, S, Sx, T Services Guide 7210 SAS-R6, R12 Services Guide	Describes subscriber services support.	✓	—	✓
7210 SAS-D, Dxp Quality of Service Guide 7210 SAS-K 2F1C2T, K 2F6C4T, K 3SFP + 8C Quality of Service Guide 7210 SAS-Mxp, R6, R12, S, Sx, T Quality of Service Guide	Describes how to configure Quality of Service (QoS) policy management.	✓	—	✓
7210 SAS-K 2F6C4T, K 3SFP+ 8C MPLS Guide 7210 SAS-Mxp, R6, R12, S, Sx, T MPLS Guide	Describes how to configure Multiprotocol Label Switching (MPLS), Resource Reservation Protocol (RSVP), and Label Distribution Protocol (LDP).	✓	—	✓
7210 SAS-D, Dxp, K 2F1C2T Routing Protocols Guide 7210 SAS-K 2F6C4T, K 3SFP+ 8C Routing Protocols Guide 7210 SAS-Mxp, R6, R12, S, Sx, T Routing Protocols Guide	Provides an overview of routing protocols and route policies, and describes how to configure them.	✓	—	✓
Monitor and troubleshoot				
7210 SAS-D, Dxp, K 2F1C2T, K 2F6C4T, K 3SFP+ 8C OAM and Diagnostics Guide 7210 SAS-Mxp, R6, R12, S, Sx, T OAM and Diagnostics Guide	Describes how to use the Operations, Administration and Management (OAM) and diagnostics tools.	✓	—	✓

2.2 Hardware guides

The hardware guides are not included with the 7210 SAS software documentation package. See [Accessing documentation](#) for information about accessing hardware guides.

Intended audience legend:

- A – network architects and designers
- B – installers and hardware maintenance technicians
- C – network technicians, administrators, operators, and service providers

The following table describes the hardware guides in this documentation suite and the intended audience for each guide.

Table 2: Hardware guides

Document	Description	Intended audience		
		A	B	C
7210 SAS chassis installation guides				
7210 SAS-D Chassis Installation Guide	Describes how to install the 7210 SAS-D chassis.	✓	✓	—
7210 SAS-Dxp 2SFP+ 4F 6T Chassis Installation Guide	Describes how to install the 7210 SAS-Dxp 12p (2SFP+ 4SFP 6Tx) chassis.	✓	✓	—
7210 SAS-Dxp 16p/24p Chassis Installation Guide	Describes how to install the 7210 SAS-Dxp 16p (2SFP+ 4SFP 10Tx) and 7210 SAS-Dxp 24p (2SFP+ 6SFP 16Tx) chassis.	✓	✓	—
7210 SAS-K 2SFP 1C 2TX Installation Guide	Describes how to install the 7210 SAS-K 2SFP 1C 2TX chassis.	✓	✓	—
7210 SAS-K 2F6C4T Installation Guide	Describes how to install the 7210 SAS-K 2F6C4T chassis.	✓	✓	—
7210 SAS-K 3SFP+ 8C ETR Installation Guide	Describes how to install the 7210 SAS-K 3SFP+ 8C ETR chassis.	✓	✓	—
7210 SAS-Mxp Chassis Installation Guide	Describes how to install the 7210 SAS-Mxp chassis.	✓	✓	—
7210 SAS-R6 Chassis Installation Guide	Describes how to install the 7210 SAS-R6 chassis.	✓	✓	—
7210 SAS-R12 Chassis Installation Guide	Describes how to install the 7210 SAS-R12 chassis.	✓	✓	—
7210 SAS-S 1/10GE Chassis Installation Guide	Describes how to install the 7210 SAS-S 1/10GE chassis.	✓	✓	—
7210 SAS-Sx 1/10GE Chassis Installation Guide	Describes how to install the 7210 SAS-Sx 1/10GE chassis.	✓	✓	—
7210 SAS-Sx 10/100GE Chassis Installation Guide	Describes how to install the 7210 SAS-Sx 10/100GE chassis.	✓	✓	—
7210 SAS-T Chassis Installation	Describes how to install the 7210 SAS-T chassis.	✓	✓	—

Document	Description	Intended audience		
		A	B	C
Supplementary information				
Best Practices for Improving Equipment Protection and Longevity	Describes best practices for installation and maintenance of Nokia products.	✓	✓	—

2.3 Release notes

The 7210 SAS Software Release Notes are not included with the 7210 SAS software documentation package. See [Accessing documentation](#) for information about accessing release notes.

The Nokia customer documentation team has introduced the RN Navigator – an online tool for quickly finding information in the 7210 SAS Release Notes – starting from Release 20. The RN Navigator can be accessed online from your product WebHelp or <https://documentation.nokia.com/rn-navigator/products/>. A customer account login is required.

3 Accessing documentation

Nokia customer documentation can be accessed through the [WebHelp](#) or through the [Nokia Documentation Center](#).

The 7210 SAS software user guides are publicly available (no authentication is required). The hardware guides, software release notes, and some technical documents are restricted (authentication is required).

The 7210 SAS software user guides can be accessed using a search engine. For best results, search using the term "7210 SAS" followed by the current release and any applicable keywords. The restricted guides cannot be accessed using a search engine.



Note: Depending on your account permissions and login status, you may not be authorized to display or download restricted guides (indicated by a lock or key symbol). If the guide remains restricted after a valid login, contact a Nokia technical support representative to check your account permissions.

The 7210 SAS documentation is available in the following formats:

- WebHelp HTML
- downloadable HTML library (WebHelp format)
- PDFs of each guide
- a zip file of all PDFs in the documentation suite

4 Technical support

Customer support representatives are available to assist you 24 hours a day, 7 days a week. To contact Technical Support, visit the Nokia Support portal: <https://customer.nokia.com/support/s/>.

5 How to give feedback on documentation

You can use the following methods to report issues with the documentation, including errors or areas that need clarification, or to provide suggestions for improvement:


- **email**

Send your feedback in an email to documentation.feedback@nokia.com. Include the guide name, topic, and release.

- **online WebHelp**

In the online Webhelp click the email feedback icon next to the topic title. Use the pop-up email to provide your comments about the topic.

Customer document and product support



Customer documentation

[Customer documentation welcome page](#)



Technical support

[Product support portal](#)



Documentation feedback

[Customer documentation feedback](#)