



**7450 ETHERNET SERVICE SWITCH
7750 SERVICE ROUTER
7950 EXTENSIBLE ROUTING SYSTEM
VIRTUALIZED SERVICE ROUTER**

**CLEAR, MONITOR, SHOW, AND TOOLS
COMMAND REFERENCE GUIDE
RELEASE 22.10.R2**

**3HE 18382 AA AE TQZZA 01
Issue 01**

December 2022

Nokia is committed to diversity and inclusion. We are continuously reviewing our customer documentation and consulting with standards bodies to ensure that terminology is inclusive and aligned with the industry. Our future customer documentation will be updated accordingly.

This document includes Nokia proprietary and confidential information, which may not be distributed or disclosed to any third parties without the prior written consent of Nokia.

This document is intended for use by Nokia's customers ("You"/"Your") in connection with a product purchased or licensed from any company within Nokia Group of Companies. Use this document as agreed. You agree to notify Nokia of any errors you may find in this document; however, should you elect to use this document for any purpose(s) for which it is not intended, You understand and warrant that any determinations You may make or actions You may take will be based upon Your independent judgment and analysis of the content of this document.

Nokia reserves the right to make changes to this document without notice. At all times, the controlling version is the one available on Nokia's site.

No part of this document may be modified.

NO WARRANTY OF ANY KIND, EITHER EXPRESS OR IMPLIED, INCLUDING BUT NOT LIMITED TO ANY WARRANTY OF AVAILABILITY, ACCURACY, RELIABILITY, TITLE, NON-INFRINGEMENT, MERCHANTABILITY OR FITNESS FOR A PARTICULAR PURPOSE, IS MADE IN RELATION TO THE CONTENT OF THIS DOCUMENT. IN NO EVENT WILL NOKIA BE LIABLE FOR ANY DAMAGES, INCLUDING BUT NOT LIMITED TO SPECIAL, DIRECT, INDIRECT, INCIDENTAL OR CONSEQUENTIAL OR ANY LOSSES, SUCH AS BUT NOT LIMITED TO LOSS OF PROFIT, REVENUE, BUSINESS INTERRUPTION, BUSINESS OPPORTUNITY OR DATA THAT MAY ARISE FROM THE USE OF THIS DOCUMENT OR THE INFORMATION IN IT, EVEN IN THE CASE OF ERRORS IN OR OMISSIONS FROM THIS DOCUMENT OR ITS CONTENT.

Copyright and trademark: Nokia is a registered trademark of Nokia Corporation. Other product names mentioned in this document may be trademarks of their respective owners.

© 2022 Nokia.

Table of contents

1	Getting Started.....	5
2	Overview.....	12
3	Command Trees.....	14
4	2 Commands.....	61
5	a Commands.....	62
6	b Commands.....	348
7	c Commands.....	429
8	d Commands.....	662
9	e Commands.....	805
10	f Commands.....	924
11	g Commands.....	1052
12	h Commands.....	1115
13	i Commands.....	1181
14	k Commands.....	1482
15	l Commands.....	1484
16	m Commands.....	1717
17	n Commands.....	1939
18	o Commands.....	2057

19	p Commands	2115
20	q Commands	2559
21	r Commands	2581
22	s Commands	2741
23	t Commands	3559
24	u Commands	3728
25	v Commands	3763
26	w Commands	3827
27	x Commands	3841

1 Getting Started

This guide contains command descriptions for the common operational **clear**, **monitor**, **show**, and **tools** CLI commands that are used to manage the SR OS in either the classic CLI or the MD-CLI.

The output of the common operational commands is always the same in the classic CLI and the MD-CLI. The command names and syntaxes of the common operational commands in the classic CLI and the MD-CLI are also compatible. The MD-CLI ? help and command completion only displays parameters that are valid next in order based on what has been entered, while the classic CLI displays all parameters that can be entered out of order. Commands in the MD-CLI can be entered out of order by entering the complete command and parameters without using command completion.

This guide does not include any other classic or MD-CLI commands. These commands are documented in the *7450 ESS, 7750 SR, 7950 XRS, and VSR Classic CLI Command Reference Guide* and *7450 ESS, 7750 SR, 7950 XRS, and VSR MD-CLI Command Reference Guide*.



Note:

This guide generically covers Release 3HE 18412 000 x TQZZA, for information about the supported features and applicable platforms in each load of the Release 22.x.Rx software.

The full set of CLI commands supported by the SR OS is documented in three related guides that are listed in the following table.

Table 1: Documentation for SR OS CLI Commands

Guide Title	Classic CLI Commands	MD-CLI Commands
<i>7450 ESS, 7750 SR, 7950 XRS, and VSR Clear, Monitor, Show, and Tools Command Reference Guide</i>	All clear , monitor , show , and tools commands	All clear , monitor , show , and tools commands
<i>7450 ESS, 7750 SR, 7950 XRS, and VSR Classic CLI Command Reference Guide</i>	All other commands	—
<i>7450 ESS, 7750 SR, 7950 XRS, and VSR MD-CLI Command Reference Guide</i>	—	All other commands



Note:

Unless explicitly noted otherwise, this guide uses the terminology defined in the following table to collectively designate the specified platforms.

Table 2: Platforms and Terminology

Platform	Collective platform designation
7450 ESS-7	All
7450 ESS-12	

Platform	Collective platform designation
7750 SR-1	
7750 SR-1-24D	
7750 SR-1-46S	
7750 SR-1-48D	
7750 SR-1-92S	
7750 SR-1x-48D	
7750 SR-1x-92S	
7750 SR-7	
7750 SR-12	
7750 SR-12e	
7750 SR-a4	
7750 SR-a8	
7750 SR-1e	
7750 SR-2e	
7750 SR-3e	
7750 SR-1s	
7750 SR-1se	
7750 SR-2s	
7750 SR-7s	
7750 SR-14s	
7950 XRS-20	
7950 XRS-20e	
7950 XRS-40	
VSR	
VSR-NRC	
7450 ESS-7	7450 ESS
7450 ESS-12	
7750 SR-1	7750 SR
7750 SR-1-24D	
7750 SR-1-46S	

Platform	Collective platform designation
7750 SR-1-48D	
7750 SR-1-92S	
7750 SR-1x-48D	
7750 SR-1x-92S	
7750 SR-7	
7750 SR-12	
7750 SR-12e	
7750 SR-7	7750 SR-7/12/12e
7750 SR-12	
7750 SR-12e	
7750 SR-7	7750 SR-7/12
7750 SR-12	
7750 SR-a4	7750 SR-a
7750 SR-a8	
7750 SR-1e	7750 SR-e
7750 SR-2e	
7750 SR-3e	
7750 SR-1s	7750 SR-s
7750 SR-1se	
7750 SR-2s	
7750 SR-7s	
7750 SR-14s	
7950 XRS-20	7950 XRS
7950 XRS-20e	
7950 XRS-40	
VSR	VSR
VSR-NRC	

1.1 Command Tree

The SR OS CLI command tree is a hierarchical inverted tree. The highest level is the root level. Below this level are other tree levels with the major command groups; for example, **show** commands and **tools** commands are levels below root.

In the tree, you can click on a command to link directly to the command description.



Note:

Commands that are listed in the tree but are not linked to an associated description are available on one or more platforms but are not currently described in the guide.

1.2 Command Descriptions

Command descriptions are listed in alphabetical order by command name.

The following figure shows an example of a command description.

Figure 1: Command Description Example

policers

- Syntax** **policers**
- Context** [Tree] (show>app-assure>group>policy>aa-sub policers)
- Full Context** show application-assurance group policy aa-sub policers
- Description** This command displays policer configuration information.
- Output** The following is an example output for the **policers** command.

Sample Output

```
A:cpm-a>show>app-assure>group>aa-sub# policers
=====
Application-Assurance Subscriber Policer Summary
=====
AA-Subscriber      : Alex (esm)
-----
Type: single-bucket-bandwidth Direction: subscriber-to-network
AQP  Policer                               Resource Exceeded?
-----
61   SuspectUp_policer                       N
-----

Type: single-bucket-bandwidth Direction: network-to-subscriber
AQP  Policer                               Resource Exceeded?
-----
62   SuspectDown_policer                     N
-----

Policer usage counts:
single-bucket-bandwidth
  subscriber-to-network 1 out of 32
  network-to-subscriber 1 out of 32
dual-bucket-bandwidth
  subscriber-to-network 0 out of 1
  network-to-subscriber 0 out of 1
flow-count-limit      0 out of 8
flow-rate-limit       0 out of 8
=====
A:cpm-a>show>app-assure>group>aa-sub#
```

sw3088

The following table describes the fields that may be shown for a command. Not all fields are applicable for all commands.

Table 3: Command Description Fields

Field	Description
Command Name	Name of the command
Syntax	Command syntax required to execute the command. For further information on command syntax, see the <i>7450 ESS, 7750 SR, 7950 XRS, and VSR Classic CLI Command Reference Guide</i> or the <i>7450 ESS, 7750 SR, 7950 XRS, and VSR MD-CLI User Guide</i>
Context	Path to the command as it is displayed in the CLI prompt. Clicking on [Tree] links to the command in the CLI tree.
Full Context	Complete contextual path to perform the command
Description	Description of the command functionality and any restrictions
Default	Command default value
Parameters	Descriptions of command parameters
Values	Values allowed for the parameter
Default	Parameter default value
Platforms	Hardware platforms on which the command is available. See Table 2: Platforms and Terminology for more information about the platforms. Note: Some SR OS features are platform-specific and therefore may not be available or visible on all platforms. See the SR OS R22.x.Rx Software Release Notes, part number 3HE 18412 000 x TQZZA, for information about platform support.

The **monitor** and **show** commands may also show command output and a description of the fields found in that output. Command outputs shown in this guide are examples only; actual displays may differ depending on supported functionality and user configuration.



Note:

All options for enumerated types and numerical ranges are listed in the command descriptions; however, not all options or ranges are valid on all platforms.

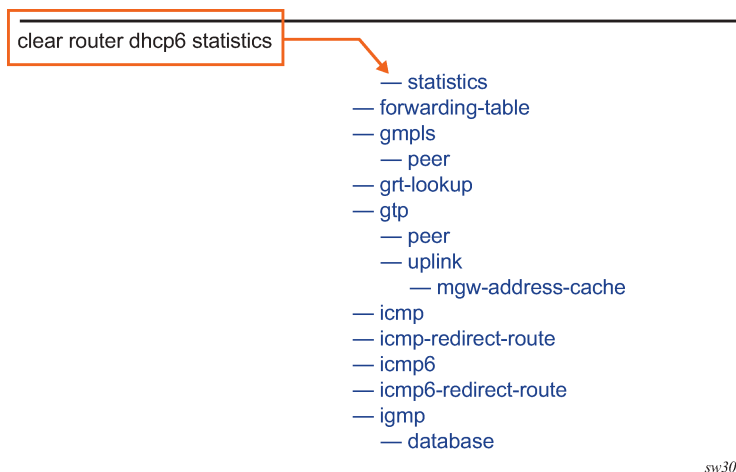
1.3 Navigational Aids

The following aids help you navigate the guide and find specific commands.

1.3.1 Context Path

In the CLI tree section, the complete contextual path to the first command on the page is shown at the top of the page, as shown in the following figure.

Figure 2: Command Tree Navigation



1.3.2 Searching

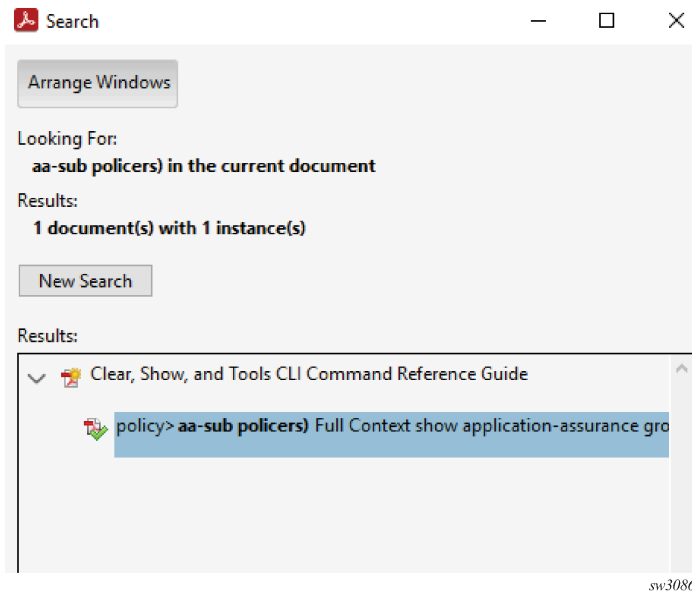
The Context field in each command description shows, in parentheses, the full path to the command as displayed in the CLI prompt. This form of the contextual path often abbreviates terms. For example:

(cfg>qos>qgrps>egr>qgrp>queue wred-queue)

To search this guide for a specific command using the Acrobat search function, enter the command name and append a closing parenthesis in the search window. For more efficient searching, add the previous level of the contextual path before the command name.

If you add the context and closing parenthesis, the resulting search returns only matching Context entries. It will not return instances of the same command found elsewhere in the guide. The following figure shows an example of a search.

Figure 3: Search Window



sw3086

1.3.3 Linking to the Tree

Clicking on [Tree] in a command description context links directly to the command in the CLI tree. The following figure shows the [Tree] element.

Figure 4: Link to CLI Tree

policers

Syntax	policers
Context	[Tree] (show>app-assure>group>policy>aa-sub policers)
Full Context	show application-assurance group policy aa-sub policers
Description	This command displays policer configuration information.
Output	The following is an example output for the policers command.

sw3087

2 Overview

2.1 CLI clear Commands

The CLI **clear** commands are primarily used to:

- set statistics in a particular area back to a value of zero
- reset specific hardware assemblies (for example, cards)
- delete temporary operational state data (for example, contents of a log in memory)

For more information on the **clear** commands, see the respective command sections in this guide.

2.2 CLI monitor Commands

The CLI **monitor** commands are found in the **monitor** context of the operational root of the CLI tree. The **monitor** commands display specified statistical information related to the monitor subject (such as filter, port, QoS, router, service, and VRRP) at a configurable interval until a count is reached.

The **monitor** command output displays a snapshot of the current statistics. The output refreshes with subsequent statistical information at each configured interval and is displayed as a delta to the previous output.

The <Ctrl-c> keystroke interrupts a monitoring process. **monitor** command configurations cannot be saved. You must enter the command for each monitoring session. If the maximum limits are configured, you can monitor the statistical information for a maximum of 60 × 999 s (approximately 1000 minutes).

For more information on the **monitor** commands, see the respective command sections in this guide.

2.3 CLI show Commands

The CLI **show** commands display useful information in the format of a human-readable report, with the ability to add or remove output based on optional parameters. The information in the output of the **show** commands consists of configuration and operational information, and may also perform calculations or additional processing to display some of the output.

The information in the output of the **show** commands can also be found in the **state** and **configure** branches of the MD-CLI (as well as via model-driven interfaces such as NETCONF and gRPC). The output of these branches is fully modeled in YANG with structured data that can be easily manipulated by tools and applications (including pySROS and NETCONF clients). The pySROS and MD-CLI command alias features can be used together to create custom **show** commands using the modeled data. See "Command aliases" in the *7450 ESS, 7750 SR, 7950 XRS, and VSR MD-CLI User Guide* for more information.

For more information on the **show** commands, see the respective command sections in this guide.

2.4 CLI tools Commands

The CLI **tools** commands provide two primary functions:

- dump
- perform

The **tools dump** commands provide additional detailed and enhanced information about the router.

The **tools perform** commands provide the ability to trigger a variety of actions in the router, such as a card power cycle (**tools perform card power-cycle**), and APS switchovers.

For more information on the **tools** commands, see the respective command sections in this guide.

3 Command Trees

3.1 clear Commands

```
- clear
  - aaa
    - diameter-node
    - diameter-peer-policy
    - isa-radius-policy
    - l2tp-accounting-policy
    - radius-server-policy
    - route-downloader
  - application-assurance
    - group
      - cflowd
      - event-log
      - gtp
      - statistics
      - status
    - radius-accounting-policy
  - call-trace
    - ipoe
      - session
      - trace
    - pppoe
      - session
      - trace
  - card
    - virtual
      - cpu-scheduling
  - cflowd
  - chassis
    - power-shelf
    - power-module
  - cpm-filter
    - ip-filter
    - ipv6-filter
    - mac-filter
  - cpm-queue
  - cpu-protection
    - eth-cfm-monitoring
    - excessive-sources
    - protocol-protection
    - violators
  - esa
  - esa-vm
  - eth-cfm
    - auto-discovered-meps
    - learned-remote-mac
    - mep
    - statistics
  - filter
    - ip
    - ip-exception
    - ipv6
    - ipv6-exception
    - log
    - mac
  - gmpls-tun-grp
    - statistics
  - group-encryption
    - encryption-keygroup
  - ip
```

clear ip tunnel

```
- tunnel
- ipsec
  - gateway
  - lockout
  - stats
    - ike-stats
  - transport-mode
  - tunnel
- isa
  - lns-group
- lag
- li
  - filter
    - li-ip
    - li-ipv6
    - li-mac
  - log
  - radius
    - mirror-dest
- log
  - event-handling
    - handler
    - information
  - log-events
  - log-id
- macsec
  - mka-session
- mcast-management
  - mcast-reporting-dest
- mda
- nat
  - classic-lsn-sub
  - dslite-lsn-sub
  - isa
    - nat-group
  - l2-aware-sub
  - map
    - statistics
  - nat64-lsn-sub
  - subscriber-identification
  - system-statistics
  - upnp-mappings
  - upnp-policy-statistics
- oam-pm
- open-flow
- port
  - atm
    - cp
    - ilmi
    - interface-connection
    - pvc
    - pvp
    - pvt
  - ethernet
    - dampening
    - efm-oam
      - events
    - hw-agg-shaper-sched
    - port-queues
    - port-scheduler
    - vport
- pw-port
- python
  - python-policy
```

clear python python-script

```
  - python-script
- qos
  - arbiter-stats
    - card
    - customer
    - port
    - sap
    - subscriber
  - scheduler-stats
    - customer
    - port
    - sap
    - subscriber
- radius
- reassembly-statistics
- redundancy
  - multi-chassis
    - mc-endpoint
    - mc-lag
    - mc-ring
      - debounce
      - ring-nodes
      - statistics
        - global
        - peer
        - ring
        - ring-node
    - sync-database
    - wpp
- router
  - arp
  - authentication
    - statistics
  - autoconfigure
    - dhcp-client
    - dhcp6-client
    - router-advertisement
      - statistics
  - bfd
    - seamless-bfd
      - session
      - statistics
    - session
    - statistics
  - bgp
    - damping
    - flap-statistics
    - neighbor
    - protocol
    - traffic-statistics
  - bier
    - database
    - statistics
  - bmp
    - station
  - dhcp
    - local-dhcp-server
      - declined-addresses
      - failover-pool-stats
      - leases
      - pool-ext-stats
      - server-stats
      - sticky-leases
      - subnet-ext-stats
```

clear router dhcp statistics

```
- statistics
- dhcp6
  - local-dhcp-server
    - failover-pool-stats
    - leases
    - pool-ext-stats
    - pool-threshold-stats
    - prefix-ext-stats
    - prefix-threshold-stats
    - server-stats
  - statistics
- forwarding-table
- gmp1s
  - peer
- grt-lookup
- gtp
  - peer
  - uplink
    - mgw-address-cache
- icmp
- icmp-redirect-route
- icmp6
- icmp6-redirect-route
- igmp
  - database
  - mcast-reporting-statistics
  - statistics
  - version
- interface
- isis
  - adjacency
  - database
  - export
  - overload
  - sid-egress-stats
  - sid-ingress-stats
  - spf-log
  - statistics
- l2tp
  - group
    - statistics
    - tunnel
      - tunnel-selection-blacklist
    - tunnel-selection-blacklist
  - peer
    - statistics
    - tunnel-selection-blacklist
  - session
  - statistics
  - tunnel
    - statistics
    - tunnel-selection-blacklist
  - tunnel-selection-blacklist
- ldp
  - fec-egress-statistics
  - instance
  - interface
  - peer
  - resource-failures
  - session
  - statistics
  - targeted-auto-rx
- lmp
  - peer
```

clear router lmp peer control-channel

```
    - control-channel
    - te-link
- mcac
  - statistics
- mld
  - database
  - statistics
  - version
- mpls
  - forwarding-policies
    - binding-label
    - forwarding-policy
  - interface
  - lsp
    - auto-lsp
      - rsvp-te
      - sr-te
    - lsp-self-ping
    - rsvp-te
    - sr-te
  - lsp-autobandwidth
  - lsp-egress-stats
  - lsp-history
  - lsp-ingress-stats
  - lsp-self-ping
  - sr-te-lsp-egress-stats
- msdp
  - cache
  - statistics
- neighbor
- origin-validation
- ospf
  - database
  - export
  - neighbor
  - overload
  - sid-egress-stats
  - sid-ingress-stats
  - statistics
- ospf3
  - database
  - export
  - neighbor
  - overload
  - sid-egress-stats
  - sid-ingress-stats
  - statistics
- pcep
  - pcc
    - peer
- pcp-server
- pim
  - database
  - neighbor
  - s-pmsi
  - statistics
- radius-proxy-server
- rib-api
  - label
  - tunnel
- rip
  - database
  - export
  - statistics
```

clear router ripng

```
- ripng
  - database
  - export
  - statistics
- router-advertisement
- rsvp
  - interface
  - statistics
- segment-routing
  - sr-policies
    - egress-statistics
    - ingress-statistics
- srrp
  - interface
  - statistics
- vrrp
  - interface
  - statistics
- wlan-gw
  - isa-subnets
  - mgw-address-cache
  - mobile-gateway
- wpp
  - hosts-logging-out
  - statistics
- saa
- screen
- service
  - dynamic-services
  - data-trigger
- id
  - arp
  - arp-host
  - authentication
    - statistics
  - bmp
    - station
  - dhcp
    - lease-state
    - statistics
  - dhcp6
    - lease-state
    - statistics
  - dynamic-services
    - capture-sap
  - evpn
  - fdb
  - gsmp
    - statistics
  - host-tracking
  - igmp-snooping
    - port-db
    - querier
    - statistics
  - ipoe
    - session
  - managed-hosts
  - mesh-sdp
  - mfib
    - statistics
  - mld-snooping
    - port-db
    - querier
    - statistics
```


clear service id msap

```
- msap
- msap-policy
- neighbor
- pim-snooping
  - database
  - neighbor
  - statistics
- ppp
  - session
  - statistics
- pppoe
  - statistics
- proxy-arp
  - duplicate
  - dynamic
- proxy-nd
  - duplicate
  - dynamic
- ptp
  - peer
- sap
  - queue-depth
- site
- slaac
  - host
- spb
  - adjacency
  - database
  - spf-log
  - statistics
- spoke-sdp
- stp
  - detected-protocols
- subscriber-hosts
  - statistics
- statistics
  - dynamic-services
  - id
    - cem
    - counters
    - l2pt
    - mesh-sdp
    - mrp
    - pip
    - sap
    - spoke-sdp
    - stp
  - sap
  - sdp
  - subscriber
  - vsd
- sfm
- subscriber-mgmt
  - accu-stats
  - ancp
  - authentication
    - coa-statistics
  - diameter-application-policy
  - diameter-session
    - ccrt-replay
  - errors
  - gtp
  - host-lockout-policy
  - host-tracking
```

clear subscri-mgmt host-tracking subscriber

```

- subscriber
- idle-only-msap
- interface-statistics
- isa-filter
  - ipv4
  - ipv6
- isa-service-chaining
- msap-policy
- peakvalue-stats
- pfc-association
- pfc-session
- radius-accounting
- sap-template
- statistics
- svlan-statistics
- system-statistics
- vrgw
  - brg
    - gateway
  - wlan-gw
- system
  - management-interface
    - remote-management
      - manager
      - statistics
  - ptp
    - inactive-peers
    - peer
    - port
      - neighbor
        - ptsf-unusable
      - statistics
    - statistics
  - satellite
    - eth-sat
      - sync-if-timing
    - tdm-sat
      - sync-if-timing
  - script-control
    - script-policy
      - completed
  - statistics
    - xmpp
  - sync-if-timing
- tacplus
- test-oam
  - oam-perf
  - twamp
    - server
- video
  - id
    - session
  - statistics
    - id
      - adi-session
      - channel
      - interface
      - session
    - isa
- vrrp
  - statistics
- wlan-gw
  - isa
    - wlan-gw-group
```

clear xiom

- **xiom**

3.2 monitor Commands

```
- monitor
  - card
  - cpm-filter
    - ip
    - ipv6
    - mac
  - eth-cfm
    - statistics
  - filter
    - ip
    - ipv6
    - mac
  - lag
  - management-access-filter
    - ip
    - ipv6
    - mac
  - oam-pm
    - session
      - dm
      - dmm
      - lmm
      - slm
      - twamp-light
  - port
  - port
    - atm
      - aal-5
      - cp
      - ilmi
      - interface-connection
      - pvc
        - aal-5
        - oam
      - pvp
        - oam
      - pvt
    - hw-agg-shaper-sched
    - port-scheduler
    - queue-group
    - vport
  - qos
    - arbiter-stats
      - card
      - customer
      - port
      - sap
      - subscriber
    - port
    - scheduler-stats
      - customer
      - port
      - sap
      - subscriber
  - router
    - bgp
      - neighbor
      - traffic-statistics
    - isis
```

monitor router isis statistics

```
- statistics
- ldp
  - fec-egress-stats
  - session
  - statistics
- mpls
  - forwarding-policies
    - binding-label
    - forwarding-policy
  - interface
  - lsp-egress-stats
  - lsp-ingress-stats
  - sr-te-lsp-egress-stats
  - tp-lsp-egress-stats
  - tp-lsp-ingress-stats
- ospf
  - interface
  - neighbor
  - virtual-link
  - virtual-neighbor
- ospf3
  - interface
  - neighbor
  - virtual-link
  - virtual-neighbor
- pim
  - group
- rib-api
  - label
  - tunnel
- rip
  - neighbor
- ripng
  - neighbor
- rsvp
  - interface
- segment-routing
  - sr-policies
    - egress-statistics
    - ingress-statistics
- vrrp
  - instance
- service
  - id
    - sap
    - sdp
  - subscriber
- test-oam
  - oam-perf
```

3.3 show Commands

```
- show
  - aaa
    - acct-on-off-group
    - diameter-node
    - diameter-peer-policy
    - isa-radius-policy
    - l2tp-accounting-policy
    - radius-configuration
    - radius-script-policy
    - radius-server-policy
    - route-downloader
    - wpp
  - alias
  - application-assurance
    - aarp
    - cflowd
      - comprehensive
      - pgw-edr
      - rtp-performance-audio
      - rtp-performance-video
      - rtp-performance-voice
      - tcp-performance
      - volume
    - flow-attribute
  - group
    - aa-interface
    - aa-sub
      - app-group
      - application
      - charging-group
      - count
      - policers
      - protocol
      - summary
      - usage-monitor
        - app-group
        - application
        - charging-group
        - count
        - status
    - aa-sub-list
    - aa-sub-study
      - application
      - protocol
    - app-group
    - application
    - certificate-profile
    - cflowd
      - collector
      - direct-export
        - collector
        - isa-collector
      - status
    - dns-ip-cache
    - event-log
    - flow-attribute
    - gtp
    - http-enrich
      - detail
```

show app-assure group http-enrich field

```
    - field
      - summary
    - http-error-redirect
    - http-notification
    - http-redirect
    - ip-identification-assist
    - partition
    - policer
    - policy
      - admin
      - app-filter
      - app-group
      - app-profile
      - app-qos-policy
      - app-service-option
      - application
      - charging-filter
      - charging-group
      - custom-protocol
      - summary
    - protocol
    - sctp-filter
    - session-filter
    - status
    - tcp-optimizer
    - tcp-validate
    - traffic-type
    - transit-ip-policy
    - transit-prefix-policy
    - url-filter
    - url-list
  - http-enrich
    - field
    - fields
  - http-error-redirect
    - error-codes
    - template
  - http-notification
    - template
  - http-redirect
    - error-codes
    - template
  - protocol
  - radius-accounting-policy
  - threshold-crossing-alert
  - version
  - web-service
    - category-set-id
- aps
- bmp
  - station
- bof
- boot-messages
- call-trace
  - files
  - ipoe
    - session
    - trace
  - ppp
    - session
- status
- trace
- trace-profile
- wlan-gw
```

show call-trace wlan-gw ue

```

- ue
- card
  - virtual
    - cpu-scheduling
    - fp
- certificate
  - auto-cert-update
  - ca-profile
  - est-profile
  - ocsd-cache
  - statistics
- cflowd
  - collector
  - interface
  - l2-services
  - status
- chassis
  - power-management
    - requirements
    - utilization
  - power-shelf
    - power-module
- connection-profile
- connection-profile-vlan
- datapath
- debug
- elmi
  - evc
  - uni
- esa
- esa-vm
- eth-cfm
  - association
  - cfm-stack-table
  - collect-lmm-fc-stats
  - collect-lmm-stats
  - default-domain
  - domain
  - lbn-svc-act-responder
  - learned-remote-mac
  - local-tx-pdu
  - mep
  - mip
  - mip-instantiation
    - sap
    - sdp
  - statistics
  - system-config
  - system-info
- eth-ring
- eth-tunnel
- filter
  - dhcp
  - dhcp6
  - gre-tunnel-template
  - ip
  - ip-exception
  - ipv6
  - ipv6-exception
  - log
  - mac
  - match-list
    - ip-prefix-list
    - ipv6-prefix-list
```


show filter match-list port-list

```
    - port-list
    - protocol-list
  - md-auto-id
  - redirect-policy
  - redirect-policy-binding
  - system-filter
- fwd-path-ext
- gmpls-tun-grp
  - member
- group-encryption
  - encryption-keygroup
  - summary
- hs-pools
- interface-group-handler
- ip
  - tunnel
- ipsec
  - cert-profile
  - certificate
  - client-db
  - gateway
  - ike-policy
  - ike-transform
  - ipsec-transport-mode-profile
  - lockout
  - multi-chassis-shunt-interface
    - router
    - service
  - multi-chassis-shunting-profile
    - router
    - service
  - radius-accounting-policy
  - radius-authentication-policy
  - security-policy
    - router
    - service
  - service
  - static-sa
  - transform
  - trust-anchor-profile
  - ts-list
  - tunnel
  - tunnel-template
- isa
  - application-assurance-group
  - lns-group
  - nat-group
  - nat-system-resources
  - statistics
    - ip-tunnel-stats
      - number-of-tunnels
      - throughput
      - traffic-forward
    - ipsec-stats
      - ike-exchange-failure-rate
      - ikev2-msg-drop
      - number-of-tunnels
      - throughput
      - traffic-forward
      - tunnel-setup-rate
    - tunnel-isa
      - cpu-usage
      - memory-allocation-failure-rate
  - tunnel-group
```

show isa tunnel-member-pool

```
- tunnel-member-pool
- video-group
- wlan-gw-group
- lag
  - associations
  - bfd
  - egress-rate-distribution
  - eth-cfm
  - flow-distribution
  - lacp-partner
  - link-map-profile
  - per-link-hash
  - port-scheduler
- li
  - filter
    - li-ip
    - li-ipv6
    - li-mac
  - li-source
  - log
    - log-id
  - mirror-dest
  - status
  - x-interfaces
    - connections
    - statistics
      - x1
      - x2
      - x3
    - summary
- licensing
- log
  - accounting-policy
  - accounting-records
  - applications
  - cli
    - all-subscriptions
  - event-control
  - event-handling
    - handler
    - information
    - scripts
  - event-parameters
  - file-id
  - filter-id
  - log-collector
  - log-id
  - snmp-trap-group
  - syslog
- macsec
  - connectivity-association
  - mka-session
- mcast-management
  - bandwidth-policy
  - channel
  - chassis
  - fp
  - mcast-reporting-dest
  - multicast-info-policy
- mda
- megapools
- mirror
- multilink-bundle
  - ima
```

show ml-bundle ima atm

```
    - atm
      - connections
      - port-connection
      - pvc
      - pvp
      - pvt
  - mlfr
    - frame-relay
  - ppp
  - relations
- oam-pm
  - bin-group
  - bin-group-using
  - session
  - sessions
  - statistics
    - session
      - dm
        - meas-interval
      - dmm
        - meas-interval
      - lmm
        - meas-interval
      - slm
        - meas-interval
      - twamp-light
        - meas-interval
  - streaming
    - delay-template
    - delay-template-using
  - tests
- open-flow
  - of-switch
- ospf
  - neighbor
- ospf3
  - neighbor
- pcap
- pcm
- peq
- pools
- port
- port
  - atm
    - connections
    - cp
    - ilmi
    - interface-connection
    - pvc
    - pvp
    - pvt
  - cisco-hdlc
  - dist-cpu-protection
  - ethernet
    - efm-oam
      - event-logs
    - eth-cfm
    - lldp
  - frame-relay
  - hs-secondary-shaper
  - hw-agg-shaper-sched
  - ima-link
  - port-queues
  - port-scheduler
```

show port ppp

```
- ppp
- pxc
- queue-group
- vport
- port-policy
- port-tree
- port-xc
- pw-port
- pw-port
- python
  - interpreter
  - python-policy
  - python-script
- qos
  - adv-config-policy
  - agg-rate
    - customer
    - port
    - sap
    - subscriber
  - arbiter-stats
    - card
    - customer
    - port
    - sap
    - subscriber
  - atm-td-profile
  - bcg
  - dscp-table
  - fp-resource-policy
  - hs-attachment-policy
  - hs-pool-policy
  - hs-port-pool-policy
  - hs-scheduler-hierarchy
  - hs-scheduler-policy
  - hw-agg-shaper-scheduler-policy
  - lag
  - match-list
    - ip-prefix-list
    - ipv6-prefix-list
    - port-list
  - mc-fr-profile-egress
  - mc-fr-profile-ingress
  - md-auto-id
  - mlppp-profile-egress
  - mlppp-profile-ingress
  - network
  - network-queue
  - policer
    - card
    - port
    - sap
    - subscriber
  - policer-control-policy
  - policer-hierarchy
    - card
    - customer
    - port
    - sap
    - subscriber
  - port-scheduler-policy
  - post-policer-mapping
  - queue
  - queue-depth-violations
```

show qos queue-group

- queue-group
- queue-group-redirect-list
- sap-egress
- sap-ingress
- scheduler-hierarchy
 - customer
 - port
 - sap
 - subscriber
- scheduler-name
- scheduler-policy
- scheduler-stats
 - customer
 - port
 - sap
 - subscriber
- shared-queue
- slope-policy
- vport
- radius
- redundancy
 - bgp-evpn-multi-homing
 - bgp-multi-homing
 - mgmt-ethernet
 - multi-chassis
 - all
 - ipsec-domain
 - mc-endpoint
 - mc-ipsec
 - mc-ipsec
 - mc-lag
 - mc-ring
 - omcr
 - all
 - sync
 - wpp
 - synchronization
- router
 - aggregate
 - arp
 - authentication
 - statistics
 - autoconfigure
 - dhcp-client
 - dhcp6-client
 - router-advertisement
 - bfd
 - bfd-template
 - interface
 - resources
 - seamless-bfd
 - session
 - session
 - session
 - bgp
 - auth-keychain
 - convergence
 - damping
 - group
 - inter-as-label
 - neighbor
 - next-hop
 - optimal-route-reflection
 - bgp-nh-info

show router bgp paths

```
- paths
- policy-test
- prefix-label
- routes
  - aspath-regex
  - bgp-ls
    - ipv4-prefix
    - ipv6-prefix
    - link
    - node
  - brief
  - community
  - detail
  - evpn
    - auto-disc
    - eth-seg
    - incl-mcast
    - ip-prefix
    - ipv6-prefix
    - mac
    - mcast-join-synch
    - mcast-leave-synch
    - smet
    - spmsi-ad
  - flow-ipv4
  - flow-ipv6
  - flow-vpn-ipv4
  - flow-vpn-ipv6
  - hunt
  - ipv4
  - ipv6
  - l2-vpn
  - label-ipv4
  - label-ipv6
  - longer
  - mcast-ipv4
  - mcast-ipv6
  - mcast-vpn-ipv4
  - mcast-vpn-ipv6
  - mdt-safi
  - ms-pw
  - mvpn-ipv4
  - mvpn-ipv6
  - route-target
  - sr-policy-ipv4
  - sr-policy-ipv6
  - vpn-ipv4
  - vpn-ipv6
- sr-label
- summary
- traffic-statistics
- bier
  - database
  - forwarding
  - inband-tunnel
  - routing
  - statistics
  - status
  - template
  - tunnel
- bmp
  - station
- dhcp
  - local-dhcp-server
```

show router dhcp local-dhcp-server associations

```
    - associations
    - declined-addresses
    - failover-pool-stats
    - failover-server-stats
    - free-addresses
    - leases
    - pool-ext-stats
    - server-stats
    - sticky-leases
    - subnet-ext-stats
    - subnet-stats
    - summary
  - servers
  - statistics
  - summary
- dhcp6
  - local-dhcp-server
    - associations
    - failover-pool-stats
    - failover-server-stats
    - interface-id-mapping
    - leases
    - pool-ext-stats
    - pool-stats
    - pool-threshold-stats
    - prefix-ext-stats
    - prefix-stats
    - prefix-threshold-stats
    - server-stats
    - summary
  - servers
  - statistics
  - summary
- dns
- ecmp
- fib
- fib-telemetry
- firewall
  - domain
  - summary
- flexible-algorithm-definitions
- fp-tunnel-table
- gmpls
  - lsp
  - path
  - peer
  - session
  - status
- gtm
- gtp
  - peer
  - s11
    - peer-profile-map
  - uplink
    - mgw-address-cache
    - mgw-address-cache
    - peer-profile-map
- icmp
  - interface
- icmp6
  - interface
- if-attribute
  - admin-group
  - srlg-group
```

show router igmp

```
- igmp
  - group
  - group-interface
  - hosts
  - interface
  - mcast-reporting-statistics
  - ssm-translate
  - static
  - statistics
    - group-interface
    - host
  - status
  - tunnel-interface
- interface
  - ipsec
- isa-service-chaining
- isis
  - adjacency
  - bier-info
  - capabilities
  - database
  - flex-algo
  - hostname
  - interface
  - lfa-coverage
  - link-group-member-status
  - link-group-status
  - mapping-server
  - prefix-sids
  - routes
  - segment-routing-v6
    - end-sid
    - locator
    - micro-segment-locator
    - status
    - un-sid
  - sid-stats
  - spf-log
  - sr-adj-sets
  - sr-lfa-coverage
  - statistics
  - status
  - summary-address
  - topology
- l2tp
  - eth-tunnel
  - group
  - mlpp
    - bundles
  - peer
  - peer
  - session
  - statistics
  - tunnel
  - vas-tunnel
- ldp
  - bindings
    - active
      - detail
      - egress-if
      - egress-lsp
      - egress-nh
      - ipv4
      - ipv6
```


show router ldp bindings active p2mp

```
    - p2mp
    - prefixes
    - summary
  - detail
  - ipv4
  - ipv6
  - label-type
  - p2mp
    - stitching
      - summary
    - prefixes
    - services
    - session
    - summary
  - discovery
  - fec-egress-stats
  - fec-originate
  - interface
  - lsp-bfd
  - parameters
  - session
  - session-parameters
  - statistics
  - statistics-summary
  - status
  - targ-peer
  - targ-peer-template
  - targ-peer-template-map
  - tcp-session-parameters
- lmp
  - peer
    - control-channel
  - te-link
    - data-bearer
- macsec
- mcac
  - if-policy
  - policy
  - statistics
- mld
  - group
  - group-interface
  - hosts
  - interface
  - ipsec-interface
  - ssm-translate
  - static
  - statistics
    - group-interface
    - host
  - status
- mpls
  - bypass-tunnel
  - class-forwarding-policy
  - forwarding-policies
    - binding-label
    - endpoint
    - forwarding-policy
    - status
  - ingress-stats-template
  - interface
  - lsp
  - lsp-egress-stats
  - lsp-ingress-stats
```

show router mpls lsp-self-ping

```
- lsp-self-ping
- lsp-template
- mpls-tp
  - lsp-egress-stats
  - lsp-ingress-stats
  - oam-template
  - protection-template
  - status
  - transit-path
- p2mp-info
- p2mp-lsp
- path
- sr-te-lsp
- srlg-database
- static-lsp
- statistics-summary
- status
- tp-lsp
- mpls-labels
  - label
  - label-range
  - summary
- msdp
  - group
  - peer
  - source
  - source-active
  - source-active-rejected
  - statistics
  - status
- mvpn
- mvpn-extranet
- mvpn-list
- nat
  - inside
  - l2-aware-blocks
  - lsn-blocks
  - pool
    - histogram
      - extended-port-blocks-per-ip
      - port-blocks
      - ports
    - statistics
  - subscriber-identification
  - summary
- neighbor
- network-domains
- origin-validation
  - database
  - rpki-session
- ospf
  - area
  - bier-info
  - capabilities
  - database
  - flex-algo
  - hostname
  - interface
  - lfa-coverage
  - mapping-server
  - neighbor
  - opaque-database
  - prefix-sids
  - range
```

show router ospf routes

```
- routes
- sham-link
- sham-link-neighbor
- sid-stats
- spf
- sr-adj-sets
- sr-lfa-coverage
- statistics
- status
- virtual-link
- virtual-neighbor
- ospf3
  - area
  - capabilities
  - database
  - hostname
  - interface
  - lfa-coverage
  - neighbor
  - prefix-sids
  - range
  - routes
  - sid-stats
  - spf
  - sr-lfa-coverage
  - statistics
  - status
  - virtual-link
  - virtual-neighbor
- p2mp-sr-tree
  - database
    - p2mp-policy
    - replication-segment
  - label
  - next-hop-id
  - p2mp-policy
    - p2mp-candidate-path
  - replication-segment
    - next-hop-id
  - statistics
  - status
  - tunnel
- pbr-steering
- pcep
  - pcc
    - detail
    - lsp-db
    - p2mp-sr
    - path-request
    - pce-associations
      - diversity
      - policy
    - peer
    - status
- pcp-server
- pim
  - anycast
  - crp
  - extranet-interface
  - group
  - interface
  - mc-ecmp-balance
  - neighbor
  - rp
```

show router pim rp-hash

```
    - rp-hash
    - s-pmsi
    - statistics
    - status
    - tunnel-interface
- policy
- policy-edits
- radius-proxy-server
- radius-server
- rib-api
  - label
  - route
  - status
  - tunnel
- rip
  - database
  - group
  - neighbor
  - peer
  - statistics
- ripng
  - database
  - group
  - neighbor
  - peer
  - statistics
- route-next-hop-policy
  - template
- route-table
- rsvp
  - interface
  - neighbor
  - session
  - statistics
  - status
- rtr-advertisement
- segment-routing
  - sr-mpls
    - prefix-sids
  - sr-policies
    - all
    - bgp
    - egress-statistics
    - ingress-statistics
    - static
    - static-policy
    - summary
- segment-routing-v6
  - base-routing-instance
  - local-sid
  - locator
  - micro-segment-local-sid
  - micro-segment-locator
  - summary
- sgt-qos
  - application
  - dscp-map
- static-arp
- static-route
- status
- tunnel-interface
- tunnel-table
- twamp-light
- vrf-export-test
```

show router vrrp

```
- vrrp
  - instance
  - statistics
- wlan-gw
  - isa-subnets
  - tunnel-qos
  - tunnels
- wpp
- saa
- service
  - aa-sub-using
  - active-subscribers
    - ale-adjust
    - credit-control
    - filter
    - hierarchy
      - radius-acct
    - host-tracking
      - groups
    - igmp
    - mld
    - pcc-rule
    - sub-mcac
    - subscriber
  - bonding
  - customer
  - dynamic-services
    - data-triggers
    - dynamic-services-policy
    - root-objects
    - saps
    - script
      - snippets
      - statistics
    - summary
  - egress-label
  - endpoint-using
  - evpn-mpls
  - fdb-info
  - fdb-mac
  - id
    - all
    - all
    - all
    - all
    - all
    - arp
    - arp-host
    - authentication
      - statistics
    - base
    - bgp
    - bgp-ad
    - bgp-evpn
      - isid-route-target
      - segment-routing-v6
    - bgp-ipvpn
      - mpls
      - segment-routing-v6
    - bgp-vpls
    - bgp-vpws
    - bmp
      - station
  - dhcp
```

show service id dhcp lease-state

```
    - lease-state
    - statistics
    - summary
- dhcp6
  - lease-state
  - statistics
  - summary
- dynamic-services
  - capture-sap
- endpoint
- epipe
- es-pbr
- ethernet-segment
- etree
- evpn-mcast-gateway
- evpn-mpls
- fdb
- gsmp
  - neighbors
  - sessions
- host
- host-connectivity-verify
  - statistics
  - summary
- host-tracking
  - groups
  - saps
- i-vpls
- igmp-snooping
  - all
  - base
  - evpn-proxy-db
  - mrouters
  - mvr
  - port-db
  - proxy-db
  - querier
  - static
  - statistics
- interface
- ipoe
  - session
  - summary
- isid-policy
- l2-route-table
- l2pt
- labels
- log
  - filter-id
  - log-id
  - snmp-trap-group
  - syslog
- mac-move
- mac-notification
- mac-protect
- macsec
- managed-hosts
- mfib
- mld-snooping
  - all
  - base
  - evpn-proxy-db
  - mrouters
  - mvr
```

show service id mld-snooping port-db

```
    - port-db
    - proxy-db
    - querier
    - static
    - statistics
- mrrp
- mrp
- msap
- mstp-configuration
- mvrp
- pbr-steering
- pim-snooping
  - group
  - neighbor
  - port
  - statistics
  - status
- ppp
- ppp
  - session
  - statistics
  - summary
- pppoe
  - session
  - statistics
  - summary
- provider-tunnel
- provider-tunnel
- proxy-arp
- proxy-arp
- proxy-nd
- proxy-nd
- ptp
  - peer
  - peers
  - unicast
- retailers
- sap
- sdp
- sdp
- segment-routing-v6
  - micro
- site
- slaac
  - host
  - summary
- source-address
- spb
  - adjacency
  - base
  - database
  - fate-sharing
  - fdb
  - fid
  - hostname
  - interface
  - mfib
  - routes
  - spf
  - spf-log
  - statistics
  - status
- split-horizon-group
- spoke-sdp-fec
```

show service id static-host

```
- static-host
- stp
- subscriber-hosts
- twamp-light
- vccv-bfd
- virtual-subnet
- vpls-group
- vxlan
- wholesalers
- ingress-label
- ingress-label
- ingress-label
- ingress-label
- ip-transport-using
- ipfix
  - ipfix-export-policy
- isid-using
- isid-using
- l2-route-table
- mac-list
- md-auto-id
- mrp-policy
- nat
  - deterministic-script
  - firewall-hosts
  - firewall-neighbors
  - firewall-policy
  - l2-aware-hosts
  - l2-aware-subscribers
  - lsn-subscribers
  - map
    - frag-stats
    - map-domain
  - nat-classifier
  - nat-policy
  - nat-prefix-list
  - overview
  - pcp-server-policy
  - port-forwarding-entries
    - classic-lsn-sub
    - dslite-lsn-sub
    - l2-aware-sub
    - nat64-lsn-sub
  - statistics
  - syslog
    - syslog-export-policy
  - up-nat-policy
- oper-group
- pbb
- ppp
  - summary
- provider-tunnel-using
- proxy-arp-nd
- pw-routing
- pw-sap-using
- pw-template
- pw-template-using
- sai-type2-using
- sap-using
- sap-using
- sap-using
  - aarp
    - aarp
- app-profile
```


show service sap-using app-profile sap-using app-profile

```
    - app-profile
  - authentication-policy
  - encap-type
  - eth-cfm
    - collect-lmm-stats
    - facility
    - squelch-ingress-levels
  - eth-ring
  - eth-tunnel
  - ethernet-segment
  - interface
  - mc-ring
  - transit-policy
    - transit-policy
- sdp
- sdp
- sdp
- sdp
- sdp-group
- sdp-group-using
- sdp-using
  - eth-cfm
    - collect-lmm-stats
    - squelch-ingress-levels
  - ethernet-segment
- segment-routing-v6
- service-name-using
- service-using
- site-using
- spoke-sdp-fec-using
- sub-services
- subscriber-using
- system
  - bgp-auto-rd
  - bgp-evpn
    - ethernet-segment
  - bgp-route-distinguisher
  - fdb-usage
  - gre-eth-bridged
  - pw-port-list
  - vxlan
- taii-type2-using
- template
  - epipe-sap-template
  - vpls-sap-template
  - vpls-sap-template-using
  - vpls-template
  - vpls-template-using
- upnp
  - upnp-policy
- vccv-bfd
- vsd
  - domain
  - root-objects
  - script
    - snippets
    - statistics
  - summary
- vxlan
- vxlan-instance-using
- sflow
- sfm
  - icport
```

show snmp

```
- snmp
  - counters
  - streaming
    - counters
- srrp
- subscriber-mgmt
  - accu-stats
  - accu-stats-policy
  - accu-stats-subscribers
  - ancp-policy
  - ancp-policy
  - ancp-string
  - authentication
  - authentication-origin
  - bgp-peering-policy
  - category-map
  - credit-control-policy
  - diameter-application-policy
  - diameter-session
    - ccrt-replay
- errors
  - mac
  - sap
  - sdp
  - unknown-origin
- explicit-subscriber-map
- gtp
  - peer-profile
  - s11
    - session
  - statistics
  - summary
  - uplink
    - session
- host-lockout-policy
- host-tracking-policy
- http-redirect-policy
- igmp-policy
- interface-statistics
- ipoe-session-policy
- isa-filter
- isa-policer
- isa-service-chaining
  - mappings
  - vas-filter
- local-user-db
- mld-policy
- msap-policy
- pcc-rule
- pfc
  - association
  - peer
  - session
  - statistics
  - summary
  - up-resiliency
    - fate-sharing-group
    - health
- pim-policy
- ppp-policy
- ppp-policy
- pppoe-client-policy
- radius-accounting-policy
- rip-policy
```

show subscr-mgmt router-advertisement-policy

```
- router-advertisement-policy
- shcv-policy
- sla-profile
- statistics
- status
  - system
- steering-profile
- sub-ident-policy
- sub-mcac-policy
- sub-profile
- svlan-statistics
- vrgw
  - brg
    - brg-hosts
    - brg-profile
    - gateway
      - bindings
      - ds-lite-b4
      - host
      - hosts
      - public-static-devices
      - standby-ip-addresses
    - gateways
    - pppoe-client
  - lanext
    - bd
- wlan-gw
  - gtp-statistics
  - ssid
  - statistics
  - tunnels
    - query-results
  - ue
    - query-results
- system
  - alarm-contact-input
  - alarms
  - bluetooth
    - device
    - module
  - candidate
  - connections
  - cpu
  - cpu
  - cron
    - schedule
  - dhcp6
  - ethernet
    - efm-oam
  - file-transmission-profile
  - grpc
  - grpc-tunnel
    - tunnel
  - information
  - ip
  - l2tp
  - license
  - license-statistics
    - 24-hours
    - peak
    - week
  - lldp
  - lldp
  - load-balancing-alg
```

show system management-interface

```
- management-interface
  - commit-history
  - configuration-sessions
  - datastore-locks
  - remote-management
- memory-pools
- netconf
- ntp
- port-topology
- ptp
  - peer
  - peers
  - port
  - standby
  - statistics
  - unicast
- rollback
- satellite
  - eth-sat
    - local-forward
    - port-map
    - sync-if-timing
  - local-forward
  - tdm-sat
    - port-map
    - sync-if-timing
- script-control
  - script
  - script-policy
- security
  - access-group
  - access-group
  - authentication
  - cli-session-group
  - cpm-filter
    - ip-filter
    - ipv6-filter
    - mac-filter
  - cpm-queue
  - cpu-protection
    - eth-cfm-monitoring
    - excessive-sources
    - policy
    - protocol-protection
    - violators
  - dist-cpu-protection
    - policy
  - dot1x
  - hash-control
    - custom-hash
  - keychain
  - management
  - management-access-filter
    - ip-filter
    - ipv6-filter
    - mac-filter
  - password-options
  - password-options
  - per-peer-queuing
  - per-peer-queuing
  - profile
  - profile
  - snmp
    - community
```

show system security snmp src-access-list

```
    - src-access-list
    - source-address
    - ssh
    - tls
      - cert-profile
      - client-tls-profile
      - server-tls-profile
      - trust-anchor-profile
    - user
    - view
  - snmp
  - software-repository
  - switch-fabric
  - sync-if-timing
  - telemetry
    - grpc
      - subscription
    - persistent
      - subscription
    - sensor-group
  - thresholds
  - time
  - vsd
  - xmpp
    - server
    - vsd
- test-oam
  - build-packet
    - packet
  - icmp
    - ping-template
    - ping-template-using
  - ldp-treetrace
  - link-measurement
    - interface
    - interfaces
    - measurement-template
    - measurement-template-using
  - lsp-bfd
  - oam-config-summary
  - oam-perf
  - twamp
    - client
    - server
    - twamp-light
      - reflectors
      - source-udp-port-pools
- time
- uptime
- users
- version
- video
  - adi
    - channel
    - session
    - splice-status
  - channel
  - interface
  - rtp-session
- vrrp
  - policy
- xiom
```

3.4 tools Commands

```
- tools
  - auto-boot
  - dump
  - aaa
    - radius-acct-terminate-cause
    - radius-server-policy
  - application-assurance
    - aarp
    - esm-lease-state-no-aa
    - group
    - group
      - aa-anl-list
      - aa-sub
        - app-group
        - application
        - charging-group
        - count
        - summary
        - usage-monitor
      - aa-sub-list
      - aa-sub-search
      - admit-deny-stats
      - cflowd
        - template
      - dns-ip-cache
      - event-log
      - flow-record-search
      - http-host-recorder
      - ip-identification-assist
        - applications
        - cache-contents
        - passive-dns
          - monitor
      - policer
      - port-recorder
      - resources
      - summary
      - tethering
      - traffic-capture
    - resources
    - seen-ip
  - aps
  - auto-boot
  - cflowd
    - cache
    - packet-size
    - top-flows
    - top-protocols
  - debug
    - diameter
      - avp-match-learned-session-id
  - dhcp-rx-stats
  - epipe-map-access-to-egress-port
  - epipe-map-to-network
  - esa
    - port-connectivity
  - eth-cfm
    - debug-packet
    - top-active-meps
```

tools dump eth-ring

```
- eth-ring
- eth-tunnel
- filter
  - cam-utilization
  - overload
  - resources
    - cpm
    - dest-tracking
      - ip
      - ipv6
      - sap
      - sdp
      - vprn-target
    - egress-pbr
    - gre-tunnel-template
    - http-redirect
    - iom
    - ip
    - ipv6
    - mac
    - pattern-match
    - sticky-dest
- frame-relay
- gmpls-tun-grp
- ipsec
  - stats
    - ike-stats
  - transport-mode
    - stats
      - ike-stats
- lag
- ldp-treetrace
- li
  - wlan-gw
  - ue
- log
  - subscriptions
  - subscriptions
- map-to-phy-port
- mcast-path-mgr
- mda
- mpls-resources
- nat
  - deterministic-mapping
  - histogram
  - isa
    - performance
    - resources
  - l2-aware
    - dynamic-blocks
    - extended-blocks
  - sessions
- open-flow
  - of-switch
- ospf-overview
- persistence
  - ancp
  - application-assurance
  - dhcp-server
  - nat-port-forwarding
  - python
  - submgt
  - summary
- pfc
```

tools dump pfcpl stale-session-audit-status

```

- stale-session-audit-status
- port
  - gnss
  - pcs
  - rs-fec
- power-shelf
  - power-module
- ppp
- pppoe
- python
  - python-policy
- qos
  - cam-state
  - match-criteria-overload
- reassembly-resources
- redundancy
  - multi-chassis
    - mc-endpoint
    - mc-endpoint
    - mc-ring
    - srrp-sync-database
    - sync-database
    - sync-database
  - src-bmac-lsb
- resource-usage
  - card
    - fp
    - mda
  - system
- router
  - autoconfigure
    - dhcp-client
    - dhcp6-client
  - bfd
    - lsp-ldp
    - lsp-rsvp
  - bgp
    - routes
  - bier
    - bift
    - birt
  - dhcp
    - group-if-mapping
    - group-if-stats
  - dhcp6
    - group-if-mapping
  - fib
  - gmpls
    - lsp
    - path
    - peer
    - port
    - psb
    - status
    - te-link
  - icmp-stats
  - ipoe-session
    - migration
  - isis
    - rlfa-backup-info
    - sr-adjacencies
    - sr-database
  - ldp
    - fec
```


tools dump router ldp import-pmsi-routes

```

- import-pmsi-routes
- instance
- interface
- lsp-bfd
  - bfd-templates-in-use
- memory-usage
- peer
- session
- sockets
- timers
- lmp
  - peer
    - control-channel
  - te-link
- lsp-bfd
  - local-bfd-discrim
  - remote-bfd-discrim
- mcast-umh-red
- mpls
  - bypass-tunnel
  - forwarding-policies
  - ftn
  - ilm
  - logger-event-bundling
  - lsp-history
  - lspinfo
  - memory-usage
  - te-lspinfo
  - tp-interface
  - tp-tunnel
- mvpn
  - provider-tunnels
- ospf
  - abr
  - area-range
  - asbr
  - bad-packet
  - leaked-routes
  - memory-usage
  - request-list
  - retransmission-list
  - route-summary
  - route-table
  - sham-bad-packet
  - sr-adjacencies
  - sr-database
- ospf3
  - abr
  - area-range
  - asbr
  - bad-packet
  - leaked-routes
  - memory-usage
  - request-list
  - retransmission-list
  - route-summary
  - route-table
  - sr-adjacencies
  - sr-database
- pcep
  - pcc
    - lsp
    - p2mp-sr
- pim
  
```

tools dump router pim iom-failures

```
  - iom-failures
- rib-api
  - label
  - tunnel
- rsvp
  - neighbor
  - psb
  - rsb
  - tcsb
- segment-routing
  - tunnel
- segment-routing-v6
- selective-fib-log
- static-route
- te-database
  - isis
  - ospf
  - ospf3
- web-rd
  - http-client
- satellite
  - eth-sat
  - tdm-sat
- security
  - dist-cpu-protection
  - violators
- service
  - base-stats
  - domain-to-vsd-mapping
    - domain
  - dynamic-services
  - evpn
  - id
    - evpn
    - evpn-mpls
    - fdb
      - card-status
      - mac-status
    - ignore-sap-port-state
  - interface
    - ignore-sap-port-state
  - loopback
  - provider-tunnels
  - spb
    - default-multicast-list
    - fid
  - srv6
  - vxlan
- ignore-sap-port-state
- iom-stats
- l2pt-diags
- loopback
- mc-endpoint
- msap
- ppp
- proxy-arp
- proxy-nd
- system
  - bgp-evpn
  - ethernet-segment
- vpls-fdb-stats
- vpls-mfib-stats
- vpls-pbb-mfib-stats
- vsd-services
```

tools dump service vsd-services command-list

```
    - command-list
- subscriber-mgmt
  - mcs-radius-accounting-stats
  - pcc-rule
    - combinations
  - radius-attr-username
  - vrgw
    - brg
      - gateway
- system
  - congestion-status
  - cpm-http-redirect
    - redirect
    - summary
    - tcp
  - telemetry
    - expand-wildcard-path
    - on-change-paths
  - trim-mode
- test-oam
  - lsp-bfd
    - tail
  - twamp
    - server
      - error-counters
- wlan-gw
  - isa
    - performance
    - resources
  - lanext
    - bd
      - arp-table
      - flood-table
      - mac-table
      - neighbor-table
      - statistics
  - ue
- perform
  - aaa
    - acct-off
    - acct-on
    - route-downloader
      - start
  - application-assurance
    - aarp
    - group
      - aa-sub
      - load-balance
      - tethering
  - aps
    - clear
    - clear-lockout-annexb
    - exercise
    - force
    - lockout
    - lockout-annexb
    - request
  - card
    - power-cycle
  - cflowd
    - manual-export
  - chassis
    - check-bp-eprom
    - link-check
```

tools perform chassis set-role

```
- set-role
- esa
  - fetch-ahs-log
- eth-ring
  - clear
  - force
  - manual
- eth-tunnel
  - aps
    - clear
    - exercise
    - force
    - lockout
    - manual
- filter
  - ip-filter
    - entry
      - activate-primary-action
  - ipv6-filter
    - entry
      - activate-primary-action
  - mac-filter
    - entry
      - activate-primary-action
  - redirect-policy
    - activate-best-dest
- gmpls-tun-grp
  - member
    - port-resource
- ima
  - reset
- ipsec
  - client-db
  - ike-initiate
  - transport-mode
    - ike-initiate
- isa
  - lns-group
- lag
  - clear-force
  - force
  - load-balance
- log
  - subscribe-to
  - test-event
  - unsubscribe-from
- mda
- nat
  - deterministic
    - calculate-maps
  - port-forwarding-action
    - l2-aware
    - lsn
  - recover-l2aw-bypass
- persistence
  - downgrade
- pfc
  - trigger-cpf-session-audit
- port
- power-shelf
  - power-module
- python-policy
- python-script
  - protect
```

tools perform python-script protect python-script protect

```
    - protect
  - reload
    - reload
- redundancy
  - forced-single-sfm-overload
  - issu-post-process
  - mgmt-ethernet
  - multi-chassis
    - mc-ipsec
      - force-switchover
        - domain
        - tunnel-group
      - sync-database-reconcile
- router
  - autoconfigure
    - dhcp-client
    - dhcp6-client
  - bgp
    - next-hop-reprogram
  - dhcp
    - local-dhcp-server
      - failover
        - abort-startup-wait
        - force-partner-down
      - pool
        - create-sticky-lease
        - failover
          - abort-startup-wait
          - force-partner-down
        - send-force-renew
    - dhcp6
      - local-dhcp-server
        - failover
          - abort-startup-wait
          - force-partner-down
      - pool
        - failover
          - abort-startup-wait
          - force-partner-down
- gmpIs
  - clear
  - force
  - lockout
  - manual
  - revert
- isis
  - ldp-sync-exit
  - overload
  - run-manual-spf
- l2tp
  - group
    - drain
    - stop
    - tunnel
      - drain
      - start
      - stop
  - peer
    - drain
  - session
  - tunnel
    - drain
    - stop
- mcac
```

tools perform router mcao recal

```
  - recal
- mpls
  - adjust-autobandwidth
  - cspf
  - force-switch-path
  - manual-switch-path
  - resignal
  - resignal-bypass
  - revert
  - sr-te-cspf
  - switch-path
  - tp-tunnel
    - clear
    - force
    - lockout
    - manual
  - trap-suppress
  - update-path
- ospf
  - ldp-sync-exit
  - overload
  - refresh-lsas
  - run-manual-spf
- ospf3
  - ldp-sync-exit
  - overload
  - refresh-lsas
  - run-manual-spf
- pcp-server
  - set-epoch-value
- pim
  - mc-ecmp-rebalance
- satellite
  - force-uplink-switch
- security
  - authentication-server-check
  - dist-cpu-protection
    - release-hold-down
- service
  - dynamic-services
    - evaluate-script
  - eval-epipe-sap-template
  - eval-pw-template
  - eval-vpls-sap-template
  - eval-vpls-template
- id
  - admin-lock
    - pw
      - sdp
  - endpoint
    - force-switchover
  - eval-epipe-sap-template
  - eval-pw-template
  - eval-vpls-sap-template
  - eval-vpls-template
  - instantiate-data-saps
  - interface
    - ignore-sap-port-state
  - loopback
    - eth
      - sap
      - sdp
    - pw
      - sdp
```

tools perform service id mcaac

```
    - mcaac
    - proxy-arp
      - dynamic-resolve
    - proxy-nd
      - dynamic-resolve
    - spb
      - run-manual-spf
  - pw-routing
    - eval-expired-fec
    - spoke-sdp-fec-release
  - vsd
    - domain
    - evaluate-script
    - fd-domain-sync
- subscriber-mgmt
  - bonding
    - eval-rates
  - coa
  - credit-reset
  - edit-ipoe-session
  - edit-lease-state
  - edit-ppp-session
  - edit-slaac-host
  - eval-fate-sharing-group-template
  - eval-group-interface-template
  - eval-ipoe-session
  - eval-lease-state
  - eval-msap
  - eval-ppp-session
  - eval-sap-template
  - eval-slaac-host
  - forcerenew
  - local-user-db
    - ipoe
      - host-lookup
    - local-dhcp-db
    - ppp
      - authentication
      - host-lookup
      - host-lookup
  - ppp
    - ignore-ipv6cp-terminate-request
  - remap-lease-state
  - vrgw
    - brg
      - pppoe-client
      - restart
- system
  - auto-node-provisioning
    - file
    - ipv4
    - ipv6
  - bluetooth
    - module
  - cpm-http-redirect
    - tcp
      - settings
        - data-retransmissions
        - data-timeout
        - established-timeout
        - fin-ack-retransmissions
        - fin-ack-timeout
        - max-connections
        - max-connections-per-host
```

tools perform system cpm-http-redirect tcp settings max-hosts

```
    - max-hosts
    - syn-ack-retransmissions
    - syn-ack-timeout
- inter-chassis
  - sfm-interco-test
- management-interface
  - configuration-mode
  - snmp
    - change-key
    - generate-key
    - generate-key
- script-control
  - script-policy
  - stop
- set-fabric-speed
- set-trim-mode
- switch-fabric
  - failure-recovery
- xmpp
  - vsd-refresh
  - vsd-refresh
- test-oam
  - icmp
  - ping-template-sync
- wlan-gw
  - clear-ue
  - lanext
    - bd
      - clear-arp
      - clear-mac
      - clear-neighbor
      - clear-statistics
  - redundancy
    - force-switchover
```


4 2 Commands

4.1 24-hours

24-hours

Syntax

24-hours

24-hours application *license-app*

24-hours application *license-app history*

24-hours history

Context

[\[Tree\]](#) (show>system>license-statistics 24-hours)

Full Context

show system license-statistics 24-hours

Description

This command displays application license statistics for the last 24 hours.

Parameters

license-app

Specifies the application license.

Values lns, nat, sub-mgmt, wlan-gw, aa, ipsec

history

Displays additional 24 hour statistics.

Platforms

VSR

5 a Commands

5.1 aa-anl-list

aa-anl-list

Syntax

aa-anl-list [**congested-only**] [**sort-type** { **top-by-subs** | **top-by-rate**}] [**isa** *mda-id*]

aa-anl-list summary

Context

[Tree] (tools>dump>app-assure>group aa-anl-list)

Full Context

tools dump application-assurance group aa-anl-list

Description

This command displays the list of active ANLs detected by AA along with the associated conditions (for example, congestion, measured rate, and number of subscribers).

Parameters

congested-only

Specifies only congested ANLs.

sort-type

Filters by the specified sub-type.

Values **top-by-subs** — Displays the top ANLs sorted by measured ANL bandwidth.

top-by-rate — Displays the top ANLs sorted by those ANLs that have the highest number of subscribers.

mda-id

Specifies the slot and MDA in the format *slot/mda*.

Values *slot*—1 to 10

mda—1 or 2

summary

Displays summary information.

Platforms

7450 ESS, 7750 SR, 7750 SR-e, 7750 SR-s, VSR

Output

The following output displays aa-anl-list information.

Sample Output

```
A:Dut-C# tools dump application-assurance group 120:10 aa-anl-list
=====
Application-Assurance Access Network Location List: Group 120:10, ISA 3/1
=====
Type                Location                Congestion State    Rate (kbps)  Subscribers
-----
AP-MAC+VLAN        23:89:be:c2:64:50+1034  RTT Limits Exceeded  21961        113
AP-MAC+VLAN        83:2d:3d:73:c4:9a+4090  RTT Limits Exceeded  15963        86
AP-MAC+VLAN        f2:ee:cc:47:71:f7+0034  Not Congested        6147         12
=====
```

5.2 aa-interface

aa-interface

Syntax

aa-interface isa *mda-id*

Context

[\[Tree\]](#) (show>app-assure>group aa-interface)

Full Context

show application-assurance group aa-interface

Description

This command displays AA interface information.

Parameters

mda-id

Specifies the MDA ID.

Values

<mda-id>	<slot>/<mda>
slot	[1 to 10] (depending on platform)
mda	[1 to 2]

Platforms

7450 ESS, 7750 SR, 7750 SR-e, 7750 SR-s, VSR

5.3 aa-sub

aa-sub

Syntax

aa-sub esm *sub-ident-string* [**snapshot**]

aa-sub esm-mac *esm-mac-name* [**snapshot**]

aa-sub sap *sap-id*

aa-sub spoke-id *sdp-id:vc-id* [**snapshot**]

aa-sub transit *transit-aasub-name* [**snapshot**]

Context

[\[Tree\]](#) (show>app-assure>group aa-sub)

Full Context

show application-assurance group aa-sub

Description

This command displays per-subscriber statistics.

Parameters

esm *sub-ident-string*

Specifies an existing subscriber identification string.

esm-mac *esm-mac-name*

Specifies an existing subscriber MAC.

sap *sap-id*

Specifies the physical port identifier portion of the SAP definition.

spoke-id *sdp-id:vc-id*

Specifies the spoke SDP ID and VC ID.

Values	1 to 17407
	1 to 4294967295

snapshot

Specifies that the statistics retrieved include the sum of the statistics from the previous collection windows, and the statistics for any closed flows since the last collection window.

transit *transit-aasub-name*

Specifies an existing transit subscriber name string up to 32 characters in length.

Platforms

7450 ESS, 7750 SR, 7750 SR-e, 7750 SR-s, VSR

Output

The following is an example of show output for the **aa-sub** command.

Sample Output

```
*A:Dut-C# show application-assurance group 1 aa-sub spoke-sdp 1:1 snapshot application count
=====
Application-Assurance Subscriber 1:1 (spoke-sdp)
Application Statistics (snapshot)
=====
Application                Disc Octets          Packets          Flows
-----
Unknown                    0% 0                0                0
=====
*A:Dut-C#

show application-assurance group 1 aa-sub {esm <sub-ident-string> | esm-mac <esm-mac-name> |
sap <sap-id> | spoke-sdp <sdp-id:vc-id> } summary
=====
Application-Assurance Subscriber summary (realtime | snapshot)
=====
AA-Subscriber              : <sub-ident-string> or <sap-id> or <sdp-id:vc-id>
ISA assigned                : <Slot/MDA> Unassigned
App-Profile                 : <app-profile-name>
App-Profile divert         : Yes or No
capacity-cost               : 100 // for sap/spoke-sdp & esm aa-sub)
Traffic                     Octets              Packets            Flows
-----
Admitted from subscriber: 0                0                0
Denied from subscriber:  0                0                0
Active flows from subscriber:
Admitted to subscriber:  0                0                0
Denied to subscriber:    0                0                0
Active flows to subscriber:
Total flow duration:      0 seconds
Terminated flows:
Short Duration flows:
Medium Duration flows:
Long Duration flows:

Top App-Groups             Octets              Packets            Flows
-----
<app-group-name>          100000              3000               30
<app-group-name>          90000               3000               30
<app-group-name>          80000               3000               30
-----
Application Service Options (ASO)
-----
Characteristic             Value               Derived from
-----
Server                     Block               default
ServiceBw                  SuperUser           app-profile
Teleworker                  Yes                 override
VideoBoost                  Priority             override
```

```

Total characteristics      : 4
Total derived from aso defaults : 1
Total derived from app-profile : 1
Total derived from overrides  : 2
-----

A:ALA-IPD# show application-assurance group 1 aa-sub {esm <sub-ident-string>
| esm-mac <esm-mac-name> | sap <sap-id> | spoke-sdp <sdp-id:vc-id> | transit
<transit-aasub-name>} summary
=====
Application-Assurance Subscriber summary (realtime | snapshot)
=====
AA-Subscriber      : 1:1 (spoke-sdp)
ISA assigned       : 3/1
App-Profile        : app_prof_D_4
App-Profile divert : Yes
Capacity cost      : 1
-----

Traffic            Octets            Packets            Flows
-----
Admitted from subscriber: 0                0                0
Denied from subscriber: 0                0                0
Active flows from subscriber:
Admitted to subscriber: 0                0                0
Denied to subscriber: 0                0                0
Active flows to subscriber:
Total flow duration: 0 seconds
Terminated flows:
Short Duration flows:
Medium Duration flows:
Long Duration flows:

Top App-Groups      Octets            Packets            Flows
-----
<app-group-name>    100000           3000              30
<app-group-name>    90000            3000              30
<app-group-name>    80000            3000              30
=====

A:ALA-IPD#

A:ALA-IPD# show application-assurance group 1 aa-sub transit <transit-aasub-name>
summary
=====
Application-Assurance Subscriber summary (realtime | snapshot)
=====
AA-Subscriber      : <transit-aasub-name>
App-Profile        : <app-profile-name>

aa-filter          : aa-ip <aa-ip-filter-id> or aa-prefix <aa-prefix-filter-id>
  Parent           : SAP <sap-id> or Spoke-SDP <id> or N/A
  Parent ISA assigned : <Slot/MDA> or <None (fail-to-closed | fail-to-open)> or
Unassigned or N/A
  Parent app-profile : <app-profile-name> or N/A
  Parent divert      : Yes or No or N/A
  Parent capacity-cost : 2000 or N/A

Traffic            Octets            Packets            Flows
-----
Admitted from subscriber: 0                0                0
Denied from subscriber: 0                0                0
Active flows from subscriber:
Admitted to subscriber: 0                0                0
Denied to subscriber: 0                0                0
Active flows to subscriber:

```

```

Total flow duration:      0 seconds
Terminated flows:        0
Short Duration flows:    0
Medium Duration flows:   0
Long Duration flows:     0

Top App-Groups           Octets           Packets           Flows
-----
<app-group-name>        100000          3000             30
<app-group-name>        90000           3000             30
<app-group-name>        80000           3000             30
=====

A:ALA-IPD#
show application-assurance group 1 aa-sub {esm <sub-ident-string> | esm-mac <esm-mac-name> | sap
<sap-id> | spoke-sdp <sdp-id:vc-id> | transit <transit-aasub-name>} count

A:ALA-IPD# show application-assurance group 1 aa-sub {esm <sub-ident-string> | esm-mac <esm-
mac-name> | sap <sap-id> | spoke-sdp <sdp-id:vc-id> | transit <transit-aasub-name>} snapshot
count
=====
Application-Assurance Subscriber esm|sap|spoke-sdp|transit <name>
Application Group, Application and Protocol Statistics (realtime | snapshot)
=====
Application Group           Disc Octets           Packets           Flows
-----
Games                       0% 0                 0                 0
Mail                         0% 0                 0                 0
Peer to Peer                 0% 0                 0                 0
Unknown                      0% 0                 0                 0
Web                          0% 0                 0                 0
=====
Application                 Disc Octets           Packets           Flows
-----
SIP                          0% 0                 0                 0
-----
Protocol statistics are not configured in statistics>aa-sub
=====
A:ALA-IPD#

A:ALA-IPD# show application-assurance group 1 aa-sub {esm <sub-ident-string> | esm-mac <esm-
mac-name> | sap <sap-id> | spoke-sdp <sdp-id:vc-id> | transit <transit-aasub-name>}
application count detail
=====
Application-Assurance Subscriber esm|esm-mac|sap|spoke-sdp|transit <name>
Application Statistics (realtime | snapshot)
=====
Subscriber                   Application:
Type                          Octets           Packets           Flows
-----
name                          SIP:
Admitted from subscriber: 0           0                 0
Denied from subscriber: 0           0                 0
Active flows from subscriber:           0                 0
Admitted to subscriber: 0           0                 0
Denied to subscriber: 0           0                 0
Active flows to subscriber:           0                 0
Max per min from sub: 1000          10
Max per min to sub: 2000           20
Total flow duration: 0 seconds
Terminated flows: 0
Short Duration flows: 0
Medium Duration flows: 0
  
```

```
Long Duration flows: 0
=====
A:ALA-IPD#
```

aa-sub

Syntax

aa-sub dsm mac *mac-address* [**snapshot**]

aa-sub esm *sub-ident-string*

aa-sub esm-mac *esm-mac-name*

aa-sub transit *transit-aasub-name*

Context

[\[Tree\]](#) (tools>dump>app-assure>group aa-sub)

Full Context

tools dump application-assurance group aa-sub

Description

This command displays AA subscriber information for a specific ISA.

Parameters

esm-mac-name

Specifies the ESM MAC name; a maximum of 32 characters.

mac-address

Specifies the MAC address in *xx:xx:xx:xx:xx:xx* or *xx-xx-xx-xx-xx-xx* format.

snapshot

Displays snapshot statistics.

sub-ident-string

Specifies the AA subscriber identifier string, up to 32 characters.

transit-aasub-name

Specifies the AA transit subscriber name, up to 32 characters.

Platforms

7450 ESS, 7750 SR, 7750 SR-e, 7750 SR-s, VSR

Output

The following output display AA subscriber information.

Sample Output

```
A:Dut-C# tools dump application-assurance group 120:10 aa-sub dsm mac 00:01:02:00:00:00
summary
```



```

=====
Application-Assurance Subscriber Summary (realtime)
=====
MAC                : 00:01:02:00:00:00 (dsm)
ISA assigned       : 3/1
Group              : 120:10
App-Profile        : AppPro1
HTTP URL Parameters : (Not Specified)
Access Network Location : 04:7d:be:fb:64:a8+0243 (Not Congested)
ANL Type           : AP-MAC+VLAN
Last HTTP Notified Time : N/A

-----
Traffic                Octets                Packets                Flows
-----
From subscriber:
  Admitted              0                  0                  0
  Denied                0                  0                  0
  Active flows          0
To subscriber:
  Admitted              0                  0                  0
  Denied                0                  0                  0
  Active flows          0
Flow counts:
  Short duration                0
  Med duration                  0
  Long duration                  0
Total flow duration : 0 seconds

-----
Application Service Options (ASO)
-----
Characteristic      Value              Derived from
-----
Char1                val10              default
=====

```

aa-sub

Syntax

aa-sub esm *sub-ident-string*

aa-sub esm-mac *esm-mac-name*

aa-sub sap *sap-id*

aa-sub spoke-id *sdp-id:vc-id*

aa-sub transit *transit-aasub-name*

Context

[\[Tree\]](#) (tools>perform>app-assure>group aa-sub)

Full Context

tools perform application-assurance group aa-sub

Description

This command performs application assurance group aa-sub operations.

Parameters

esm sub-ident-string

Specifies an existing subscriber identification string.

esm-mac esm-mac-name

Specifies an existing subscriber MAC.

sap sap-id

Specifies the physical port identifier portion of the SAP definition.

spoke-id sdp-id:vc-id

Specifies the spoke SDP ID and VC ID.

Values 1 to 17407
1 to 4294967295

transit transit-aasub-name

Specifies an existing transit subscriber name string up to 32 characters in length.

Platforms

7450 ESS, 7750 SR, 7750 SR-e, 7750 SR-s, VSR

5.4 aa-sub-list

aa-sub-list

Syntax

aa-sub-list [*isa mda-id*]

aa-sub-list policers-exceeded

aa-sub-list summary

Context

[\[Tree\]](#) (show>app-assure>group aa-sub-list)

Full Context

show application-assurance group aa-sub-list

Description

This command displays AA subscriber lists.

Parameters

isa mda-id

Displays the slot and MDA ID.

Values 1 to 10 (depending on chassis model)
 1, 2

policers-exceeded

Displays the policer resources which are exceeded.

summary

Displays summary information.

Platforms

7450 ESS, 7750 SR, 7750 SR-e, 7750 SR-s, VSR

Output

The following is an example show output for the **aa-sub-list** command.

Sample Output

```
*A:Dut-C# show application-assurance group 74:40346 aa-sub-list summary
=====
Application-Assurance Subscriber Summary for Group 74:40346
=====
      all      esm      sap      spoke-sdp  transit  esm-mac
-----
Total      100       0       0       0         0       100
Overrides  100       0       0       0         0       100
-----
Total number of aa-sub-s found           : 100
Total number of aa-sub-s with overrides found : 100
=====

*A:Dut-C# show application-assurance group 224:10559 aa-sub-list
=====
Application-Assurance Subscriber List for Group 224:10559
=====
type      aa-sub              ISA      App-Profile      divert
          assigned
-----
sap      1/1/1:113          3/2      prof_224_10559_1  Yes
sap      1/1/1:241          3/2      prof_224_10559_1  Yes
sap      1/1/1:369          3/2      prof_224_10559_1  Yes
sap      1/1/1:497          3/2      prof_224_10559_1  Yes
sap      1/1/4:113          3/2      prof_224_10559_2  Yes
sap      1/1/4:241          3/2      prof_224_10559_2  Yes
sap      1/1/4:369          3/2      prof_224_10559_2  Yes
sap      1/1/4:497          3/2      prof_224_10559_2  Yes
-----
Total number of aa-sub-s found           : 8
=====

*A:Dut-C#

*A:Dut-C# show application-assurance group 224:10559 aa-sub-list isa 3/2
=====
Application-Assurance Subscriber List for Group 224:10559, isa 3/2
=====
```

type	aa-sub	ISA assigned	App-Profile	divert
sap	1/1/1:113	3/2	prof_224_10559_1	Yes
sap	1/1/1:241	3/2	prof_224_10559_1	Yes
sap	1/1/1:369	3/2	prof_224_10559_1	Yes
sap	1/1/1:497	3/2	prof_224_10559_1	Yes
sap	1/1/4:113	3/2	prof_224_10559_2	Yes
sap	1/1/4:241	3/2	prof_224_10559_2	Yes
sap	1/1/4:369	3/2	prof_224_10559_2	Yes
sap	1/1/4:497	3/2	prof_224_10559_2	Yes

 Total number of aa-subs found : 8
 =====

*A:Dut-C#

A:ALA-IPD# show application-assurance group 2 aa-sub-list [isa <mda-id>]

 Application-Assurance Subscriber List for Group 2, isa <slot/mda>
 =====

type	aa-sub	ISA assigned	App-Profile	divert

group 2:50				

esm	Bob	3/1	Grp2P50appProf1	Yes
esm	Fred	1/1	Grp2P50appProf2	Yes
sap	1/2/9	3/1	Grp2P50appProf1	Yes
sap	1/2/10	1/1	Grp2P50appProf2	Yes
spoke-sdp	1:7	1/1	Grp2P50appProf1	Yes
spoke-sdp	2:101	3/1	Grp2P50appProf2	Yes
esm-mac	Sub3-000102030405	1/1	Grp2P50appProf2	Yes

 group 2:32656

esm	Alex	1/1	appProf1	Yes
esm	Sub1	3/1	Lite	Yes
esm	Max	3/1	appProf1	Yes
esm	tcpr_sub	1/1	appProf2	Yes
sap	1/2/5	3/1	appProf1	Yes
sap	1/2/6	1/1	appProf1	Yes
sap	2/2/4:111	1/1	Power	Yes
spoke-sdp	1:6	1/1	appProf1	Yes
spoke-sdp	2:100	3/1	appProf2	Yes
esm-mac	Sub4-000203040506	3/1	appProf2	Yes

 Number of aa-subs found in group 2:50 : 6

Number of aa-subs found in group 2:32656 : 9

Total number of aa-subs found : 15
 =====

A:ALA-IPD#

A:ALA-IPD# show application-assurance group 2:32656 aa-sub-list [isa <mda-id>]

 Application-Assurance Subscriber List for Group 2:32656, isa <slot/mda>
 =====

type	aa-sub	ISA assigned	App-Profile	divert

esm	Alex	1/1	appProf1	Yes
esm	Sub1	3/1	Lite	Yes
esm	Max	3/1	appProf1	Yes
esm	tcpr_sub	1/1	appProf2	Yes

```

sap      1/2/5          3/1    appProf1    Yes
sap      1/2/6          1/1    appProf1    Yes
sap      2/2/4:111     1/1    Power       Yes
spoke-sdp 2:100          1/1    appProf8    Yes
esm-mac  diameter_esm-000100000001 3/2    appProf2    Yes
esm-mac  diameter_esm-000100000002 3/2    appProf2    Yes
-----
Number of aa-subscribers : 8
=====
A:ALA-IPD#

*A:Dut-C# show application-assurance group 74 aa-sub-list isa 3/2
=====
Application-Assurance Subscriber List for Group 74, isa 3/2
=====
type      aa-sub              ISA      App-Profile    divert
              assigned
-----
group 74:40346
-----
esm-mac  diameter_esm-000100000001 3/2    appProf2    Yes
esm-mac  diameter_esm-000100000002 3/2    appProf2    Yes
  
```

aa-sub-list

Syntax

aa-sub-list [*filter-by-type sub-type*] [*isa mda-id*] **quarantined-only**
aa-sub-list [*filter-by-type sub-type*] [*isa mda-id*] **policers-exceeded**
aa-sub-list summary

Context

[\[Tree\]](#) (tools>dump>app-assure>group aa-sub-list)

Full Context

tools dump application-assurance group aa-sub-list

Description

This command displays the AA subscriber list for a specific ISA.

Parameters

filter-by-type sub-type

Filters by the specified sub-type.

Values dsm, esm, esm-mac, sap, spoke-sdp, transit

mda-id

Specifies the slot and MDA in the format *slot/mda*.

Values *slot*—1 to 10
mda—1 or 2

summary

Displays summary information.

quarantined-only

Displays the AA subscribers that are under quarantine.

policers-exceeded

Displays subscribers that have exceeded policer resources.

Platforms

7450 ESS, 7750 SR, 7750 SR-e, 7750 SR-s, VSR

Output

The following output displays AA subscriber list information.

Sample Output

```
*A:Dut-C# tools dump application-assurance group 1 aa-sub-list quarantined-only
=====
Application-Assurance Sub List (quarantined): Group 1, ISA 3/1
=====
Type          AA-Sub                               App Profile                               Part
              (Quarantined Since)                (Last Quarantine Event)                  Id
-----
esm           Sub1                                   app-profile-1                               0
              (01/30/2018 14:25:22)                (01/30/2018 15:27:3)
spoke-Sdp    1000:150                               app-profile-2                               0
              (01/30/2018 13:25:22)                (01/30/2018 16:27:3)
esm-mac      Sub3-000102030405                     app-profile-1                               0
              (01/30/2018 12:25:22)                (01/30/2018 17:27:3)
transit      t1                                       app-profile-4                               0
              (01/30/2018 11:25:22)                (01/30/2018 18:27:3)
-----
Number of AA Subscribers : 4

*A:Dut-C# tools dump application-assurance group 1 aa-sub-list summary
=====
Application-Assurance Subscriber Summary for Group 1, ISA 5/2
=====
              all      esm      sap      spoke-  transit dsm      esm-mac
              all      all      all      sdp
-----
Total        0        0        0        0        0        0        0
Overrides    0        0        0        0        0        0        0
Pol Exceeded 0        0        0        0        0        0        0
Congested    0        0        0        0        0        0        0
Quarantined  0        0        0        0        0        0        0
-----
Total number of aa-subs found : 0
Total number of aa-subs with overrides found : 0
Total number of aa-subs with policer resources exceeded found : 0
Total number of congested aa-subs found : 0
Total number of quarantined aa-subs found : 0
=====
```

5.5 aa-sub-search

aa-sub-search

Syntax

aa-sub-search *search-type granularity* [**direction** *direction*] [**max-count** *max-count*]

Context

[\[Tree\]](#) (tools>dump>app-assure>group aa-sub-search)

Full Context

tools dump application-assurance group aa-sub-search

Description

This command displays AA aa-sub information.

Parameters

search-type

Specifies the type of search.

Values top

granularity

Specifies the granularity of the search.

Values bytes, packets, flows

direction *direction*

Specifies the network/subscriber direction.

Values from-sub, to-sub, both

max-count *max-count*

Specifies the maximum flows to display.

Values 1 to 100

Platforms

7450 ESS, 7750 SR, 7750 SR-e, 7750 SR-s, VSR

Output

The following output display AA aa-sub information.

Sample Output

```
A:Dut-C# tools dump application-assurance group 74 aa-sub-search top bytes
=====
Application-Assurance aa-sub search for Group 74: Top 10 by bytes (both)
=====
Entry isa SubType SubName
      From-sub-count To-sub-count Group:Partition Interval(UTC)
1 3/2 esm-mac "diameter_esm-000100000001"
      40 42 74:40346 "01/13/2017 14:39:18"
2 3/2 esm-mac "diameter_esm-000100000002"
      40 42 74:40346 "01/13/2017 14:39:18"
3 3/2 esm-mac "diameter_esm-000100000003"
      40 42 74:40346 "01/13/2017 14:39:18"
4 3/2 esm-mac "diameter_esm-000100000004"
      40 42 74:40346 "01/13/2017 14:39:18"
5 3/2 esm-mac "diameter_esm-000100000005"
      40 42 74:40346 "01/13/2017 14:39:18"
6 3/2 esm-mac "diameter_esm-000100000006"
      40 42 74:40346 "01/13/2017 14:39:18"
7 3/2 esm-mac "diameter_esm-000100000007"
      40 42 74:40346 "01/13/2017 14:39:18"
8 3/2 esm-mac "diameter_esm-000100000008"
      40 42 74:40346 "01/13/2017 14:39:18"
9 3/2 esm-mac "diameter_esm-000100000009"
      40 42 74:40346 "01/13/2017 14:39:18"
10 3/2 esm-mac "diameter_esm-00010000000a"
      40 42 74:40346 "01/13/2017 14:39:18"

Total number of aa-sub-s found: 10
```

5.6 aa-sub-study

aa-sub-study

Syntax

aa-sub-study esm *sub-ident-string* [snapshot]

aa-sub-study esm-mac *esm-mac-name* [snapshot]

aa-sub-study sap *sap-id* [snapshot]

aa-sub-study spoke-sdp *sdp-id:vc-id* [snapshot]

aa-sub-study transit *transit-aasub-name* [snapshot]

Context

[\[Tree\]](#) (show>app-assure>group aa-sub-study)

Full Context

show application-assurance group aa-sub-study

Description

This command displays per-subscriber special study statistics.

Parameters

esm sub-ident-string

Specifies an existing subscriber identification string.

esm-mac esm-mac-name

Specifies an existing subscriber MAC.

sap sap-id

Specifies the physical port identifier portion of the SAP definition.

spoke-id sdp-id:vc-id

Specifies the spoke SDP ID and VC ID.

Values 1 to 17407
1 to 4294967295

snapshot

Specifies that the statistics retrieved include the sum of the statistics from the previous collection windows, and the statistics for any closed flows since the last collection window.

transit transit-aasub-name

Specifies an existing transit subscriber name string.

Platforms

7450 ESS, 7750 SR, 7750 SR-e, 7750 SR-s, VSR

5.7 aa-sub-using

aa-sub-using

Syntax

aa-sub-using

aa-sub-using app-profile *app-profile-name*

Context

[\[Tree\]](#) (show>service aa-sub-using)

Full Context

show service aa-sub-using

Description

This command displays the subscribers and associated services diverted to Application Assurance using a specific app profile name.

Parameters

app-profile-name

Specifies the application profile name.

Platforms

7450 ESS, 7750 SR, 7750 SR-e, 7750 SR-s, VSR

Output

The following is an example show output for the **aa-sub-using** command.

Sample Output

```
*A:Dut-C# show service aa-sub-using
=====
Aa-Subscribers
=====
aa-sub-type aa-sub-name app-profile-name
-----
esm-mac diameter_esm-000100000001 app-prof~%;&+- !?
esm-mac diameter_esm-000100000002 app-prof~%;&+- !?
....
esm-mac diameter_esm-000100000064 app-prof~%;&+- !?
-----
Number of ESM subs : 0
Number of ESM mac subs : 100
Number of SAP subs : 0
Number of Spoke-Sdp subs : 0
Number of Transit subs : 0
Total number of aa-subs : 100
-----
```

5.8 aaa

```
aaa
```

Syntax

```
aaa
```

Context

[\[Tree\]](#) (clear aaa)

Full Context

```
clear aaa
```

Description

Commands in this context clear authentication, authorization, and accounting data.

Platforms

7450 ESS, 7750 SR, 7750 SR-a, 7750 SR-e, 7750 SR-s, VSR

```
aaa
```

Syntax

```
aaa
```

Context

[\[Tree\]](#) (show aaa)

Full Context

```
show aaa
```

Description

Commands in this context display authentication, authorization, and accounting data.

Platforms

7450 ESS, 7750 SR, 7750 SR-a, 7750 SR-e, 7750 SR-s, VSR

```
aaa
```

Syntax

```
aaa
```

Context

[\[Tree\]](#) (tools>dump aaa)

Full Context

```
tools dump aaa
```

Description

Commands in this context dump authentication, authorization, and accounting information.

Platforms

7450 ESS, 7750 SR, 7750 SR-a, 7750 SR-e, 7750 SR-s, VSR

aaa

Syntax

aaa

Context

[\[Tree\]](#) (tools>perform aaa)

Full Context

tools perform aaa

Description

Commands in this context perform AAA operations.

Platforms

7450 ESS, 7750 SR, 7750 SR-a, 7750 SR-e, 7750 SR-s, VSR

5.9 aal-5

aal-5

Syntax

aal-5 [interval *seconds*] [repeat *repeat*] [absolute| rate]

Context

[\[Tree\]](#) (monitor>port>atm aal-5)

Full Context

monitor port atm aal-5

Description

This command monitors ATM AAL-5 statistics.

Parameters

seconds

Configures the interval for each display in seconds.

Values 3 to 60

Default 10

repeat

Configures how many times the command is repeated.

Values 1 to 999

Default 10

absolute

Displays raw statistics, without processing. No calculations are performed on the delta or rate statistics.

rate

Displays rate-per-second for each statistic instead of the delta.

Platforms

7450 ESS, 7750 SR-7/12/12e, 7750 SR-a, 7750 SR-e, 7950 XRS

aal-5

Syntax

aal-5 [*interval seconds*] [**repeat** *repeat*] [**absolute**| **rate**]

Context

[\[Tree\]](#) (monitor>port>atm>pvc aal-5)

Full Context

monitor port atm pvc aal-5

Description

This command monitors ATM PVC AAL-5 statistics.

Parameters

seconds

Configures the interval for each display in seconds.

Values 3 to 60

Default 10

repeat

Configures how many times the command is repeated.

Values 1 to 999

Default 10

absolute

Displays raw statistics, without processing. No calculations are performed on the delta or rate statistics.

rate

Displays rate-per-second for each statistic instead of the delta.

Platforms

7450 ESS, 7750 SR-7/12/12e, 7750 SR-a, 7750 SR-e, 7950 XRS

5.10 aarp

```
aarp
```

Syntax

aarp

aarp *aarpld*

Context

[\[Tree\]](#) (show>app-assur aarp)

Full Context

show application-assurance aarp

Description

This command displays the Application Assurance Redundancy Protocol (AARP) instance status.

Parameters

aarpld

Specifies an integer that identifies an AARP instance.

Values 1 to 65535

detail

Displays detailed information.

Platforms

7450 ESS, 7750 SR, 7750 SR-e, 7750 SR-s, VSR

```
aarp
```

Syntax

aarp *aarpld* **event-history** **[clear]**

Context

[\[Tree\]](#) (tools>dump>application-assurance aarp)

Full Context

tools dump application-assurance aarp

Description

This command dumps application-assurance AARP information for a specified instance.

Parameters

aarpld

Specifies the AARP ID.

Values 1 to 65535

event-history

Dumps historical information for the instance.

clear

Clears the event history after reading.

Platforms

7450 ESS, 7750 SR, 7750 SR-e, 7750 SR-s, VSR

aarp

Syntax

aarp *aarpld* **force-evaluate**

Context

[\[Tree\]](#) (tools>perform>app-assure aarp)

Full Context

tools perform application-assurance aarp

Description

This command performs Application Assurance Redundancy Protocol instance operations.

Parameters

aarpld

Specifies an integer that identifies an AARP instance.

Values 1 to 65535

force-evaluate

Forces a re-evaluation of the preferred AARP instance.

Platforms

7450 ESS, 7750 SR, 7750 SR-e, 7750 SR-s, VSR

5.11 abort-startup-wait

abort-startup-wait

Syntax

abort-startup-wait

Context

[Tree] (tools>perform>router>dhcp6>server>pool>failover abort-startup-wait)

[Tree] (tools>perform>router>dhcp6>server>failover abort-startup-wait)

[Tree] (tools>perform>router>dhcp>server>pool>failover abort-startup-wait)

[Tree] (tools>perform>router>dhcp>server>failover abort-startup-wait)

Full Context

tools perform router dhcp6 local-dhcp-server pool failover abort-startup-wait

tools perform router dhcp6 local-dhcp-server failover abort-startup-wait

tools perform router dhcp local-dhcp-server pool failover abort-startup-wait

tools perform router dhcp local-dhcp-server failover abort-startup-wait

Description

This command aborts the running start-up-wait time, forcing the DHCP server to transition immediately to the COMMUNICATIONS-INTERRUPTED state.

The start-up-wait time is started after a boot to enable two redundant routers to synchronize the DHCP server lease database before transitioning to the (PRE-)NORMAL state when the last state record from the peer is synchronized. If the last state record is not received before the start-up-wait time expires, it is assumed that the remote DHCP server is not operational and the DHCP server goes in COMMUNICATIONS-INTERRUPTED state.

Platforms

7450 ESS, 7750 SR, 7750 SR-a, 7750 SR-e, 7750 SR-s, VSR

5.12 access-group

access-group

Syntax

access-group *[group-name]*

Context

[\[Tree\]](#) (show>system>security access-group)

Full Context

show system security access-group

Description

This command displays SNMP access group information.

Parameters

group-name

This command displays information for the specified access group.

Platforms

All

Output

The following is an example of access group information.

[Table 4: Show System Security Access Group Output Fields](#) describes security access group output fields.

Sample Output

```
A:ALA-4# show system security access-group
=====
Access Groups
=====
group name      security  security  read      write      notify
model          level     view      view      view
-----
snmp-ro        snmpv1   none      no-security          no-security
snmp-ro        snmpv2c  none      no-security          no-security
snmp-rw        snmpv1   none      no-security  no-security  no-security
snmp-rw        snmpv2c  none      no-security  no-security  no-security
snmp-rwa       snmpv1   none      iso          iso          iso
snmp-rwa       snmpv2c  none      iso          iso          iso
snmp-trap      snmpv1   none      iso          iso          iso
snmp-trap      snmpv2c  none      iso          iso          iso
=====
A:ALA-7#
```

Table 4: Show System Security Access Group Output Fields

Label	Description
Group name	The access group name.

Label	Description
Security model	The security model required to access the views configured in this node.
Security level	Specifies the required authentication and privacy levels to access the views configured in this node.
Read view	Specifies the variable of the view to read the MIB objects.
Write view	Specifies the variable of the view to configure the contents of the agent.
Notify view	Specifies the variable of the view to send a trap about MIB objects.

access-group

Syntax

access-group *group-name*

Context

[\[Tree\]](#) (show>system>security access-group)

Full Context

show system security access-group

Description

This command displays access-group information.

Platforms

All

Output

The following is an example of access group information.

[Table 5: Show System Security Access-Group Output Fields](#) describes the access-group output fields.

Sample Output

```
A:ALA-1# show system security access-group
=====
Access Groups
=====
group name      security  security  read      write      notify
model           level     view      view      view       view
-----
snmp-ro         snmpv1   none      no-security          no-security
snmp-ro         snmpv2c  none      no-security          no-security
snmp-rw         snmpv1   none      no-security  no-security  no-security
snmp-rw         snmpv2c  none      no-security  no-security  no-security
```

```

snmp-rwa      snmpv1  none   iso     iso     iso
snmp-rwa      snmpv2c none   iso     iso     iso
snmp-trap     snmpv1  none   iso     iso     iso
snmp-trap     snmpv2c none   iso     iso     iso
-----
No. of Access Groups: 8
=====
A:ALA-1#

A:ALA-1# show system security access-group detail
=====
Access Groups
=====
group name      security  security  read      write      notify
                model     level     view      view      view
-----
snmp-ro         snmpv1   none      no-security  no-security
-----
No. of Access Groups:
...
=====
A:ALA-1#

```

Table 5: Show System Security Access-Group Output Fields

Label	Description
Group name	The access group name.
Security model	The security model required to access the views configured in this node.
Security level	Specifies the required authentication and privacy levels to access the views configured in this node.
Read view	Specifies the view to read the MIB objects.
Write view	Specifies the view to configure the contents of the agent.
Notify view	Specifies the view to send a trap about MIB objects.
No. of access groups	The total number of configured access groups.

5.13 accounting-policy

accounting-policy

Syntax

accounting-policy [acct-policy-id] [access | network] [associations]

Context

[\[Tree\]](#) (show>log accounting-policy)

Full Context

show log accounting-policy

Description

This command displays accounting policy information.

Parameters

policy-id

Specifies the policy ID that uniquely identifies the accounting policy, expressed as a decimal integer.

Values 1 to 99

access

Specifies to only display access accounting policies.

network

Specifies to only display network accounting policies.

association

Displays accounting-policy associations.

Platforms

All

Output

The following is an example of accounting policy information.

[Table 6: Show Accounting Policy Output Fields](#) describes accounting policy output fields.

Sample Output

```
A:ALA-1# show log accounting-policy
=====
Accounting Policies
=====
Policy Type   Def Admin Oper  Intvl   File Record Name
Id           State State      State   Id
-----
1    network No  Up    Up    15     1    network-ingress-packets
2    network Yes Up    Up    15     2    network-ingress-octets
10   access  Yes Up    Up    5      3    complete-service-ingress-egress
=====
A:ALA-1#

A:ALA-1# show log accounting-policy 10
=====
Accounting Policies
=====
Policy Type   Def Admin Oper  Intvl   File Record Name
```

```

Id          State State          Id
-----
10   access Yes Up    Up    5          3 complete-service-ingress-egress
Description : (Not Specified)

This policy is applied to:
  Svc Id: 100  SAP : 1/1/8:0    Collect-Stats
  Svc Id: 101  SAP : 1/1/8:1    Collect-Stats
  Svc Id: 102  SAP : 1/1/8:2    Collect-Stats
  Svc Id: 103  SAP : 1/1/8:3    Collect-Stats
  Svc Id: 104  SAP : 1/1/8:4    Collect-Stats
  Svc Id: 105  SAP : 1/1/8:5    Collect-Stats
  Svc Id: 106  SAP : 1/1/8:6    Collect-Stats
  Svc Id: 107  SAP : 1/1/8:7    Collect-Stats
  Svc Id: 108  SAP : 1/1/8:8    Collect-Stats
  Svc Id: 109  SAP : 1/1/8:9    Collect-Stats
...
=====
A:ALA-1#

A:ALA-1# show log accounting-policy network
=====
Accounting Policies
=====
Policy Type  Def Admin Oper  Intvl  File Record Name
Id           State State
-----
1    network No  Up    Up    15    1    network-ingress-packets
2    network Yes Up    Up    15    2    network-ingress-octets
=====
A:ALA-1#

A:ALA-1# show log accounting-policy access
=====
Accounting Policies
=====
Policy Type  Def Admin Oper  Intvl  File Record Name
Id           State State
-----
10   access Yes Up    Up    5          3 complete-service-ingress
=====
A:ALA-1#
    
```

Table 6: Show Accounting Policy Output Fields

Label	Description
Policy ID	The identifying value assigned to a specific policy.
Type	Identifies accounting record type forwarded to the configured accounting file. access — Indicates that the policy is an access accounting policy. network — Indicates that the policy is a network accounting policy. none — Indicates no accounting record types assigned.

Label	Description
Def	Yes — Indicates that the policy is a default access or network policy. No — Indicates that the policy is not a default access or network policy.
Admin State	Displays the administrative state of the policy. Up — Indicates that the policy is administratively enabled. Down — Indicates that the policy is administratively disabled.
Oper State	Displays the operational state of the policy. Up — Indicates that the policy is operationally up. Down — Indicates that the policy is operationally down.
Intvl	Displays the interval, in minutes, in which statistics are collected and written to their destination. The default depends on the record name type.
File ID	The log destination.
Record Name	The accounting record name which represents the configured record type.
This policy is applied to	Specifies the entity where the accounting policy is applied.

5.14 accounting-records

accounting-records

Syntax

accounting-records

Context

[\[Tree\]](#) (show>log accounting-records)

Full Context

show log accounting-records

Description

This command displays accounting policy record names.

Platforms

All

Output

The following is an example of accounting records output information.

[Table 7: Accounting Policy Output Fields](#) describes accounting records output fields.

Table 7: Accounting Policy Output Fields

Label	Description
Record #	The record ID that uniquely identifies the accounting policy, expressed as a decimal integer.
Record Name	The accounting record name.
Def. Interval	The default interval, in minutes, in which statistics are collected and written to their destination.

Sample Output



Note:

aa, video and subscriber records are not applicable to the 7950 XRS.

```
# show log accounting-records
=====
Accounting Policy Records
=====
Record # Record Name                               Def. Interval
-----
1      service-ingress-octets                            5
2      service-egress-octets                              5
3      service-ingress-packets                            5
4      service-egress-packets                             5
5      network-ingress-octets                             15
6      network-egress-octets                              15
7      network-ingress-packets                            15
8      network-egress-packets                             15
9      compact-service-ingress-octets                     5
10     combined-service-ingress                           5
11     combined-network-ing-egr-octets                     15
12     combined-service-ing-egr-octets                     5
13     complete-service-ingress-egress                     5
14     combined-sdp-ingress-egress                         5
15     complete-sdp-ingress-egress                         5
16     complete-subscriber-ingress-egress                   5
17     aa-protocol                                          15
18     aa-application                                     15
19     aa-app-group                                       15
20     aa-subscriber-protocol                             15
21     aa-subscriber-application                           15
23     custom-record-subscriber                           5
24     custom-record-service                              5
25     custom-record-aa-sub                               15
26     queue-group-octets                                 15
27     queue-group-packets                                15
28     combined-queue-group                               15
```

```

29    combined-mpls-lsp-ingress    5
30    combined-mpls-lsp-egress    5
31    combined-ldp-lsp-egress    5
32    saa                          5
33    video                        10
34    kpi-system                   5
35    kpi-bearer-mgmt             5
36    kpi-bearer-traffic          5
37    kpi-ref-point               5
38    kpi-path-mgmt               5
39    kci-iom-3                   5
40    kci-system                  5
41    kci-bearer-mgmt             5
42    kci-path-mgmt               5
43    complete-kpi                5
44    complete-kci                5
45    kpi-bearer-group            5
46    kpi-ref-path-group          5
47    kpi-kci-bearer-mgmt         5
48    kpi-kci-path-mgmt           5
49    kpi-kci-system              5
50    complete-kpi-kci            5
51    aa-performance              15
52    complete-ethernet-port      15
53    extended-service-ingress-egress 5
54    complete-network-ing-egr     15
55    aa-partition                 15
56    complete-pm                  5
63    aa-admit-deny                15
0     nat-binding-port-block       0
65    network-interface-ingress-octets 15
66    network-interface-egress-octets 15
67    network-interface-ingress-packets 15
68    network-interface-egress-packets 15
69    combined-network-interface-ingress 15
70    combined-network-interface-egress 15
71    complete-network-interface-ing-egr 15
72    access-egress-octets         15
73    access-egress-packets        15
74    combined-access-egress       15
75    combined-network-egress      15
76    complete-service-activation-test 5
77    combined-mpls-srte-egress    5
=====
    
```

Table 8: Default Collection Interval for Accounting Records lists the accounting record names available and the default collection interval.

Table 8: Default Collection Interval for Accounting Records

Record Type	Accounting Record Name	Default Interval
1	service-ingress-octets	5
2	service-egress-octets	5
3	service-ingress-packets	5
4	service-egress-packets	5
5	network-ingress-octets	15

Record Type	Accounting Record Name	Default Interval
6	network-egress-octets	15
7	network-ingress-packets	15
8	network-egress-packets	15
9	compact-service-ingress-octets	5
10	combined-service-ingress	5
11	combined-network-ing-egr-octets	15
12	combined-service-ing-egr-octets	5
13	complete-service-ingress-egress	5
14	combined-sdp-ingress-egress	5
15	complete-sdp-ingress-egress	5
16	complete-subscriber-ingress-egress	5
17	aa-protocol	15
18	aa-application	15
19	aa-app-group	15
20	aa-subscriber-protocol	15
21	aa-subscriber-application	15
23	custom-record-subscriber	5
24	custom-record-service	5
25	custom-record-aa-sub	15
26	queue-group-octets	15
27	queue-group-packets	15
28	combined-queue-group	15
29	combined-mpls-lsp-ingress	5
30	combined-mpls-lsp-egress	5
31	combined-ldp-lsp-egress	5
32	saa	5
33	video	10

Record Type	Accounting Record Name	Default Interval
34	kpi-system	5
35	kpi-bearer-mgmt	5
36	kpi-bearer-traffic	5
37	kpi-ref-point	5
38	kpi-path-mgmt	5
39	kci-iom-3	5
40	kci-system	5
41	kci-bearer-mgmt	5
42	kci-path-mgmt	5
43	complete-kpi	5
44	complete-kci	5
45	kpi-bearer-group	5
46	kpi-ref-path-group	5
47	kpi-kci-bearer-mgmt	5
48	kpi-kci-path-mgmt	5
49	kpi-kci-system	5
50	complete-kpi-kci	5
51	aa-performance	15
52	complete-ethernet-port	15
53	extended-service-ingress-egress	5
54	complete-network-ing-egr	15
55	aa-partition	15
56	complete-pm	5
63	aa-admit-deny	15
0	nat-binding-port-block	0
65	network-interface-ingress-octets	15
66	network-interface-egress-octets	15

Record Type	Accounting Record Name	Default Interval
67	network-interface-ingress-packets	15
68	network-interface-egress-packets	15
69	combined-network-interface-ingress	15
70	combined-network-interface-egress	15
71	complete-network-interface-ing-egr	15
72	access-egress-octets	15
73	access-egress-packets	15
74	combined-access-egress	15
75	combined-network-egress	15
76	complete-service-activation-test	5
77	combined-mpis-srte-egress	5

5.15 acct-off

acct-off

Syntax

acct-off [**radius-server-policy** *policy-name*] [**force**] [**acct-terminate-cause** *number*]

Context

[\[Tree\]](#) (tools>perform>aaa acct-off)

Full Context

tools perform aaa acct-off

Description

This command triggers a RADIUS Accounting-Off message:

- for all radius-server-policies that have acct-on-off configured
- for the specified radius-server-policy if the acct-on-off is configured

The Accounting-Off message is not sent when the last successful event for the radius server policy was an Accounting-Off message. In this case, an Accounting-On should be sent first. By specifying the keyword **force**, this is overruled.

Parameters

policy-name

Specifies the **radius-server-policy** for which the Accounting-Off should be sent.

force

Sends an Accounting-On also if the last successful event was an Accounting-Off.

number

Overrides the default Acct-Terminate-Cause (User-Request) in the Accounting-Off message.

Platforms

7450 ESS, 7750 SR, 7750 SR-a, 7750 SR-e, 7750 SR-s, VSR

5.16 acct-on

acct-on

Syntax

```
acct-on [radius-server-policy policy-name] [ force]
```

Context

[\[Tree\]](#) (tools>perform>aaa acct-on)

Full Context

```
tools perform aaa acct-on
```

Description

This command triggers a RADIUS Accounting-On message:

- for all radius-server-policies that have acct-on-off configured.
- for the specified radius-server-policy if the acct-on-off is configured

The Accounting-On message is not sent when the last successful event for the RADIUS server policy was an Accounting-On message. In this case, an Accounting-Off should be sent first. By specifying the keyword **force**, this is overruled.

Parameters

policy-name

Specifies the **radius-server-policy** for which the Accounting-On should be sent.

force

Sends an Accounting-On also if the last successful event was an Accounting-On.

Platforms

7450 ESS, 7750 SR, 7750 SR-a, 7750 SR-e, 7750 SR-s, VSR

5.17 acct-on-off-group

acct-on-off-group

Syntax

acct-on-off-group [*group-name*]

Context

[Tree] (show>aaa acct-on-off-group)

Full Context

show aaa acct-on-off-group

Description

This command displays Acct-On-Off group information and the associated RADIUS server policies.

Parameters

group-name

Displays information pertaining to the specified acct-on-off group.

Platforms

7450 ESS, 7750 SR, 7750 SR-a, 7750 SR-e, 7750 SR-s, VSR

Output

The following output is an example of AAA Acct-On-Off group information.

Sample Output

```
# show aaa acct-on-off-group "group-1"
=====
Acct-On-Off-Group Information
=====
acct on off group name           : group-1
- controlling Radius-Server-policy :
  aaa-server-policy-3
- monitored by Radius-Server-policy :
  aaa-server-policy-4
-----
Nbr of Acct-on-off-groups displayed : 1
-----
=====
```

Table 9: WiFi Acct-On-Off Field Descriptions

Label	Description
acct on off group name	The name of a RADIUS server policy Accounting-On-Off-Group
controlling Radius-Server-policy	The controlling RADIUS server policy name
monitored by Radius-Server-policy	The policy monitored a RADIUS server policy.
Nbr of Acct-on-off-groups displayed	The RADIUS policy that controls the Acct-On-Off group

5.18 accu-stats

accu-stats

Syntax

accu-stats subscriber *subscriber-id*

Context

[\[Tree\]](#) (show>subscriber-mgmt accu-stats)

Full Context

show subscriber-mgmt accu-stats

Description

This command displays the accumulated statistics for both online and offline statistics.

Parameters

subscriber-id

Specifies the subscriber ID, up to 32 characters.

Platforms

7450 ESS, 7750 SR, 7750 SR-a, 7750 SR-e, 7750 SR-s, VSR

Output

The following is an example of subscriber statistics.

Sample Output

```

A:active# show subscriber-mgmt accu-stats subscriber home-1
=====
Subscriber accumulated statistics for "home-1"
=====

-----
Subscriber accumulated statistics ingress queue 1
-----
                                packets          octets
-----
Offered high priority            0              0
Offered low priority             0              0
Dropped high priority            0              0
Dropped low priority             0              0
Forwarded in-profile             0              0
Forwarded out-of-profile         0              0
-----

-----
Subscriber accumulated statistics egress queue 1
-----
                                packets          octets
-----
Forwarded in-profile             0              0
Forwarded out-of-profile         0              0
Dropped in-profile               0              0
Dropped out-of-profile          0              0
-----
=====
  
```

Table 10: Accumulated Statistics Field Descriptions describes accumulated statistics output fields.

Table 10: Accumulated Statistics Field Descriptions

Field	Description
packets	The number of packets associated with this policy
octets	The number of octets associated with this policy
Offered high priority	The number of offered high priority packets or octets
Offered low priority	The number of offered low priority packets or octets
Dropped high priority	The number of dropped high priority packets or octets
Forwarded in-profile	The number of forwarded in-profile packets or octets
Forwarded out-of-profile	The number of forwarded out-of-profile packets or octets
Dropped in-profile	The number of dropped in-profile packets or octets
Dropped out-of-profile	The number of dropped out-of-profile packets or octets

accu-stats

Syntax

accu-stats active subs no-accu-stats-policy
accu-stats active subs sub-profile *profile-name*
accu-stats inactive subs
accu-stats subscriber *subscriber-id*

Context

[\[Tree\]](#) (clear>subscriber-mgmt accu-stats)

Full Context

clear subscriber-mgmt accu-stats

Description

This command removes the accumulated statistics for a subscriber.

Parameters

active subs no-accu-stats-policy

Removes the accumulated statistics that are no longer associated with an **accu-stats-policy**. These are active subscribers that are referencing a subscriber profile that removed an **accu-stats-policy**.

active subs sub-profile *profile-name*

Removes the accumulated statistics for the specified subscriber profile.

inactive subs

Removes the accumulated statistics from all inactive subscribers.

profile-name

Specifies the subscriber profile up to 32 characters.

subscriber-id

Specifies the subscriber up to 32 characters.

Platforms

7450 ESS, 7750 SR, 7750 SR-a, 7750 SR-e, 7750 SR-s, VSR

5.19 accu-stats-policy

accu-stats-policy

Syntax

accu-stats-policy

accu-stats-policy *policy-name* [**associations**]

Context

[Tree] (show>subscriber-mgmt accu-stats-policy)

Full Context

show subscriber-mgmt accu-stats-policy

Description

This command displays the configuration of the accumulated statistics policy for the subscriber profile that referenced the accumulated statistics policy.

Parameters

policy-name

Specifies the policy name, up to 32 characters.

associations

Lists the sub-profile that referenced the policy.

Platforms

7450 ESS, 7750 SR, 7750 SR-a, 7750 SR-e, 7750 SR-s, VSR

Output

The following displays subscriber management accumulated statistics information.

Sample Output

```
A:active# show subscriber-mgmt accu-stats-policy "accu-stats-policy-01" associations
=====
Subscriber profile associations
=====
no-prof
sub-prof
-----
=====
No. of subscriber profiles: 2
=====
```

```
A:active# show subscriber-mgmt accu-stats-policy "accu-stats-policy-01"
=====
Subscriber accumulated statistics policy accu-stats-policy-01
=====
Description                : (Not Specified)
Last management change     : 09/23/2016 16:48:46
=====
=====
Entries
=====
Direction Type    Id
-----
ingress  queue    1
egress   queue    1
```

Table 11: Accumulated Statistics Policy Field Descriptions describes subscriber management accumulated statistics policy fields.

Table 11: Accumulated Statistics Policy Field Descriptions

Field	Description
Description	The user provided description of this policy
Last management change	The date and time of the last management change
Direction Type	The specific direction for the policer or the queue to be stored, ingress or egress
ID	The queue ID
No. of subscriber profiles	The number of entries matching the search criteria

5.20 accu-stats-subscribers

accu-stats-subscribers

Syntax

accu-stats-subscribers [**subscriber** *sub-ident*] [**sub-profile** *name*]

Context

[Tree] (show>subscriber-mgmt accu-stats-subscribers)

Full Context

show subscriber-mgmt accu-stats-subscribers

Description

This command lists all subscribers on the system that had referenced an accumulated statistics policy. The list contains subscribers that are currently referencing an **accu-stats-policy** as well as subscribers that no longer reference an **accu-stats-policy** (due to removal of the policy from the subscriber profile).

Parameters

sub-ident

Specifies a specific subscriber ID, up to 32 characters.

sub-profile name

Lists all subscribers that are referencing the specified subscriber profile, up to 32 characters.

Platforms

7450 ESS, 7750 SR, 7750 SR-a, 7750 SR-e, 7750 SR-s, VSR

Output

The following output displays subscriber management accumulated statistics information.

Sample Output

```
*DUT# show subscriber-mgmt accu-stats-subscribers
=====
Subscribers with accumulated statistics
=====
Subscriber                : home-1
Subscriber profile        : no-prof
Accumulated-stats policy  : accu-stats-policy-01
-----
Subscriber                : home-2
Subscriber profile        : no-prof
Accumulated-stats policy  : accu-stats-policy-02
-----
Subscriber                : twamp-host
Subscriber profile        : no-prof
Accumulated-stats policy  : (Unknown)
-----
No. of Subscribers with accumulated statistics: 3
=====
```

Sample Output

The **show subscriber-mgmt status system** command shows the number of subscribers using accumulated statistics and whether the statistics usage has reached the peak value.

```
*A:Dut-C# show subscriber-mgmt status system
=====
Subscriber Management System Status
=====
Chassis 1
-----
Memory usage high                : No
DHCP message processing overload  : No
Statistics usage high             : Yes
Number of subscribers using statistics : 131072
Data-trigger statistics
-----
Packets received                  : 0
Packets dropped                   : 0
Packets in queue (actual)        : 0
Packets in queue (peak)         : 0
Bridged Residential Gateway statistics
-----
BRG initialized                   : 0
BRG operational                   : 0
BRG in connectivity verification  : 0
BRG on hold                       : 0
BRG authenticated by proxy       : 0
=====
```

[Table 12: Status System Field Descriptions](#) describes subscriber management status system fields.

Table 12: Status System Field Descriptions

Field	Description
Chassis	The chassis number
Memory usage high	The memory usage of the subscriber management function on this chassis is near the limit; Yes or No
DHCP message processing overload	The subscriber management DHCP message processing function is in overload; Yes or No
Statistics usage high	The memory used for subscriber statistics on this chassis is near the limit; Yes or No
Number of subscribers using statistics	The number of subscribers using memory to store accumulated statistics
Packets received	The number of data packets received that may trigger creation of data-triggered subscriber hosts on this system
Packets dropped	The number of data packets dropped that could have triggered creation of data-triggered subscriber hosts on this system
Packets in queue (actual)	The number of data packets currently in the waiting queue that may trigger creation of data-triggered subscriber hosts on this system
Packets in queue (peak)	The maximum value of the packets in queue object since the start up of this system or the last time that the value of packets in queue was reset
BRG initialized	The number of BRGs with the init timer running; waiting for the first host
BRG operational	The number of BRGs in the normal operating state, with dynamic hosts
BRG in connectivity verification	The number of BRGs with no hosts, pinging the residential gateway
BRG on hold	The number of BRGs with no hosts attached, in hold
BRG authenticated by proxy	The number of BRGs in this system

5.21 activate-best-dest

activate-best-dest

Syntax

activate-best-dest

Context

[\[Tree\]](#) (tools>perform>filter>redirect-policy activate-best-dest)

Full Context

tools perform filter redirect-policy activate-best-dest

Description

This command allows the operator to force a PBR switch to the best destination selected by the redirect policy when that destination is not currently active as result of sticky destination functionality being enabled for the specified redirect policy. If **hold-time-up** is running, the timer is also expired.

Platforms

All

5.22 activate-primary-action

activate-primary-action

Syntax

activate-primary-action

Context

[\[Tree\]](#) (tools>perform>filter>ipv6-filter>entry activate-primary-action)

[\[Tree\]](#) (tools>perform>filter>mac-filter>entry activate-primary-action)

[\[Tree\]](#) (tools>perform>filter>ip-filter>entry activate-primary-action)

Full Context

tools perform filter ipv6-filter entry activate-primary-action

tools perform filter mac-filter entry activate-primary-action

tools perform filter ip-filter entry activate-primary-action

Description

This command allows an operator to activate the primary action for the given filter policy entry. If the primary action is already active, the command has no effect. If a secondary action is active, the primary action will be activated unless the primary target is down. If the sticky destination timer is running for the primary action entry, it will expire.

Platforms

All

5.23 active

active

Syntax

active egress-lsp [*tunnel-id*]

active detail [*family*] [**egress-if** *port-id*]

active detail [*family*] [**egress-lsp** *tunnel-id*]

active detail [**egress-nh** *ip-address*] [*family*]

active egress-if *port-id* [**summary** | **detail**] [*family*]

active egress-lsp *tunnel-id* [**summary** | **detail**] [*family*]

active egress-nh [*family*] [**summary** | **detail**] *ip-address*

active ipv4 [**summary** | **detail**] [**egress-if** *port-id*]

active ipv4 [**summary** | **detail**] [**egress-lsp** *tunnel-id*]

active ipv4 [**summary** | **detail**] [**egress-nh** *ip-address*]

active ipv6 [**summary** | **detail**] [**egress-if** *port-id*]

active ipv6 [**summary** | **detail**] [**egress-nh** *ip-address*]

active ipv6 [**summary** | **detail**] [**egress-lsp** *tunnel-id*]

active p2mp p2mp-id *identifier* **root** *ip-address* [**summary** | **detail**] [**egress-if** *port-id*]

active p2mp p2mp-id *identifier* **root** *ip-address* [**summary** | **detail**] [**egress-lsp** *tunnel-id*]

active p2mp p2mp-id *identifier* **root** *ip-address* [**summary** | **detail**] [**egress-nh** *ip-address*]

active p2mp p2mp-id *identifier* **root** *ip-address* [*rd rd*] [**summary** | **detail**] [**egress-if** *port-id*] **inner-root** *ip-address*

active p2mp p2mp-id *identifier* **root** *ip-address* [*rd rd*] [**summary** | **detail**] [**egress-lsp** *tunnel-id*] **inner-root** *ip-address*

active p2mp p2mp-id *identifier* **root** *ip-address* [*rd rd*] [**summary** | **detail**] [**egress-nh** *ip-address*] **inner-root** *ip-address*

active p2mp [*family*] [**summary** | **detail**] [**egress-if** *port-id*] [**opaque-type** *opaque-type*]

active p2mp [*family*] [**summary** | **detail**] [**egress-lsp** *tunnel-id*] [**opaque-type** *opaque-type*]

active p2mp [*family*] [**summary** | **detail**] [**egress-nh** *ip-address*] [**opaque-type** *opaque-type*]

active p2mp source *ip-address* **group** *mcast-address* **root** *ip-address* [**summary** | **detail**] [**egress-if** *port-id*] **inner-root** *ip-address*

active p2mp source *ip-address* **group** *mcast-address* **root** *ip-address* [**summary** | **detail**] [**egress-lsp** *tunnel-id*] **inner-root** *ip-address*

active p2mp source *ip-address* **group** *mcast-address* **root** *ip-address* [**summary** | **detail**] [**egress-nh** *ip-address*] **inner-root** *ip-address*

active p2mp source *ip-address* **group** *mcast-address* **root** *ip-address* [**rd** *rd*] [**summary** | **detail**] [**egress-if** *port-id*]

active p2mp source *ip-address* **group** *mcast-address* **root** *ip-address* [**rd** *rd*] [**summary** | **detail**] [**egress-lsp** *tunnel-id*]

active p2mp source *ip-address* **group** *mcast-address* **root** *ip-address* [**rd** *rd*] [**summary** | **detail**] [**egress-nh** *ip-address*]

active p2mp source *ip-address* **group** *mcast-address* **root** *ip-address* [**rd** *rd*] [**summary** | **detail**] [**innermost-root** *ip-address*]

active prefixes [**family**] [**summary** | **detail**] [**egress-if** *port-id*] [**community** *community*]

active prefixes [**family**] [**summary** | **detail**] [**egress-lsp** *tunnel-id*] [**community** *community*]

active prefixes [**egress-nh** *ip-address*] [**family**] [**summary** | **detail**] [**community** *community*]

active prefixes prefix *ip-prefix/ip-prefix-length* [**summary** | **detail**] [**egress-if** *port-id*] [**community** *community*]

active prefixes prefix *ip-prefix/ip-prefix-length* [**summary** | **detail**] [**egress-lsp** *tunnel-id*] [**community** *community*]

active prefixes prefix *ip-prefix/ip-prefix-length* [**egress-nh** *ip-address*] [**summary** | **detail**] [**community** *community*]

active summary [*family*] [**egress-if** *port-id*]

active summary [*family*] [**egress-lsp** *tunnel-id*]

active summary [**egress-nh** *ip-address*] [**family**]

Context

[Tree] (show>router>ldp>bindings active)

Full Context

show router ldp bindings active

Description

This command display information about LDP active bindings.

Parameters

detail

Displays detailed information.

summary

Displays information in a summarized format.

family

Displays either IPv4 or IPv6 active LDP information.

opaque-type *opaque-type*

Specifies the type of a Multi-Point Opaque Value Element.

Values generic, ssm, vpn-ssm, recursive-ssm

egress-lsp *tunnel-id*

Displays LDP active bindings by matching on the egress RSVP-TE LSP *tunnel-id* for LDP FECs which are tunneled over a RSVP-TE LSP. The *tunnel-id* for the RSVP-TE LSP can be found in the output of the **show router mpls lsp detail** command and in the **show router tunnel-table** command. It is not the *path LSP ID* shown in the output of the **show router mpls lsp path detail** command.

Values 0 to 4294967295

egress-nh *ip-address*

Displays LDP active bindings by matching egress-nh.

Values

ipv4-address - a.b.c.d
 ipv6-address - x:x:x:x:x:x:x (eight 16-bit pieces)
 x:x:x:x:x:d.d.d.d
 x - [0 to FFFF]H
 d - [0 to 255]D

egress-if *port-id*

Displays LDP active bindings by matching egress-if.

inner-root *ip-address*

Displays recursive FECs whose inner root address matches the specified address.

innermost-root *ip-address*

Displays recursive FECs whose inner root address matches the specified address and non-recursive FECs that have a root address that matches the specified address.

p2mp source *ip-address*

Displays LDP active P2MP source bindings.

Values

ipv4-address - a.b.c.d
 ipv6-address - x:x:x:x:x:x:x (eight 16-bit pieces)
 x:x:x:x:x:d.d.d.d
 x - [0 to FFFF]H
 d - [0 to 255]D

p2mp-id *identifier*

Displays LDP active P2MP identifier bindings.

Values 0 to 4294 967 295

group *mcast-address*

Displays the P2MP group multicast address bindings.

root ip-address

Displays root IP address information.

rd rd

Displays information for the route distinguisher.

Values *ip-addr:comm-val | 2byte-asnumber:ext-comm-val | 4byte-asnumber:comm-val*

prefix ip-prefix/ip-prefix-length

Specifies information for the specified IP prefix and mask length.

Values

ipv4-address	- a.b.c.d
ipv6-address	- x:x:x:x:x:x:x (eight 16-bit pieces)
	x:x:x:x:x:d.d.d.d
	x - [0 to FFFF]H
	d - [0 to 255]D

community

The string defining the LDP community assigned to the session. Allowed values are any string up to 32 characters long composed of printable, 7-bit ASCII characters excluding double quotes. If the string contains spaces, use double quotes to delimit the start and end of the string.

Platforms

All

Output

Sample Output

```
*A:Dut-C# show router ldp bindings active
=====
LDP Bindings (IPv4 LSR ID 10.20.1.3:0)
              (IPv6 LSR ID 3ffe::a14:103[0])
=====
Label Status:
  U - Label In Use, N - Label Not In Use, W - Label Withdrawn
  WP - Label Withdraw Pending, BU - Alternate For Fast Re-Route
  e - Label ELC
FEC Flags:
  LF - Lower FEC, UF - Upper FEC, M - Community Mismatch, BA - ASBR Backup FEC
  (S) - Static          (M) - Multi-homed Secondary Support
  (B) - BGP Next Hop    (BU) - Alternate Next-hop for Fast Re-Route
  (I) - SR-ISIS Next Hop (O) - SR-OSPF Next Hop
  (C) - FEC resolved with class-based-forwarding
=====
LDP IPv4 Prefix Bindings (Active)
=====
Prefix                                Op                IngLbl            EgrLbl
```

EgrNextHop	EgrIf/LspId		
10.20.1.1/32 10.10.2.1	Push 1/1/1	--	262143
10.20.1.1/32 10.10.2.1	Swap 1/1/1	262141	262143
10.20.1.2/32 10.10.12.2	Push lag-1	--	262143
10.20.1.2/32 10.10.12.2	Swap lag-1	262140	262143
10.20.1.3/32 --	Pop --	262143	--
10.20.1.4/32 10.10.11.4	Push 2/1/2	--	262143
10.20.1.4/32 10.10.11.4	Swap 2/1/2	262139	262143
10.20.1.5/32 10.10.5.5	Push 2/1/1	--	262143
10.20.1.5/32 10.10.5.5	Swap 2/1/1	262137	262143
10.20.1.6/32 10.10.11.4	Push 2/1/2	--	262137
10.20.1.6/32 10.10.11.4	Swap 2/1/2	262135	262137

 No. of IPv4 Prefix Active Bindings: 11
 =====

=====
 LDP IPv6 Prefix Bindings (Active)
 =====

Prefix EgrNextHop	Op EgrIf/LspId	IngLbl	EgrLbl
3ffe::a14:101/128 fe80::21	Push 1/1/1	--	262142
3ffe::a14:101/128 fe80::21	Swap 1/1/1	262136	262142
3ffe::a14:102/128 fe80::122	Push lag-1	--	262142
3ffe::a14:102/128 fe80::122	Swap lag-1	262138	262142
3ffe::a14:103/128 --	Pop --	262142	--
3ffe::a14:104/128 fe80::114	Push 2/1/2	--	262142
3ffe::a14:104/128	Swap	262134	262142

```

fe80::114                                2/1/2
3ffe::a14:105/128                        Push          --      262142
fe80::55                                2/1/1
3ffe::a14:105/128                        Swap          262132  262142
fe80::55                                2/1/1
3ffe::a14:106/128                        Push          --      262136
fe80::114                                2/1/2
3ffe::a14:106/128                        Swap          262133  262136
fe80::114                                2/1/2

-----
No. of IPv6 Prefix Active Bindings: 11
=====

LDP Generic IPv4 P2MP Bindings (Active)
=====
P2MP-Id      Interface
RootAddr     Op          IngLbl     EgrLbl
EgrNH        EgrIf/LspId
-----
No Matching Entries Found
=====

LDP Generic IPv6 P2MP Bindings (Active)
=====
P2MP-Id      Interface
RootAddr     Op          IngLbl     EgrLbl
EgrNH        EgrIf/LspId
-----
No Matching Entries Found
=====

LDP In-Band-SSM IPv4 P2MP Bindings (Active)
=====
Source      Interface
Group       Op          IngLbl     EgrLbl
RootAddr   EgrIf/LspId
EgrNH
-----
No Matching Entries Found
=====

LDP In-Band-SSM IPv6 P2MP Bindings (Active)
=====
Source      Interface
Group       Op          IngLbl     EgrLbl
RootAddr   EgrIf/LspId
EgrNH
-----
No Matching Entries Found
=====

LDP In-Band-VPN-SSM IPv4 P2MP Bindings (Active)
=====
Source

```

```

Group                                RD                                Op
RootAddr                            Interface                         IngLbl   EgrLbl
EgrNH                                EgrIf/LspId
-----
No Matching Entries Found
=====

LDP In-Band-VPN-SSM IPv6 P2MP Bindings (Active)
=====

Source
Group                                RD                                Op
RootAddr                            Interface                         IngLbl   EgrLbl
EgrNH                                EgrIf/LspId
-----
No Matching Entries Found
=====

*A:Dut-C# show router ldp bindings active detail

LDP Bindings (IPv4 LSR ID 10.20.1.3:0)
              (IPv6 LSR ID 3ffe::a14:103[0])
=====

Legend: U - Label In Use, N - Label Not In Use, W - Label Withdrawn
        WP - Label Withdraw Pending, BU - Alternate For Fast Re-Route
        (S) - Static          (M) - Multi-homed Secondary Support
        (B) - BGP Next Hop (BU) - Alternate Next-hop for Fast Re-Route
=====

LDP IPv4 Prefix Bindings (Active)
=====

Prefix      : 10.20.1.1/32
Op          : Push
Ing Lbl     : --                Egr Lbl    : 262143
Egr Int/LspId : 1/1/1
EgrNextHop  : 10.10.2.1
Egr. Flags  : None              Ing. Flags : None
Egr If Name : ip-10.10.2.3
Metric      : 1000              Mtu        : 1500
-----

Prefix      : 10.20.1.1/32
Op          : Swap
Ing Lbl     : 262141            Egr Lbl    : 262143
Egr Int/LspId : 1/1/1
EgrNextHop  : 10.10.2.1
Egr. Flags  : None              Ing. Flags : None
Egr If Name : ip-10.10.2.3
Metric      : 1000              Mtu        : 1500
-----

Prefix      : 10.20.1.2/32
Op          : Push
Ing Lbl     : --                Egr Lbl    : 262143
Egr Int/LspId : lag-1
EgrNextHop  : 10.10.12.2
Egr. Flags  : None              Ing. Flags : None
Egr If Name : ip-10.10.12.3
Metric      : 333               Mtu        : 1500
-----

Prefix      : 10.20.1.2/32
Op          : Swap
Ing Lbl     : 262140            Egr Lbl    : 262143
Egr Int/LspId : lag-1
EgrNextHop  : 10.10.12.2
  
```

```

Egr. Flags      : None           Ing. Flags : None
Egr If Name     : ip-10.10.12.3
Metric          : 333           Mtu         : 1500
-----
Prefix          : 10.20.1.3/32
Op              : Pop
Ing Lbl         : 262143        Egr Lbl     : --
Egr Int/LspId  : --
EgrNextHop     : --
Egr. Flags     : None           Ing. Flags : None
-----
Prefix          : 10.20.1.4/32
Op              : Push
Ing Lbl         : --           Egr Lbl     : 262143
Egr Int/LspId  : 2/1/2
EgrNextHop     : 10.10.11.4
Egr. Flags     : None           Ing. Flags : None
Egr If Name     : ip-10.10.11.3
Metric          : 1000         Mtu         : 1500
-----
Prefix          : 10.20.1.4/32
Op              : Swap
Ing Lbl         : 262139        Egr Lbl     : 262143
Egr Int/LspId  : 2/1/2
EgrNextHop     : 10.10.11.4
Egr. Flags     : None           Ing. Flags : None
Egr If Name     : ip-10.10.11.3
Metric          : 1000         Mtu         : 1500
-----
Prefix          : 10.20.1.5/32
Op              : Push
Ing Lbl         : --           Egr Lbl     : 262143
Egr Int/LspId  : 2/1/1
EgrNextHop     : 10.10.5.5
Egr. Flags     : None           Ing. Flags : None
Egr If Name     : ip-10.10.5.3
Metric          : 1000         Mtu         : 1500
-----
Prefix          : 10.20.1.5/32
Op              : Swap
Ing Lbl         : 262137        Egr Lbl     : 262143
Egr Int/LspId  : 2/1/1
EgrNextHop     : 10.10.5.5
Egr. Flags     : None           Ing. Flags : None
Egr If Name     : ip-10.10.5.3
Metric          : 1000         Mtu         : 1500
-----
Prefix          : 10.20.1.6/32
Op              : Push
Ing Lbl         : --           Egr Lbl     : 262137
Egr Int/LspId  : 2/1/2
EgrNextHop     : 10.10.11.4
Egr. Flags     : None           Ing. Flags : None
Egr If Name     : ip-10.10.11.3
Metric          : 2000         Mtu         : 1500
-----
Prefix          : 10.20.1.6/32
Op              : Swap
Ing Lbl         : 262135        Egr Lbl     : 262137
Egr Int/LspId  : 2/1/2
EgrNextHop     : 10.10.11.4
Egr. Flags     : None           Ing. Flags : None
Egr If Name     : ip-10.10.11.3
Metric          : 2000         Mtu         : 1500
  
```

```

=====
No. of IPv4 Prefix Active Bindings: 11
=====

LDP IPv6 Prefix Bindings (Active)
=====
-----
Prefix      : 3ffe::a14:101/128
Op          : Push
Ing Lbl     : --                Egr Lbl    : 262142
Egr Int/LspId : 1/1/1
EgrNextHop  : fe80::21
Egr. Flags  : None                Ing. Flags : None
Egr If Name : ip-10.10.2.3
Metric      : 1000                Mtu       : 1500
-----
Prefix      : 3ffe::a14:101/128
Op          : Swap
Ing Lbl     : 262136             Egr Lbl    : 262142
Egr Int/LspId : 1/1/1
EgrNextHop  : fe80::21
Egr. Flags  : None                Ing. Flags : None
Egr If Name : ip-10.10.2.3
Metric      : 1000                Mtu       : 1500
-----
Prefix      : 3ffe::a14:102/128
Op          : Push
Ing Lbl     : --                Egr Lbl    : 262142
Egr Int/LspId : lag-1
EgrNextHop  : fe80::122
Egr. Flags  : None                Ing. Flags : None
Egr If Name : ip-10.10.12.3
Metric      : 333                 Mtu       : 1500
-----
Prefix      : 3ffe::a14:102/128
Op          : Swap
Ing Lbl     : 262138             Egr Lbl    : 262142
Egr Int/LspId : lag-1
EgrNextHop  : fe80::122
Egr. Flags  : None                Ing. Flags : None
Egr If Name : ip-10.10.12.3
Metric      : 333                 Mtu       : 1500
-----
Prefix      : 3ffe::a14:103/128
Op          : Pop
Ing Lbl     : 262142             Egr Lbl    : --
Egr Int/LspId : --
EgrNextHop  : --
Egr. Flags  : None                Ing. Flags : None
-----
Prefix      : 3ffe::a14:104/128
Op          : Push
Ing Lbl     : --                Egr Lbl    : 262142
Egr Int/LspId : 2/1/2
EgrNextHop  : fe80::114
Egr. Flags  : None                Ing. Flags : None
Egr If Name : ip-10.10.11.3
Metric      : 1000                Mtu       : 1500
-----
Prefix      : 3ffe::a14:104/128
Op          : Swap
Ing Lbl     : 262134             Egr Lbl    : 262142
Egr Int/LspId : 2/1/2
  
```

```

EgrNextHop      : fe80::114
Egr. Flags      : None                Ing. Flags : None
Egr If Name     : ip-10.10.11.3
Metric          : 1000                Mtu       : 1500
-----
Prefix          : 3ffe::a14:105/128
Op              : Push
Ing Lbl         : --                  Egr Lbl   : 262142
Egr Int/LspId  : 2/1/1
EgrNextHop     : fe80::55
Egr. Flags     : None                Ing. Flags : None
Egr If Name    : ip-10.10.5.3
Metric         : 1000                Mtu       : 1500
-----
Prefix          : 3ffe::a14:105/128
Op              : Swap
Ing Lbl         : 262132              Egr Lbl   : 262142
Egr Int/LspId  : 2/1/1
EgrNextHop     : fe80::55
Egr. Flags     : None                Ing. Flags : None
Egr If Name    : ip-10.10.5.3
Metric         : 1000                Mtu       : 1500
-----
Prefix          : 3ffe::a14:106/128
Op              : Push
Ing Lbl         : --                  Egr Lbl   : 262136
Egr Int/LspId  : 2/1/2
EgrNextHop     : fe80::114
Egr. Flags     : None                Ing. Flags : None
Egr If Name    : ip-10.10.11.3
Metric         : 2000                Mtu       : 1500
-----
Prefix          : 3ffe::a14:106/128
Op              : Swap
Ing Lbl         : 262133              Egr Lbl   : 262136
Egr Int/LspId  : 2/1/2
EgrNextHop     : fe80::114
Egr. Flags     : None                Ing. Flags : None
Egr If Name    : ip-10.10.11.3
Metric         : 2000                Mtu       : 1500
=====
No. of IPv6 Prefix Active Bindings: 11
=====
LDP Generic IPv4 P2MP Bindings (Active)
=====
No Matching Entries Found
=====
LDP Generic IPv6 P2MP Bindings (Active)
=====
No Matching Entries Found
=====
LDP In-Band-SSM IPv4 P2MP Bindings (Active)
=====
No Matching Entries Found
=====
LDP In-Band-SSM IPv6 P2MP Bindings (Active)
=====
No Matching Entries Found
=====
  
```

```

LDP In-Band-VPN-SSM IPv4 P2MP Bindings (Active)
=====
No Matching Entries Found
=====

LDP In-Band-VPN-SSM IPv6 P2MP Bindings (Active)
=====
No Matching Entries Found
=====

*A:Dut-C# show router ldp bindings active egress-if 2/1/2
=====
LDP Bindings (IPv4 LSR ID 10.20.1.3:0)
              (IPv6 LSR ID 3ffe::a14:103[0])
=====
Legend: U - Label In Use, N - Label Not In Use, W - Label Withdrawn
        WP - Label Withdraw Pending, BU - Alternate For Fast Re-Route
        (S) - Static          (M) - Multi-homed Secondary Support
        (B) - BGP Next Hop (BU) - Alternate Next-hop for Fast Re-Route
=====
LDP IPv4 Prefix Bindings (Active)
=====
Prefix          Op          IngLbl   EgrLbl
EgrNextHop      EgrIf/LspId
-----
10.20.1.4/32    Push         --       262143
10.10.11.4      2/1/2
10.20.1.4/32    Swap        262139   262143
10.10.11.4      2/1/2
10.20.1.6/32    Push         --       262137
10.10.11.4      2/1/2
10.20.1.6/32    Swap        262135   262137
10.10.11.4      2/1/2
-----
No. of IPv4 Prefix Active Bindings: 4
=====

LDP IPv6 Prefix Bindings (Active)
=====
Prefix          Op          IngLbl   EgrLbl
EgrNextHop      EgrIf/LspId
-----
3ffe::a14:104/128 Push         --       262142
fe80::114       2/1/2
3ffe::a14:104/128 Swap        262134   262142
fe80::114       2/1/2
3ffe::a14:106/128 Push         --       262136
fe80::114       2/1/2
3ffe::a14:106/128 Swap        262133   262136
fe80::114       2/1/2
-----
No. of IPv6 Prefix Active Bindings: 4
=====

LDP Generic IPv4 P2MP Bindings (Active)
=====
P2MP-Id          Interface
  
```



```

RootAddr                               Op      IngLbl  EgrLbl
EgrNH                                  EgrIf/LspId
-----
No Matching Entries Found
=====
LDP Generic IPv6 P2MP Bindings (Active)
=====
P2MP-Id                               Interface
RootAddr                               Op      IngLbl  EgrLbl
EgrNH                                  EgrIf/LspId
-----
No Matching Entries Found
=====
LDP In-Band-SSM IPv4 P2MP Bindings (Active)
=====
Source                                 Interface
Group                                  Op      IngLbl  EgrLbl
RootAddr                               EgrIf/LspId
EgrNH
-----
No Matching Entries Found
=====
LDP In-Band-SSM IPv6 P2MP Bindings (Active)
=====
Source                                 Interface
Group                                  Op      IngLbl  EgrLbl
RootAddr                               EgrIf/LspId
EgrNH
-----
No Matching Entries Found
=====
LDP In-Band-SSM IPv4 P2MP Bindings (Active)
=====
Source                                 RD      Op      IngLbl  EgrLbl
Group                                  Interface
RootAddr                               EgrIf/LspId
EgrNH
-----
No Matching Entries Found
=====
LDP In-Band-VPN-SSM IPv6 P2MP Bindings (Active)
=====
Source                                 RD      Op      IngLbl  EgrLbl
Group                                  Interface
RootAddr                               EgrIf/LspId
EgrNH
-----
No Matching Entries Found
=====
*A:Dut-C# show router ldp bindings active egress-nh 10.10.11.4
=====
LDP Bindings (IPv4 LSR ID 10.20.1.3:0)
(IPv6 LSR ID 3ffe::a14:103[0])
=====
Legend: U - Label In Use, N - Label Not In Use, W - Label Withdrawn
        WP - Label Withdraw Pending, BU - Alternate For Fast Re-Route
        (S) - Static (M) - Multi-homed Secondary Support
        (B) - BGP Next Hop (BU) - Alternate Next-hop for Fast Re-Route
  
```

```

=====
LDP IPv4 Prefix Bindings (Active)
=====
Prefix                               Op           IngLbl      EgrLbl
EgrNextHop                           EgrIf/LspId
-----
10.20.1.4/32                          Push         --          262143
10.10.11.4                             2/1/2
10.20.1.4/32                          Swap         262139     262143
10.10.11.4                             2/1/2
10.20.1.6/32                          Push         --          262137
10.10.11.4                             2/1/2
10.20.1.6/32                          Swap         262135     262137
10.10.11.4                             2/1/2
-----
No. of IPv4 Prefix Active Bindings: 4
=====
LDP IPv6 Prefix Bindings (Active)
=====
Prefix                               Op           IngLbl      EgrLbl
EgrNextHop                           EgrIf/LspId
-----
No Matching Entries Found
=====
LDP Generic IPv4 P2MP Bindings (Active)
=====
P2MP-Id                               Interface
RootAddr                              Op           IngLbl      EgrLbl
EgrNH                                  EgrIf/LspId
-----
No Matching Entries Found
=====
LDP Generic IPv6 P2MP Bindings (Active)
=====
P2MP-Id                               Interface
RootAddr                              Op           IngLbl      EgrLbl
EgrNH                                  EgrIf/LspId
-----
No Matching Entries Found
=====
LDP In-Band-SSM IPv4 P2MP Bindings (Active)
=====
Source                                 Interface
Group                                  Op           IngLbl      EgrLbl
RootAddr                              EgrIf/LspId
EgrNH
-----
No Matching Entries Found
=====
LDP In-Band-SSM IPv6 P2MP Bindings (Active)
=====
Source                                 Interface
Group                                  Op           IngLbl      EgrLbl
RootAddr                              EgrIf/LspId
EgrNH
=====

```

```

-----
No Matching Entries Found
=====
LDP In-Band-VPN-SSM IPv4 P2MP Bindings (Active)
=====
Source
Group          RD          Op
RootAddr      Interface  IngLbl    EgrLbl
EgrNH         EgrIf/LspId
-----
No Matching Entries Found
=====
LDP In-Band-VPN-SSM IPv6 P2MP Bindings (Active)
=====
Source
Group          RD          Op
RootAddr      Interface  IngLbl    EgrLbl
EgrNH         EgrIf/LspId
-----
No Matching Entries Found
=====
*A:Dut-C# show router ldp bindings active ipv4
=====
LDP Bindings (IPv4 LSR ID 10.20.1.3:0)
              (IPv6 LSR ID 3ffe::a14:103[0])
=====
Legend: U - Label In Use, N - Label Not In Use, W - Label Withdrawn
        WP - Label Withdraw Pending, BU - Alternate For Fast Re-Route
        (S) - Static          (M) - Multi-homed Secondary Support
        (B) - BGP Next Hop (BU) - Alternate Next-hop for Fast Re-Route
=====
LDP IPv4 Prefix Bindings (Active)
=====
Prefix          Op          IngLbl    EgrLbl
EgrNextHop     EgrIf/LspId
-----
10.20.1.1/32    Push        --        262143
10.10.2.1      1/1/1
-----
10.20.1.1/32    Swap        262141    262143
10.10.2.1      1/1/1
-----
10.20.1.2/32    Push        --        262143
10.10.12.2     lag-1
-----
10.20.1.2/32    Swap        262140    262143
10.10.12.2     lag-1
-----
10.20.1.3/32    Pop         262143    --
--            --
-----
10.20.1.4/32    Push        --        262143
10.10.11.4     2/1/2
-----
10.20.1.4/32    Swap        262139    262143
10.10.11.4     2/1/2
-----
10.20.1.5/32    Push        --        262143
10.10.5.5      2/1/1
-----
10.20.1.5/32    Swap        262137    262143
  
```

```

10.10.5.5                2/1/1
10.20.1.6/32            Push          --      262137
10.10.11.4              2/1/2
10.20.1.6/32            Swap          262135  262137
10.10.11.4              2/1/2
-----
No. of IPv4 Prefix Active Bindings: 11
=====
LDP Generic IPv4 P2MP Bindings (Active)
=====
P2MP-Id                Interface
RootAddr               Op           IngLbl      EgrLbl
EgrNH                  EgrIf/LspId
-----
No Matching Entries Found
=====
LDP In-Band-SSM IPv4 P2MP Bindings (Active)
=====
Source                  Interface
Group                   Op           IngLbl      EgrLbl
RootAddr                EgrIf/LspId
EgrNH
-----
No Matching Entries Found
=====
LDP In-Band-VPN-SSM IPv4 P2MP Bindings (Active)
=====
Source                  RD           Op           IngLbl      EgrLbl
Group                   Interface    EgrIf/LspId
RootAddr
EgrNH
-----
No Matching Entries Found
=====
*A:Dut-C# show router ldp bindings active ipv6
=====
LDP Bindings (IPv4 LSR ID 10.20.1.3:0)
(IPv6 LSR ID 3ffe::a14:103[0])
=====
Legend: U - Label In Use, N - Label Not In Use, W - Label Withdrawn
WP - Label Withdraw Pending, BU - Alternate For Fast Re-Route
(S) - Static (M) - Multi-homed Secondary Support
(B) - BGP Next Hop (BU) - Alternate Next-hop for Fast Re-Route
=====
LDP IPv6 Prefix Bindings (Active)
=====
Prefix                  Op           IngLbl      EgrLbl
EgrNextHop              EgrIf/LspId
-----
3ffe::a14:101/128      Push          --      262142
fe80::21               1/1/1
3ffe::a14:101/128      Swap          262136  262142
fe80::21               1/1/1
3ffe::a14:102/128      Push          --      262142
fe80::122              lag-1
  
```

```

3ffe::a14:102/128      Swap      262138  262142
fe80::122             lag-1

3ffe::a14:103/128      Pop       262142   --
--                  --

3ffe::a14:104/128      Push     --      262142
fe80::114             2/1/2

3ffe::a14:104/128      Swap     262134  262142
fe80::114             2/1/2

3ffe::a14:105/128      Push     --      262142
fe80::55              2/1/1

3ffe::a14:105/128      Swap     262132  262142
fe80::55              2/1/1

3ffe::a14:106/128      Push     --      262136
fe80::114             2/1/2

3ffe::a14:106/128      Swap     262133  262136
fe80::114             2/1/2

-----
No. of IPv6 Prefix Active Bindings: 11
=====
LDP Generic IPv6 P2MP Bindings (Active)
=====
P2MP-Id      Interface
RootAddr    Op          IngLbl    EgrLbl
EgrNH       EgrIf/LspId
-----
No Matching Entries Found
=====
LDP In-Band-SSM IPv6 P2MP Bindings (Active)
=====
Source      Interface
Group      Op          IngLbl    EgrLbl
RootAddr   EgrIf/LspId
EgrNH
-----
No Matching Entries Found
=====
LDP In-Band-VPN-SSM IPv6 P2MP Bindings (Active)
=====
Source      RD          Op
Group      Interface  IngLbl    EgrLbl
RootAddr   EgrIf/LspId
EgrNH
-----
No Matching Entries Found
=====
*A:Dut-C# show router ldp bindings active summary
No. of IPv4 Prefix Active Bindings: 11
No. of IPv6 Prefix Active Bindings: 11
No. of Generic IPv4 P2MP Active Bindings: 0
No. of Generic IPv6 P2MP Active Bindings: 0
No. of In-Band-SSM IPv4 P2MP Active Bindings: 0
No. of In-Band-SSM IPv6 P2MP Active Bindings: 0
  
```

```

No. of In-Band-VPN-SSM IPv4 P2MP Active Bindings: 0
No. of In-Band-VPN-SSM IPv6 P2MP Active Bindings: 0
*A:Dut-C#

*A:Dut-C# show router ldp bindings active prefixes
=====
LDP Bindings (IPv4 LSR ID 10.20.1.3:0)
              (IPv6 LSR ID 3ffe::a14:103[0])
=====
Legend: U - Label In Use, N - Label Not In Use, W - Label Withdrawn
        WP - Label Withdraw Pending, BU - Alternate For Fast Re-Route
        (S) - Static          (M) - Multi-homed Secondary Support
        (B) - BGP Next Hop (BU) - Alternate Next-hop for Fast Re-Route
=====
LDP IPv4 Prefix Bindings (Active)
=====
Prefix          Op          IngLbl  EgrLbl
EgrNextHop      EgrIf/LspId
-----
10.20.1.1/32    Push          --      262143
10.10.2.1       1/1/1
10.20.1.1/32    Swap          262141  262143
10.10.2.1       1/1/1
10.20.1.2/32    Push          --      262143
10.10.12.2      lag-1
10.20.1.2/32    Swap          262140  262143
10.10.12.2      lag-1
10.20.1.3/32    Pop           262143  --
--              --
10.20.1.4/32    Push          --      262143
10.10.11.4      2/1/2
10.20.1.4/32    Swap          262139  262143
10.10.11.4      2/1/2
10.20.1.5/32    Push          --      262143
10.10.5.5       2/1/1
10.20.1.5/32    Swap          262137  262143
10.10.5.5       2/1/1
10.20.1.6/32    Push          --      262137
10.10.11.4      2/1/2
10.20.1.6/32    Swap          262135  262137
10.10.11.4      2/1/2
-----
No. of IPv4 Prefix Active Bindings: 11
=====
LDP IPv6 Prefix Bindings (Active)
=====
Prefix          Op          IngLbl  EgrLbl
EgrNextHop      EgrIf/LspId
-----
3ffe::a14:101/128 Push          --      262142
fe80::21        1/1/1
  
```

3ffe::a14:101/128 fe80::21	Swap 1/1/1	262136	262142
3ffe::a14:102/128 fe80::122	Push lag-1	--	262142
3ffe::a14:102/128 fe80::122	Swap lag-1	262138	262142
3ffe::a14:103/128 --	Pop --	262142	--
3ffe::a14:104/128 fe80::114	Push 2/1/2	--	262142
3ffe::a14:104/128 fe80::114	Swap 2/1/2	262134	262142
3ffe::a14:105/128 fe80::55	Push 2/1/1	--	262142
3ffe::a14:105/128 fe80::55	Swap 2/1/1	262132	262142
3ffe::a14:106/128 fe80::114	Push 2/1/2	--	262136
3ffe::a14:106/128 fe80::114	Swap 2/1/2	262133	262136

 No. of IPv6 Prefix Active Bindings: 11
 =====

*A:Dut-C#

*A:Dut-C# show router ldp bindings active prefixes ipv4
 =====

LDP Bindings (IPv4 LSR ID 10.20.1.3:0)
 (IPv6 LSR ID 3ffe::a14:103[0])
 =====

Legend: U - Label In Use, N - Label Not In Use, W - Label Withdrawn
 WP - Label Withdraw Pending, BU - Alternate For Fast Re-Route
 (S) - Static (M) - Multi-homed Secondary Support
 (B) - BGP Next Hop (BU) - Alternate Next-hop for Fast Re-Route
 =====

LDP IPv4 Prefix Bindings (Active)
 =====

Prefix EgrNextHop	Op EgrIf/LspId	IngLbl	EgrLbl
10.20.1.1/32 10.10.2.1	Push 1/1/1	--	262143
10.20.1.1/32 10.10.2.1	Swap 1/1/1	262141	262143
10.20.1.2/32 10.10.12.2	Push lag-1	--	262143
10.20.1.2/32 10.10.12.2	Swap lag-1	262140	262143
10.20.1.3/32 --	Pop --	262143	--

```

10.20.1.4/32          Push          --          262143
10.10.11.4           2/1/2

10.20.1.4/32          Swap          262139      262143
10.10.11.4           2/1/2

10.20.1.5/32          Push          --          262143
10.10.5.5            2/1/1

10.20.1.5/32          Swap          262137      262143
10.10.5.5            2/1/1

10.20.1.6/32          Push          --          262137
10.10.11.4           2/1/2

10.20.1.6/32          Swap          262135      262137
10.10.11.4           2/1/2

-----
No. of IPv4 Prefix Active Bindings: 11
=====
*A:Dut-C#

*A:Dut-C# show router ldp bindings active prefixes ipv6

=====
LDP Bindings (IPv4 LSR ID 10.20.1.3:0)
(IPv6 LSR ID 3ffe::a14:103[0])
=====
Legend: U - Label In Use, N - Label Not In Use, W - Label Withdrawn
WP - Label Withdraw Pending, BU - Alternate For Fast Re-Route
(S) - Static (M) - Multi-homed Secondary Support
(B) - BGP Next Hop (BU) - Alternate Next-hop for Fast Re-Route
=====
LDP IPv6 Prefix Bindings (Active)
=====
Prefix          Op          IngLbl      EgrLbl
EgrNextHop     EgrIf/LspId
-----
3ffe::a14:101/128  Push          --          262142
fe80::21         1/1/1

3ffe::a14:101/128  Swap          262136      262142
fe80::21         1/1/1

3ffe::a14:102/128  Push          --          262142
fe80::122        lag-1

3ffe::a14:102/128  Swap          262138      262142
fe80::122        lag-1

3ffe::a14:103/128  Pop           262142      --
--              --

3ffe::a14:104/128  Push          --          262142
fe80::114        2/1/2

3ffe::a14:104/128  Swap          262134      262142
fe80::114        2/1/2

3ffe::a14:105/128  Push          --          262142
fe80::55         2/1/1
  
```



```

3ffe::a14:105/128      Swap      262132  262142
fe80::55              2/1/1

3ffe::a14:106/128    Push      --      262136
fe80::114            2/1/2

3ffe::a14:106/128    Swap      262133  262136
fe80::114            2/1/2

-----
No. of IPv6 Prefix Active Bindings: 11
=====
*A:Dut-C#

*A:Dut-C# show router ldp bindings active prefixes prefix 3ffe::a14:101/128 detail
egress-if 1/1/1
=====
LDP Bindings (IPv4 LSR ID 10.20.1.3:0)
(IPv6 LSR ID 3ffe::a14:103[0])
=====
Legend: U - Label In Use, N - Label Not In Use, W - Label Withdrawn
        WP - Label Withdraw Pending, BU - Alternate For Fast Re-Route
        (S) - Static          (M) - Multi-homed Secondary Support
        (B) - BGP Next Hop (BU) - Alternate Next-hop for Fast Re-Route
=====
LDP IPv6 Prefix Bindings (Active)
=====
Prefix      : 3ffe::a14:101/128
Op          : Push
Ing Lbl     : --          Egr Lbl    : 262142
Egr Int/LspId : 1/1/1
EgrNextHop  : fe80::21
Egr. Flags  : None       Ing. Flags : None
Egr If Name : ip-10.10.2.3
Metric      : 1000       Mtu       : 1500
-----
Prefix      : 3ffe::a14:101/128
Op          : Swap
Ing Lbl     : 262136     Egr Lbl    : 262142
Egr Int/LspId : 1/1/1
EgrNextHop  : fe80::21
Egr. Flags  : None       Ing. Flags : None
Egr If Name : ip-10.10.2.3
Metric      : 1000       Mtu       : 1500
=====
No. of IPv6 Prefix Active Bindings: 2
=====
*A:Dut-C#

*A:Dut-C# show router ldp bindings active prefixes prefix 3ffe::a14:101/128 egress-
nh fe80::21
=====
LDP Bindings (IPv4 LSR ID 10.20.1.3:0)
(IPv6 LSR ID 3ffe::a14:103[0])
=====
Legend: U - Label In Use, N - Label Not In Use, W - Label Withdrawn
        WP - Label Withdraw Pending, BU - Alternate For Fast Re-Route
        (S) - Static          (M) - Multi-homed Secondary Support
        (B) - BGP Next Hop (BU) - Alternate Next-hop for Fast Re-Route
=====
LDP IPv6 Prefix Bindings (Active)
=====
Prefix      Op          IngLbl    EgrLbl

```

```

EgrNextHop                                     EgrIf/LspId
-----
3ffe::a14:101/128                             Push          --      262142
fe80::21                                       1/1/1

3ffe::a14:101/128                             Swap          262136  262142
fe80::21                                       1/1/1

-----
No. of IPv6 Prefix Active Bindings: 2
=====
*A:Dut-C#

*A:SRU4# show router ldp bindings active p2mp
=====
LDP Bindings (IPv4 LSR ID 192.168.1.4:0)
              (IPv6 LSR ID 3ffe::6e14:104[0])
=====
Legend: U - Label In Use, N - Label Not In Use, W - Label Withdrawn
        WP - Label Withdraw Pending, BU - Alternate For Fast Re-Route
=====
LDP Generic IPv4 P2MP Bindings (Active)
=====
P2MP-Id      Interface      IngLbl      EgrLbl
RootAddr     Op            EgrIf/LspId
EgrNH
-----
8193         77156
192.168.1.1  Pop          255042      --
--          --

8193         77156
192.168.1.1  Swap        255042      259773
192.168.110.110 3/1/5:1

8193         77156
192.168.1.1  Pop          258780BU    --
--          --

8193         77156
192.168.1.1  Swap        258780BU    259773
192.168.110.110 3/1/5:1

8194         77157
192.168.1.1  Pop          255041      --
--          --

8194         77157
192.168.1.1  Swap        255041      259772
192.168.110.110 3/1/5:1

8194         77157
192.168.1.1  Pop          258779BU    --
--          --

8194         77157
192.168.1.1  Swap        258779BU    259772
192.168.110.110 3/1/5:1

8195         77158
192.168.1.1  Pop          255040      --
--          --

8195         77158
  
```

```

192.168.1.1          Swap          255040    259769
192.168.110.110     3/1/5:1
8195                77158
192.168.1.1        Pop          258777BU  --
--                 --
8195                77158
192.168.1.1        Swap          258777BU  259769
*A:SRU4#
  
```

The following show output displays recursive FECs.

```

A:Dut-C# show router ldp bindings active p2mp
=====
LDP Bindings (IPv4 LSR ID 10.20.1.3)
(IPv6 LSR ID ::)
=====
Legend: U - Label In Use, N - Label Not In Use, W - Label Withdrawn
WP - Label Withdraw Pending, BU - Alternate For Fast Re-Route
LF - Lower FEC, UF - Upper FEC
=====
LDP Recursive with In-Band-SSM IPv4 P2MP Bindings (Active)
=====
RootAddr
InnerRootAddr
Source          Interface
Group           Op          IngLbl    EgrLbl
EgrNH           EgrIf/LspId
-----
10.4.0.2
10.20.1.6
10.0.101.10     73728
192.168.1.1     Pop        262135    --
--             --
10.4.0.2 (UF)
10.20.1.6
10.0.101.10     73728
192.168.1.1     Swap        262135    Stitched
--             --
10.20.1.3 (LF)
10.20.1.6
10.0.101.10     Unknw
192.168.1.1     Push        --         262139
10.3.0.1        lag-1
10.20.1.3 (LF)
10.20.1.6
10.0.101.10     Unknw
192.168.1.1     Push        --         262139
10.33.0.1       1/1/2:2
-----
No. of In-Band-SSM IPv4 P2MP Active Bindings: 4
=====

*A:SRU4# show router ldp bindings active p2mp p2mp-id 1 root 192.168.1.2
=====
LDP Bindings (IPv4 LSR ID 192.168.1.4:0)
(IPv6 LSR ID 3ffe::6e14:104[0])
=====
Legend: U - Label In Use, N - Label Not In Use, W - Label Withdrawn
WP - Label Withdraw Pending, BU - Alternate For Fast Re-Route
=====
  
```

```

LDP Generic IPv4 P2MP Bindings (Active)
=====
P2MP-Id      Interface
RootAddr    Op          IngLbl    EgrLbl
EgrNH       EgrIf/LspId
-----
1           73728
192.168.1.2 Pop          253348    --
--          --

1           73728
192.168.1.2 Swap        253348    256245
192.168.58.6 3/2/3:8

1           73728
192.168.1.2 Pop          260103BU  --
--          --

1           73728
192.168.1.2 Swap        260103BU  256245
192.168.58.6 3/2/3:8

-----
No. of Generic IPv4 P2MP Active Bindings: 4
=====
*A:SRU4#

*A:SRU4# show router ldp bindings active p2mp p2mp-id 1 root 192.168.1.2 summary
No. of Generic IPv4 P2MP Active Bindings: 4
*A:SRU4# show router ldp bindings active p2mp p2mp-id 1 root 192.168.1.2 detail
=====
LDP Bindings (IPv4 LSR ID 192.168.1.4:0)
(IPv6 LSR ID 3ffe::6e14:104[0])
=====
Legend: U - Label In Use, N - Label Not In Use, W - Label Withdrawn
WP - Label Withdraw Pending, BU - Alternate For Fast Re-Route
=====
LDP Generic IPv4 P2MP Bindings (Active)
=====
-----
P2MP Type    : 1          P2MP-Id    : 1
Root-Addr    : 192.168.1.2
-----
Op           : Pop
Ing Lbl      : 253348
Egr Lbl      : --
Egr Int/LspId : --
EgrNextHop   : --
Egr. Flags   : None          Ing. Flags : None
-----
P2MP Type    : 1          P2MP-Id    : 1
Root-Addr    : 192.168.1.2
-----
Op           : Swap
Ing Lbl      : 253348
Egr Lbl      : 256245
Egr Int/LspId : 3/2/3:8
EgrNextHop   : 192.168.58.6
Egr. Flags   : None          Ing. Flags : None
Egr If Name   : src-1.8
Metric       : 1             Mtu         : 1500
-----
P2MP Type    : 1          P2MP-Id    : 1
  
```

```

Root-Addr      : 192.168.1.2
-----
Op             : Pop
Ing Lbl       : 260103BU
Egr Lbl      : --
Egr Int/LspId : --
EgrNextHop    : --
Egr. Flags   : None                Ing. Flags : None
-----
P2MP Type     : 1                  P2MP-Id    : 1
Root-Addr     : 192.168.1.2
-----
Op             : Swap
Ing Lbl       : 260103BU
Egr Lbl      : 256245
Egr Int/LspId : 3/2/3:8
EgrNextHop    : 192.168.58.6
Egr. Flags   : None                Ing. Flags : None
Egr If Name   : src-1.8
Metric        : 1                  Mtu        : 1500
=====
No. of Generic IPv4 P2MP Active Bindings: 4
=====
*A:SRU4#

*A:SRU4# show router ldp bindings active p2mp p2mp-
id 1 root 192.168.1.2 detail egress-
if 3/2/3:8
=====
LDP Bindings (IPv4 LSR ID 192.168.1.4:0)
              (IPv6 LSR ID 3ffe::6e14:104[0])
=====
Legend: U - Label In Use, N - Label Not In Use, W - Label Withdrawn
       WP - Label Withdraw Pending, BU - Alternate For Fast Re-Route
=====
LDP Generic IPv4 P2MP Bindings (Active)
=====
-----
P2MP Type     : 1                  P2MP-Id    : 1
Root-Addr     : 192.168.1.2
-----
Op             : Swap
Ing Lbl       : 253348
Egr Lbl      : 256245
Egr Int/LspId : 3/2/3:8
EgrNextHop    : 192.168.58.6
Egr. Flags   : None                Ing. Flags : None
Egr If Name   : src-1.8
Metric        : 1                  Mtu        : 1500
-----
P2MP Type     : 1                  P2MP-Id    : 1
Root-Addr     : 192.168.1.2
-----
Op             : Swap
Ing Lbl       : 260103BU
Egr Lbl      : 256245
Egr Int/LspId : 3/2/3:8
EgrNextHop    : 192.168.58.6
Egr. Flags   : None                Ing. Flags : None
Egr If Name   : src-1.8
Metric        : 1                  Mtu        : 1500
=====
No. of Generic IPv4 P2MP Active Bindings: 2
=====

```

```

*A:SRU4#

*A:SRU4# show router ldp bindings active p2mp p2mp-id 1 root 192.168.1.2 egress-nh
192.168.58.6
=====
LDP Bindings (IPv4 LSR ID 192.168.1.4:0)
              (IPv6 LSR ID 3ffe::6e14:104[0])
=====
Legend: U - Label In Use, N - Label Not In Use, W - Label Withdrawn
        WP - Label Withdraw Pending, BU - Alternate For Fast Re-Route
=====
LDP Generic IPv4 P2MP Bindings (Active)
=====
P2MP-Id      Interface
RootAddr     Op          IngLbl    EgrLbl
EgrNH        EgrIf/LspId
-----
1            73728
192.168.1.2  Swap        253348   256245
192.168.58.6 3/2/3:8

1            73728
192.168.1.2  Swap        260103BU 256245
192.168.58.6 3/2/3:8

-----
No. of Generic IPv4 P2MP Active Bindings: 2
=====
*A:SRU4#

*A:SRU4# show router ldp bindings active p2mp ipv4 summary
No. of Generic IPv4 P2MP Active Bindings: 8870
No. of In-Band-SSM IPv4 P2MP Active Bindings: 182
No. of In-Band-VPN-SSM IPv4 P2MP Active Bindings: 0
*A:SRU4#
*A:SRU4# show router ldp bindings active p2mp ipv4 detail
=====
LDP Bindings (IPv4 LSR ID 192.168.1.4:0)
              (IPv6 LSR ID 3ffe::6e14:104[0])
=====
Legend: U - Label In Use, N - Label Not In Use, W - Label Withdrawn
        WP - Label Withdraw Pending, BU - Alternate For Fast Re-Route
=====
LDP Generic IPv4 P2MP Bindings (Active)
=====
P2MP Type    : 1                P2MP-Id     : 8193
Root-Addr    : 192.168.1.1
-----
Op           : Pop
Ing Lbl      : 255042
Egr Lbl      : --
Egr Int/LspId : --
EgrNextHop   : --
Egr. Flags   : None             Ing. Flags  : None
-----
P2MP Type    : 1                P2MP-Id     : 8193
Root-Addr    : 192.168.1.1
-----
Op           : Swap
Ing Lbl      : 255042
Egr Lbl      : 259773
  
```

```

Egr Int/LspId : 3/1/5:1
EgrNextHop   : 192.168.110.110
Egr. Flags   : None           Ing. Flags : None
Egr If Name  : sicily1-1:1
Metric       : 1             Mtu        : 9194
-----
P2MP Type    : 1             P2MP-Id    : 8193
Root-Addr    : 192.168.1.1
-----
Op           : Pop
Ing Lbl      : 258780BU
Egr Lbl     : --
Egr Int/LspId : --
EgrNextHop  : --
Egr. Flags   : None           Ing. Flags : None
-----
P2MP Type    : 1             P2MP-Id    : 8193
Root-Addr    : 192.168.1.1
-----
Op           : Swap
Ing Lbl      : 258780BU
Egr Lbl     : 259773
Egr Int/LspId : 3/1/5:1
EgrNextHop  : 192.168.110.110
Egr. Flags   : None           Ing. Flags : None
Egr If Name  : sicily1-1:1
Metric       : 1             Mtu        : 9194
-----
P2MP Type    : 1             P2MP-Id    : 8194
Root-Addr    : 192.168.1.1
-----
Op           : Pop
Ing Lbl      : 255041
*A:SRU4#

*A:SRU4# show router ldp bindings active p2mp ipv4 egress-if 3/1/5:1
=====
LDP Bindings (IPv4 LSR ID 192.168.1.4:0)
              (IPv6 LSR ID 3ffe::6e14:104[0])
=====
Legend: U - Label In Use, N - Label Not In Use, W - Label Withdrawn
       WP - Label Withdraw Pending, BU - Alternate For Fast Re-Route
=====
LDP Generic IPv4 P2MP Bindings (Active)
=====
P2MP-Id      Interface      IngLbl      EgrLbl
RootAddr     Op
EgrNH        EgrIf/LspId
-----
8193          77156
192.168.1.1  Swap                255042      259773
192.168.110.110 3/1/5:1

8193          77156
192.168.1.1  Swap                258780BU    259773
192.168.110.110 3/1/5:1

8194          77157
192.168.1.1  Swap                255041      259772
192.168.110.110 3/1/5:1

8194          77157
192.168.1.1  Swap                258779BU    259772
  
```

```

192.168.110.110          3/1/5:1

8195                    77158
192.168.1.1            Swap          255040    259769
192.168.110.110       3/1/5:1

8195                    77158
192.168.1.1            Swap          258777BU  259769
192.168.110.110       3/1/5:1

8196                    77159
192.168.1.1            Swap          255039    259768
192.168.110.110       3/1/5:1

8196                    77159
192.168.1.1            Swap          258772BU  259768
192.168.110.110       3/1/5:1

8197                    77160
192.168.1.1            Swap          255034    259762
192.168.110.110       3/1/5:1

8197                    77160
192.168.1.1            Swap          258758BU  259762
192.168.110.110       3/1/5:1

8198                    77161
192.168.1.1            Swap          255033    259761
192.168.110.110       3/1/5:1

8198                    77161
192.168.1.1            Swap          258755BU  259761
*A:SRU4#

*A:SRU4# show router ldp bindings active p2mp ipv4 egress-nh 192.168.110.110
=====
LDP Bindings (IPv4 LSR ID 192.168.1.4:0)
          (IPv6 LSR ID 3ffe::6e14:104[0])
=====
Legend: U - Label In Use, N - Label Not In Use, W - Label Withdrawn
        WP - Label Withdraw Pending, BU - Alternate For Fast Re-Route
=====
LDP Generic IPv4 P2MP Bindings (Active)
=====
P2MP-Id      Interface
RootAddr    Op          IngLbl      EgrLbl
EgrNH       EgrIf/LspId
-----
8193        77156
192.168.1.1 Swap          255042      259773
192.168.110.110 3/1/5:1

8193        77156
192.168.1.1 Swap          258780BU    259773
192.168.110.110 3/1/5:1

8194        77157
192.168.1.1 Swap          255041      259772
192.168.110.110 3/1/5:1

8194        77157
192.168.1.1 Swap          258779BU    259772
192.168.110.110 3/1/5:1
  
```



```

8195          77158          255040  259769
192.168.1.1  Swap
192.168.110.110  3/1/5:1

8195          77158          258777BU 259769
192.168.1.1  Swap
192.168.110.110  3/1/5:1

8196          77159          255039  259768
192.168.1.1  Swap
192.168.110.110  3/1/5:1

8196          77159          258772BU 259768
192.168.1.1  Swap
192.168.110.110  3/1/5:1

8197          77160          255034  259762
192.168.1.1  Swap
192.168.110.110  3/1/5:1

8197          77160          258758BU 259762
192.168.1.1  Swap
192.168.110.110  3/1/5:1

8198          77161          255033  259761
192.168.1.1  Swap
192.168.110.110  3/1/5:1

8198          77161          258755BU 259761
192.168.1.1  Swap
*A:SRU4#

*A:SRU4# show router ldp bindings active p2mp ipv4 egress-if 3/1/5:1 opaque-type
generic
=====
LDP Bindings (IPv4 LSR ID 192.168.1.4:0)
(IPv6 LSR ID 3ffe::6e14:104[0])
=====
Legend: U - Label In Use, N - Label Not In Use, W - Label Withdrawn
WP - Label Withdraw Pending, BU - Alternate For Fast Re-Route
=====
LDP Generic IPv4 P2MP Bindings (Active)
=====
P2MP-Id          Interface
RootAddr         Op          IngLbl    EgrLbl
EgrNH            EgrIf/LspId
-----
8193             77156
192.168.1.1      Swap        255042    259773
192.168.110.110  3/1/5:1

8193             77156
192.168.1.1      Swap        258780BU  259773
192.168.110.110  3/1/5:1

8194             77157
192.168.1.1      Swap        255041    259772
192.168.110.110  3/1/5:1

8194             77157
192.168.1.1      Swap        258779BU  259772
192.168.110.110  3/1/5:1
  
```

```

8195          77158
192.168.1.1  Swap          255040  259769
192.168.110.110 3/1/5:1

8195          77158
192.168.1.1  Swap          258777BU 259769
192.168.110.110 3/1/5:1

8196          77159
192.168.1.1  Swap          255039  259768
192.168.110.110 3/1/5:1

8196          77159
192.168.1.1  Swap          258772BU 259768
192.168.110.110 3/1/5:1

8197          77160
192.168.1.1  Swap          255034  259762
192.168.110.110 3/1/5:1

8197          77160
192.168.1.1  Swap          258758BU 259762
192.168.110.110 3/1/5:1

8198          77161
192.168.1.1  Swap          255033  259761
192.168.110.110 3/1/5:1

8198          77161
192.168.1.1  Swap          258755BU 259761
*A:SRU4#
  
```

The following show output displays recursive FECs.

```

A:Dut-C# show router ldp bindings active p2mp source 10.0.101.10 group 192.168.1.1
=====
LDP Bindings (IPv4 LSR ID 10.20.1.3)
              (IPv6 LSR ID ::)
=====
Legend: U - Label In Use, N - Label Not In Use, W - Label Withdrawn
        WP - Label Withdraw Pending, BU - Alternate For Fast Re-Route
        LF - Lower FEC, UF - Upper FEC
=====
LDP Recursive with In-Band-SSM IPv4 P2MP Bindings (Active)
=====
RootAddr
InnerRootAddr
Source
Group          Interface
EgrNH          Op          IngLbl  EgrLbl
              EgrIf/LspId
-----
10.4.0.2
10.20.1.6
10.0.101.10    73728
192.168.1.1    Pop          262135  --
--            --
10.4.0.2 (UF)
10.20.1.6
10.0.101.10    73728
192.168.1.1    Swap          262135  Stitched
  
```

```

--
10.20.1.3 (LF)
10.20.1.6
10.0.101.10
192.168.1.1
10.3.0.1
10.20.1.3 (LF)
10.20.1.6
10.0.101.10
192.168.1.1
10.33.0.1
Unknw
Push
lag-1
--
262139
-----
No. of In-Band-SSM IPv4 P2MP Active Bindings: 4
=====

A:Dut-C# show router ldp bindings active p2mp source 10.0.101.10 group 192.168.1.1
innermost-root 10.20.1.6
=====
LDP Bindings (IPv4 LSR ID 10.20.1.3)
(IPv6 LSR ID ::)
=====
Legend: U - Label In Use, N - Label Not In Use, W - Label Withdrawn
WP - Label Withdraw Pending, BU - Alternate For Fast Re-Route
LF - Lower FEC, UF - Upper FEC
=====
LDP Recursive with In-Band-SSM IPv4 P2MP Bindings (Active)
=====
RootAddr
InnerRootAddr
Source
Group
EgrNH
Interface
Op
EgrIf/LspId
IngLbl
EgrLbl
-----
10.4.0.2
10.20.1.6
10.0.101.10
192.168.1.1
73728
Pop
262135
--
10.4.0.2 (UF)
10.20.1.6
10.0.101.10
192.168.1.1
73728
Swap
262135
Stitched
--
10.20.1.3 (LF)
10.20.1.6
10.0.101.10
192.168.1.1
10.3.0.1
10.20.1.3 (LF)
10.20.1.6
10.0.101.10
192.168.1.1
10.33.0.1
Unknw
Push
lag-1
--
262139
-----
No. of In-Band-SSM IPv4 P2MP Active Bindings: 4
=====

A:Dut-C# show router ldp bindings active p2mp source 10.0.101.10 group 192.168.1.1
inner-root 10.20.1.6 root 10.20.1.3
=====
LDP Bindings (IPv4 LSR ID 10.20.1.3)
(IPv6 LSR ID ::)
=====

```

```

=====
Legend: U - Label In Use, N - Label Not In Use, W - Label Withdrawn
        WP - Label Withdraw Pending, BU - Alternate For Fast Re-Route
        LF - Lower FEC, UF - Upper FEC
=====
LDP Recursive with In-Band-SSM IPv4 P2MP Bindings (Active)
=====
RootAddr
InnerRootAddr
Source
Group                               Interface
EgrNH                                Op           IngLbl      EgrLbl
                                     EgrIf/LspId
-----
10.20.1.3 (LF)
10.20.1.6
10.0.101.10                          Unknw
192.168.1.1                          Push         --          262139
10.3.0.1                               lag-1
10.20.1.3 (LF)
10.20.1.6
10.0.101.10                          Unknw
192.168.1.1                          Push         --          262139
10.33.0.1                             1/1/2:2
-----
No. of In-Band-SSM IPv4 P2MP Active Bindings: 2

*A:Dut-C# show router ldp bindings active prefixes prefix 3ffe::a14:101/128
=====
LDP Bindings (IPv4 LSR ID 10.20.1.3:0)
              (IPv6 LSR ID 3ffe::a14:103[0])
=====
Legend: U - Label In Use, N - Label Not In Use, W - Label Withdrawn
        WP - Label Withdraw Pending, BU - Alternate For Fast Re-Route
        (S) - Static           (M) - Multi-homed Secondary Support
        (B) - BGP Next Hop (BU) - Alternate Next-hop for Fast Re-Route
=====
LDP IPv6 Prefix Bindings (Active)
=====
Prefix
EgrNextHop                            Op           IngLbl      EgrLbl
                                     EgrIf/LspId
-----
3ffe::a14:101/128                      Push         --          262142
fe80::21                               1/1/1
3ffe::a14:101/128                      Swap         262136     262142
fe80::21                               1/1/1
-----
No. of IPv6 Prefix Active Bindings: 2

*A:Dut-C# show router ldp bindings active prefixes prefix 3ffe::a14:101/128 detail
=====
LDP Bindings (IPv4 LSR ID 10.20.1.3:0)
              (IPv6 LSR ID 3ffe::a14:103[0])
=====
Legend: U - Label In Use, N - Label Not In Use, W - Label Withdrawn
        WP - Label Withdraw Pending, BU - Alternate For Fast Re-Route
        (S) - Static           (M) - Multi-homed Secondary Support
        (B) - BGP Next Hop (BU) - Alternate Next-hop for Fast Re-Route
=====
LDP IPv6 Prefix Bindings (Active)

```

```

=====
-----
Prefix      : 3ffe::a14:101/128
Op          : Push
Ing Lbl     : --                Egr Lbl    : 262142
Egr Int/LspId : 1/1/1
EgrNextHop  : fe80::21
Egr. Flags  : None              Ing. Flags : None
Egr If Name : ip-10.10.2.3
Metric      : 1000              Mtu       : 1500
-----
Prefix      : 3ffe::a14:101/128
Op          : Swap
Ing Lbl     : 262136            Egr Lbl    : 262142
Egr Int/LspId : 1/1/1
EgrNextHop  : fe80::21
Egr. Flags  : None              Ing. Flags : None
Egr If Name : ip-10.10.2.3
Metric      : 1000              Mtu       : 1500
=====
No. of IPv6 Prefix Active Bindings: 2
=====
*A:Dut-C#

*A:Dut-C>config>router>isis# show router ldp bindings active prefixes prefix
10.20.1.1/32
=====
LDP Bindings (IPv4 LSR ID 10.20.1.3)
(IPv6 LSR ID 3ffe::a14:103)
=====
Label Status:
  U - Label In Use, N - Label Not In Use, W - Label Withdrawn
  WP - Label Withdraw Pending, BU - Alternate For Fast Re-Route
  e - Label ELC
FEC Flags:
  LF - Lower FEC, UF - Upper FEC, BA - ASBR Backup FEC
  (S) - Static (M) - Multi-homed Secondary Support
  (B) - BGP Next Hop (BU) - Alternate Next-hop for Fast Re-Route
  (I) - SR-ISIS Next Hop (O) - SR-OSPF Next Hop
  (C) - FEC resolved with class-based-forwarding
=====
LDP IPv4 Prefix Bindings (Active)
=====
Prefix      Op          IngLbl    EgrLbl
EgrNextHop  EgrIf/LspId
-----
10.20.1.1/32(I)  Swap          262122    474387
10.10.2.1        1/1/1
-----
No. of IPv4 Prefix Active Bindings: 1
=====

*A:Dut-C>config>router>isis# show router ldp bindings prefixes prefix 10.20.1.1/32
=====
LDP Bindings (IPv4 LSR ID 10.20.1.3)
(IPv6 LSR ID 3ffe::a14:103)
=====
Label Status:
  U - Label In Use, N - Label Not In Use, W - Label Withdrawn
  WP - Label Withdraw Pending, BU - Alternate For Fast Re-Route
  e - Label ELC

```

```

FEC Flags:
  LF - Lower FEC, UF - Upper FEC, BA - ASBR Backup FEC
=====
LDP IPv4 Prefix Bindings
=====
Prefix                               IngLbl                               EgrLbl
Peer                                 EgrIntf/LspId
EgrNextHop
-----
10.20.1.1/32                          262122U                              262131
10.20.1.2:0                            --
--
10.20.1.1/32                          262122U                              262140
10.20.1.4:0                            --
--
10.20.1.1/32                          262122U                              262139
10.20.1.5:0                            --
--
-----
No. of IPv4 Prefix Bindings: 3
=====

*A:Dut-C# show router ldp bindings prefixes prefix 10.20.1.6/32
=====
LDP Bindings (IPv4 LSR ID 10.20.1.3)
(IPv6 LSR ID ::)
=====
Label Status:
  U - Label In Use, N - Label Not In Use, W - Label Withdrawn
  WP - Label Withdraw Pending, BU - Alternate For Fast Re-Route
  e - Label ELC
FEC Flags:
  LF - Lower FEC, UF - Upper FEC, BA - ASBR Backup FEC
=====
LDP IPv4 Prefix Bindings
=====
Prefix                               IngLbl                               EgrLbl
Peer                                 EgrIntf/LspId
EgrNextHop
-----
10.20.1.6/32                          262142U                              262142
10.20.1.1:0                            --
--
10.20.1.6/32                          262142U                              --
10.20.1.2:0                            --
--
-----
No. of IPv4 Prefix Bindings: 2
=====

*A:Dut-C# show router ldp bindings active prefixes prefix 10.20.1.6/32
=====
LDP Bindings (IPv4 LSR ID 10.20.1.3)
(IPv6 LSR ID ::)
=====
Label Status:
  U - Label In Use, N - Label Not In Use, W - Label Withdrawn
  
```

```

    WP - Label Withdraw Pending, BU - Alternate For Fast Re-Route
    e - Label ELC
  FEC Flags:
    LF - Lower FEC, UF - Upper FEC, BA - ASBR Backup FEC
    (S) - Static (M) - Multi-homed Secondary Support
    (B) - BGP Next Hop (BU) - Alternate Next-hop for Fast Re-Route
    (I) - SR-ISIS Next Hop (O) - SR-OSPF Next Hop
    (C) - FEC resolved with class-based-forwarding
  =====
  LDP IPv4 Prefix Bindings (Active)
  =====
  Prefix                               Op           IngLbl      EgrLbl
  EgrNextHop                           EgrIf/LspId
  -----
  10.20.1.6/32(B)                       Swap         262142      262142
  10.20.1.2                               LspId 65545
  -----
  No. of IPv4 Prefix Active Bindings: 1

  *A:Dut-C# show router ldp bindings active prefixes prefix 10.20.1.3/32

  =====
  LDP Bindings (IPv4 LSR ID 10.20.1.2:0)
  (IPv6 LSR ID ::[0])
  =====
  Legend: U - Label In Use, N - Label Not In Use, W - Label Withdrawn
    WP - Label Withdraw Pending, BU - Alternate For Fast Re-Route
    (S) - Static (M) - Multi-homed Secondary Support
    (B) - BGP Next Hop (BU) - Alternate Next-hop for Fast Re-Route
    (C) - FEC resolved with class-based-forwarding
  =====
  LDP IPv4 Prefix Bindings (Active)
  =====
  Prefix                               Op           IngLbl      EgrLbl
  EgrNextHop                           EgrIf/LspId
  -----
  10.20.1.3/32                           Push         --          262143
  10.20.1.3                               LspId 5
  10.20.1.3/32                           Push         --          262143
  10.20.1.3                               LspId 6
  10.20.1.3/32                           Push         --          262143
  10.20.1.3                               LspId 7
  10.20.1.3/32                           Push         --          262143
  10.20.1.3                               LspId 8
  10.20.1.3/32(C)                       Swap         262141      262143
  10.20.1.3                               LspId 5
  10.20.1.3/32(C)                       Swap         262141      262143
  10.20.1.3                               LspId 6
  10.20.1.3/32(C)                       Swap         262141      262143
  10.20.1.3                               LspId 7
  10.20.1.3/32(C)                       Swap         262141      262143
  10.20.1.3                               LspId 8
  -----
  No. of IPv4 Prefix Active Bindings: 8
  =====
  
```

```
show router ldp bindings active prefixes prefix 10.20.1.3/32 detail
```

```
=====
LDP Bindings (IPv4 LSR ID 10.20.1.2:0)
(IPv6 LSR ID ::[0])
=====
```

```
Legend: U - Label In Use, N - Label Not In Use, W - Label Withdrawn
        WP - Label Withdraw Pending, BU - Alternate For Fast Re-Route
        (S) - Static (M) - Multi-homed Secondary Support
        (B) - BGP Next Hop (BU) - Alternate Next-hop for Fast Re-Route
        (C) - FEC resolved with class-based-forwarding
=====
```

```
LDP IPv4 Prefix Bindings (Active)
=====
```

```
-----
Prefix      : 10.20.1.3/32
Op          : Push
Ing Lbl     : --           Egr Lbl   : 262143
Egr Int/LspId : LspId 5
EgrNextHop  : 10.20.1.3
Egr. Flags  : None        Ing. Flags : None
Lsp Name    : B_C_5
Metric      : 1000        Mtu       : 1492
-----
```

```
-----
Prefix      : 10.20.1.3/32
Op          : Push
Ing Lbl     : --           Egr Lbl   : 262143
Egr Int/LspId : LspId 6
EgrNextHop  : 10.20.1.3
Egr. Flags  : None        Ing. Flags : None
Lsp Name    : B_C_6
Metric      : 1000        Mtu       : 1492
-----
```

```
-----
Prefix      : 10.20.1.3/32
Op          : Push
Ing Lbl     : --           Egr Lbl   : 262143
Egr Int/LspId : LspId 7
EgrNextHop  : 10.20.1.3
Egr. Flags  : None        Ing. Flags : None
Lsp Name    : B_C_7
Metric      : 1000        Mtu       : 1492
-----
```

```
-----
Prefix      : 10.20.1.3/32
Op          : Push
Ing Lbl     : --           Egr Lbl   : 262143
Egr Int/LspId : LspId 8
EgrNextHop  : 10.20.1.3
Egr. Flags  : None        Ing. Flags : None
Lsp Name    : B_C_8
Metric      : 1000        Mtu       : 1492
-----
```

```
-----
Prefix      : 10.20.1.3/32(C)
Op          : Swap
Ing Lbl     : 262141       Egr Lbl   : 262143
Egr Int/LspId : LspId 5
EgrNextHop  : 10.20.1.3
Egr. Flags  : None        Ing. Flags : None
Lsp Name    : B_C_5
Metric      : 1000        Mtu       : 1492
CBF Default LSP: No      CBF FC    : None
-----
```

```
-----
Prefix      : 10.20.1.3/32(C)
-----
```



```

Op           : Swap
Ing Lbl      : 262141           Egr Lbl      : 262143
Egr Int/LspId : LspId 6
EgrNextHop   : 10.20.1.3
Egr. Flags   : None           Ing. Flags   : None
Lsp Name     : B_C_6
Metric       : 1000           Mtu          : 1492
CBF Default LSP: No         CBF FC       : None
-----
Prefix       : 10.20.1.3/32(C)
Op           : Swap
Ing Lbl      : 262141           Egr Lbl      : 262143
Egr Int/LspId : LspId 7
EgrNextHop   : 10.20.1.3
Egr. Flags   : None           Ing. Flags   : None
Lsp Name     : B_C_7
Metric       : 1000           Mtu          : 1492
CBF Default LSP: Yes       CBF FC       : be l2 af l1 h2 ef h1 nc
-----
Prefix       : 10.20.1.3/32(C)
Op           : Swap
Ing Lbl      : 262141           Egr Lbl      : 262143
Egr Int/LspId : LspId 8
EgrNextHop   : 10.20.1.3
Egr. Flags   : None           Ing. Flags   : None
Lsp Name     : B_C_8
Metric       : 1000           Mtu          : 1492
CBF Default LSP: No         CBF FC       : None
=====
No. of IPv4 Prefix Active Bindings: 8
=====
  
```

5.24 active-subscribers

active-subscribers

Syntax

active-subscribers detail

active-subscribers mirror

active-subscribers [summary]

Context

[\[Tree\]](#) (show>service active-subscribers)

Full Context

show service active-subscribers

Description

This command displays active subscriber information.

Parameters

detail

Displays detailed output.

mirror

Displays active subscriber mirror information.

summary

Displays active subscriber information in a brief format.

Platforms

7450 ESS, 7750 SR, 7750 SR-a, 7750 SR-e, 7750 SR-s, VSR

Output

The following output is an example of active service subscriber information. [Table 13: Active Subscriber Field Descriptions](#) describes the fields.

Sample Output

```
*A:Dut-C# show service active-subscribers
=====
Active Subscribers
=====
Subscriber hpolSub1 (hpolSubProf2)
-----
(1) SLA Profile Instance sap:lag-1:2000.1 - sla:hpolSlaProf1
-----
IP Address          MAC Address          Session          Origin          Svc          Fwd
-----
239.1.4.194         00:01:00:00:03:c1   PPP 1           IPCP            1000         Y
-----
(2) SLA Profile Instance sap:lag-1:2000.1 - sla:hpolSlaProf2
-----
IP Address          MAC Address          Session          Origin          Svc          Fwd
-----
239.1.4.35         00:01:00:00:03:22   N/A            ARP-Host        1000         Y
239.1.4.195         00:01:00:00:03:c2   PPP 1           IPCP            1000         Y
-----
Subscriber hpolSub16 (hpolSubProf1)
-----
(1) SLA Profile Instance sap:[lag-1:2000.2] - sla:hpolSlaProf1
-----
IP Address          MAC Address          Session          Origin          Svc          Fwd
-----
239.1.4.224         00:01:00:00:03:df   PPP 1           IPCP            1000         Y
-----
Subscriber hpolSub2 (hpolSubProf1)
-----
```

```
(1) SLA Profile Instance sap:lag-1:2000.1 - sla:hpo1SlaProf1
-----
IP Address          MAC Address          Session          Origin          Svc          Fwd
-----
239.1.4.196        00:01:00:00:03:c3   PPP 1           IPCP            1000        Y
-----
Number of active subscribers : 3
=====
*A:Dut-C#
```

```
*A:EsrC# show service active-subscribers mirror
=====
Active Subscribers
=====
Subscriber user1 (sub1)
-----
SLA Profile Instance sap:lag-8:1 - sla:sla1
-----
IP Address          MAC Address          Origin
-----
1.1.0.1            00:00:01:00:00:01   Static
                    Ingress mirror:     100   l2 af l1 nc
-----
SLA Profile Instance sap:lag-8:11 - sla:sla1
-----
IP Address          MAC Address          Origin
-----
11.1.0.1           00:00:01:00:00:01   Static
                    Ingress mirror:     100   l2 af l1 nc
-----
Subscriber user10 (sub1)
-----
SLA Profile Instance sap:lag-8:1 - sla:sla1
-----
IP Address          MAC Address          Origin
-----
1.1.0.10           00:00:01:00:00:01   Static
                    Ingress mirror:     100   af ef h1 nc
-----
Subscriber user11 (sub1)
-----
SLA Profile Instance sap:lag-8:1 - sla:sla1
-----
IP Address          MAC Address          Origin
-----
1.1.0.11           00:00:01:00:00:02   Static
                    Egress mirror:      100   l2 ef h1
-----
Subscriber user12 (sub1)
-----
SLA Profile Instance sap:lag-8:1 - sla:sla1
-----
IP Address          MAC Address          Origin
-----
1.1.0.12           00:00:01:00:00:03   Static
                    Ingress mirror:     100   be l2 af l1 h2 ef h1 nc
                    Egress mirror:      100   be l2 af l1 h2 ef h1 nc
-----
Subscriber user13 (sub1)
-----
SLA Profile Instance sap:lag-8:1 - sla:sla1
```

```

-----
IP Address      MAC Address      Origin
-----
1.1.0.13        00:00:01:00:00:01 Static
                  Ingress mirror: 100    l1 ef h1
-----
Subscriber user14 (sub1)
-----
SLA Profile Instance sap:lag-8:1 - sla:sla1
-----
IP Address      MAC Address      Origin
-----
1.1.0.14        00:00:01:00:00:02 Static
                  Egress mirror: 100    l2 h2 ef h1
-----
Subscriber user15 (sub1)
-----
SLA Profile Instance sap:lag-8:1 - sla:sla1
-----
IP Address      MAC Address      Origin
-----
1.1.0.15        00:00:01:00:00:03 Static
                  Ingress mirror: 100    l1 nc
                  Egress mirror: 100    l1 nc
-----
Subscriber user16 (sub1)
-----
SLA Profile Instance sap:lag-8:1 - sla:sla1
-----
IP Address      MAC Address      Origin
-----
1.1.0.16        00:00:01:00:00:01 Static
                  Ingress mirror: 100    be l2 af nc
-----
SLA Profile Instance sap:lag-8:11 - sla:sla1
-----
IP Address      MAC Address      Origin
-----
11.1.0.16       00:00:01:00:00:01 Static
                  Ingress mirror: 100    be l2 af nc
-----
Subscriber user17 (sub1)
-----
SLA Profile Instance sap:lag-8:1 - sla:sla2
-----
IP Address      MAC Address      Origin
-----
1.1.0.17        00:00:01:00:00:01 Static
                  Egress mirror: 100    af l1 h1
-----
SLA Profile Instance sap:lag-8:11 - sla:sla2
-----
IP Address      MAC Address      Origin
-----
11.1.0.17       00:00:01:00:00:01 Static
                  Egress mirror: 100    af l1 h1
-----
Subscriber user18 (sub1)
-----
SLA Profile Instance sap:lag-8:1 - sla:sla3
-----
IP Address      MAC Address      Origin
-----
1.1.0.18        00:00:01:00:00:01 Static
  
```

```

      Ingress mirror:    100  h2
      Egress  mirror:    100  h2
-----
SLA Profile Instance sap:lag-8:11 - sla:sla3
-----
IP Address      MAC Address      Origin
-----
11.1.0.18      00:00:01:00:00:01 Static
      Ingress mirror:    100  h2
      Egress  mirror:    100  h2
-----
Subscriber user2 (sub1)
-----
SLA Profile Instance sap:lag-8:1 - sla:sla1
-----
IP Address      MAC Address      Origin
-----
1.1.0.2        00:00:01:00:00:01 Static
      Egress  mirror:    100  be l2 af l1 h2 ef h1 nc
-----
SLA Profile Instance sap:lag-8:11 - sla:sla1
-----
IP Address      MAC Address      Origin
-----
11.1.0.2      00:00:01:00:00:01 Static
      Egress  mirror:    100  be l2 af l1 h2 ef h1 nc
-----
Subscriber user3 (sub1)
-----
SLA Profile Instance sap:lag-8:1 - sla:sla1
-----
IP Address      MAC Address      Origin
-----
1.1.0.3        00:00:01:00:00:01 Static
      Ingress mirror:    100  be l2 af l1 h2 ef h1 nc
      Egress  mirror:    100  be l2 af l1 h2 ef h1 nc
-----
SLA Profile Instance sap:lag-8:11 - sla:sla1
-----
IP Address      MAC Address      Origin
-----
11.1.0.3      00:00:01:00:00:01 Static
      Ingress mirror:    100  be l2 af l1 h2 ef h1 nc
      Egress  mirror:    100  be l2 af l1 h2 ef h1 nc
-----
Subscriber user4 (sub1)
-----
SLA Profile Instance sap:lag-8:1 - sla:sla1
-----
IP Address      MAC Address      Origin
-----
1.1.0.4        00:00:01:00:00:01 Static
      Ingress mirror:    100  be l2 af l1 h2 ef h1 nc
-----
Subscriber user5 (sub1)
-----
SLA Profile Instance sap:lag-8:1 - sla:sla1
-----
IP Address      MAC Address      Origin
-----
1.1.0.5        00:00:01:00:00:01 Static
      Egress  mirror:    100  be l2 af l1 h2 ef h1 nc
-----
Subscriber user6 (sub1)

```

```

-----
SLA Profile Instance sap:lag-8:1 - sla:sla1
-----
IP Address      MAC Address      Origin
-----
1.1.0.6         00:00:01:00:00:01 Static
                  Ingress mirror:  100   be af l1 h2
                  Egress  mirror:  100   be af l1 h2
-----
Subscriber user7 (sub1)
-----
SLA Profile Instance sap:lag-8:1 - sla:sla1
-----
IP Address      MAC Address      Origin
-----
1.1.0.7         00:00:01:00:00:01 Static
                  Ingress mirror:  100   be l2 af l1 h2 ef h1 nc
-----
Subscriber user8 (sub1)
-----
SLA Profile Instance sap:lag-8:1 - sla:sla1
-----
IP Address      MAC Address      Origin
-----
1.1.0.8         00:00:01:00:00:01 Static
                  Egress  mirror:  100   be af l1 h1 nc
-----
Subscriber user9 (sub1)
-----
SLA Profile Instance sap:lag-8:1 - sla:sla1
-----
IP Address      MAC Address      Origin
-----
1.1.0.9         00:00:01:00:00:01 Static
                  Ingress mirror:  100   be l2 af l1 h2 ef h1 nc
                  Egress  mirror:  100   be l2 af l1 h2 ef h1 nc
=====

```

*A:EsrC#

*B:Dut-C# show service active-subscribers detail

=====

Active Subscribers

=====

Subscriber basic1
 (sub_S1)

```

-----
I. Sched. Policy : N/A
E. Sched. Policy : HSch1
                                     E. Agg Rate Limit: Max
                                     E. Min Resv Bw   : 1

I. Policer Ctrl. : N/A
E. Policer Ctrl. : N/A
I. vport-hashing : Disabled
I. sec-sh-hashing: Disabled
Q Frame-Based Ac*: Disabled
Acct. Policy      : N/A
ANCP Pol.        : N/A
Accu-stats-pol   : (Not Specified)
HostTrk Pol.     : N/A
IGMP Policy      : igmp1
MLD Policy       : mld1
PIM Policy       : N/A
Sub. MCAC Policy : N/A
Collect Stats    : Disabled

```

```

NAT Policy      : N/A
Firewall Policy : N/A
UPnP Policy    : N/A
NAT Prefix List : N/A
Allow NAT bypass : No
NAT access mode : auto
Def. Encap Offset: none                Encap Offset Mode: none
Vol stats type  : full
Preference      : 5
LAG hash class  : 1
LAG hash weight : 1
Sub. ANCP-String : "basic1"
Sub. Int Dest Id : ""
Icmp Rate Adj   : N/A
RADIUS Rate-Limit: N/A
Oper-Rate-Limit : Maximum
-----
Radius Accounting
-----
Policy          : radacct
Session Opti.Stop: False
* indicates that the corresponding row element may have been truncated.
-----
(1) SLA Profile Instance
    - sap:1/1/2:51 (VPRN 10 - gi-1-6)
    - sla:slaS2S1
-----
Description      : SLA Profile Id slaS2S1
Control plane(s) : local
Host Limits      : No Limit
Session Limits   : No Limit
Egr Sched-Policy : N/A
Ingress Qos-Policy : 11                Egress Qos-Policy : 110
Ingress Queuing Type : Service-queuing (Not Applicable to Policer)
Ingr IP Fltr-Id  : N/A                Egr IP Fltr-Id    : N/A
Ingr IPv6 Fltr-Id : N/A                Egr IPv6 Fltr-Id  : N/A
Ingress Report-Rate : Maximum
Egress Report-Rate : Maximum
Egress Remarking  : from Sap Qos
Credit Control Pol. : N/A
Category Map      : (Not Specified)
Use ing L2TP DSCP : false
Default SPI sharing : per-sap
Hs-Agg-Rate-Limit : Maximum
Egress HS Q stat mode: no-override
Bonding Rate-thresh. : high 90 low 80
Bonding Weight     : weight 100 5
Hs-Oper-Rate-Limit : Maximum
Egr hqos mgmt status : disabled
-----
IP Address
-----
          MAC Address          Session          Origin          Svc          Fwd
-----
3fe0:0:0:10::/64
          10:00:00:00:01:10  N/A                DHCP6            10            Y
-----
SLA Profile Instance statistics
-----
          Packets          Octets
Off. HiPrio      : 0                0
Off. LowPrio     : 5                670
Off. Uncolor     : 0                0
  
```

```

Off. Managed      : 0          0
Queueing Stats (Ingress QoS Policy 11)
Dro. HiPrio      : 0          0
Dro. LowPrio     : 0          0
For. InProf      : 0          0
For. OutProf     : 5          670
Queueing Stats (Egress QoS Policy 110)
Dro. In/InplusProf : 0          0
Dro. Out/ExcProf  : 0          0
For. In/InplusProf : 0          0
For. Out/ExcProf  : 5          670
  
```

 SLA Profile Instance per Queue statistics

	Packets	Octets
Ingress Queue 2 (Unicast) (Priority)		
Off. HiPrio	: 0	0
Off. LowPrio	: 0	0
Dro. HiPrio	: 0	0
Dro. LowPrio	: 0	0
For. InProf	: 0	0
For. OutProf	: 0	0
Ingress Queue 3 (Unicast) (Priority)		
Off. HiPrio	: 0	0
Off. LowPrio	: 0	0
Dro. HiPrio	: 0	0
Dro. LowPrio	: 0	0
For. InProf	: 0	0
For. OutProf	: 0	0
Ingress Queue 4 (Unicast) (Priority)		
Off. HiPrio	: 0	0
Off. LowPrio	: 0	0
Dro. HiPrio	: 0	0
Dro. LowPrio	: 0	0
For. InProf	: 0	0
For. OutProf	: 0	0
Ingress Queue 5 (Unicast) (Priority)		
Off. HiPrio	: 0	0
Off. LowPrio	: 0	0
Dro. HiPrio	: 0	0
Dro. LowPrio	: 0	0
For. InProf	: 0	0
For. OutProf	: 0	0
Ingress Queue 6 (Unicast) (Priority)		
Off. HiPrio	: 0	0
Off. LowPrio	: 0	0
Dro. HiPrio	: 0	0
Dro. LowPrio	: 0	0
For. InProf	: 0	0
For. OutProf	: 0	0
Ingress Queue 7 (Unicast) (Priority)		
Off. HiPrio	: 0	0
Off. LowPrio	: 0	0
Dro. HiPrio	: 0	0
Dro. LowPrio	: 0	0
For. InProf	: 0	0
For. OutProf	: 0	0
Ingress Queue 8 (Unicast) (Priority)		
Off. HiPrio	: 0	0
Off. LowPrio	: 0	0
Dro. HiPrio	: 0	0
Dro. LowPrio	: 0	0
For. InProf	: 0	0
For. OutProf	: 0	0


```

Ingress Queue 9 (Unicast) (Priority)
Off. HiPrio      : 0          0
Off. LowPrio     : 5          670
Dro. HiPrio      : 0          0
Dro. LowPrio     : 0          0
For. InProf      : 0          0
For. OutProf     : 5          670
Egress Queue 1
Dro. In/InplusProf : 0          0
Dro. Out/ExcProf  : 0          0
For. In/InplusProf : 0          0
For. Out/ExcProf  : 0          0
Egress Queue 2
Dro. In/InplusProf : 0          0
Dro. Out/ExcProf  : 0          0
For. In/InplusProf : 0          0
For. Out/ExcProf  : 0          0
Egress Queue 3
Dro. In/InplusProf : 0          0
Dro. Out/ExcProf  : 0          0
For. In/InplusProf : 0          0
For. Out/ExcProf  : 5          670
Egress Queue 4
Dro. In/InplusProf : 0          0
Dro. Out/ExcProf  : 0          0
For. In/InplusProf : 0          0
For. Out/ExcProf  : 0          0
Egress Queue 5
Dro. In/InplusProf : 0          0
Dro. Out/ExcProf  : 0          0
For. In/InplusProf : 0          0
For. Out/ExcProf  : 0          0
Egress Queue 6
Dro. In/InplusProf : 0          0
Dro. Out/ExcProf  : 0          0
For. In/InplusProf : 0          0
For. Out/ExcProf  : 0          0
Egress Queue 7
Dro. In/InplusProf : 0          0
Dro. Out/ExcProf  : 0          0
For. In/InplusProf : 0          0
For. Out/ExcProf  : 0          0
Egress Queue 8
Dro. In/InplusProf : 0          0
Dro. Out/ExcProf  : 0          0
For. In/InplusProf : 0          0
For. Out/ExcProf  : 0          0
-----
(2) SLA Profile Instance
  - sap:1/1/2:113 (VPRN 10 - gi-1-11)
  - sla:sla17S1 PPP session:23
-----
Description      : SLA Profile Id sla17S1
Control plane(s) : local
Host Limits      : No Limit
Session Limits   : No Limit
Egr Sched-Policy : N/A
Ingress Qos-Policy : 17          Egress Qos-Policy : 110
Ingress Queuing Type : Service-queuing (Not Applicable to Policer)
Ingr IP Fltr-Id   : N/A          Egr IP Fltr-Id    : N/A
Ingr IPv6 Fltr-Id : N/A          Egr IPv6 Fltr-Id  : N/A
Ingress Report-Rate : Maximum
Egress Report-Rate : Maximum
Egress Remarking  : from Sap Qos
  
```

```

Credit Control Pol. : ccpol
Category Map       : (Not Specified)
Use ing L2TP DSCP  : false
Default SPI sharing : per-session
Hs-Agg-Rate-Limit  : Maximum
Egress HS Q stat mode: no-override
Bonding Rate-thresh. : high 90 low 80
Bonding Weight     : weight 100 5
Hs-Oper-Rate-Limit : Maximum
Egr hqos mgmt status : disabled
-----
Credit Control Policy: ccpol
Category Map       : catmap1
Diameter Session Gy : router.be;1624914238;80
CC Failure Handling : terminate
Number of categories
static            : 1
gx-session       : 0
gx-pcc           : 0
Category Name    : cat1
Ingress Queues   : 1
Egress Queues    : 1
Ingress Policers : (Not Specified)
Egress Policers  : (Not Specified)
Credit Volume Used : 0
Credit Volume Avail. : 0
Credit Volume Thres. : 0
Credit Expired    : False
Out Of Credit Action : None
Validity Time Used : 212
HTTP Rdr URL Override: (Not Specified)
Credit Time Used   : 213
Credit Time Avail. : 87
Credit Time Thres. : 0
Credit Negotiating : False
Quota Holding Time : 0
Validity Time Avail. : 988
-----
IP Address
      MAC Address      Session      Origin      Svc      Fwd
-----
10.1.0.111
      10:00:00:00:01:91 PPP 1      IPCP      10      Y
3fe1:0:0:11::/64
      10:00:00:00:01:91 PPP 1      SLAAC     10      Y
-----
SLA Profile Instance statistics
-----
      Packets      Octets
Off. HiPrio      : 0      0
Off. LowPrio     : 10     1320
Off. Uncolor     : 0      0
Off. Managed     : 0      0
Queueing Stats (Ingress QoS Policy 17)
Dro. HiPrio     : 0      0
Dro. LowPrio    : 0      0
For. InProf     : 0      0
For. OutProf    : 10     1320
Queueing Stats (Egress QoS Policy 110)
Dro. In/InplusProf : 0      0
Dro. Out/ExcProf : 0      0
For. In/InplusProf : 0      0
For. Out/ExcProf : 10     1320
-----
SLA Profile Instance per Queue statistics
-----
      Packets      Octets
Ingress Queue 1 (Unicast) (Priority)
Off. HiPrio     : 0      0
  
```

```
Off. LowPrio      : 0          0
Dro. HiPrio      : 0          0
Dro. LowPrio     : 0          0
For. InProf      : 0          0
For. OutProf     : 0          0
Ingress Queue 2 (Unicast) (Priority)
Off. HiPrio      : 0          0
Off. LowPrio     : 10         1320
Dro. HiPrio      : 0          0
Dro. LowPrio     : 0          0
For. InProf      : 0          0
For. OutProf     : 10         1320
Ingress Queue 3 (Unicast) (Priority)
Off. HiPrio      : 0          0
Off. LowPrio     : 0          0
Dro. HiPrio      : 0          0
Dro. LowPrio     : 0          0
For. InProf      : 0          0
For. OutProf     : 0          0
Egress Queue 1
Dro. In/InplusProf : 0          0
Dro. Out/ExcProf  : 0          0
For. In/InplusProf : 0          0
For. Out/ExcProf  : 0          0
Egress Queue 2
Dro. In/InplusProf : 0          0
Dro. Out/ExcProf  : 0          0
For. In/InplusProf : 0          0
For. Out/ExcProf  : 0          0
Egress Queue 3
Dro. In/InplusProf : 0          0
Dro. Out/ExcProf  : 0          0
For. In/InplusProf : 0          0
For. Out/ExcProf  : 10         1320
Egress Queue 4
Dro. In/InplusProf : 0          0
Dro. Out/ExcProf  : 0          0
For. In/InplusProf : 0          0
For. Out/ExcProf  : 0          0
Egress Queue 5
Dro. In/InplusProf : 0          0
Dro. Out/ExcProf  : 0          0
For. In/InplusProf : 0          0
For. Out/ExcProf  : 0          0
Egress Queue 6
Dro. In/InplusProf : 0          0
Dro. Out/ExcProf  : 0          0
For. In/InplusProf : 0          0
For. Out/ExcProf  : 0          0
Egress Queue 7
Dro. In/InplusProf : 0          0
Dro. Out/ExcProf  : 0          0
For. In/InplusProf : 0          0
For. Out/ExcProf  : 0          0
Egress Queue 8
Dro. In/InplusProf : 0          0
Dro. Out/ExcProf  : 0          0
For. In/InplusProf : 0          0
For. Out/ExcProf  : 0          0
```

Number of active subscribers : 1
=====

*B:Dut-C#

[Table 13: Active Subscriber Field Descriptions](#) describes active subscriber output fields.

Table 13: Active Subscriber Field Descriptions

Field	Description
Active Subscribers	The active subscriber's name
IP Address	The IP address of the active subscriber
MAC Address	The MAC address of the active subscriber
Session	The session type
Origin	The IPCP parameter
Svc	The service ID
Fwd	Option to forward
Number of active subscribers	The total number of active subscribers

5.25 adi

adi

Syntax

adi [**service** *service-id*] [**interface** *ip-int-name*] [**address** *mcast-address*] [**source** *ip-address*] [**detail**]

Context

[\[Tree\]](#) (show>video adi)

Full Context

show video adi

Description

This command displays ad insertion channel information.

Parameters

service *service-id*

Displays information pertaining to the specified service ID.

Values 1 — 2147483648 *svc-name* — a string up to 64 characters in length.

interface *ip-int-name*

Displays information pertaining to the specified interface.

address *mcast-address*

Displays information pertaining to the specified multicast channel address.

source *ip-address*

Displays information pertaining to the source IP address.

detail

The output displays detailed information.

Platforms

7450 ESS, 7750 SR-1, 7750 SR-7/12/12e, 7750 SR-1s, 7750 SR-2s, 7750 SR-7s, 7750 SR-14s

5.26 adi-session

adi-session

Syntax

adi-session

Context

[\[Tree\]](#) (clear>video>statistics>id adi-session)

Full Context

clear video statistics id adi-session

Description

This command clears video statistics for an ADI session.

Platforms

7450 ESS, 7750 SR-1, 7750 SR-7/12/12e, 7750 SR-1s, 7750 SR-2s, 7750 SR-7s, 7750 SR-14s

5.27 adjacency

adjacency

Syntax

adjacency [detail]

Context

[\[Tree\]](#) (show>service>id>spb adjacency)

Full Context

show service id spb adjacency

Description

This command displays SPB adjacency information.

Parameters

detail

Shows detailed information

Platforms

All

Output

The following output is an example of service SPB adjacency information.

Sample Output

```

=====
ISIS Adjacency
=====
System ID                Usage State Hold Interface                MT Enab
-----
Dut-B                    L1    Up    19    sap:1/2/2:1.1                No
Dut-C                    L1    Up    21    sap:1/2/3:1.1                No
-----
Adjacencies : 2
=====
  
```

adjacency

Syntax

adjacency [*ip-address* | *ip-int-name* | *nbr-system-id*] [**detail**]

Context

[\[Tree\]](#) (show>router>isis adjacency)

Full Context

show router isis adjacency

Description

This command displays information regarding IS-IS neighbors. When no *ip-address*, *ip-int-name*, or *nbr-system-id* is specified, then all adjacencies are displayed.

Parameters

ip-address

When specified, only adjacencies with that interface is displayed.

- Values**
- ipv4-address:
 - a.b.c.d (host bits must be 0)
 - ipv6-address:
 - x:x:x:x:x:x:x (eight 16-bit pieces)
 - x:x:x:x:x:d.d.d.d
 - x: [0 to FFFF]H
 - d: [0 to 255]D

ip-int-name

When specified, only adjacencies with that interface is displayed.

nbr-system-id

When specified, only the adjacency with that ID is displayed.

detail

All output is displayed in the detailed format.

mt-id-number

Specifies the multi topology ID number for this route.

Platforms

All

Output

Standard and Detailed IS-IS Adjacency Output

[Table 14: Standard and Detailed Adjacency Output Fields](#) describes the standard and detailed command output fields for an IS-IS adjacency.

Table 14: Standard and Detailed Adjacency Output Fields

Label	Description
Interface	Interface name associated with the neighbor.
System-id	Neighbor's system ID.
Level	1-L1 only, 2-L2 only, 3-L1 and L2.
State	Up, down, new, one-way, initializing, or rejected.
Hold	Hold time remaining for the adjacency.
SNPA	Subnetwork point of attachment, MAC address of the next hop.
Circuit type	Level on the interface L1, L2, or both.
Expires In	Number of seconds until adjacency expires.

Label	Description
Priority	Priority to become designated router.
Up/down transitions	Number of times neighbor state has changed.
Event	Event causing last transition.
Last transition	Time since last transition change.
Speaks	Supported protocols (only IP).
IP address	IP address of neighbor.
MT enab	Yes — The neighbor is advertising at least 1 non MTID#0.
Topology	Derived from the MT TLV in the IIH <ul style="list-style-type: none"> • MT#0, MT#2 => "Topology : Unicast, IPv6-Unicast" • Native IPv4 or native IPv6 => "Topology : Unicast" Not supported MTIDs => Topology line suppressed

Sample Output

```
*A:Dut-C# show router isis adjacency

=====
Rtr Base ISIS Instance 0 Adjacency
=====
System ID           Usage State Hold Interface           MT-ID
-----
Dut-B               L1L2 Up    23   to_Dut-B                0
Dut-D               L1L2 Up    23   to_Dut-D1               0
-----
Adjacencies : 2
=====
*A:Dut-C# show router isis adjacency Dut-D detail

=====
Rtr Base ISIS Instance 0 Adjacency (detail)
=====
SystemID      : Dut-D                SNPA      : 00:00:00:00:00:04
Interface    : to_Dut-D1              Up Time   : 0d 00:05:23
State        : Up                    Priority   : 0
Nbr Sys Typ  : L1L2                L. Circ Typ : L1L2
Hold Time    : 19                  Max Hold  : 27
Adj Level    : L1L2                MT Enabled : No
Topology     : Unicast

IPv6 Neighbor : fe80::200:ff:fe00:4
IPv4 Neighbor : 1.3.4.4
IPv4 Adj SID  : Label 262139
Restart Support : Disabled
Restart Status : Not currently being helped
Restart Suppressed : Disabled
Number of Restarts: 0
Last Restart at : Never
=====
```



```

*A:Dut-C#

*A:ALA-A# show router isis adjacency 180.0.7.12
=====
Rtr Base ISIS Instance 0 Adjacency
=====
System ID                Usage State Hold Interface
-----
asbr_east                L2    Up    25  if2/5
-----
Adjacencies : 1
=====

*A:ALA-A#

*A:ALA-A# show router isis adjacency if2/5
=====
Rtr Base ISIS Instance 0 Adjacency
=====
System ID                Usage State Hold Interface
-----
asbr_east                L2    Up    20  if2/5
-----
Adjacencies : 1
=====

*A:ALA-A#

*A:Dut-A# show router isis adjacency detail
=====
Rtr Base ISIS Instance 0 Adjacency (detail)
=====
SystemID      : Dut-B                SNPA      : 20:81:01:01:00:01
Interface    : ip-3FFE::A0A:101      Up Time   : 0d 00:56:10
State        : Up                    Priority   : 64
Nbr Sys Typ  : L1                    L. Circ Typ : L1
Hold Time    : 2                      Max Hold  : 2
Adj Level    : L1                    MT Enabled : Yes
Topology     : Unicast, IPv6-Unicast

IPv6 Neighbor : FE80::2281:1FF:FE01:1
IPv4 Neighbor : 10.10.1.2
Restart Support : Disabled
Restart Status : Not currently being helped
Restart Supressed : Disabled
Number of Restarts: 0
Last Restart at : Never

SystemID      : Dut-B                SNPA      : 20:81:01:01:00:01
Interface    : ip-3FFE::A0A:101      Up Time   : 0d 00:56:10
State        : Up                    Priority   : 64
Nbr Sys Typ  : L2                    L. Circ Typ : L2
Hold Time    : 2                      Max Hold  : 2
Adj Level    : L2                    MT Enabled : Yes
Topology     : Unicast, IPv6-Unicast

IPv6 Neighbor : FE80::2281:1FF:FE01:1
IPv4 Neighbor : 10.10.1.2
Restart Support : Disabled
Restart Status : Not currently being helped
Restart Supressed : Disabled
Number of Restarts: 0
Last Restart at : Never
  
```

```
SystemID      : Dut-F                               SNPA          : 00:00:00:00:00:00
Interface     : ies-1-3FFE::A0A:1501              Up Time       : 0d 01:18:34
State         : Up                                Priority      : 0
Nbr Sys Typ  : L1L2                               L. Circ Typ  : L1L2
Hold Time    : 5                                  Max Hold     : 6
Adj Level    : L1L2                               MT Enabled   : Yes
Topology     : Unicast, IPv6-Unicast

IPv6 Neighbor : FE80::2285:FFFF:FE00:0
IPv4 Neighbor : 10.10.21.6
Restart Support : Disabled
Restart Status : Not currently being helped
Restart Supressed : Disabled
Number of Restarts: 0
Last Restart at : Never
=====
*A:Dut-A#
```

adjacency

Syntax

adjacency [*system-id*]

Context

[Tree] (clear>router>isis adjacency)

Full Context

clear router isis adjacency

Description

This command clears and resets the entries from the IS-IS adjacency database.

Parameters

system-id

When the system ID is entered, only the specified entries are removed from the IS-IS adjacency database.

Platforms

All

adjacency

Syntax

adjacency [*system-id*]

Context

[\[Tree\]](#) (clear>service>id>spb adjacency)

Full Context

```
clear service id spb adjacency
```

Description

This command clears and resets IS-IS adjacencies.

Parameters

system-id

Specifies the system ID. When the system ID is entered, only the specified entries are removed from the IS-IS adjacency database.

Values 6-octet system identifier (xxxx.xxxx.xxxx)

Platforms

All

5.28 adjust-autobandwidth

adjust-autobandwidth

Syntax

```
adjust-autobandwidth [lsp lsp-name [force [bandwidth mbps]]]
```

Context

[\[Tree\]](#) (tools>perform>router>mpls adjust-autobandwidth)

Full Context

```
tools perform router mpls adjust-autobandwidth
```

Description

This command initiates an immediate automatic bandwidth adjustment attempt for either one specific LSP or all active LSPs. The automatic bandwidth adjustment is made to the primary or secondary path of the LSP, whichever is the currently active path. If an LSP is not specified, then the system assumes the command applies to all LSPs. The optional **force** parameter, which is available only when an LSP is referenced, determines whether **adjust-up** and **adjust-down** threshold checks are applied. If **force** is not specified then the maximum average data rate must differ from the current reservation by more than the **adjust-up** or **adjust-down** thresholds, otherwise no bandwidth adjustment occurs. If the force option is specified then, bandwidth adjustment ignores the configured thresholds. If a bandwidth is specified as part of the force option then the bandwidth of the LSP is changed to this specific value, otherwise the bandwidth

is changed to the maximum average data rate that has been measured by the system in the current adjust interval.

The adjust-count and maximum average data rate are not reset by the manual **auto-bandwidth** command, whether or not the bandwidth adjustment succeeds or fails. The overflow count is reset only if the manual **auto-bandwidth** attempt is successful.

Parameters

isp-name

Specifies the LSP name, up to 64 characters, to which this command applies. If this parameter is not supplied the command applies to all active LSPs.

mbps

Specifies the bandwidth that the LSP should be immediately resized to.

Values 0 to 6400000

Platforms

All

5.29 admin

admin

Syntax

admin

Context

[\[Tree\]](#) (show>app-assure>group>policy admin)

Full Context

show application-assurance group policy admin

Description

This command displays the application-assurance policy uncommitted changes.

Platforms

7450 ESS, 7750 SR, 7750 SR-e, 7750 SR-s, VSR

Output

The following is an example output for the **admin** command.

Sample Output

```
*A:ALA-48>show>app-assure>group>policy# admin
```

```

begin
  app-filter
    entry 10 create
      shutdown
    exit
  exit
  app-qos-policy
    entry 10 create
      shutdown
    exit
  exit
  commit
*A:ALA-48>show>app-assure>group>policy#
  
```

5.30 admin-group

admin-group

Syntax

admin-group [*name*]

Context

[\[Tree\]](#) (show>router>if-attribute admin-group)

Full Context

show router if-attribute admin-group

Description

This command displays administrative group statistics.

Parameters

name

Displays entries that are associated with the specified administrative group name, up to 32 characters.

Platforms

All

Output

The following output is an example of administrative group statistics, and [Table 15: Administrative Group Fields](#) describes the fields.

Sample Output

```

*A:node-3# show router if-attribute admin-group
=====
Interface Administrative Groups
  
```

```

=====
Group Name                Group Value
-----
Admin                    4
admin                    1
-----
No. of Groups: 2
=====
*A:node-3#
    
```

Table 15: Administrative Group Fields

Label	Description
Group Name	The name of the administrative group
Group Value	The integer value of the administrative group
No. of Groups	The total number of displayed administrative groups

5.31 admin-lock

admin-lock

Syntax

admin-lock

Context

[\[Tree\]](#) (tools>perform>service>id admin-lock)

Full Context

tools perform service id admin-lock

Description

Commands in this context apply an administrative lock for a spoke SDP that is bound to a VLL SAP, another spoke-\ sdp or a VPLS interface for an MPLS-TP PW. After the PW is locked, it can be put into loopback mode. The command must be executed at both ends of the PW or MS-PW represented by the spoke-\ SDP. Test traffic can then be injected using a test SAP.

Platforms

All

5.32 admit-deny-stats

admit-deny-stats

Syntax

admit-deny-stats

Context

[Tree] (tools>dump>app-assure>group admit-deny-stats)

Full Context

tools dump application-assurance group admit-deny-stats

Description

This command displays application-assurance admit-deny statistics.

Platforms

7450 ESS, 7750 SR, 7750 SR-e, 7750 SR-s, VSR

Output

The following output is an example of AA admit-deny statistics information.

Sample Output

```
tools dump application-assurance group 1 admit-deny-stats
=====
Application-Assurance Group 1 Admit-Deny Statistics
=====
-----
Packet Validation Statistics
  Admitted Sub-To-Net  Denied Sub-To-Net  Admitted Net-To-Sub  Denied Net-To-Sub
  (Packets)            (Packets)          (Packets)            (Packets)
-----
Error
  0                    0                  0                    0
Fragments: Out-Of-Order
  0                    0                  0                    0
Fragments: All
  0                    0                  0                    0
Overload
  N/A                 0                  N/A                  0
-----
TCP Validation Statistics
  Admitted Sub-To-Net  Denied Sub-To-Net  Admitted Net-To-Sub  Denied Net-To-Sub
  (Packets)            (Packets)          (Packets)            (Packets)
-----
2  0                    0                  0                    0
net 14                 1                  15                   1
-----
```

5.33 adv-config-policy

adv-config-policy

Syntax

adv-config-policy [*policy-name*] [**association**]

Context

[\[Tree\]](#) (show>qos adv-config-policy)

Full Context

show qos adv-config-policy

Description

This command displays advanced QoS policy information.

Parameters

policy-name

The name of the advanced QoS policy.

association

Displays associations related to the specified adv-config-policy.

Platforms

All

Output

The following output is an example of advanced QoS policy information, and [Table 16: Show QoS Scheduler-Hierarchy Customer Output Fields](#) describes the advanced QoS policy fields.

Sample Output

```
*A:PE# show qos adv-config-policy "adv1"
=====
QoS Advanced Configure Policy
=====
Policy Name           : adv1
Description            : (Not Specified)
OM Add PIR Prcnt      : 0.00           OM Add Rate           : 0
  OM Add [min-only : false] [active-min-only : false]
OM Gran PIR Prcnt     : 0.00           OM Gran Rate          : 0
Max Dec PIR Prcnt     : 100.00        Max Dec Rate          : 0
Abv Off PIR Prcnt     : 100.00        Abv Off Rate          : max
BWD Gran PIR Prcnt    : 0.00           BWD Gran Rate         : 0
Fast Start            : Disabled       Fast Stop              : Disabled
Time Average Factor    : 0 [dec-only : false]
Hi Rate Hold Time     : 0 [active-min-only : false]
Sample Interval        : 1             Enqueue on PIR Zero   : false
Limit PIR Zero Drain   : false         Init LUB with min PIR : false
Internal Sched Wght Mode: no-override
```



```

Unconsumed Agg-rate      : 100.00      Delta Consumed Agg-rate   : 20.00
Unconsumed Hi-tier-rate  : 100.00      Delta Consumed Hi-tier-rate : 5.00
=====
*APE#
    
```

Table 16: Show QoS Scheduler-Hierarchy Customer Output Fields

Label	Description
Policy Name	Displays the policy name.
Description	Displays the policy description.
OM Add PIR Prcnt	Displays the percentage of the administrative PIR by which the measured rate is increased.
OM Add Rate	Displays the amount, in kb/s, by which the measured rate is increased.
OM Add	<p>min-only — When this option is true, the system uses the specified increase as a minimum offered rate even for inactive queues or policers associated with the policy.</p> <p>active-min-only — When this option is true, the respective rate or percentage is treated as the minimum offered rate for a queue only when the queue has an actual non-zero offered rate. This is intended to limit the artificial increase in offered rate to queues that are currently active. When a queue's measured offered rate drops to zero, the system stops enforcing the minimum value.</p>
OM Gran PIR Prcnt	Displays the percentage of the child's administrative PIR that is used as the threshold sensitivity to the offered rate change. If a value of 0 or 0.00 is used, the system will interpret this equivalent to no granularity.
OM Gran Rate	Displays the explicit rate, in kb/s, that are used as the child's offered rate change sensitivity value. If a rate sensitivity of 0 is specified, the system interprets this equivalent to no granularity.
Max Dec PIR Prcnt	Displays the percentage of the child's administrative PIR that is used as the decrement limit to the offered rate change. If a value of 100 or 100.00 is used, the system interprets this equivalent as no max-decrement .
Max Dec Rate	Displays the rate, in kb/s, that is used as the child's offered rate change sensitivity value. If a rate sensitivity of 0 is specified, the system interprets this equivalent to no granularity.
Abv Off PIR Prcnt	Displays the percentage of the child's administrative PIR that is used as the fair share increase limit. The new operational PIR result is capped by the child's PIR.

Label	Description
	<p>If a value of 0 or 0.00 is specified, the system will disable the fair share increase function and only configure the actual distribution rate.</p> <p>If a value of 100 or 100.00 is used, the system will interpret this equivalent to executing the no above-offered-cap command and return the fair-share operation to the default behavior.</p>
Abv Off Rate	<p>Specifies the explicit rate, in kb/s, that is used as the limit to the child's fair share increase to the operational PIR. The new operational PIR result is capped by the child's PIR.</p> <p>If a value of 0 is used, the system will disable the fair share increase function and only configure the actual distribution rate.</p>
BWD Gran PIR Prcnt	<p>Displays the percentage of the child's administrative PIR that is used as the rounding step value. If a value of 0 or 0.00 is used, the system will interpret this equivalent to no granularity.</p>
BWD Gran Rate	<p>Displays the rate, in kb/s, that is used as the rounding step value. If a value of 0 is used, the system will interpret this equivalent to no granularity.</p>
Fast Start	<p>Displays whether fast detection of initial bandwidth on a child policer or queue associated with the policy is enabled.</p>
Fast Stop	<p>Displays whether fast detection of lack of offered rate on a child policer or queue associated with the policy is enabled.</p>
Time Average Factor	<p>Displays the time average factor used to calculate the weight of the new offered rate using a portion of the previous offered rate.</p> <p>If dec-only is true, the time average factor adjustment is only applied if the new offered rate is decreasing compared to the previous offered rate.</p>
Hi Rate Hold Time	<p>Displays the time period that the current offered rate is maintained for a child policer or queue when it is seen that the offered rate is decreasing. The offered measurement that triggers the hold time is used when the hold timer expires, unless a higher offered rate is seen in the interim. When a higher rate is observed, the hold timer is canceled and the higher offered rate is used immediately.</p> <p>If active-min-only is true, the respective rate or percentage is treated as the minimum offered rate for a queue, only when the queue has an actual non-zero offered rate.</p>
Sample Interval	<p>Displays the number of intervening sample periods before a new offered rate is measured.</p>
Enqueue on PIR Zero	<p>Displays whether enqueue-on-pir-zero is enabled. If it is enabled, when the operational PIR is set to zero, the queue's</p>

Label	Description
	MBS remains set to the normal value and is not also set to zero.
Limit PIR Zero Drain	If true, the system to use the minimum configurable PIR instead of an H-QoS derived zero operational PIR.
Init LUB with min PIR	If true, new queues associated with a LUB context are assigned a minimum rate operational PIR to be applied to the queue for use by enqueued packets prior to an H-QoS iteration.
Internal Sched Wght Mode	Specifies the internal scheduler weight: default — Specifies that queues are equally weighted, except at ingress for mixed-speed LAGs without per-fp-inq-queuing enabled and at egress for all mixed-speed LAGs, in which cases the queues are weighted based on port speed. force-equal — Specifies that the queues are always equally weighted. offered-load — Specifies that the queues are weighted based on observed offered load. capped-offered-load — Specifies that the queues are weighted based on observed offered load capped by PIR.
Unconsumed Agg-rate	Displays the percentage of the unconsumed aggregate rate that can be given to a queue at the end of an H-QoS pass.
Delta Consumed Agg-rate	Displays the percentage of the delta consumed aggregate rate that can be given to a queue at the end of an H-QoS pass.
Unconsumed Hi-tier-rate	Displays the percentage of the unconsumed higher tier rate that can be given to a queue at the end of an H-QoS pass.
Delta Consumed Hi-tier-rate	Displays the percentage of the delta consumed higher tier rate that can be given to a queue at the end of an H-QoS pass.

5.34 agg-rate

agg-rate

Syntax

agg-rate

Context

[\[Tree\]](#) (show>qos agg-rate)

Full Context

show qos agg-rate

Description

This command displays aggregate rate information.

Platforms

All

5.35 aggregate

aggregate

Syntax

aggregate [*family*] [**active**] [**detail**]

Context

[\[Tree\]](#) (show>router aggregate)

Full Context

show router aggregate

Description

This command displays aggregated routes.

Parameters

active

This keyword filters out inactive aggregates.

detail

This keyword displays detailed information.

family

Specifies the family to display.

Values ipv4, ipv6

Platforms

All

Output

The following output is an example of router aggregate information, and [Table 17: Show Aggregate Field Descriptions](#) describes the output fields.

Sample Output

```
*A:ALA-12# show router 3 aggregate
=====
Aggregates (Service: 3)
=====
Prefix          Summary AS Set   Aggr AS   Aggr IP-Address  State
-----
No. of Aggregates: 0
-----
*A:ALA-12#

*A:Dut-A>config>router# show router aggregate
=====
Aggregates (Router: Base)
=====
Prefix          Summary AS Set   Aggr IP-Address  Aggr AS
Summary          NextHop  AS Set           AS Set           State
NextHop                                     NextHopType
-----
10.2.3.0/24      False   10.2.2.2         0.0.0.0          0
False                                                    Inactive
10.2.0.0/16      False   10.2.2.2         0.0.0.0          0
False                                                    Indirect
False                                                    Active
None
-----
No. of Aggregates: 2
=====

*A:CPM133>config>router# show router aggregate
=====
Aggregates (Router: Base)
=====
Prefix          Summary AS Set   Aggr IP-Address  Aggr AS
Summary          NextHop  AS Set           AS Set           State
NextHop                                     NextHopType
-----
10.0.0.0/8       False   100:33           0.0.0.0          0
False                                                    Inactive
False                                                    Blackhole
-----
No. of Aggregates: 1
=====
```

Table 17: Show Aggregate Field Descriptions

Label	Description
Prefix	Displays the destination address of the aggregate route in dotted decimal notation.
Summary	Specifies whether the aggregate or more specific components are advertised.

Label	Description
AS Set	Displays an aggregate where the path advertised for the route consists of all elements contained in all paths that are being summarized.
Aggr AS	Displays the aggregator path attribute to the aggregate route.
Aggr IP-Address	The IP address of the aggregated route.
State	The operational state of the aggregated route.
No. of Aggregates	The total number of aggregated routes.

5.36 alarm-contact-input

alarm-contact-input

Syntax

alarm-contact-input {*alarm-contact-input-id* | **all**} [**detail**]

Context

[\[Tree\]](#) (show>system alarm-contact-input)

Full Context

show system alarm-contact-input

Description

This command displays the alarm contact input information.

Parameters

alarm-contact-input-id

Specifies the alarm contact input pin number. Alarm contact input information is displayed only for the specified pin.

Values 1 to 4

all

Displays alarm contact input information for all pins.

detail

Displays detailed alarm contact input information for the specifies pin or all pins.

Platforms

7750 SR-a

Output

The following output is an example of alarm contact input information, and [Table 18: Alarm Contact Input Field Descriptions](#) describes the output fields.

Sample Output

```

=====
Alarm Contact Input
=====
Alarm Input Pin Number      : 1
  Description                : (Not Specified)
  Alarm Input Pin Current State : Disabled
  Alarm Severity             : major
  Alarm Raised               : No
  Last State Change          : 03/18/2021 14:45:31
Alarm Input Pin Number      : 2
  Description                : (Not Specified)
  Alarm Input Pin Current State : Disabled
  Alarm Severity             : major
  Alarm Raised               : No
  Last State Change          : 02/21/2021 11:46:45
Alarm Input Pin Number      : 3
  Description                : (Not Specified)
  Alarm Input Pin Current State : Disabled
  Alarm Severity             : major
  Alarm Raised               : No
  Last State Change          : 02/22/2021 16:20:00
Alarm Input Pin Number      : 4
  Description                : (Not Specified)
  Alarm Input Pin Current State : Disabled
  Alarm Severity             : major
  Alarm Raised               : No
  Last State Change          : 03/18/2021 14:45:31
    
```

Table 18: Alarm Contact Input Field Descriptions

Label	Description
Alarm Input Pin Number	Indicates the alarm contact input pin number.
Description	Displays the configured description string for the alarm contact input
Alarm Input Pin Current State	Indicates the configured administrative state of the alarm contact input. Disabled — The alarm contact input is disabled (shutdown) and log events will not be generated for changes to the input pin status. Enabled — The alarm contact input is enabled (no shutdown) and log events are generated for changes to the input pin status as long as the log events are not suppressed in event-control configuration.
Alarm Severity	Indicates the configured severity of the associated CHASSIS log event.

Label	Description
Alarm Raised	Indicates if the input pin is triggered or not.
Last State Change	Indicates when the input pin last changed state.

5.37 alarms

alarms

Syntax

alarms [**cleared**] [**count** *count*] [**newer-than** *days*] [**severity** *severity-level*]

Context

[\[Tree\]](#) (show>system alarms)

Full Context

show system alarms

Description

This command displays facility alarms on the system. Alarm support covers a focused subset of router states that are likely to indicate service impacts (or imminent service impacts) related to the overall state of hardware assemblies (cards, fans, links, and so on).

Platforms

All

Output

[Table 19: Show Facility Alarms Output Fields](#) describes the alarms output fields.

Use the following command to display facility alarms on the system.

```
show system alarms
```

Sample Output

```
=====
Alarms [Critical:1 Major:2 Minor:0 Warning:0 Total:3]
=====
Index   Date/Time                Severity   Alarm      Resource
  Details
-----
 8      2011/04/01 18:36:43.80 MAJOR     7-2011-1   Power Supply 1
      Power supply 1, power lost
 7      2011/04/01 18:35:57.00 MAJOR     7-2005-1   Chassis 1
      Chassis 1: temperature too high
```



```
6          2011/04/01 18:35:24.80 CRITICAL 7-2006-1 Fan 1
Fan 1 failed
=====
```

Sample Output (ESA)

```
=====
Alarms [Critical:3 Major:1 Minor:0 Warning:0 Total:4]
=====
Index      Date/Time          Severity Alarm      Resource
  Details
-----
8          2022/08/23 17:06:54.70 MAJOR   7-2426-1  Chassis esa-1
ESA Chassis temperature status degraded
7          2022/08/23 17:06:54.70 CRITICAL 7-2416-1  Chassis esa-1
ESA Chassis fan status degraded
6          2022/08/23 17:06:14.70 CRITICAL 7-2410-1  Chassis esa-1
ESA Chassis power supply 2 status failed
5          2022/08/23 17:06:14.70 CRITICAL 7-2404-1  Chassis esa-1
ESA Chassis power supply 1 status degraded
=====
```

Use the following command to display cleared facility alarms on the system.

```
show system alarms cleared
```

Sample Output

```
=====
Cleared Alarms [Size:500 Total:5 (not wrapped)]
=====
Index      Date/Time          Severity Alarm      Resource
  Details
-----
5          2011/04/01 18:11:55.00 MAJOR   7-2005-1  Chassis 1
Clear Chassis temperature too high alarm
3          2011/04/01 18:11:54.50 CRITICAL 7-2051-1  Power Supply 1
Clear Power Supply failure
2          2011/04/01 18:11:54.40 CRITICAL 7-2050-1  Power Supply 1
Clear Power Supply failure
4          2011/04/01 18:11:54.10 MINOR   7-2004-1  Fan 1
Clear Fan wrong type failure
1          2011/04/01 18:11:54.00 CRITICAL 7-2007-1  Power Supply 1
Clear Power Supply failure
=====
```

Sample Output (ESA)

```
=====
Cleared Alarms [Size:500 Total:14 (not wrapped)]
=====
Index      Date/Time          Severity Alarm      Resource
  Details
```

```
-----
15      2022/09/22 14:49:36.00 MAJOR      7-2422-1  Chassis esa-1
      ESA Chassis power supply redundancy degraded - cleared, now redundant

14      2022/09/22 14:49:36.00 MAJOR      7-2400-1  Chassis esa-1
      ESA Chassis aggregate hardware degraded status cleared, now ok

13      2022/09/22 14:49:31.00 CRITICAL 7-2410-1  Chassis esa-1
      ESA Chassis power supply 2 failed status cleared, now ok

12      2022/09/22 11:27:04.80 MAJOR      7-2400-1  Chassis esa-1
      ESA Chassis aggregate hardware degraded status cleared, now ok
```

Table 19: Show Facility Alarms Output Fields

Label	Description
Index	Alarm index number
Date/Time	Date and time string for the alarm
Severity	Severity level of the alarm
Alarm	Alarm identifier
Resource	Facility associated with the alarm
Details	Description of the alarm

5.38 ale-adjust

ale-adjust

Syntax

ale-adjust

ale-adjust subscriber *sub-ident-string*

Context

[\[Tree\]](#) (show>service>active-subscribers ale-adjust)

Full Context

show service active-subscribers ale-adjust

Description

This command displays subscriber Access Loop Encapsulation adjust information.

Parameters

sub-ident-string

Displays subscriber Access Loop Encapsulation adjust for the specified subscriber, up to 32 characters.

Platforms

7450 ESS, 7750 SR, 7750 SR-a, 7750 SR-e, 7750 SR-s, VSR

5.39 alias

alias

Syntax

alias

Context

[\[Tree\]](#) (show alias)

Full Context

show alias

Description

This command shows command aliases.



Note:

This command is not available in the MD-CLI. Use the MD-CLI **info detail environment command-alias** command.

Platforms

All

Output

The following output is an example of alias information, and [Table 20: Show Alias Output Fields](#) describes the output fields.

Sample Output

```
A:ALA-103>config>system# show alias
=====
Alias-Name                Alias-command-name
=====
sri                       show router interface
sse                       show service service-using epipe
ssvpls                   show service service-using vpls
ssvprn                   show service service-using vprn
ssi                       show service service-using ies
```

```
-----
Number of aliases : 5
=====
A:ALA-103>config>system#
```

Table 20: Show Alias Output Fields

Label	Description
Alias-Name	Displays the name of the alias.
Alias-command-name	The command and parameter syntax that define the alias.
Number of aliases	The total number of aliases configured on the router.

5.40 all

```
all
```

Syntax

```
all
```

Context

[\[Tree\]](#) (show>service>id all)

Full Context

```
show service id all
```

Description

This command displays all information about the service.

Platforms

All

Output

Show All Service-ID Output

Sample Output

```
*A:PE-6# show service id 1 all
=====
Service Detailed Information
=====
Service Id       : 1                Vpn Id           : 0
Service Type    : VPLS
Name            : 1
Description     : (Not Specified)
```

```

Customer Id      : 1                Creation Origin   : manual
Last Status Change: 05/08/2018 09:40:32
Last Mgmt Change  : 05/08/2018 09:40:24
Etree Mode       : Disabled
Admin State      : Up                Oper State       : Up
MTU              : 1514
SAP Count        : 1                SDP Bind Count   : 1
Snd Flush on Fail : Disabled         Host Conn Verify  : Disabled
SHCV pol IPv4    : None
Propagate MacFlush: Disabled         Per Svc Hashing  : Disabled
Allow IP Intf Bind: Disabled         Fwd-IPv6-Mcast-To*: Disabled
Fwd-IPv4-Mcast-To*: Disabled
Mcast IPv6 scope : mac-based
Def. Gateway IP  : None
Def. Gateway MAC : None
Evpn Mcast GW    : Enabled           Mcast-GW Type    : MEG
Temp Flood Time  : Disabled         Temp Flood       : Inactive
Temp Flood Chg Cnt: 0
SPI load-balance : Disabled
TEID load-balance : Disabled
Src Tep IP       : N/A
Vxlan ECMP       : Disabled
VSD Domain      : <none>
-----
BGP Information
-----
Split Horizon Group specifics
-----
ETH-CFM service specifics
-----
Tunnel Faults    : ignore
-----
Service Destination Points(SDPs)
-----
Sdp Id 65:1  -(192.0.2.5)
-----
Description      : (Not Specified)
SDP Id          : 65:1                Type              : Spoke
Spoke Descr     : (Not Specified)
Split Horiz Grp : (Not Specified)
Etree Root Leaf Tag: Disabled         Etree Leaf AC    : Disabled
VC Type         : Ether              VC Tag           : n/a
Admin Path MTU  : 0                  Oper Path MTU    : 8974
Delivery        : MPLS
Far End         : 192.0.2.5           Tunnel Far End   :
Oper Tunnel Far End: 192.0.2.5
LSP Types       : LDP
Hash Label      : Disabled           Hash Lbl Sig Cap : Disabled
Oper Hash Label : Disabled
Entropy Label   : Disabled
Admin State     : Up                Oper State       : Down
MinReqd SdpOperMTU : 1514
Acct. Pol      : None                Collect Stats    : Disabled
Ingress Label  : 524279              Egress Label    : None
Ingr Mac Fltr-Id : n/a              Egr Mac Fltr-Id : n/a
Ingr IP Fltr-Id : n/a              Egr IP Fltr-Id  : n/a
Ingr IPv6 Fltr-Id : n/a             Egr IPv6 Fltr-Id : n/a
Admin ControlWord : Not Preferred       Oper ControlWord : False
BFDD Template  : None
BFDD-Enabled   : no                 BFDD-Encap      : ipv4
Last Status Change : 05/07/2018 16:50:10   Signaling       : TLDP
Last Mgmt Change  : 05/08/2018 09:40:24
  
```

```

Endpoint          : N/A                               Precedence       : 4
PW Status Sig     : Enabled
Force Vlan-Vc    : Disabled                           Force Qinq-Vc    : none
Class Fwding State : Down
Flags            : NoEgrVCLabel
Time to RetryReset : never                           Retries Left     : 3
Mac Move         : Blockable                          Blockable Level  : Tertiary
Local Pw Bits    : None
Peer Pw Bits     : None
Peer Fault Ip    : None
Peer Vccv CV Bits : None
Peer Vccv CC Bits : None

Application Profile: None
Max Nbr of MAC Addr: No Limit
Learned MAC Addr : 0
OAM MAC Addr     : 0
Host MAC Addr    : 0
SPB MAC Addr     : 0
BGP EVPN Addr    : 0
Total MAC Addr   : 0
Static MAC Addr  : 0
DHCP MAC Addr    : 0
Intf MAC Addr    : 0
Cond MAC Addr    : 0
EVPN Static Addr : 0

MAC Learning     : Enabled                           Discard Unkwn Srce: Disabled
MAC Aging        : Enabled
BPDU Translation : Disabled
L2PT Termination : Disabled
MAC Pinning      : Disabled
Ignore Standby Sig : False                          Block On Mesh Fail: False
Oper Group       : (none)                            Monitor Oper Grp  : (none)
Auto Learn Mac Prot: Disabled
RestMacProtSrc Act : none

Ingress Qos Policy : (none)                          Egress Qos Policy : (none)
Ingress FP QGrp   : (none)                          Egress Port QGrp  : (none)
Ing FP QGrp Inst  : (none)                          Egr Port QGrp Inst: (none)

KeepAlive Information :
Admin State        : Disabled                         Oper State        : Disabled
Hello Time        : 10                               Hello Msg Len     : 0
Max Drop Count    : 3                               Hold Down Time    : 10

Statistics          :
I. Fwd. Pkts.     : 0                               I. Dro. Pkts.    : 0
I. Fwd. Octs.     : 0                               I. Dro. Octs.    : 0
E. Fwd. Pkts.     : 0                               E. Fwd. Octets   : 0
-----
Control Channel Status
-----
PW Status          : disabled                         Refresh Timer     : <none>
Peer Status Expire : false
Request Timer      : <none>
Acknowledgement    : false

MCAC Policy Name   :
MCAC Max Unconst BW: no limit                       MCAC Max Mand BW : no limit
MCAC In use Mand BW: 0                               MCAC Avail Mand BW: unlimited
MCAC In use Opnl BW: 0                               MCAC Avail Opnl BW: unlimited
MCAC If-Policy Name:
-----
ETH-CFM SDP-Bind specifics
-----
V-MEP Filtering    : Disabled
Squelch ch Levels  : None
Squelch ch Ctag Levels : None
Collect Lmm Stats  : Disabled
  
```

```

LMM FC Stats          : None
LMM FC In Prof       : None
-----
LDP Information :
-----
LDP LSP Id           : 65541
-----
RSVP/Static LSPs
-----
Associated LSP List :
No LSPs Associated
-----
Class-based forwarding :
-----
Class forwarding      : Disabled          EnforceDSTELspFc : Disabled
Default LSP          : Uknwn
Multicast LSP        : None
=====
FC Mapping Table
=====
FC Name              LSP Name
-----
No FC Mappings
-----
Segment Routing
-----
ISIS                 : disabled
OSPF                 : disabled
TE-LSP               : disabled
-----
Stp Service Destination Point specifics
-----
Stp Admin State      : Up                Stp Oper State      : Down
Core Connectivity    : Down
Port Role            : N/A                Port State          : Discarding
Port Number          : 0                Port Priority        : 128
Port Path Cost       : 10               Auto Edge           : Enabled
Admin Edge           : Disabled          Oper Edge           : N/A
Link Type            : Pt-pt            BPDU Encap          : Dot1d
Root Guard           : Disabled          Active Protocol     : N/A
Last BPDU from       : N/A
Designated Bridge    : N/A                Designated Port Id  : 0

Fwd Transitions      : 0                Bad BPDUs rcvd     : 0
Cfg BPDUs rcvd       : 0                Cfg BPDUs tx       : 0
TCN BPDUs rcvd       : 0                TCN BPDUs tx       : 0
TC bit BPDUs rcvd    : 0                TC bit BPDUs tx    : 0
RST BPDUs rcvd       : 0                RST BPDUs tx       : 0
-----
Number of SDPs : 1
-----
Service Access Points
-----
SAP 1/1/c1/1:1
-----
Service Id          : 1
SAP                 : 1/1/c1/1:1          Encap                : q-tag
Description         : (Not Specified)
Admin State         : Up                Oper State           : Up
Flags               : None
Multi Svc Site      : None
Last Status Change  : 05/07/2018 16:50:10
Last Mgmt Change    : 05/08/2018 09:40:32
Sub Type            : regular
  
```

```

Dot1Q Ethertype      : 0x8100
Split Horizon Group: (Not Specified)

Etree Root Leaf Tag: Disabled
Etree Leaf AC       : Disabled
Max Nbr of MAC Addr: No Limit
Learned MAC Addr    : 0
OAM MAC Addr        : 0
Host MAC Addr       : 0
SPB MAC Addr        : 0
BGP EVPN Addr       : 0
Admin MTU           : 9000
Ingr IP Fltr-Id     : n/a
Ingr Mac Fltr-Id    : n/a
Ingr IPv6 Fltr-Id   : n/a
qinq-pbit-marking   : both
Egr Agg Rate Limit  : max
Q Frame-Based Acct  : Disabled
ARP Reply Agent     : Disabled
SHCV pol IPv4       : None
Mac Learning        : Enabled
Mac Aging           : Enabled
BPDU Translation    : Disabled
L2PT Termination    : Disabled
Vlan-translation    : None
Qinq-vlan-translation : None

Acct. Pol           : None

Anti Spoofing       : None
Avl Static Hosts    : 0
Calling-Station-Id : n/a

Oper Group          : (none)
Host Lockout Plcy   : n/a
Lag Link Map Prof   : (none)
Cflowd             : Disabled
Bandwidth           : Not-Applicable
Oper DCpu Prot Pol* : _default-access-policy
MCAC Policy Name    :
MCAC Max Unconst BW: no limit
MCAC In use Mand BW: 0
MCAC In use Opnl BW: 0
Use LAG port weight: no
MCAC If-Policy Name:
Restr MacUnpr Dst   : Disabled
Auto Learn Mac Prot: Disabled
RestMacProtSrc Act  : none
Time to RetryReset  : never
Mac Move            : Blockable
Auth Policy         : None
DestMac Rewrite     : Disabled
SendBvplsEvpnFlush : Enabled

-----
ETH-CFM SAP specifics
-----
Tunnel Faults       : n/a
MC Prop-Hold-Timer  : n/a
Squelch ch Levels   : None
Squelch ch Ctag Levels : None
Collect Lmm Stats   : Disabled
LMM FC Stats        : None
LMM FC In Prof      : None

Qinq Ethertype      : 0x8100
Etree Leaf Tag      : 0
Total MAC Addr      : 0
Static MAC Addr     : 0
DHCP MAC Addr       : 0
Intf MAC Addr       : 0
Cond MAC Addr       : 0
EVPN Static Addr    : 0
Oper MTU            : 9000
Egr IP Fltr-Id     : n/a
Egr Mac Fltr-Id    : n/a
Egr IPv6 Fltr-Id   : n/a

Limit Unused BW     : Disabled
Host Conn Verify    : Disabled

Discard Unkwn Srce: Disabled
Mac Pinning         : Disabled

Qinq-vlan-translation Ids : None

Collect Stats       : Disabled

Dynamic Hosts       : Enabled
Tot Static Hosts    : 0

Monitor Oper Grp    : (none)

MCAC Const Adm St   : Enable
MCAC Max Mand BW    : no limit
MCAC Avail Mand BW : unlimited
MCAC Avail Opnl BW : unlimited

Retries Left        : 3
Blockable Level     : Tertiary
  
```



```

-----
Stp Service Access Point specifics
-----
Stp Admin State      : Up                Stp Oper State      : Down
Core Connectivity    : Down
Port Role            : N/A                Port State          : Forwarding
Port Number          : N/A                Port Priority        : 128
Port Path Cost       : 10                 Auto Edge           : Enabled
Admin Edge           : Disabled            Oper Edge           : N/A
Link Type            : Pt-pt              BPDU Encap         : Dot1d
Root Guard           : Disabled            Active Protocol     : N/A
Last BPDU from       : N/A
CIST Desig Bridge    : N/A                Designated Port     : N/A

Forward transitions: 0                    Bad BPDUs rcvd     : 0
Cfg BPDUs rcvd      : 0                    Cfg BPDUs tx       : 0
TCN BPDUs rcvd      : 0                    TCN BPDUs tx       : 0
TC bit BPDUs rcvd   : 0                    TC bit BPDUs tx    : 0
RST BPDUs rcvd      : 0                    RST BPDUs tx       : 0
MST BPDUs rcvd      : 0                    MST BPDUs tx       : 0
-----
ARP host
-----
Admin State          : outOfService
Host Limit           : 1                    Min Auth Interval  : 15 minutes
-----
QOS
-----
Ingress qos-policy  : 1                    Egress qos-policy  : 1
Ingress FP QGrp     : (none)                Egress Port QGrp   : (none)
Ing FP QGrp Inst    : (none)                Egr Port QGrp Inst: (none)
Shared Q plcy       : n/a                    Multipoint shared   : Disabled
I. Sched Pol        : (Not Specified)
E. Sched Pol        : (Not Specified)
I. Policer Ctl Pol  : (Not Specified)
E. Policer Ctl Pol  : (Not Specified)
I. QGrp Redir. List: (Not Specified)
E. QGrp Redir. List: (Not Specified)
-----
DHCP
-----
Description          : (Not Specified)
Admin State          : Down                Lease Populate      : 0
DHCP Snooping        : Down                Action              : Keep

Proxy Admin State    : Down
Proxy Lease Time     : N/A
Emul. Server Addr    : Not Configured
-----
DHCP6
-----
Description          : (Not Specified)
Admin State          : Down
DHCP Snooping        : Down
Interface-Id         : AsciiTuple                Remote-Id           : Disabled
-----
Subscriber Management
-----
Admin State          : Down                MAC DA Hashing     : False
Def Sub-Id           : None
Def Sub-Profile      : None
Def SLA-Profile      : None
Def Inter-Dest-Id    : None
  
```

Sub-Ident-Policy : None

Subscriber Limit : 1
 Single-Sub-Parameters
 Prof Traffic Only : False
 Non-Sub-Traffic : N/A

Static host management
 MAC learn options : N/A

 Sap Aggregate Stats

	Packets	Octets
Ingress		
Aggregate Offered	: 0	0
Aggregate Forwarded	: 0	0
Aggregate Dropped	: 0	0
Egress		
Aggregate Forwarded	: 0	0
Aggregate Dropped	: 0	0

 Sap Statistics

Last Cleared Time : N/A

	Packets	Octets
CPM Ingress	: 0	0
Forwarding Engine Stats		
Dropped	: 0	0
Received Valid	: 0	0
Off. HiPrio	: 0	0
Off. LowPrio	: 0	0
Off. Uncolor	: 0	0
Off. Managed	: 0	0

Queueing Stats(Ingress QoS Policy 1)

Dro. HiPrio	: 0	0
Dro. LowPrio	: 0	0
For. InProf	: 0	0
For. OutProf	: 0	0

Queueing Stats(Egress QoS Policy 1)

Dro. In/InplusProf	: 0	0
Dro. Out/ExcProf	: 0	0
For. In/InplusProf	: 0	0
For. Out/ExcProf	: 0	0

 Sap per Queue stats

	Packets	Octets
Ingress Queue 1 (Unicast) (Priority)		
Off. HiPrio	: 0	0
Off. LowPrio	: 0	0
Dro. HiPrio	: 0	0
Dro. LowPrio	: 0	0
For. InProf	: 0	0
For. OutProf	: 0	0
Ingress Queue 11 (Multipoint) (Priority)		
Off. Combined	: 0	0

```

Off. Managed      : 0           0
Dro. HiPrio      : 0           0
Dro. LowPrio     : 0           0
For. InProf      : 0           0
For. OutProf     : 0           0
  
```

```

Egress Queue 1
For. In/InplusProf : 0           0
For. Out/ExcProf   : 0           0
Dro. In/InplusProf : 0           0
Dro. Out/ExcProf   : 0           0
  
```

* indicates that the corresponding row element may have been truncated.

 VPLS Spanning Tree Information

```

VPLS oper state   : Up           Core Connectivity : Down
Stp Admin State   : Down        Stp Oper State    : Down
Mode              : Rstp        Vcp Active Prot.  : N/A
  
```

```

Bridge Id        : 80:00:d8:4a:ff:00:00:00 Bridge Instance Id: 0
Bridge Priority   : 32768             Tx Hold Count     : 6
Topology Change  : Inactive          Bridge Hello Time : 2
Last Top. Change : 0d 00:00:00       Bridge Max Age    : 20
Top. Change Count : 0                Bridge Fwd Delay  : 15
MST region revision: 0                Bridge max hops   : 20
MST region name  :
  
```

```

Root Bridge      : N/A
Primary Bridge   : N/A
  
```

```

Root Path Cost   : 0                Root Forward Delay: 0
Rcvd Hello Time : 0                Root Max Age      : 0
Root Priority     : 0                Root Port         : N/A
  
```

 Forwarding Database specifics

```

Service Id       : 1                Mac Move          : Disabled
Primary Factor   : 3                Secondary Factor  : 2
Mac Move Rate    : 2                Mac Move Timeout  : 10
Mac Move Retries : 3
Table Size       : 250              Allocated Count   : 0
Total In Use     : 0
Learned Count    : 0                Static Count      : 0
OAM MAC Count    : 0                DHCP MAC Count    : 0
Host MAC Count   : 0                Intf MAC Count    : 0
Spb Count        : 0                Cond MAC Count    : 0
BGP EVPN Count   : 0                EVPN Static Cnt   : 0
EVPN Dup Det Cnt : 0
Remote Age       : 900              Local Age         : 300
High Watermark   : 95%              Low Watermark     : 90%
Mac Learning     : Enabled           Discard Unknown   : Disabled
Mac Aging        : Enabled           Relearn Only      : False
Mac Subnet Len   : 48
Sel Learned FDB  : Disabled
  
```

 IGMP Snooping Base info

```

Admin State : Down
Querier     : No querier found
  
```

```

-----
Port          Oper MRtr Pim  Send Max  Max Max  MVR      Num
Id            Stat Port Port Qrys Grps  Srcs Grp  From-VPLS Grps
                                     Srcs
  
```

```

-----
sap:1/1/c1/1:1      Up   No   No   No   None  None None Local  0
sdp:65:1           Down No   No   No   None  None None N/A    0
-----
MLD Snooping Base info
-----
Admin State : Down
Querier     : No querier found
-----
Port      Oper  MRtr  Send      Max Num  MVR      Num
Id        State Port  Queries   Groups   From-VPLS Groups
-----
sap:1/1/c1/1:1    Up    No    Disabled  No Limit Local    0
sdp:65:1         Down  No    Disabled  No Limit N/A      0
-----
DHCP Summary, service 1
-----
Sap/Sdp      Snoop  Used/  Arp Reply  Info  Admin
            Snoop  Provided Agent      Option State
-----
sap:1/1/c1/1:1    No    0/0    No         Keep  Down
sdp:65:1         No    N/A    N/A        N/A  N/A
-----
Number of Entries : 2
-----
ARP host Summary, service 1
-----
Sap          Used      Provided  Admin State
-----
sap:1/1/c1/1:1    0          1          outOfService
-----
Number of SAPs : 1  0
-----
=====
Service VPLS Group Information
=====
No vxlan information for 1
-----
Service Endpoints
-----
No Endpoints found.
-----
=====
VPLS Sites
=====
Site          Site-Id  Dest          Mesh-SDP  Admin  Oper  Fwdr
-----
No Matching Entries
=====
* indicates that the corresponding row element may have been truncated.

```

Table 21: All Service-ID Field Descriptions describes the show all service-id command output fields:

Table 21: All Service-ID Field Descriptions

Label	Description
Service Id	The value that identifies a service

Label	Description
VPN Id	The number that identifies the VPN
Service Type	The type of service
SDP Id	The SDP identifier
Description	The text string describing general information about the service
Customer Id	The customer identifier
Last Mgmt Change	The date and time of the most recent management-initiated change to this customer
SAP Count	The number of SAPs specified for this service
SDP Bind Count	The number of SDPs bound to this service
Evpn Mcast GW	The status of the EVPN multicast gateway
Mcast-GW Type	The multicast gateway type: MEG, PEG, or MEG-PEG
Split Horizon Group	The name of the split horizon group for this service
Description	The text string describing the split horizon group
Last Changed	The date and time of the most recent management-initiated change to this split horizon group
SDP Id	The SDP identifier
Type	The service SDP binding type, spoke or mesh
Admin Path MTU	The desired largest service frame size (in octets) that can be transmitted through this SDP to the far-end router, without requiring the packet to be fragmented
Oper Path MTU	The actual largest service frame size (in octets) that can be transmitted through this SDP to the far-end router, without requiring the packet to be fragmented
Delivery	The type of delivery used by the SDP: GRE or MPLS
Admin State	The administrative state of this SDP
Oper State	The operational status of the KeepAlive protocol.
Ingress Label	The label used by the far-end device to send packets to this device in this service by this SDP
Egress Label	The label used by this device to send packets to the far-end device in this service by this SDP
Ingress Filter	The ID of the ingress filter policy

Label	Description
Egress Filter	The ID of the egress filter policy
Far End	The IP address of the remote end of the GRE or MPLS tunnel defined by this SDP
Last Changed	The date and time of the most recent change to this customer
Signaling	The signaling protocol used to obtain the ingress and egress labels used in frames transmitted and received on this SDP.
Admin State	The operating status of the SDP
Oper State	The operational state of the SDP
Hello Time	The frequency that SDP echo request messages are transmitted on this SDP
Hello Msg Len	The length of the SDP echo request messages transmitted on this SDP
Max Drop Count	The maximum number of consecutive SDP echo request messages that can be unacknowledged before the keepalive protocol reports a fault
Hold Down Time	The amount of time to wait before the keepalive operating status is eligible to enter the alive state.
SDP Delivery Mechanism	When the SDP type is MPLS, a list of LSPs used to reach the far-end router displays. All the LSPs in the list must terminate at the IP address specified in the Far End field. If the SDP type is GRE, then the following message displays: SDP Delivery Mechanism is not MPLS
Number of SDPs	The total number SDPs applied to this service ID
Service Access Points	
Service Id	The value that identifies a service
Port Id	The ID of the access port where this SAP is defined
Description	The generic information about the SAP
Encap Value	The value of the label used to identify this SAP on the access port.
Admin State	The desired state of the SAP
Oper State	The operating state of the SAP
Last Changed	The date and time of the last change

Label	Description
Admin MTU	The desired largest service frame size (in octets) that can be transmitted through this SDP to the far-end router, without requiring the packet to be fragmented
Oper MTU	The actual largest service frame size (in octets) that can be transmitted through this SDP to the far-end router, without requiring the packet to be fragmented
Ingress qos-policy	The SAP ingress QoS policy ID
Egress qos-policy	The SAP egress QoS policy ID
Ingress Filter-Id	The SAP ingress filter policy ID
Egress Filter-Id	The SAP egress filter policy ID
Multi Svc Site	The multi-service site in which the SAP is a member
Ingress sched-policy	The ingress QoS scheduler for the SAP
Egress sched-policy	The egress QoS scheduler for the SAP
Acct. Pol	The accounting policy applied to the SAP
Collect Stats	Accounting statistics collected on the SAP
Dropped	The number of packets or octets dropped
Offered Hi Priority	The number of high priority packets, as determined by the SAP ingress QoS policy
Offered Low Priority	The number of low priority packets, as determined by the SAP ingress QoS policy
Forwarded In Profile	The number of in-profile packets or octets (rate below CIR) forwarded
Forwarded Out Profile	The number of out-of-profile packets or octets (rate above CIR) forwarded
Dropped In Profile	The number of in-profile packets or octets discarded
Dropped Out Profile	The number of out-of-profile packets or octets discarded
Forwarded In Profile	The number of in-profile packets or octets (rate below CIR) forwarded
Forwarded Out Profile	The number of out-of-profile packets or octets (rate above CIR) forwarded
Ingress Queue 1	The index of the ingress QoS queue of this SAP
High priority offered	The packets or octets count of the high priority traffic for the SAP

Label	Description
High priority dropped	The number of high priority traffic packets or octets dropped
Low priority offered	The packets or octets count of the low priority traffic
Low priority dropped	The number of low priority traffic packets or octets dropped
In profile forwarded	The number of in-profile packets or octets (rate below CIR) forwarded
Out profile forwarded	The number of out-of-profile octets (rate above CIR) forwarded
Egress Queue 1	The index of the egress QoS queue of the SAP
In profile forwarded	The number of in-profile packets or octets (rate below CIR) forwarded
In profile dropped	The number of in-profile packets or octets dropped for the SAP
Out profile forwarded	The number of out-of-profile packets or octets (rate above CIR) forwarded
Out profile dropped	The number of out-of-profile packets or octets discarded
State	The DHCP relay state on this SAP
Info Option	Option 82 processing state on this SAP
Action	Option 82 processing state SAP or interface: keep, replace or drop
Circuit ID	If index is inserted in Circuit ID sub-option of Option 82
Remote ID	The far-end MAC address inserted in remote ID sub-option of Option 82
Managed by Service	The service-id of the management VPLS managing this SAP
Managed by SAP	The SAP ID inside the management VPLS managing this SAP
Prune state	The STP state inherited from the management VPLS
Managed by Service	The service ID of the management VPLS managing this spoke SDP
Managed by Spoke	The SAP ID inside the management VPLS managing this spoke SDP
Prune state	The STP state inherited from the management VPLS

all

Syntax

all

Context

[\[Tree\]](#) (show>service>id all)

Full Context

show service id all

Description

This command displays detailed information for all aspects of the service.

Platforms

All

Output

The following output is an example of all service ID information, and [Table 22: Show Service ID Output Fields](#) describes the output fields.

Sample Output

```
*A:PE# show service id 1 all

=====
Service Detailed Information
=====
Service Id       : 1                Vpn Id           : 0
Service Type    : Epipe
Name            : 1
Description     : (Not Specified)
Customer Id     : 1                Creation Origin  : manual
Last Status Change: 08/31/2018 11:12:04
Last Mgmt Change  : 08/31/2018 11:09:25
Test Service    : No
Admin State     : Up                Oper State       : Up
MTU             : 1514
Vc Switching    : False
SAP Count       : 2                SDP Bind Count  : 0
Per Svc Hashing : Disabled
Vxlan Src Tep Ip : N/A
Force QTag Fwd  : Disabled
Oper Group      : <none>

-----
BGP Information
-----

-----
ETH-CFM service specifics
-----
Tunnel Faults   : ignore
```

```

-----
Service Destination Points(SDPs)
-----
No Matching Entries
-----
Service Access Points
-----
-----
SAP 1/1/1
-----
Service Id      : 1
SAP            : 1/1/1
Description    : (Not Specified)
Admin State    : Up
Flags         : None
Multi Svc Site : None
Last Status Change : 08/31/2018 11:12:04
Last Mgmt Change  : 08/31/2018 11:09:24
Sub Type       : regular
Dot1Q Ethertype : 0x8100
Split Horizon Group: (Not Specified)
Encap          : null
Oper State     : Up
QinQ Ethertype : 0x8100

LLF Admin State : Down
Admin MTU       : 1514
Ingr IP Fltr-Id : n/a
Ingr Mac Fltr-Id : n/a
Ingr IPv6 Fltr-Id : n/a
qinq-pbit-marking : both
Endpoint        : N/A
Egr Agg Rate Limit : max
Q Frame-Based Acct : Disabled
Vlan-translation : None
Qinq-vlan-translation : None
Limit Unused BW : Disabled
Acct. Pol       : None
Collect Stats   : Disabled

Application Profile: None
Transit Policy   : None

Oper Group      : (none)
Host Lockout Plcy : n/a
Ignore Oper Down : Disabled
Lag Link Map Prof : (none)
Cflowd         : Disabled
Bandwidth       : Not-Applicable
Oper DCpu Prot Pol*: _default-access-policy

-----
ETH-CFM SAP specifics
-----
Tunnel Faults      : n/a
MC Prop-Hold-Timer : n/a
Squelch Levels     : None
Collect Lmm Stats  : Disabled
LMM FC Stats       : None
LMM FC In Prof     : None
AIS                 : Disabled

-----
QOS
-----
Ingress qos-policy : 1
Ingress FP QGrp   : (none)
Egress qos-policy  : 1
Egress Port QGrp  : (none)
  
```

```

Ing FP QGrp Inst   : (none)
Shared Q plcy     : n/a
I. Sched Pol      : (Not Specified)
E. Sched Pol      : (Not Specified)
I. Policer Ctl Pol : (Not Specified)
E. Policer Ctl Pol : (Not Specified)
E. HS Sec. Shaper  : (Not Specified)
I. QGrp Redir. List: (Not Specified)
E. QGrp Redir. List: (Not Specified)
-----
Sap Aggregate Stats
-----
                Packets                Octets
Ingress
Aggregate Offered : 0
Aggregate Forwarded : 0
Aggregate Dropped : 0
Egress
Aggregate Forwarded : 0
Aggregate Dropped : 0
-----
Sap Statistics
-----
Last Cleared Time : 08/31/2018 11:19:51
                Packets                Octets
CPM Ingress      : 0
Forwarding Engine Stats
Dropped          : 0
Received Valid   : 0
Off. HiPrio      : 0
Off. LowPrio     : 0
Off. Uncolor     : 0
Off. Managed     : 0
Queueing Stats(Ingress QoS Policy 1)
Dro. HiPrio      : 0
Dro. LowPrio     : 0
For. InProf      : 0
For. OutProf     : 0
Queueing Stats(Egress QoS Policy 1)
Dro. In/InplusProf : 0
Dro. Out/ExcProf  : 0
For. In/InplusProf : 0
For. Out/ExcProf  : 0
-----
Sap per Queue stats
-----
                Packets                Octets
Ingress Queue 1 (Unicast) (Priority)
Off. HiPrio      : 0
Off. LowPrio     : 0
Dro. HiPrio      : 0
Dro. LowPrio     : 0
For. InProf      : 0
For. OutProf     : 0
Egress Queue 1
For. In/InplusProf : 0
For. Out/ExcProf  : 0
  
```

```

Dro. In/InplusProf   : 0                0
Dro. Out/ExcProf     : 0                0
* indicates that the corresponding row element may have been truncated.

-----
SAP 1/1/9:1
-----
Service Id           : 1
SAP                  : 1/1/9:1           Encap                : q-tag
Description          : (Not Specified)
Admin State          : Up                Oper State             : Up
Flags                : None
Multi Svc Site       : None
Last Status Change  : 08/31/2018 11:09:25
Last Mgmt Change    : 08/31/2018 11:23:45
Sub Type             : regular
Dot1Q Ethertype      : 0x8100           QinQ Ethertype        : 0x8100
Split Horizon Group  : (Not Specified)

Admin MTU            : 1518             Oper MTU               : 1518
Ingr IP Fltr-Id     : n/a              Egr IP Fltr-Id        : n/a
Ingr Mac Fltr-Id    : n/a              Egr Mac Fltr-Id       : n/a
Ingr IPv6 Fltr-Id   : n/a              Egr IPv6 Fltr-Id      : n/a
qinq-pbit-marking    : both
Endpoint             : N/A
Egr Agg Rate Limit  : max
Q Frame-Based Acct  : Disabled          Limit Unused BW       : Disabled
Vlan-translation    : None
Qinq-vlan-translation : None          Qinq-vlan-translation Ids : None

Acct. Pol            : None             Collect Stats          : Disabled

Application Profile  : None
Transit Policy       : None

Oper Group           : (none)           Monitor Oper Grp      : (none)
Host Lockout Plcy   : n/a
Ignore Oper Down    : Disabled
Lag Link Map Prof   : (none)
Cflowd              : Disabled
Bandwidth           : Not-Applicable
Oper Dcpu Prot Pol* : _default-access-policy

-----
ETH-CFM SAP specifics
-----
Tunnel Faults       : n/a              AIS                    : Disabled
MC Prop-Hold-Timer  : n/a
Squelch Levels      : None
Collect Lmm Stats   : Disabled
LMM FC Stats        : None
LMM FC In Prof      : None

-----
QOS
-----
Ingress qos-policy  : 1                Egress qos-policy     : 1
Ingress FP QGrp     : (none)           Egress Port QGrp      : (none)
Ing FP QGrp Inst    : (none)           Egr Port QGrp Inst    : (none)
Shared Q plcy       : n/a              Multipoint shared     : Disabled
I. Sched Pol        : (Not Specified)
E. Sched Pol        : (Not Specified)
I. Policer Ctl Pol  : (Not Specified)
  
```

```

E. Policer Ctl Pol : (Not Specified)
E. HS Sec. Shaper  : (Not Specified)
I. QGrp Redir. List: (Not Specified)
E. QGrp Redir. List: (Not Specified)
-----
Sap Aggregate Stats
-----
                Packets                Octets
Ingress
Aggregate Offered : 0                0
Aggregate Forwarded : 0                0
Aggregate Dropped  : 0                0
Egress
Aggregate Forwarded : 0                0
Aggregate Dropped  : 0                0
-----
Sap Statistics
-----
Last Cleared Time : 08/31/2018 11:19:51
                Packets                Octets
CPM Ingress      : 0                0
Forwarding Engine Stats
Dropped          : 0                0
Received Valid   : 0                0
Off. HiPrio      : 0                0
Off. LowPrio     : 0                0
Off. Uncolor     : 0                0
Off. Managed     : 0                0
Queueing Stats(Ingress QoS Policy 1)
Dro. HiPrio      : 0                0
Dro. LowPrio     : 0                0
For. InProf      : 0                0
For. OutProf     : 0                0
Queueing Stats(Egress QoS Policy 1)
Dro. In/InplusProf : 0                0
Dro. Out/ExcProf  : 0                0
For. In/InplusProf : 0                0
For. Out/ExcProf  : 0                0
-----
Sap per Queue stats
-----
                Packets                Octets
Ingress Queue 1 (Unicast) (Priority)
Off. HiPrio      : 0                0
Off. LowPrio     : 0                0
Dro. HiPrio      : 0                0
Dro. LowPrio     : 0                0
For. InProf      : 0                0
For. OutProf     : 0                0
Egress Queue 1
For. In/InplusProf : 0                0
For. Out/ExcProf  : 0                0
Dro. In/InplusProf : 0                0
Dro. Out/ExcProf  : 0                0
* indicates that the corresponding row element may have been truncated.
-----

```

```

Service Endpoints
-----
No Endpoints found.
-----

=====
VLL Sites
=====
Site           Site-Id  Dest           Admin         Oper  Fwdr
-----
No Matching Entries
=====
*A:PE#
  
```

Table 22: Show Service ID Output Fields describes the Show service ID output fields when the **all** option is specified.

Table 22: Show Service ID Output Fields

Label	Description
Service Id	The service identifier
VPN Id	The number which identifies the VPN
Service Type	The type of service
VLL Type	The the VLL type
SDP Id	The SDP identifier for the 7450 ESS or 7750 SR
Description	Generic information about the service
Customer Id	The customer identifier
Last Mgmt Change	The date and time of the most recent management-initiated change
Endpoint	The name of the service endpoint for the 7450 ESS or 7750 SR
Flags	The conditions that affect the operating status of this SAP. Display output includes: ServiceAdminDown, SapAdmin Down, InterfaceAdminDown, PortOperDown, PortMTUToo Small, L2OperDown, SapIngressQoSMismatch, SapEgress QoSMismatch, RelearnLimitExceeded, RxProtSrcMac, Parent IfAdminDown, NoSapIpceIpAddr, SapParamMismatch, Cem SapNoEcidOrMacAddr, StandByForMcRing, ServiceMTUToo Small, NoSapEpipeRingNode.
SAP Count	The number of SAPs specified for this service
SDP Bind Count	The number of SDPs bound to this service for the 7450 ESS or 7750 SR
Split Horizon Group Specifics	

Label	Description
Split Horizon Group	The name of the split horizon group for this VPLS for the 7450 ESS or 7750 SR
Description	The description of the split horizon group for the 7450 ESS or 7750 SR
Last Changed	The date and time of the most recent management-initiated change to this split horizon group for the 7450 ESS or 7750 SR
Service Destination Points (SDPs)	
SDP Id	The SDP identifier for the 7450 ESS or 7750 SR
Type	Indicates whether this service SDP binding is a spoke or a mesh for the 7450 ESS or 7750 SR
Admin Path MTU	The desired largest service frame size (in octets) that can be transmitted through this SDP to the far-end router, without requiring the packet to be fragmented for the 7450 ESS or 7750 SR.
Oper Path MTU	The actual largest service frame size (in octets) that can be transmitted through this SDP to the far-end router, without requiring the packet to be fragmented for the 7450 ESS or 7750 SR
Delivery	The type of delivery used by the SDP: GRE or MPLS for the 7450 ESS or 7750 SR
Admin State	The administrative state of this SD for the 7450 ESS or 7750 SR
Oper State	The operational state of this SDP for the 7450 ESS or 7750 SR
Jitter Buffer (packets)	The jitter buffer length in number of packet buffers for the 7450 ESS or 7750 SR
Playout Threshold (packets)	The playout buffer packets threshold in number of packet buffers for the 7450 ESS or 7750 SR
Playout Threshold (packets)	Indicates the current packet depth of the jitter buffer for the 7450 ESS or 7750 SR
Peer Pw Bits	The bits set by the LDP peer when there is a fault on its side of the pseudowire for the 7450 ESS or 7750 SR. LAC failures occur on the SAP that has been configured on the pipe service, PSN bits are set by SDP-binding failures on the pipe service. The pw NotForwarding bit is set when none of the above failures apply, such as an MTU mismatch failure. This value is only applicable if the peer is using the pseudowire status signaling method to indicate faults. pwNotForwarding — Pseudowire not forwarding

Label	Description
	lacIngressFault Local — Attachment circuit RX fault lacEgressFault Local — Attachment circuit TX fault psnIngressFault Local — PSN-facing PW RX fault psnEgressFault Local — PSN-facing PW TX fault pwFwdingStandby — Pseudowire in standby mode
Signaling Override	The overriding signaled pseudowire type, as configured under the signaled-vc-type-override option for Apipes. This field is only displayed if signaled-vc-type-override is configured for the 7750 SR.

all

Syntax

all

Context

[\[Tree\]](#) (show>service>id all)

Full Context

show service id all

Description

This command displays detailed information for all aspects of the service.

Platforms

All

Output

The following output displays an example of a service displaying all information.

Sample Output

```
*A:PE# show service id 1 all

=====
Service Detailed Information
=====
Service Id       : 1                Vpn Id           : 0
Service Type    : VPLS
Name            : 1
Description     : (Not Specified)
Customer Id     : 1                Creation Origin  : manual
Last Status Change: 08/31/2018 11:46:13
Last Mgmt Change  : 08/31/2018 11:46:13
Etree Mode      : Disabled
```



```

Admin State      : Up           Oper State       : Up
MTU              : 1514
SAP Count       : 2
Snd Flush on Fail : Disabled   SDP Bind Count  : 0
SHCV pol IPv4   : None        Host Conn Verify : Disabled
Propagate MacFlush: Disabled   Per Svc Hashing : Disabled
Allow IP Intf Bind: Disabled   Fwd-IPv6-Mcast-To*: Disabled
Fwd-IPv4-Mcast-To*: Disabled
Mcast IPv6 scope : mac-based
Def. Gateway IP  : None
Def. Gateway MAC : None
Temp Flood Time  : Disabled   Temp Flood      : Inactive
Temp Flood Chg Cnt: 0
SPI load-balance : Disabled
TEID load-balance : Disabled
Src Tep IP       : N/A
Vxlan ECMP      : Disabled
VSD Domain      : <none>
  
```

 BGP Information

PW-Template Id : None

 Split Horizon Group specifics

 ETH-CFM service specifics

Tunnel Faults : ignore

 Service Destination Points(SDPs)

No Matching Entries

 Service Access Points

 SAP 1/1/1

```

Service Id      : 1
SAP             : 1/1/1           Encap           : null
Description     : (Not Specified)
Admin State     : Up             Oper State      : Up
Flags           : None
Multi Svc Site  : None
Last Status Change : 08/31/2018 11:46:13
Last Mgmt Change  : 08/31/2018 11:46:13
Sub Type        : regular
Dot1Q Ethertype : 0x8100         QinQ Ethertype  : 0x8100
Split Horizon Group: (Not Specified)

Etree Root Leaf Tag: Disabled   Etree Leaf Tag : 0
Etree Leaf AC      : Disabled
Max Nbr of MAC Addr: No Limit    Total MAC Addr  : 0
Learned MAC Addr   : 0           Static MAC Addr : 0
OAM MAC Addr       : 0           DHCP MAC Addr   : 0
Host MAC Addr      : 0           Intf MAC Addr   : 0
SPB MAC Addr       : 0           Cond MAC Addr   : 0
  
```

```

BGP EVPN Addr      : 0
Admin MTU          : 1514
Ingr IP Fltr-Id   : n/a
Ingr Mac Fltr-Id  : n/a
Ingr IPv6 Fltr-Id : n/a
qinq-pbit-marking : both
Egr Agg Rate Limit : max
Q Frame-Based Acct : Disabled
ARP Reply Agent    : Disabled
SHCV pol IPv4      : None
Mac Learning       : Enabled
Mac Aging          : Enabled
BPDU Translation  : Disabled
L2PT Termination  : Disabled
Vlan-translation  : None
Qinq-vlan-translation : None

Acct. Pol          : None

Anti Spoofing      : None
Avl Static Hosts   : 0
Calling-Station-Id : n/a

Application Profile : None
Transit Policy      : None

Oper Group         : (none)
Host Lockout Plcy  : n/a
Lag Link Map Prof  : (none)
Cflowd            : Disabled
Bandwidth          : Not-Applicable
Oper DCpu Prot Pol* : _default-access-policy
MCAC Policy Name   :
MCAC Max Unconst BW : no limit
MCAC In use Mand BW : 0
MCAC In use Opnl BW : 0
Use LAG port weight : no
MCAC If-Policy Name :
Restr MacUnpr Dst  : Disabled
Auto Learn Mac Prot : Disabled
RestMacProtSrc Act : none
Time to RetryReset : never
Mac Move           : Blockable
Auth Policy        : None
DestMac Rewrite    : Disabled
SendBvplsEvpnFlush : Enabled

EVPN Static Addr   : 0
Oper MTU           : 1514
Egr IP Fltr-Id    : n/a
Egr Mac Fltr-Id   : n/a
Egr IPv6 Fltr-Id  : n/a

Limit Unused BW    : Disabled
Host Conn Verify   : Disabled

Discard Unkwn Srce : Disabled
Mac Pinning        : Disabled

Qinq-vlan-translation Ids : None

Collect Stats      : Disabled

Dynamic Hosts      : Enabled
Tot Static Hosts   : 0

Monitor Oper Grp   : (none)

MCAC Const Adm St  : Enable
MCAC Max Mand BW   : no limit
MCAC Avail Mand BW : unlimited
MCAC Avail Opnl BW : unlimited

Retries Left       : 3
Blockable Level    : Tertiary

-----
ETH-CFM SAP specifics
-----
Tunnel Faults      : n/a
MC Prop-Hold-Timer : n/a
Squelch Levels     : None
Collect Lmm Stats  : Disabled
LMM FC Stats       : None
LMM FC In Prof     : None

AIS                 : Disabled
V-MEP Filtering    : Disabled

-----
Stp Service Access Point specifics
-----
Stp Admin State    : Up
Core Connectivity  : Down
Port Role          : N/A

Stp Oper State     : Down
Port State         : Forwarding
  
```

```

Port Number      : N/A
Port Path Cost   : 10
Admin Edge       : Disabled
Link Type        : Pt-pt
Root Guard       : Disabled
Last BPDU from   : N/A
CIST Desig Bridge : N/A
Port Priority     : 128
Auto Edge        : Enabled
Oper Edge        : N/A
BPDU Encap       : Dot1d
Active Protocol  : N/A
Designated Port  : N/A

Forward transitions: 0
Bad BPDUs rcvd   : 0
Cfg BPDUs rcvd   : 0
TCN BPDUs rcvd   : 0
TC bit BPDUs rcvd : 0
RST BPDUs rcvd   : 0
MST BPDUs rcvd   : 0
Cfg BPDUs tx     : 0
TCN BPDUs tx     : 0
TC bit BPDUs tx  : 0
RST BPDUs tx     : 0
MST BPDUs tx     : 0
-----
ARP host
-----
Admin State      : outOfService
Host Limit       : 1
Min Auth Interval : 15 minutes
-----
QOS
-----
Ingress qos-policy : 1
Ingress FP QGrp    : (none)
Ing FP QGrp Inst   : (none)
Shared Q plcy      : n/a
I. Sched Pol       : (Not Specified)
E. Sched Pol       : (Not Specified)
I. Policer Ctl Pol : (Not Specified)
E. Policer Ctl Pol : (Not Specified)
E. HS Sec. Shaper  : (Not Specified)
I. QGrp Redir. List : (Not Specified)
E. QGrp Redir. List : (Not Specified)
Egress qos-policy : 1
Egress Port QGrp  : (none)
Egr Port QGrp Inst : (none)
Multipoint shared : Disabled
-----
DHCP
-----
Description      : (Not Specified)
Admin State      : Down
DHCP Snooping    : Down
Proxy Admin State : Down
Proxy Lease Time : N/A
Emul. Server Addr : Not Configured
Lease Populate   : 0
Action           : Keep
-----
DHCP6
-----
Description      : (Not Specified)
Admin State      : Down
DHCP Snooping    : Down
Interface-Id     : AsciiTuple
Remote-Id        : Disabled
-----
Subscriber Management
-----
Admin State      : Down
Def Sub-Id       : None
Def Sub-Profile  : None
Def SLA-Profile  : None
Def Inter-Dest-Id : None
Def App-Profile  : None
Sub-Ident-Policy : None
Subscriber Limit : 1
MAC DA Hashing  : False
  
```

```

Single-Sub-Parameters
 Prof Traffic Only : False
 Non-Sub-Traffic   : N/A
 Static host management
 MAC learn options : N/A

-----
Sap Aggregate Stats
-----
                Packets                Octets
Ingress
Aggregate Offered : 0                0
Aggregate Forwarded : 0                0
Aggregate Dropped : 0                0
Egress
Aggregate Forwarded : 0                0
Aggregate Dropped : 0                0
-----
Sap Statistics
-----
Last Cleared Time : N/A

                Packets                Octets
CPM Ingress      : 0                0

Forwarding Engine Stats
Dropped          : 0                0
Received Valid   : 0                0
Off. HiPrio      : 0                0
Off. LowPrio     : 0                0
Off. Uncolor     : 0                0
Off. Managed     : 0                0

Queueing Stats(Ingress QoS Policy 1)
Dro. HiPrio      : 0                0
Dro. LowPrio     : 0                0
For. InProf      : 0                0
For. OutProf     : 0                0

Queueing Stats(Egress QoS Policy 1)
Dro. In/InplusProf : 0                0
Dro. Out/ExcProf   : 0                0
For. In/InplusProf : 0                0
For. Out/ExcProf   : 0                0
-----
Sap per Queue stats
-----
                Packets                Octets

Ingress Queue 1 (Unicast) (Priority)
Off. HiPrio      : 0                0
Off. LowPrio     : 0                0
Dro. HiPrio      : 0                0
Dro. LowPrio     : 0                0
For. InProf      : 0                0
For. OutProf     : 0                0

Ingress Queue 11 (Multipoint) (Priority)
Off. HiPrio      : 0                0
Off. LowPrio     : 0                0
Off. Managed     : 0                0
Dro. HiPrio      : 0                0
Dro. LowPrio     : 0                0
  
```

```

For. InProf      : 0          0
For. OutProf     : 0          0

Egress Queue 1
For. In/InplusProf : 0          0
For. Out/ExcProf  : 0          0
Dro. In/InplusProf : 0          0
Dro. Out/ExcProf  : 0          0
* indicates that the corresponding row element may have been truncated.
  
```

 SAP 1/1/9:1

```

Service Id      : 1
SAP             : 1/1/9:1          Encap           : q-tag
Description     : (Not Specified)
Admin State    : Up              Oper State      : Up
Flags          : None
Multi Svc Site : None
Last Status Change : 08/31/2018 11:46:13
Last Mgmt Change  : 08/31/2018 11:46:13
Sub Type       : regular
Dot1Q Ethertype : 0x8100          QinQ Ethertype  : 0x8100
Split Horizon Group: (Not Specified)

Etree Root Leaf Tag: Disabled      Etree Leaf Tag   : 0
Etree Leaf AC      : Disabled
Max Nbr of MAC Addr: No Limit
Learned MAC Addr   : 0             Total MAC Addr   : 0
OAM MAC Addr       : 0             Static MAC Addr  : 0
Host MAC Addr      : 0             DHCP MAC Addr    : 0
SPB MAC Addr       : 0             Intf MAC Addr    : 0
BGP EVPN Addr      : 0             Cond MAC Addr    : 0
Admin MTU          : 1518          EVPN Static Addr : 0
Ingr IP Fltr-Id   : n/a           Oper MTU         : 1518
Ingr Mac Fltr-Id  : n/a           Egr IP Fltr-Id  : n/a
Ingr IPv6 Fltr-Id : n/a           Egr Mac Fltr-Id : n/a
qinq-pbit-marking : both          Egr IPv6 Fltr-Id : n/a
Egr Agg Rate Limit : max
Q Frame-Based Acct : Disabled      Limit Unused BW  : Disabled
ARP Reply Agent    : Disabled      Host Conn Verify : Disabled
SHCV pol IPv4     : None
Mac Learning      : Enabled        Discard Unkwn Srce: Disabled
Mac Aging         : Enabled        Mac Pinning      : Disabled
BPDU Translation  : Disabled
L2PT Termination  : Disabled
Vlan-translation  : None
Qinq-vlan-translation : None      Qinq-vlan-translation Ids : None
Acct. Pol         : None           Collect Stats    : Disabled
Anti Spoofing     : None           Dynamic Hosts    : Enabled
Avl Static Hosts  : 0             Tot Static Hosts : 0
Calling-Station-Id : n/a

Application Profile: None
Transit Policy    : None

Oper Group        : (none)          Monitor Oper Grp : (none)
Host Lockout Plcy : n/a
Lag Link Map Prof : (none)
Cflowd           : Disabled
Bandwidth        : Not-Applicable
  
```

```

Oper DCpu Prot Pol*: _default-access-policy
MCAC Policy Name      :
MCAC Max Unconst BW  : no limit
MCAC In use Mand BW  : 0
MCAC In use Opnl BW  : 0
Use LAG port weight  : no
MCAC If-Policy Name  :
Restr MacUnpr Dst    : Disabled
Auto Learn Mac Prot  : Disabled
RestMacProtSrc Act   : none
Time to RetryReset   : never
Mac Move              : Blockable
Auth Policy           : None
DestMac Rewrite      : Disabled
SendBvplsEvpnFlush  : Enabled
MCAC Const Adm St    : Enable
MCAC Max Mand BW     : no limit
MCAC Avail Mand BW  : unlimited
MCAC Avail Opnl BW  : unlimited
Retries Left         : 3
Blockable Level      : Tertiary
  
```

 ETH-CFM SAP specifics

```

Tunnel Faults      : n/a
MC Prop-Hold-Timer : n/a
Squelch Levels     : None
Collect Lmm Stats  : Disabled
LMM FC Stats       : None
LMM FC In Prof     : None
AIS                 : Disabled
V-MEP Filtering    : Disabled
  
```

 Stp Service Access Point specifics

```

Stp Admin State    : Up
Core Connectivity  : Down
Port Role          : N/A
Port Number        : N/A
Port Path Cost     : 10
Admin Edge         : Disabled
Link Type          : Pt-pt
Root Guard         : Disabled
Last BPDU from     : N/A
CIST Desig Bridge  : N/A
Stp Oper State     : Down
Port State         : Forwarding
Port Priority      : 128
Auto Edge         : Enabled
Oper Edge          : N/A
BPDU Encap        : Dot1d
Active Protocol    : N/A
Designated Port   : N/A

Forward transitions: 0
Cfg BPDUs rcvd    : 0
TCN BPDUs rcvd    : 0
TC bit BPDUs rcvd : 0
RST BPDUs rcvd    : 0
MST BPDUs rcvd    : 0
Bad BPDUs rcvd    : 0
Cfg BPDUs tx      : 0
TCN BPDUs tx      : 0
TC bit BPDUs tx   : 0
RST BPDUs tx      : 0
MST BPDUs tx      : 0
  
```

 ARP host

```

Admin State        : outOfService
Host Limit         : 1
Min Auth Interval  : 15 minutes
  
```

 QOS

```

Ingress qos-policy : 1
Ingress FP QGrp    : (none)
Ing FP QGrp Inst   : (none)
Shared Q plcy      : n/a
I. Sched Pol       : (Not Specified)
E. Sched Pol       : (Not Specified)
I. Policer Ctl Pol : (Not Specified)
E. Policer Ctl Pol : (Not Specified)
E. HS Sec. Shaper  : (Not Specified)
Egress qos-policy  : 1
Egress Port QGrp   : (none)
Egr Port QGrp Inst : (none)
Multipoint shared  : Disabled
  
```

```

I. QGrp Redir. List: (Not Specified)
E. QGrp Redir. List: (Not Specified)

-----
DHCP
-----
Description      : (Not Specified)
Admin State      : Down
DHCP Snooping    : Down
Proxy Admin State : Down
Proxy Lease Time : N/A
Emul. Server Addr : Not Configured
Lease Populate   : 0
Action           : Keep

-----
DHCP6
-----
Description      : (Not Specified)
Admin State      : Down
DHCP Snooping    : Down
Interface-Id     : AsciiTuple
Remote-Id        : Disabled

-----
Subscriber Management
-----
Admin State      : Down
Def Sub-Id       : None
Def Sub-Profile  : None
Def SLA-Profile  : None
Def Inter-Dest-Id : None
Def App-Profile  : None
Sub-Ident-Policy : None
Subscriber Limit : 1
Single-Sub-Parameters
  Prof Traffic Only : False
  Non-Sub-Traffic   : N/A
Static host management
MAC learn options : N/A
MAC DA Hashing    : False

-----
Sap Aggregate Stats
-----
Ingress
Aggregate Offered : 0
Aggregate Forwarded : 0
Aggregate Dropped : 0
Packets
Octets

Egress
Aggregate Forwarded : 0
Aggregate Dropped : 0
Packets
Octets

-----
Sap Statistics
-----
Last Cleared Time : N/A

CPM Ingress
Packets
Octets

Forwarding Engine Stats
Dropped : 0
Received Valid : 0
Off. HiPrio : 0
Off. LowPrio : 0
Off. Uncolor : 0
Packets
Octets
  
```

```

Off. Managed      : 0          0

Queueing Stats(Ingress QoS Policy 1)
Dro. HiPrio      : 0          0
Dro. LowPrio     : 0          0
For. InProf      : 0          0
For. OutProf     : 0          0

Queueing Stats(Egress QoS Policy 1)
Dro. In/InplusProf : 0          0
Dro. Out/ExcProf  : 0          0
For. In/InplusProf : 0          0
For. Out/ExcProf  : 0          0
-----
Sap per Queue stats
-----
                Packets          Octets

Ingress Queue 1 (Unicast) (Priority)
Off. HiPrio      : 0          0
Off. LowPrio     : 0          0
Dro. HiPrio      : 0          0
Dro. LowPrio     : 0          0
For. InProf      : 0          0
For. OutProf     : 0          0

Ingress Queue 11 (Multipoint) (Priority)
Off. HiPrio      : 0          0
Off. LowPrio     : 0          0
Off. Managed     : 0          0
Dro. HiPrio      : 0          0
Dro. LowPrio     : 0          0
For. InProf      : 0          0
For. OutProf     : 0          0

Egress Queue 1
For. In/InplusProf : 0          0
For. Out/ExcProf  : 0          0
Dro. In/InplusProf : 0          0
Dro. Out/ExcProf  : 0          0
* indicates that the corresponding row element may have been truncated.
-----
VPLS Spanning Tree Information
-----
VPLS oper state   : Up          Core Connectivity : Down
Stp Admin State   : Down       Stp Oper State    : Down
Mode              : Rstp       Vcp Active Prot.  : N/A

Bridge Id         : 80:00:d8:2c:ff:00:00:00 Bridge Instance Id: 0
Bridge Priority    : 32768      Tx Hold Count     : 6
Topology Change   : Inactive    Bridge Hello Time  : 2
Last Top. Change  : 0d 00:00:00 Bridge Max Age     : 20
Top. Change Count : 0          Bridge Fwd Delay   : 15
MST region revision: 0         Bridge max hops    : 20
MST region name   :

Root Bridge       : N/A
Primary Bridge    : N/A

Root Path Cost    : 0          Root Forward Delay: 0
Rcvd Hello Time   : 0          Root Max Age       : 0
Root Priority      : 0          Root Port          : N/A
  
```



```

-----
Forwarding Database specifics
-----
Service Id       : 1           Mac Move         : Disabled
Primary Factor   : 3           Secondary Factor  : 2
Mac Move Rate    : 2           Mac Move Timeout : 10
Mac Move Retries : 3
Table Size       : 250         Allocated Count  : 0
Total In Use     : 0
Learned Count    : 0           Static Count      : 0
OAM MAC Count    : 0           DHCP MAC Count    : 0
Host MAC Count   : 0           Intf MAC Count    : 0
Spb Count        : 0           Cond MAC Count    : 0
BGP EVPN Count   : 0           EVPN Static Cnt  : 0
EVPN Dup Det Cnt : 0
Remote Age       : 900         Local Age         : 300
High Watermark   : 95%        Low Watermark     : 90%
Mac Learning     : Enabled     Discard Unknown   : Disabled
Mac Aging        : Enabled     Relearn Only      : False
Mac Subnet Len   : 48
Sel Learned FDB  : Disabled
-----

IGMP Snooping Base info
-----
Admin State : Down
Querier      : No querier found
-----

Port          Oper MRtr Pim  Send Max  Max Max  MVR      Num
Id            Stat Port Port Qrys Grps  Srcs Grp   From-VPLS Grps
              Srcs
-----
sap:1/1/1     Up   No   No   No   None  None  None  Local   0
sap:1/1/9:1   Up   No   No   No   None  None  None  Local   0
-----

MLD Snooping Base info
-----
Admin State : Down
Querier      : No querier found
-----

Port          Oper  MRtr  Send      Max Num  MVR      Num
Id            State Port  Queries  Groups  From-VPLS Groups
-----
sap:1/1/1     Up    No    Disabled  No Limit Local    0
sap:1/1/9:1   Up    No    Disabled  No Limit Local    0
-----

DHCP Summary, service 1
-----

Sap/Sdp          Snoop  Used/  Arp Reply  Info  Admin
                  Snoop  Provided Agent  Option State
-----
sap:1/1/1         No     0/0    No         Keep  Down
sap:1/1/9:1      No     0/0    No         Keep  Down
-----

Number of Entries : 2
-----

ARP host Summary, service 1
-----

Sap          Used          Provided  Admin State
-----

```

```

sap:1/1/1          0          1          outOfService
sap:1/1/9:1       0          1          outOfService
-----
Number of SAPs : 2    0
-----
=====
=====
-----
WLAN Gateway specifics
-----
Admin State       : disabled
Description       : (Not Specified)
SAP-template      : (Not Specified)
Last management change : (Not Specified)
No associated WLAN Gateway interface VLAN tag ranges found.
=====
-----
Service VPLS Group Information
=====
-----
Egress VTEP, VNI
=====
Instance   VTEP Address      Egress VNI  Evpn/  Static
Mcast      Oper State         L2 PBR      Static  Num.
                                           MACs
-----
No Matching Entries
=====
-----
Service Endpoints
-----
No Endpoints found.
-----
-----
VPLS Sites
=====
Site           Site-Id  Dest           Mesh-SDP  Admin  Oper  Fwdr
-----
No Matching Entries
=====
-----
* indicates that the corresponding row element may have been truncated.
*A:PE#
  
```

Table 23: Show Service ID All Output Fields describes the command output fields.

Table 23: Show Service ID All Output Fields

Label	Description
Service Id	The service identifier.
VPN Id	The number which identifies the VPN.

Label	Description
Service Type	Specifies the type of service.
SDP Id	The SDP identifier.
Description	Generic information about the service.
Customer Id	The customer identifier.
Last Mgmt Change	The date and time of the most recent management-initiated change to this customer.
SAP Count	The number of SAPs specified for this service.
SDP Bind Count	The number of SDPs bound to this service.
Split Horizon Group	Name of the split horizon group for this service.
Description	Description of the split horizon group.
Last Changed	The date and time of the most recent management-initiated change to this split horizon group.
SDP Id	The SDP identifier.
Type	Indicates whether this service SDP binding is a spoke or a mesh.
Admin Path MTU	The desired largest service frame size (in octets) that can be transmitted through this SDP to the far-end router, without requiring the packet to be fragmented.
Oper Path MTU	The actual largest service frame size (in octets) that can be transmitted through this SDP to the far-end router, without requiring the packet to be fragmented.
Delivery	Specifies the type of delivery used by the SDP: GRE or MPLS.
Admin State	The administrative state of this SDP.
Oper State	The operational state of this SDP.
Ingress Label	The label used by the far-end device to send packets to this device in this service by this SDP.
Egress Label	The label used by this device to send packets to the far-end device in this service by this SDP.
Ingress Filter	The ID of the ingress filter policy.
Egress Filter	The ID of the egress filter policy.
Far End	Specifies the IP address of the remote end of the GRE or MPLS tunnel defined by this SDP.

Label	Description
Last Changed	The date and time of the most recent change to this customer.
Hello Time	Specifies how often the SDP echo request messages are transmitted on this SDP.
Hello Msg Len	Specifies the length of the SDP echo request messages transmitted on this SDP.
Max Drop Count	Specifies the maximum number of consecutive SDP Echo Request messages that can be unacknowledged before the keepalive protocol reports a fault.
Hold Down Time	Specifies the amount of time to wait before the keepalive operating status is eligible to enter the alive state.
SDP Delivery Mechanism	When the SDP type is MPLS, a list of LSPs used to reach the far-end router displays. All the LSPs in the list must terminate at the IP address specified in the Far End field. If the SDP type is GRE, then the following message displays: SDP Delivery Mechanism is not MPLS
Number of SDPs	The total number SDPs applied to this service ID.
Service Id	The service identifier.
Port Id	The ID of the access port where this SAP is defined.
Description	Generic information about the SAP.
Encap Value	The value of the label used to identify this SAP on the access port.
Admin State	The administrative state of the SAP.
Oper State	The operating state of the SAP.
Last Changed	The date and time of the last change.
Admin MTU	The desired largest service frame size (in octets) that can be transmitted through this SDP to the far-end router, without requiring the packet to be fragmented.
Oper MTU	The actual largest service frame size (in octets) that can be transmitted through this SDP to the far-end router, without requiring the packet to be fragmented.
Ingress qos-policy	The SAP ingress QoS policy ID.
Egress qos-policy	The SAP egress QoS policy ID.
Ingress Filter-Id	The SAP ingress filter policy ID.

Label	Description
Egress Filter-Id	The SAP egress filter policy ID.
Multi Svc Site	Indicates the multi-service site that the SAP is a member.
Ingress sched-policy	Indicates the ingress QoS scheduler for the SAP.
Egress sched-policy	Indicates the egress QoS scheduler for the SAP.
Acct. Pol	Indicates the accounting policy applied to the SAP.
Collect Stats	Specifies whether accounting statistics are collected on the SAP.
Dropped	The number of packets or octets dropped.
Offered Hi Priority	The number of high priority packets, as determined by the SAP ingress QoS policy.
Offered Low Priority	The number of low priority packets, as determined by the SAP ingress QoS policy.
Offered Low Priority	The number of low priority packets, as determined by the SAP ingress QoS policy.
Forwarded In Profile	The number of in-profile packets or octets (rate below CIR) forwarded.
Forwarded Out Profile	The number of out-of-profile packets or octets (rate above CIR) forwarded.
Dropped In Profile	The number of in-profile packets or octets discarded.
Dropped Out Profile	The number of out-of-profile packets or octets discarded.
Forwarded In Profile	The number of in-profile packets or octets (rate below CIR) forwarded.
Forwarded Out Profile	The number of out-of-profile packets or octets (rate above CIR) forwarded.
Ingress Queue 1	The index of the ingress QoS queue of this SAP.
High priority offered	The packets or octets count of the high priority traffic for the SAP.
High priority dropped	The number of high priority traffic packets/octets dropped.
Low priority offered	The packets or octets count of the low priority traffic.
Low priority dropped	The number of low priority traffic packets/octets dropped.
In profile forwarded	The number of in-profile packets or octets (rate below CIR) forwarded.
Out profile forwarded	The number of out-of-profile octets (rate above CIR) forwarded.

Label	Description
Egress Queue 1	The index of the egress QoS queue of the SAP.
In profile forwarded	The number of in-profile packets or octets (rate below CIR) forwarded.
In profile dropped	The number of in-profile packets or octets dropped for the SAP.
Out profile forwarded	The number of out-of-profile packets or octets (rate above CIR) forwarded.
Out profile dropped	The number of out-of-profile packets or octets discarded.
State	Specifies whether DHCP Relay is enabled on this SAP.
Info Option	Specifies whether Option 82 processing is enabled on this SAP.
Action	Specifies the Option 82 processing on this SAP or interface: keep, replace or drop.
Circuit ID	Specifies whether the If Index is inserted in Circuit ID sub-option of Option 82.
Remote ID	Specifies whether the far-end MAC address is inserted in Remote ID sub-option of Option 82.
Managed by Service	Specifies the service-id of the management VPLS managing this SAP.
Managed by MSTI	Specifies the MST instance inside the management VPLS managing this SAP.
Last BPDU from	The bridge ID of the sender of the last BPDU received on this SAP.
Managed by SAP	Specifies the sap-id inside the management VPLS managing this SAP.
Prune state	Specifies the STP state inherited from the management VPLS.
Managed by Service	Specifies the service-id of the management VPLS managing this spoke-SDP.
Last BPDU from	The bridge ID of the sender of the last BPDU received on this SAP.
Managed by Spoke	Specifies the sap-id inside the management VPLS managing this spoke-SDP.
Prune state	Specifies the STP state inherited from the management VPLS.
Peer Pw Bits	Indicates the bits set by the LDP peer when there is a fault on its side of the pseudowire. LAC failures occur on the SAP that has been configured on the pipe service, PSN bits are set by SDP-

Label	Description
	<p>binding failures on the pipe service. The pwNotForwarding bit is set when none of the above failures apply, such as an MTU mismatch failure. This value is only applicable if the peer is using the pseudowire status signaling method to indicate faults.</p> <p>pwNotForwarding — Pseudowire not forwarding.</p> <p>lacIngressFault Local — Attachment circuit RX fault.</p> <p>lacEgressFault Local — Attachment circuit TX fault.</p> <p>psnIngressFault Local — PSN-facing PW RX fault.</p> <p>psnEgressFault Local — PSN-facing PW TX fault.</p> <p>pwFwdingStandby — Pseudowire in standby mode.</p>

all

Syntax

all

Context

[\[Tree\]](#) (show>service>id all)

Full Context

show service id all

Description

This command displays detailed information for all aspects of the service.

Platforms

All

Output

The following output is an example of service id information, and [Table 24: Show All Service-ID Field Descriptions](#) describes the output fields.

Sample Output

```
A:PE# show service id 500 all

=====
Service Detailed Information
=====
Service Id       : 500                Vpn Id           : 0
Service Type    : IES
Name            : 500
Description     : (Not Specified)
Customer Id     : 1                  Creation Origin  : manual
Last Status Change: 08/31/2018 16:07:55
```

```

Last Mgmt Change : 08/31/2018 16:07:55
Admin State      : Up                Oper State       : Up
SAP Count        : 2                 SDP Bind Count   : 0
-----
ETH-CFM service specifics
-----
Tunnel Faults    : ignore
-----
Service Destination Points(SDPs)
-----
No Matching Entries
-----
Service Access Points
-----
-----
SAP 1/1/9:1
-----
Service Id       : 500
SAP              : 1/1/9:1          Encap            : q-tag
Description      : (Not Specified)
Admin State      : Up                Oper State       : Up
Flags            : None
Multi Svc Site   : None
Last Status Change : 08/31/2018 16:07:55
Last Mgmt Change : 08/31/2018 16:07:55
Sub Type         : regular
Dot1Q Ethertype  : 0x8100          QinQ Ethertype   : 0x8100
Split Horizon Group: (Not Specified)

Admin MTU        : 1518             Oper MTU         : 1518
Ingr IP Fltr-Id : n/a             Egr IP Fltr-Id  : n/a
Ingr Mac Fltr-Id : n/a           Egr Mac Fltr-Id : n/a
Ingr IPv6 Fltr-Id : n/a         Egr IPv6 Fltr-Id : n/a
qinq-pbit-marking : both
Egr Agg Rate Limit : max
Q Frame-Based Acct : Disabled          Limit Unused BW : Disabled
Qinq-vlan-translation : None      Qinq-vlan-translation Ids : None

Acct. Pol        : None             Collect Stats    : Disabled

Anti Spoofing    : None             Dynamic Hosts    : Enabled
Avl Static Hosts : 0                Tot Static Hosts : 0
Calling-Station-Id : n/a

Application Profile: None
Transit Policy    : None
AARP Id          : None

Oper Group       : (none)           Monitor Oper Grp : (none)
Host Lockout Plcy : n/a
Lag Link Map Prof : (none)
Bandwidth        : Not-Applicable
Oper DCpu Prot Pol*: _default-access-policy
-----
ETH-CFM SAP specifics
-----
Tunnel Faults    : n/a             AIS              : Disabled
MC Prop-Hold-Timer : n/a
  
```



```

Squelch Levels      : None
Collect Lmm Stats  : Disabled
LMM FC Stats       : None
LMM FC In Prof     : None

-----
QoS
-----
Ingress qos-policy : 1                      Egress qos-policy : 1
Ingress FP QGrp   : (none)                  Egress Port QGrp  : (none)
Ing FP QGrp Inst  : (none)                  Egr Port QGrp Inst: (none)
Shared Q plcy     : n/a                      Multipoint shared : Disabled
I. Sched Pol      : (Not Specified)
E. Sched Pol      : (Not Specified)
I. Policer Ctl Pol : (Not Specified)
E. Policer Ctl Pol : (Not Specified)
E. HS Sec. Shaper : (Not Specified)
I. QGrp Redir. List: (Not Specified)
E. QGrp Redir. List: (Not Specified)

-----
Sap Aggregate Stats
-----
                                Packets      Octets
Ingress
Aggregate Offered      : 0                0
Aggregate Forwarded    : 0                0
Aggregate Dropped      : 0                0
Egress
Aggregate Forwarded    : 0                0
Aggregate Dropped      : 0                0

-----
Sap Statistics
-----
Last Cleared Time      : 08/31/2018 16:19:29

                                Packets      Octets
CPM Ingress            : 0                0

Forwarding Engine Stats
Dropped                 : 0                0
Received Valid          : 0                0
Off. HiPrio             : 0                0
Off. LowPrio            : 0                0
Off. Uncolor            : 0                0
Off. Managed            : 0                0

Queueing Stats(Ingress QoS Policy 1)
Dro. HiPrio             : 0                0
Dro. LowPrio            : 0                0
For. InProf             : 0                0
For. OutProf            : 0                0

Queueing Stats(Egress QoS Policy 1)
Dro. In/InplusProf     : 0                0
Dro. Out/ExcProf       : 0                0
For. In/InplusProf     : 0                0
For. Out/ExcProf       : 0                0

-----
Sap per Queue stats
-----
                                Packets      Octets
  
```

```

Ingress Queue 1 (Unicast) (Priority)
Off. HiPrio      : 0          0
Off. LowPrio    : 0          0
Dro. HiPrio     : 0          0
Dro. LowPrio   : 0          0
For. InProf     : 0          0
For. OutProf    : 0          0

Egress Queue 1
For. In/InplusProf : 0          0
For. Out/ExcProf   : 0          0
Dro. In/InplusProf : 0          0
Dro. Out/ExcProf   : 0          0
* indicates that the corresponding row element may have been truncated.

-----
SAP pw-1:500
-----
Service Id      : 500
SAP             : pw-1:500          Encap           : q-tag
Description     : (Not Specified)
Admin State    : Up                Oper State      : Up
Flags          : None
Multi Svc Site : None
Last Status Change : 08/31/2018 16:09:16
Last Mgmt Change  : 08/31/2018 16:07:55
Sub Type       : regular
Split Horizon Group: (Not Specified)

Admin MTU      : 1518              Oper MTU       : 8660
Ingr IP Fltr-Id : n/a             Egr IP Fltr-Id : n/a
Ingr Mac Fltr-Id : n/a           Egr Mac Fltr-Id : n/a
Ingr IPv6 Fltr-Id : n/a          Egr IPv6 Fltr-Id : n/a
qinq-pbit-marking : both
Egr Agg Rate Limit : max

Limit Unused BW : Disabled
Qinq-vlan-translation : None
Qinq-vlan-translation Ids : None

Acct. Pol      : None              Collect Stats   : Disabled

Anti Spoofing  : None              Dynamic Hosts   : Enabled
Avl Static Hosts : 0                Tot Static Hosts : 0
Calling-Station-Id : n/a

Application Profile: None
Transit Policy   : None
AARP Id         : None

Oper Group      : (none)            Monitor Oper Grp : (none)
Host Lockout Plcy : n/a
Lag Link Map Prof : (none)
Bandwidth       : Not-Applicable
Oper Dcpu Prot Pol*: _default-access-policy

-----
ETH-CFM SAP specifics
-----
Tunnel Faults   : n/a              AIS             : Disabled
MC Prop-Hold-Timer : n/a
Squelch Levels  : None
Collect Lmm Stats : Disabled
LMM FC Stats    : None
LMM FC In Prof  : None
  
```

```

-----
QoS
-----
Ingress qos-policy : 1                Egress qos-policy : 500
Ingress FP QGrp   : (none)           Egress Port QGrp  : (none)
Ing FP QGrp Inst  : (none)           Egr Port QGrp Inst: (none)
Shared Q plcy     : n/a              Multipoint shared  : Disabled
I. Sched Pol      : (Not Specified)
E. Sched Pol      : pw-sap
I. Policer Ctl Pol : (Not Specified)
E. Policer Ctl Pol : (Not Specified)
E. HS Sec. Shaper : (Not Specified)
I. QGrp Redir. List: (Not Specified)
E. QGrp Redir. List: (Not Specified)
-----
Sap Aggregate Stats
-----
                Packets                Octets

Ingress
Aggregate Offered : 0                0
Aggregate Forwarded : 0            0
Aggregate Dropped : 0                0

Egress
Aggregate Forwarded : 0                0
Aggregate Dropped : 0                0
-----
Sap Statistics
-----
Last Cleared Time : 08/31/2018 16:19:29

                Packets                Octets
CPM Ingress      : 0                0

Forwarding Engine Stats
Dropped          : 0                0
Received Valid   : 0                0
Off. HiPrio      : 0                0
Off. LowPrio     : 0                0
Off. Uncolor     : 0                0
Off. Managed     : 0                0

Queueing Stats(Ingress QoS Policy 1)
Dro. HiPrio      : 0                0
Dro. LowPrio     : 0                0
For. InProf      : 0                0
For. OutProf     : 0                0

Queueing Stats(Egress QoS Policy 500)
Dro. In/InplusProf : 0            0
Dro. Out/ExcProf   : 0            0
For. In/InplusProf : 0            0
For. Out/ExcProf   : 0            0
-----
Sap per Queue stats
-----
                Packets                Octets

Ingress Queue 1 (Unicast) (Priority)
Off. HiPrio      : 0                0
Off. LowPrio     : 0                0
Dro. HiPrio      : 0                0
  
```

```

Dro. LowPrio      : 0          0
For. InProf      : 0          0
For. OutProf     : 0          0

Egress Queue 1
For. In/InplusProf : 0          0
For. Out/ExcProf  : 0          0
Dro. In/InplusProf : 0          0
Dro. Out/ExcProf  : 0          0
* indicates that the corresponding row element may have been truncated.
  
```

 Service Interfaces

 Interface

```

If Name          : int
Admin State      : Up          Oper (v4/v6)      : Up/Down
Down Reason V6  : ifProto0perDown
Protocols        : None
IP Addr/mask    : 192.168.0.1/24  Address Type    : Primary
IGP Inhibit     : Disabled      Broadcast Address : Host-ones
HoldUp-Time     : 0            Track Srrp Inst : 0
Description     : N/A
Ignore Port State : None
  
```

 Details

```

Description      : (Not Specified)
If Index         : 4            Virt. If Index  : 4
Last Oper Chg   : 08/31/2018 16:14:20 Global If Index : 258
Mon Oper Grp    : None
Srrp En Rtnng  : Disabled      Hold time       : N/A
SAP Id          : pw-1:500
TOS Marking     : Untrusted     If Type         : IES
SNTP B.Cast     : False        IES ID          : 500
MAC Address     : d8:2c:ff:00:00:00 Mac Accounting  : Disabled
Ingress stats   : Disabled      IPv6 DAD        : Enabled
TCP MSS V4     : 0            TCP MSS V6     : 0
ARP Timeout     : 14400s       IPv6 Nbr ReachTime: 30s
ARP Retry Timer : 5000ms       IPv6 stale time : 14400s
ARP Limit       : Disabled     IPv6 Nbr Limit  : Disabled
ARP Threshold   : Disabled     IPv6 Nbr Threshold: Disabled
ARP Limit Log Only: Disabled   IPv6 Nbr Log Only : Disabled
ARP Learn Unsolic*: Disabled   ND Learn Unsolic*: None
ARP Proactive Refr*: Disabled  ND Proactive Refr*: None
ARP Populate Host : Disabled   ND Populate Host : Disabled
ARP Route Tag   : 0            ND Route tag    : 0
IP MTU          : (default)
IP Oper MTU     : 8660
ARP Populate    : Disabled     Host Conn Verify : Disabled
SHCV pol IPv4  : None
Cflowd (unicast) : None       Cflowd (multicast): None
LdpSyncTimer   : None
LSR Load Balance : system
EGR Load Balance : both
Vas If Type    : none
TEID Load Balance : Disabled
SPI Load Balance : Disabled
uRPF Chk       : disabled
uRPF Ipv6 Chk  : disabled
uRPF Select VPRN : False
PTP HW Assist  : Disabled
  
```

```

Rx Pkts          : 0
Rx V4 Pkts      : N/A
Rx V6 Pkts      : N/A
Tx DBcast Dis. PK*: 0
Mpls Rx Pkts   : 0
Mpls Tx Pkts   : 0
OperDCpuProtPlcy : N/A

Rx Bytes        : 0
Rx V4 Bytes    : N/A
Rx V6 Bytes    : N/A
Tx DBcast Dis. By*: 0
Mpls Rx Bytes  : 0
Mpls Tx Bytes  : 0

Proxy ARP Details
Rem Proxy ARP   : Disabled
Policies       : none
Local Proxy ARP : Disabled

Proxy Neighbor Discovery Details
Local Pxy ND    : Disabled
Policies       : none

DHCP no local server

DHCP Details
Description    : (Not Specified)
Admin State    : Down
Lease Populate : 0
Gi-Addr       : 192.168.0.1*
Gi-Addr as Src Ip : Disabled
* = inferred gi-address from interface IP address

Action         : Keep
Trusted       : Disabled

DHCP Proxy Details
Admin State    : Down
Lease Time    : N/A
Emul. Server  : Not configured

DHCP Relay Proxy Details
Relay ucast   : none
Siaddr ovr    : N/A

Subscriber Authentication Details
Auth Policy   : None

DHCP6 Relay Details
Description    : (Not Specified)
Admin State    : Down
Oper State    : Down
If-Id Option  : None
Src Addr      : Not configured
Python plcy   : (Not Specified)
Lease Populate : 0
Nbr Resolution : Disabled
Remote Id     : Disabled

DHCP6 Server Details
Admin State    : Down
Max. Lease States : 8000

ISA Tunnel redundant next-hop information
Static Next-Hop :
Dynamic Next-Hop :

ICMP Details
Redirects      : Number - 100
Unreachables  : Number - 100
TTL Expired   : Number - 100
Parameter Problem: Number - 100
ICMP Mask Reply : True
Time (seconds) - 10
Time (seconds) - 10
Time (seconds) - 10
Time (seconds) - 10

ICMPv6 Details
Packet Too Big : Number - 100
Parameter Problem: Number - 100
Redirects      : Number - 100
Time (seconds) - 10
Time (seconds) - 10
Time (seconds) - 10
  
```

```

Time Exceeded      : Number - 100          Time (seconds) - 10
Unreachables      : Number - 100          Time (seconds) - 10

IPCP Address Extension Details
Peer IP Addr      : Not configured
Peer Pri DNS Addr : Not configured
Peer Sec DNS Addr : Not configured

Network Domains Associated
default

-----
Admin Groups
-----
No Matching Entries
-----

Srlg Groups
-----
No Matching Entries
-----

QoS Queue-Group Redirection Details
-----
Ingress FP QGrp   : (none)                Egress Port QGrp : (none)
Ing FP QGrp Inst : (none)                Egr Port QGrp Inst: (none)
-----

Interface
-----
If Name           : int1
Admin State       : Up
Down Reason V6    : ifProtoOperDown      Oper (v4/v6)      : Up/Down
Protocols         : None
IP Addr/mask      : 20.0.0.1/30                Address Type      : Primary
IGP Inhibit       : Disabled                Broadcast Address : Host-ones
HoldUp-Time       : 0                      Track Srrp Inst  : 0
Description       : N/A
Ignore Port State : None
-----

Details
-----
Description       : (Not Specified)
If Index          : 5                      Virt. If Index    : 5
Last Oper Chg    : 08/31/2018 16:07:55  Global If Index  : 259
Mon Oper Grp     : None
Srrp En Rtng     : Disabled                Hold time        : N/A
SAP Id           : 1/1/9:1
TOS Marking      : Untrusted                If Type          : IES
SNTP B.Cast      : False                    IES ID           : 500
MAC Address      : d8:2c:01:01:00:09        Mac Accounting   : Disabled
Ingress stats    : Disabled                IPv6 DAD         : Enabled
TCP MSS V4       : 0                      TCP MSS V6       : 0
ARP Timeout      : 14400s                    IPv6 Nbr ReachTime: 30s
ARP Retry Timer  : 5000ms                    IPv6 stale time  : 14400s
ARP Limit        : Disabled                IPv6 Nbr Limit   : Disabled
ARP Threshold    : Disabled                IPv6 Nbr Threshold: Disabled
ARP Limit Log Only: Disabled                IPv6 Nbr Log Only: Disabled
ARP Learn Unsolic*: Disabled                ND Learn Unsolic*: None
ARP Proactive Ref*: Disabled                ND Proactive Refr*: None
ARP Populate Host : Disabled                ND Populate Host : Disabled
ARP Route Tag    : 0                      ND Route tag     : 0
IP MTU           : (default)
  
```

```

IP Oper MTU      : 1500
ARP Populate    : Disabled
SHCV pol IPv4   : None
Cflowd (unicast) : None
LdpSyncTimer    : None
LSR Load Balance : system
EGR Load Balance : both
Vas If Type     : none
TEID Load Balance : Disabled
SPI Load Balance : Disabled
uRPF Chk       : disabled
uRPF Ipv6 Chk  : disabled
uRPF Select VPRN : False
PTP HW Assist   : Disabled
Rx Pkts        : 3
Rx V4 Pkts     : N/A
Rx V6 Pkts     : N/A
Tx Pkts        : 5
Tx V4 Pkts     : 5
Tx V4 Discard Pkts: 0
Tx V6 Pkts     : 0
Tx V6 Discard Pkts: 0
Tx DBcast Dis. PK*: 0
Mpls Rx Pkts   : 0
Mpls Tx Pkts   : 0
OperDCpuProtPlcy : N/A

Rx Bytes       : 0
Rx V4 Bytes    : N/A
Rx V6 Bytes    : N/A
Tx Bytes       : 530
Tx V4 Bytes    : 530
Tx V4 Discard Byt*: 0
Tx V6 Bytes    : 0
Tx V6 Discard Byt*: 0
Tx DBcast Dis. Byt*: 0
Mpls Rx Bytes  : 0
Mpls Tx Bytes  : 0

Proxy ARP Details
Rem Proxy ARP   : Disabled
Policies       : none
Local Proxy ARP : Disabled

Proxy Neighbor Discovery Details
Local Pxy ND    : Disabled
Policies       : none

DHCP no local server

DHCP Details
Description : (Not Specified)
Admin State : Down
Lease Populate : 0
Gi-Addr : 20.0.0.1*
Gi-Addr as Src Ip : Disabled
* = inferred gi-address from interface IP address

Action : Keep
Trusted : Disabled

DHCP Proxy Details
Admin State : Down
Lease Time : N/A
Emul. Server : Not configured

DHCP Relay Proxy Details
Relay ucast : none
Siaddr ovr : N/A

Subscriber Authentication Details
Auth Policy : None

DHCP6 Relay Details
Description : (Not Specified)
Admin State : Down
Oper State : Down
If-Id Option : None
Src Addr : Not configured
Python plcy : (Not Specified)
Lease Populate : 0
Nbr Resolution : Disabled
Remote Id : Disabled
  
```

```

DHCP6 Server Details
Admin State          : Down                Max. Lease States : 8000

ISA Tunnel redundant next-hop information
Static Next-Hop     :
Dynamic Next-Hop    :

ICMP Details
Redirects           : Number - 100         Time (seconds)    - 10
Unreachables        : Number - 100         Time (seconds)    - 10
TTL Expired         : Number - 100         Time (seconds)    - 10
Parameter Problem:  : Number - 100         Time (seconds)    - 10
ICMP Mask Reply     : True

ICMPv6 Details
Packet Too Big      : Number - 100         Time (seconds)    - 10
Parameter Problem:  : Number - 100         Time (seconds)    - 10
Redirects           : Number - 100         Time (seconds)    - 10
Time Exceeded       : Number - 100         Time (seconds)    - 10
Unreachables        : Number - 100         Time (seconds)    - 10

IPCP Address Extension Details
Peer IP Addr        : Not configured
Peer Pri DNS Addr   : Not configured
Peer Sec DNS Addr   : Not configured

Network Domains Associated
default

-----
Admin Groups
-----
No Matching Entries
-----

Srlg Groups
-----
No Matching Entries
-----

QoS Queue-Group Redirection Details
-----
Ingress FP QGrp    : (none)                Egress Port QGrp : (none)
Ing FP QGrp Inst   : (none)                Egr Port QGrp Inst: (none)
=====
* indicates that the corresponding row element may have been truncated.
A:PE#
  
```

Table 24: Show All Service-ID Field Descriptions

Label	Description
Service Detailed Information	
Service Id	The service identifier.
VPN Id	The number which identifies the VPN.
Service Type	Specifies the type of service.

Label	Description
SDP Id	The SDP identifier.
Description	Generic information about the service.
Customer Id	The customer identifier.
Last Mgmt Change	The date and time of the most recent management-initiated change to this customer.
SAP Count	The number of SAPs specified for this service.
SDP Bind Count	The number of SDPs bound to this service.
Service Destination Points (SDPs)	
SDP Id	The SDP identifier.
Type	Indicates whether this Service SDP binding is a spoke or a mesh.
Admin Path MTU	The largest service frame size (in octets) that can be transmitted through this SDP to the far-end router, without requiring the packet to be fragmented.
Oper Path MTU	The actual largest service frame size (in octets) that can be transmitted through this SDP to the far-end router, without requiring the packet to be fragmented.
Delivery	Specifies the type of delivery used by the SDP: GRE or MPLS.
Admin State	The administrative state of this SDP.
Oper State	The operational state of this SDP.
Ingress Label	The label used by the far-end device to send packets to this device in this service by this SDP.
Egress Label	The label used by this device to send packets to the far-end device in this service by this SDP.
Ingress Filter	The ID of the ingress filter policy.
Egress Filter	The ID of the egress filter policy.
Far End	Specifies the IP address of the remote end of the GRE or MPLS tunnel defined by this SDP.
Last Changed	The date and time of the most recent change to this customer.
Signaling	Specifies the signaling protocol used to obtain the ingress and egress labels used in frames transmitted and received on this SDP.
Admin State	Specifies the operating status of the service.

Label	Description
Oper State	The current status of the service.
Hello Time	Specifies how often the SDP echo request messages are transmitted on this SDP.
Hello Msg Len	Specifies the length of the SDP echo request messages transmitted on this SDP.
Max Drop Count	Specifies the maximum number of consecutive SDP Echo Request messages that can be unacknowledged before the keepalive protocol reports a fault.
Hold Down Time	Specifies the amount of time to wait before the keepalive operating status is eligible to enter the alive state.
SDP Delivery Mechanism	When the SDP type is MPLS, a list of LSPs used to reach the far-end router displays. All the LSPs in the list must terminate at the IP address specified in the far-end field. If the SDP type is GRE, then the following message displays: "SDP Delivery Mechanism is not MPLS".
Number of SDPs	The total number SDPs applied to this service ID.
Service Access Points	
Service Id	The service identifier.
Port Id	The ID of the access port where this SAP is defined.
Description	Generic information about the SAP.
Encap	The value of the label used to identify this SAP on the access port.
Admin State	The desired state of the SAP.
Oper State	The operating state of the SAP.
Last Changed	The date and time of the last change.
Admin MTU	The largest service frame size (in octets) that can be transmitted through this SDP to the far-end router, without requiring the packet to be fragmented.
Oper MTU	The actual largest service frame size (in octets) that can be transmitted through this SDP to the far-end router, without requiring the packet to be fragmented.
Ingress qos-policy	The SAP ingress QoS policy ID.
Egress qos-policy	The SAP egress QoS policy ID.

Label	Description
Ingress Filter-Id	The SAP ingress filter policy ID.
Egress Filter-Id	The SAP egress filter policy ID.
Multi Svc Site	Indicates the multi-service site that the SAP is a member.
Ingress sched-policy	Indicates the ingress QoS scheduler for the SAP.
Egress sched-policy	Indicates the egress QoS scheduler for the SAP.
Acct. Pol	Indicates the accounting policy applied to the SAP.
Collect Stats	Specifies whether accounting statistics are collected on the SAP.
SAP Statistics	
Dropped	The number of packets or octets dropped.
Offered Hi Priority	The number of high priority packets, as determined by the SAP ingress QoS policy.
Offered Low Priority	The number of low priority packets, as determined by the SAP ingress QoS policy.
Forwarded In Profile	The number of in-profile packets or octets (rate below CIR) forwarded.
Forwarded Out Profile	The number of out-of-profile packets or octets (rate above CIR) forwarded.
Queueing Stats	
Dropped In Profile	The number of in-profile packets or octets discarded.
Dropped Out Profile	The number of out-of-profile packets or octets discarded.
Forwarded In Profile	The number of in-profile packets or octets (rate below CIR) forwarded.
Forwarded Out Profile	The number of out-of-profile packets or octets (rate above CIR) forwarded.
SAP per Queue stats	
Ingress Queue 1	The index of the ingress QoS queue of this SAP.
High priority offered	The packets or octets count of the high priority traffic for the SAP.
High priority dropped	The number of high priority traffic packets/octets dropped.
Low priority offered	The packets or octets count of the low priority traffic.
Low priority dropped	The number of low priority traffic packets/octets dropped.

Label	Description
In profile forwarded	The number of in-profile packets or octets (rate below CIR) forwarded.
Out profile forwarded	The number of out-of-profile octets (rate above CIR) forwarded.
Egress Queue 1	The index of the egress QoS queue of the SAP.
In profile forwarded	The number of in-profile packets or octets (rate below CIR) forwarded.
IPCP Address Extension Details	
In profile dropped	The number of in-profile packets or octets dropped for the SAP.
Peer IP Addr	Specifies the remote IP address to be assigned to the far-end of the associated PPP/MLPPP link via IPCP extensions.
Peer Pri DNS Addr	Specifies a unicast IPv4 address for the primary DNS server to be signaled to the far-end of the associate PPP/MLPPP link via IPCP extensions.
Peer Sec DNS Addr	Specifies a unicast IPv4 address for the secondary DNS server to be signaled to the far-end of the associate PPP/MLPPP link via IPCP extensions (optional).

all

Syntax

all

Context

[\[Tree\]](#) (show>service>id all)

Full Context

show service id all

Description

This command displays detailed information for all aspects of the service.

Platforms

All

Output

The following output is an example of show all service-ID information, and [Table 25: Show All Service-ID Field Descriptions](#) describes the output fields.

Sample Output



Note:

Ing ipv6 Fltr and Egr ipv6 Fltr are for the 7750 SR only.

```
A:PE# show service id 9 all

=====
Service Detailed Information
=====
Service Id       : 9                Vpn Id          : 0
Service Type    : VPRN
Name            : 9
Description     : (Not Specified)
Customer Id     : 1                Creation Origin  : manual
Last Status Change: 08/31/2018 16:07:55
Last Mgmt Change : 08/31/2018 16:07:55
Admin State     : Up                Oper State      : Up

Router Oper State : Up
Route Dist.      : 65536:9          VPRN Type       : regular
Oper Route Dist  : 65536:9
Oper RD Type     : configured
AS Number       : None             Router Id        : 1.1.1.1
ECMP             : Enabled          ECMP Max Routes  : 1
Max IPv4 Routes  : No Limit

Auto Bind Tunnel
Resolution       : disabled
Weighted ECMP   : Disabled          ECMP Max Routes  : 1

Max IPv6 Routes : No Limit
Ignore NH Metric : Disabled
Hash Label      : Disabled
Entropy Label   : Disabled
Vrf Target      : None
Vrf Import      : None
Vrf Export      : None
MVPN Vrf Target : None
MVPN Vrf Import : None
MVPN Vrf Export : None
Car. Sup C-VPN  : Disabled
Label mode      : vrf
BGP VPN Backup  : Disabled
BGP Export Inactv : Disabled

SAP Count       : 1                SDP Bind Count   : 0
VSD Domain      : <none>

-----
ETH-CFM service specifics
-----
Tunnel Faults   : ignore

-----
VPRN service Network Specifics
-----
Ing Net QoS Policy : none
Ingress FP QGrp   : (none)          Ing FP QGrp Inst : (none)
Ingress uRPF check : enabled
-----
```

```

=====
Vxlan Tunnel Termination
=====
Tunnel Term IP                FPE ID    Last Change
-----
No Matching Entries
=====

-----
Service Destination Points(SDPs)
-----
No Matching Entries
-----
Service Access Points
-----

-----
SAP 1/1/10:1
-----
Service Id      : 9
SAP             : 1/1/10:1          Encap           : q-tag
Description    : (Not Specified)
Admin State    : Up                Oper State      : Up
Flags          : None
Multi Svc Site : None
Last Status Change : 08/31/2018 16:07:55
Last Mgmt Change  : 08/31/2018 16:07:55
Sub Type       : regular
Dot1Q Ethertype : 0x8100          QinQ Ethertype  : 0x8100
Split Horizon Group: (Not Specified)

Admin MTU      : 1518              Oper MTU        : 1518
Ingr IP Fltr-Id : n/a                Egr IP Fltr-Id : n/a
Ingr Mac Fltr-Id : n/a              Egr Mac Fltr-Id : n/a
Ingr IPv6 Fltr-Id : n/a            Egr IPv6 Fltr-Id : n/a
qinq-pbit-marking : both
Egr Agg Rate Limit : max
Q Frame-Based Acct : Disabled          Limit Unused BW : Disabled
Qinq-vlan-translation : None          Qinq-vlan-translation Ids : None

Acct. Pol      : None              Collect Stats   : Disabled

Anti Spoofing  : None              Dynamic Hosts   : Enabled
Avl Static Hosts : 0                Tot Static Hosts : 0
Calling-Station-Id : n/a

Application Profile: None
Transit Policy   : None
AARP Id          : None

Oper Group      : (none)           Monitor Oper Grp : (none)
Host Lockout Plcy : n/a
Lag Link Map Prof : (none)
Bandwidth       : Not-Applicable
Oper DCpu Prot Pol*: _default-access-policy

-----
ETH-CFM SAP specifics
-----
Tunnel Faults   : n/a                AIS              : Disabled
MC Prop-Hold-Timer : n/a
Squelch Levels  : None
Collect Lmm Stats : Disabled
  
```

```

LMM FC Stats      : None
LMM FC In Prof   : None

-----
QoS
-----
Ingress qos-policy : 1                Egress qos-policy : 1
Ingress FP QGrp   : (none)            Egress Port QGrp  : (none)
Ing FP QGrp Inst  : (none)            Egr Port QGrp Inst: (none)
Shared Q plcy     : n/a                Multipoint shared  : Disabled
I. Sched Pol      : (Not Specified)
E. Sched Pol      : (Not Specified)
I. Policer Ctl Pol : (Not Specified)
E. Policer Ctl Pol : (Not Specified)
E. HS Sec. Shaper : (Not Specified)
I. QGrp Redir. List: (Not Specified)
E. QGrp Redir. List: (Not Specified)

-----
Sap Aggregate Stats
-----
                Packets                Octets
Ingress
Aggregate Offered : 0                0
Aggregate Forwarded : 0            0
Aggregate Dropped  : 0                0

Egress
Aggregate Forwarded : 0                0
Aggregate Dropped   : 0                0

-----
Sap Statistics
-----
Last Cleared Time : 08/31/2018 16:29:08

                Packets                Octets
CPM Ingress      : 0                0

Forwarding Engine Stats
Dropped          : 0                0
Received Valid   : 0                0
Off. HiPrio      : 0                0
Off. LowPrio     : 0                0
Off. Uncolor     : 0                0
Off. Managed     : 0                0

Queueing Stats(Ingress QoS Policy 1)
Dro. HiPrio      : 0                0
Dro. LowPrio     : 0                0
For. InProf      : 0                0
For. OutProf     : 0                0

Queueing Stats(Egress QoS Policy 1)
Dro. In/InplusProf : 0            0
Dro. Out/ExcProf   : 0            0
For. In/InplusProf : 0            0
For. Out/ExcProf   : 0            0

-----
Sap per Queue stats
-----
                Packets                Octets
Ingress Queue 1 (Unicast) (Priority)
Off. HiPrio      : 0                0
Off. LowPrio     : 0                0
  
```

```

Dro. HiPrio      : 0          0
Dro. LowPrio    : 0          0
For. InProf     : 0          0
For. OutProf    : 0          0

Egress Queue 1
For. In/InplusProf : 0          0
For. Out/ExcProf  : 0          0
Dro. In/InplusProf : 0          0
Dro. Out/ExcProf  : 0          0
* indicates that the corresponding row element may have been truncated.
  
```

 Service Interfaces

 Interface

```

If Name          : int
Admin State      : Up          Oper (v4/v6)      : Up/Down
Down Reason V6  : ifProto0perDown
Protocols        : None
IP Addr/mask    : 20.0.0.2/30   Address Type    : Primary
IGP Inhibit     : Disabled     Broadcast Address : Host-ones
HoldUp-Time     : 0           Track Srrp Inst : 0
Description     : N/A
Ignore Port State : None
  
```

 Details

```

Description      : (Not Specified)
If Index         : 3           Virt. If Index  : 3
Last Oper Chg   : 08/31/2018 16:07:55 Global If Index : 257
Mon Oper Grp    : None
Srrp En Rtng    : Disabled     Hold time       : N/A
SAP Id          : 1/1/10:1
TOS Marking     : Trusted      If Type         : VPRN
SNTP B.Cast     : False
MAC Address     : 00:00:00:00:00:01 Mac Accounting  : Disabled
Ingress stats   : Disabled     IPv6 DAD        : Enabled
TCP MSS V4      : 0           TCP MSS V6      : 0
ARP Timeout     : 14400s       IPv6 Nbr ReachTime: 30s
ARP Retry Timer : 5000ms       IPv6 stale time : 14400s
ARP Limit       : Disabled     IPv6 Nbr Limit  : Disabled
ARP Threshold   : Disabled     IPv6 Nbr Threshold: Disabled
ARP Limit Log Only: Disabled   IPv6 Nbr Log Only : Disabled
ARP Learn Unsolic*: Disabled   ND Learn Unsolic*: None
ARP Proactive Refr*: Disabled   ND Proactive Refr*: None
ARP Populate Host : Disabled   ND Populate Host : Disabled
ARP Route Tag   : 0           ND Route tag    : 0
IP MTU          : (default)
IP Oper MTU     : 1500
ARP Populate    : Disabled     Host Conn Verify : Disabled
SHCV pol IPv4   : None
Cflowd (unicast) : None       Cflowd (multicast): None
LdpSyncTimer    : None
LSR Load Balance : system
EGR Load Balance : both
Vas If Type     : none
TEID Load Balance : Disabled
SPI Load Balance : Disabled
uRPF Chk        : disabled
uRPF Ipv6 Chk  : disabled
  
```



```

PTP HW Assist      : Disabled
Rx Pkts           : 9
Rx V4 Pkts        : N/A
Rx V6 Pkts        : N/A
Tx Pkts           : 10
Tx V4 Pkts        : 10
Tx V4 Discard Pkts: 0
Tx V6 Pkts        : 0
Tx V6 Discard Pkts: 0
Tx DBcast Dis. Pk*: 0
Mpls Rx Pkts      : 0
Mpls Tx Pkts      : 0
OperDCpuProtPlcy : N/A

Rx Bytes          : 0
Rx V4 Bytes       : N/A
Rx V6 Bytes       : N/A
Tx Bytes          : 1060
Tx V4 Bytes       : 1060
Tx V4 Discard Byt*: 0
Tx V6 Bytes       : 0
Tx V6 Discard Byt*: 0
Tx DBcast Dis. By*: 0
Mpls Rx Bytes     : 0
Mpls Tx Bytes     : 0

Proxy ARP Details
Rem Proxy ARP     : Disabled
Policies          : none
Local Proxy ARP   : Disabled

Proxy Neighbor Discovery Details
Local Pxy ND      : Disabled
Policies          : none

DHCP no local server

DHCP Details
Description       : (Not Specified)
Admin State       : Down
Gi-Addr           : 20.0.0.2*
Lease Populate    : 0
Gi-Addr as Src Ip : Disabled
* = inferred gi-address from interface IP address

Action           : Keep
Trusted          : Disabled

DHCP Proxy Details
Admin State       : Down
Lease Time        : N/A
Emul. Server      : Not configured
DHCP Relay Proxy Details
Relay ucast       : none
Siaddr ovr        : N/A

Subscriber Authentication Details
Auth Policy       : None

DHCP6 Relay Details
Description       : (Not Specified)
Admin State       : Down
Oper State        : Down
If-Id Option      : None
Src Addr          : Not configured
Python plcy       : (Not Specified)
Lease Populate    : 0
Nbr Resolution    : Disabled
Remote Id         : Disabled

DHCP6 Server Details
Admin State       : Down
Max. Lease States : 8000

ISA Tunnel redundant next-hop information
Static Next-Hop   :
Dynamic Next-Hop  :

ICMP Details
Redirects         : Number - 100
Unreachables     : Number - 100
TTL Expired      : Number - 100
Parameter Problem: Number - 100
ICMP Mask Reply  : True
Time (seconds)   : 10
Time (seconds)   : 10
Time (seconds)   : 10
Time (seconds)   : 10
  
```

```

ICMPv6 Details
Packet Too Big      : Number - 100          Time (seconds) - 10
Parameter Problem  : Number - 100          Time (seconds) - 10
Redirects           : Number - 100          Time (seconds) - 10
Time Exceeded      : Number - 100          Time (seconds) - 10
Unreachables       : Number - 100          Time (seconds) - 10

IPCP Address Extension Details
Peer IP Addr       : Not configured
Peer Pri DNS Addr  : Not configured
Peer Sec DNS Addr  : Not configured

-----
Admin Groups
-----
No Matching Entries
-----

Srlg Groups
-----
No Matching Entries
-----

QoS Queue-Group Redirection Details
-----
Ingress FP QGrp   : (none)                Egress Port QGrp : (none)
Ingr FP QGrp Inst : (none)                Egr Port QGrp Inst: (none)
=====
* indicates that the corresponding row element may have been truncated.
A:PE#
  
```

Sample Output

The following is a part of a sample output relevant to PW SAPs:

```

*A:Dut-B# show service id 3 all
...
-----
SAP pw-3:3
-----
Service Id       : 3
SAP              : pw-3:3                Encap           : q-tag
Description      : (Not Specified)
Admin State      : Up                    Oper State      : Up
Flags            : None
Multi Svc Site   : None
Last Status Change : 02/03/2015 18:04:39
Last Mgmt Change  : 02/03/2015 18:04:13
Sub Type         : regular
Split Horizon Group: (Not Specified)
Admin MTU        : 1518                  Oper MTU        : 1518
Ingr IP Fltr-Id  : n/a                  Egr IP Fltr-Id  : n/a
Ingr Mac Fltr-Id : n/a                  Egr Mac Fltr-Id : n/a
Ingr IPv6 Fltr-Id : n/a                Egr IPv6 Fltr-Id : n/a
qinq-pbit-marking : both
Egr Agg Rate Limit: max

Endpoint         : N/A
Limit Unused BW  : Disabled

Vlan-translation : None
Acct. Pol        : None                  Collect Stats    : Disabled
Application Profile: None
Transit Policy    : None
  
```

```

Oper Group      : (none)           Monitor Oper Grp : (none)
Host Lockout Plcy : n/a
Ignore Oper Down : Disabled
Lag Link Map Prof : (none)
Cflowd         : Disabled
-----
...
  
```

Table 25: Show All Service-ID Field Descriptions

Label	Description
Service Detailed Information	
Service Id	The service identifier.
VPN Id	The number which identifies the VPN.
Customer Id	The customer identifier.
Last Status Change	The date and time of the most recent change in the administrative or operating status of the service.
Last Mgmt Change	The date and time of the most recent management-initiated change to this customer.
Admin State	The current administrative state.
Oper State	The current operational state.
Route Dist.	Displays the route distribution number.
AS Number	Displays the autonomous system number.
Router Id	Displays the router ID for this service.
ECMP	Displays equal cost multipath information.
ECMP Max Routes	Displays the maximum number of routes that can be received from the neighbors in the group or for the specific neighbor.
Max Routes	Displays the maximum number of routes that can be used for path sharing.
Auto Bind	Specifies the automatic binding type for the SDP assigned to this service.
Vrf Target	Specifies the VRF target applied to this service.
Vrf Import	Specifies the VRF import policy applied to this service.
Vrf Export	Specifies the VRF export policy applied to this service.
SDP Id	The SDP identifier.

Label	Description
Description	Generic information about the service.
SAP Count	The number of SAPs specified for this service.
SDP Bind Count	The number of SDPs bound to this service.
Split Horizon Group	Name of the split horizon group for this service.
Description	Description of the split horizon group.
Last Changed	The date and time of the most recent management-initiated change to this split horizon group.
ETH-CFM Service Specifics	
Tunnel Faults	Whether tunnel faults are ignored or accepted.
Service Destination Points (SDPs)	
SDP Id	The SDP identifier.
Type	Indicates whether this Service SDP binding is a spoke or a mesh.
Admin Path MTU	The desired largest service frame size (in octets) that can be transmitted through this SDP to the far-end router, without requiring the packet to be fragmented.
Oper Path MTU	The actual largest service frame size (in octets) that can be transmitted through this SDP to the far-end router, without requiring the packet to be fragmented.
Delivery	Specifies the type of delivery used by the SDP: GRE or MPLS.
Admin State	The administrative state of this SDP.
Oper State	The operational state of this SDP.
Ingress Label	The label used by the far-end device to send packets to this device in this service by this SDP.
Egress Label	The label used by this device to send packets to the far-end device in this service by this SDP.
Ingress Filter	The ID of the ingress filter policy.
Egress Filter	The ID of the egress filter policy.
Far End	Specifies the IP address of the remote end of the GRE or MPLS tunnel defined by this SDP.
Last Changed	The date and time of the most recent change to this customer.

Label	Description
Signaling	Specifies the signaling protocol used to obtain the ingress and egress labels used in frames transmitted and received on this SDP.
Admin State	Specifies the operating status of the keepalive protocol.
Oper State	The current status of the keepalive protocol.
Hello Time	Specifies how often the SDP echo request messages are transmitted on this SDP.
Hello Msg Len	Specifies the length of the SDP echo request messages transmitted on this SDP.
Max Drop Count	Specifies the maximum number of consecutive SDP Echo Request messages that can be unacknowledged before the keepalive protocol reports a fault.
Hold Down Time	Specifies the amount of time to wait before the keepalive operating status is eligible to enter the alive state.
SDP Delivery Mechanism	When the SDP type is MPLS, a list of LSPs used to reach the far-end router displays. All the LSPs in the list must terminate at the IP address specified in the far end field. If the SDP type is GRE, then the following message displays: SDP delivery mechanism is not MPLS.
Max Drop Count	Specifies the maximum number of consecutive SDP Echo Request messages that can be unacknowledged before the keepalive protocol reports a fault.
Number of SDPs	The total number SDPs applied to this service ID.
Service Access Points	
Service Id	The service identifier.
Port Id	The ID of the access port where this SAP is defined.
Description	Generic information about the SAP.
Encap Value	The value of the label used to identify this SAP on the access port.
Admin State	The desired state of the SAP.
Oper State	The operating state of the SAP.
Last Changed	The date and time of the last change.

Label	Description
Admin MTU	The desired largest service frame size (in octets) that can be transmitted through this SDP to the far-end router, without requiring the packet to be fragmented.
Oper MTU	The actual largest service frame size (in octets) that can be transmitted through this SDP to the far-end router, without requiring the packet to be fragmented.
Ingress qos-policy	The SAP ingress QoS policy ID.
Egress qos-policy	The SAP egress QoS policy ID.
Ingress Filter-Id	The SAP ingress filter policy ID.
Egress Filter-Id	The SAP egress filter policy ID.
Multi Svc Site	Indicates the multi-service site that the SAP is a member.
Ingress sched-policy	Indicates the ingress QoS scheduler for the SAP.
Egress sched-policy	Indicates the egress QoS scheduler for the SAP.
Acct. Pol	Indicates the accounting policy applied to the SAP.
Collect Stats	Specifies whether accounting statistics are collected on the SAP.
SAP Statistics	
Dropped	The number of packets or octets dropped.
Offered Hi Priority	The number of high priority packets, as determined by the SAP ingress QoS policy.
Offered Low Priority	The number of low priority packets, as determined by the SAP ingress QoS policy.
Forwarded In Profile	The number of in-profile packets or octets (rate below CIR) forwarded.
Forwarded Out Profile	The number of out-of-profile packets or octets (rate above CIR) forwarded.
Queueing Stats	
Dropped In Profile	The number of in-profile packets or octets discarded.
Dropped Out Profile	The number of out-of-profile packets or octets discarded.
Forwarded In Profile	The number of in-profile packets or octets (rate below CIR) forwarded.
Forwarded Out Profile	The number of out-of-profile packets or octets (rate above CIR) forwarded.

Label	Description
SAP per Queue stats	
Ingress Queue 1	The index of the ingress QoS queue of this SAP.
High priority offered	The packets or octets count of the high priority traffic for the SAP.
High priority dropped	The number of high priority traffic packets/octets dropped.
Low priority offered	The packets or octets count of the low priority traffic.
Low priority dropped	The number of low priority traffic packets/octets dropped.
In profile forwarded	The number of in-profile packets or octets (rate below CIR) forwarded.
Out profile forwarded	The number of out-of-profile octets (rate above CIR) forwarded.
Egress Queue 1	The index of the egress QoS queue of the SAP.
In profile forwarded	The number of in-profile packets or octets (rate below CIR) forwarded.
In profile dropped	The number of in-profile packets or octets dropped for the SAP.
Out profile forwarded	The number of out-of-profile packets or octets (rate above CIR) forwarded.
Out profile dropped	The number of out-of-profile packets or octets discarded.
State	Specifies whether DHCP relay is enabled on this SAP.
Info Option	Specifies whether Option 82 processing is enabled on this SAP.
Action	Specifies the Option 82 processing on this SAP or interface: keep, replace or drop.
Circuit ID	Specifies whether the If index is inserted in circuit ID sub-option of Option 82.
Remote ID	Specifies whether the far-end MAC address is inserted in Remote ID sub-option of Option 82.
Service Access Points	
Managed by Service	Specifies the service-id of the management VPLS managing this SAP.
Managed by SAP	Specifies the sap-id inside the management VPLS managing this SAP.
Prune state	Specifies the STP state inherited from the management VPLS.
Spoke SDPs	

Label	Description
Managed by Service	Specifies the service-id of the management VPLS managing this spoke SDP.
Managed by Spoke	Specifies the sap-id inside the management VPLS managing this spoke SDP.
Prune state	Specifies the STP state inherited from the management VPLS.
Peer Pw Bits	<p>Indicates the bits set by the LDP peer when there is a fault on its side of the pseudowire. LAC failures occur on the SAP that has been configured on the pipe service, PSN bits are set by SDP-binding failures on the pipe service. The pwNotForwarding bit is set when none of the above failures apply, such as an MTU mismatch failure. This value is only applicable if the peer is using the pseudowire status signaling method to indicate faults.</p> <p>pwNotForwarding — Pseudowire not forwarding. lacIngressFault Local — Attachment circuit RX fault. lacEgressFault Local — Attachment circuit TX fault. psnIngressFault Local — PSN-facing PW RX fault. psnEgressFault Local — PSN-facing PW TX fault. pwFwdingStandby — Pseudowire in standby mode.</p>
IPCP Address Extension Details	
Peer IP Addr	Specifies the remote IP address to be assigned to the far-end of the associated PPP/MLPPP link via IPCP extensions.
Peer Pri DNS Addr	Specifies a unicast IPv4 address for the primary DNS server to be signaled to the far-end of the associate PPP/MLPPP link via IPCP extensions.
Peer Sec DNS Addr	Specifies a unicast IPv4 address for the secondary DNS server to be signaled to the far-end of the associate PPP/MLPPP link via IPCP extensions.

all

Syntax

all

Context

[\[Tree\]](#) (show>service>id>mld-snooping all)

Full Context

show service id mld-snooping all

Description

This command displays detailed information about MLD snooping.

Platforms

All

Output

The following output is an example of service MLD snooping information.

Sample Output

```
*A:rbae_C# show service id 1 mld-snooping all
=====
MLD Snooping info for service 1
-----
MLD Snooping Base info
-----
Admin State : Up
Querier      : FE80:db8:12 on SAP 2/1/5
-----
Sap/Sdp      Oper   MRtr  Send   Max Num  MVR      Num
Id           State  Port  Queries Groups  From-VPLS Groups
-----
sap:1/1/4    Up     No    Disabled No Limit Local     0
sap:2/1/5    Up     Yes   Disabled No Limit Local     0
sdp:31:1     Up     No    Disabled No Limit N/A      0
sdp:36:1     Up     No    Disabled No Limit N/A      0
-----
MLD Snooping Querier info
-----
Sap Id       : 2/1/5
IP Address   : FE80:db8:12
Expires      : 11s
Up Time      : 0d 00:05:05
Version      : 2

General Query Interval : 10s
Query Response Interval : 1.0s
Robust Count           : 2
-----
MLD Snooping Multicast Routers
-----
MRouter      Sap/Sdp Id      Up Time      Expires      Version
-----
FE80::12     2/1/5           0d 00:05:05  11s         2
-----
Number of mrouter: 1
-----
MLD Snooping Proxy-reporting DB
-----
Group Address Mode      Up Time      Num Sources
-----
Number of groups: 0
-----
MLD Snooping SAP 1/1/4 Port-DB
-----
Group Address
```

```

      Mode   Type   From-VPLS  Up Time           Expires  Num  MC
-----
Number of groups: 0
-----
MLD Snooping SAP 2/1/5 Port-DB
-----
Group Address
      Mode   Type   From-VPLS  Up Time           Expires  Num  MC
-----
Number of groups: 0
-----
MLD Snooping SDP 31:1 Port-DB
-----
Group Address
      Mode   Type   From-VPLS  Up Time           Expires  Num Src
-----
Number of groups: 0
-----
MLD Snooping SDP 36:1 Port-DB
-----
Group Address
      Mode   Type   From-VPLS  Up Time           Expires  Num Src
-----
Number of groups: 0
-----
MLD Snooping Static Source Groups
-----
MLD Snooping Statistics
-----
Message Type           Received      Transmitted    Forwarded
-----
General Queries        43            0              129
Group Queries          0             0              0
Group-Source Queries  0             0              0
V1 Reports             0             0              0
V2 Reports             4             35             0
V1 Done                0             0              0
Unknown Type          0             N/A            0
-----
Drop Statistics
-----
Bad Length              : 0
Bad MLD Checksum       : 0
Bad Encoding            : 0
No Router Alert        : 0
Zero Source IP         : 0
Wrong Version          : 0
Lcl-Scope Packets     : 0
Rsvd-Scope Packets    : 0

Send Query Cfg Drops   : 0
Import Policy Drops    : 0
Exceeded Max Num Groups : 0
MCAC Policy Drops      : 0
MCS Failures           : 0

MVR From VPLS Cfg Drops : 0
MVR To SAP Cfg Drops   : 0
-----
MLD Snooping Multicast VPLS Registration info
-----
MLD Snooping Admin State : Up
  
```

```

MVR Admin State      : Down
MVR Policy           : None
-----
Local SAPs/SDPs
-----
Svc Id   Sap/Sdp      Oper   From   Num Local
         Id           State  VPLS   Groups
-----
1        sap:1/1/4     Up     Local  0
1        sap:2/1/5     Up     Local  0
1        sdp:31:1      Up     N/A    0
1        sdp:36:1      Up     N/A    0
-----
MVR SAPs (from-vpls=1)
-----
Svc Id   Sap/Sdp      Oper   From   Num MVR
         Id           State  VPLS   Groups
-----
No MVR SAPs found.
=====
*A:rbae_C#
  
```

all

Syntax

all

Context

[\[Tree\]](#) (show>service>id>igmp-snooping all)

Full Context

show service id igmp-snooping all

Description

Displays detailed information for all aspects of IGMP snooping on the VPLS service.

Platforms

All

Output

The following output displays an example of IGMP snooping information.

Sample Output

The following example applies to the 7750 SR:

```

*A:ALA-48>show>service>id>igmp-snooping>snooping# all
=====
IGMP Snooping info for service 750
=====
IGMP Snooping Base info
-----
Admin State : Up
  
```

```

Querier      : No querier found
-----
Sap/Sdp      Oper      MRtr  Send      Max Num  Num
Id           State     Port  Queries   Groups   Groups
-----
sap:1/1/7:0  Down     No    Disabled  No Limit 0
sdp:1:22     Down     No    Disabled  No Limit 0
sdp:8:750    Down     No    Disabled  No Limit 0
-----
IGMP Snooping Querier info
-----
No querier found for this service.
-----
IGMP Snooping Multicast Routers
-----
MRouter      Sap/Sdp Id      Up Time      Expires      Version
-----
Number of mrouter: 0
-----
IGMP Snooping Proxy-reporting DB
-----
Group Address  Mode   Type   Up Time      Expires      Num Src
-----
Number of groups: 0
-----
IGMP Snooping SAP 1/1/7:0 Port-DB
-----
Group Address  Mode   Type   Up Time      Expires      Num Src
-----
Number of groups: 0
-----
IGMP Snooping SDP 1:22 Port-DB
-----
Group Address  Mode   Type   Up Time      Expires      Num Src
-----
Number of groups: 0
-----
IGMP Snooping SDP 8:750 Port-DB
-----
Group Address  Mode   Type   Up Time      Expires      Num Src
-----
Number of groups: 0
-----
IGMP Snooping Static Source Groups
-----
IGMP Snooping Statistics
-----
Message Type      Received      Transmitted      Forwarded
-----
General Queries   0             0                 0
Group Queries     0             0                 0
Group-Source Queries 0             0                 0
V1 Reports        0             0                 0
V2 Reports        0             0                 0
V3 Reports        0             0                 0
V2 Leaves         0             0                 0
Unknown Type      0             N/A               0
-----
Drop Statistics
-----
Bad Length        : 0
Bad IP Checksum   : 0
Bad IGMP Checksum : 0
Bad Encoding      : 0
  
```

```
No Router Alert      : 0
Zero Source IP      : 0

Send Query Cfg Drops : 0
Import Policy Drops  : 0
Exceeded Max Num Groups : 0
=====
*A:ALA-48>show>service>id>snooping#
```

The following example applies to the 7450 ESS:

```
*A:ALA-42>show>service>id>igmp-snooping>snooping# all
=====
IGMP Snooping info for service 100
=====
IGMP Snooping Base info
-----
Admin State : Up
Querier      : 10.20.1.6 on SAP 2/2/1:100
-----
Sap/Sdp      Oper  MRtr  Send    Max Num  MVR      Num
Id           State Port  Queries Groups   From-VPLS Groups
-----
sap:1/1/4    Up    No    Disabled No Limit Local     1
sap:2/2/1:100 Up    No    Disabled No Limit Local     0
-----
IGMP Snooping Querier info
-----
Sap Id       : 2/2/1:100
IP Address   : 10.20.1.6
Expires      : 3s
Up Time      : 0d 00:15:23
Version      : 3

General Query Interval : 2s
Query Response Interval : 1.0s
Robust Count           : 2
-----
IGMP Snooping Multicast Routers
-----
MRouter      Sap/Sdp Id          Up Time          Expires          Version
-----
10.20.1.6    2/2/1:100          0d 00:15:24     2s              3
-----
Number of mrouter: 1
-----
IGMP Snooping Proxy-reporting DB
-----
Group Address  Mode    Up Time          Num Sources
-----
239.0.0.0     exclude 0d 00:00:04     0
-----
Number of groups: 1
-----
IGMP Snooping SAP 1/1/4 Port-DB
-----
Group Address  Mode    Type    From-VPLS  Up Time          Expires          Num Src
-----
239.0.0.0     exclude dynamic  local     0d 00:00:05  4s              0
-----
Number of groups: 1
```

```

-----
IGMP Snooping SAP 2/2/1:100 Port-DB
-----
Group Address      Mode      Type      From-VPLS  Up Time      Expires      Num Src
-----
Number of groups: 0
-----
IGMP Snooping Static Source Groups
-----
IGMP Snooping Statistics
-----
Message Type              Received      Transmitted      Forwarded
-----
General Queries           463           0                 463
Group Queries             0             0                 0
Group-Source Queries     0             0                 0
V1 Reports                0             0                 0
V2 Reports                0             0                 0
V3 Reports                4             4                 0
V2 Leaves                 0             0                 0
Unknown Type              0             N/A               0
-----
Drop Statistics
-----
Bad Length                : 0
Bad IP Checksum           : 0
Bad IGMP Checksum        : 0
Bad Encoding              : 0
No Router Alert           : 0
Zero Source IP           : 0

Send Query Cfg Drops     : 0
Import Policy Drops      : 0
Exceeded Max Num Groups  : 0

MVR From VPLS Cfg Drops : 0
MVR To SAP Cfg Drops    : 0
-----
IGMP Snooping Multicast VPLS Registration info
-----
IGMP Snooping Admin State : Up

MVR Admin State          : Down
MVR Policy                : None
-----
Local SAPs/SDPs
-----
Svc Id      Sap/Sdp      Oper      From      Num Local
            Id              State     VPLS      Groups
-----
100         sap:1/1/4    Up        Local     1
100         sap:2/2/1:100 Up        Local     0
-----
MVR SAPs (from-vpls=100)
-----
Svc Id      Sap/Sdp      Oper      From      Num MVR
            Id              State     VPLS      Groups
-----
No MVR SAPs found.
-----
*A:ALA-42>show>service>id>snooping#
  
```

[Table 26: IGMP Snooping Show All Service-ID Field Descriptions](#) describes the show all service ID command output fields:

Table 26: IGMP Snooping Show All Service-ID Field Descriptions

Label	Description
Admin State	The administrative state of the IGMP instance
Querier	The address of the IGMP querier on the IP subnet to which the interface is attached
Sap/Sdp Id	The SAP and SDP IDs of the service ID
Oper State	The operational state of the SAP and SDP IDs of the service ID
Mrtr Port	The multicast router port
Send Queries	Send-queries command is enabled or disabled
Max Num Groups	The maximum number of multicast groups that can be joined on this SAP or SDP
MVR From VPLS	MVR from VPLS enabled
Num Groups	The actual number of multicast groups that can be joined on this SAP or SDP

all

Syntax

all

Context

[\[Tree\]](#) (show>redundancy>multi-chassis all)

Full Context

show redundancy multi-chassis all

Description

This command displays brief multi-chassis redundancy information.

Platforms

All

Output

The following output is an example of multi-chassis all information, and [Table 27: Redundancy multi-chassis all Field Descriptions](#) describes the output fields.

Sample Output

```

B:Dut-B# show redundancy multi-chassis all
=====
Multi-chassis Peer Table
=====
Peer
-----
Peer IP Address      : 10.10.10.2
Description          : Mc-Lag peer 10.10.10.2
Authentication       : Disabled
Source IP Address    : 0.0.0.0
Admin State          : Enabled
=====

B:Dut-B#

B:Dut-B# show lag detail
=====
LAG Details
=====
LAG 1
-----
Description: Description For LAG Number 1
-----
Details
-----
Lag-id              : 1                Mode                : access
Adm                  : up                Opr                  : up
Thres. Exceeded Cnt : 9                Port Threshold      : 0
Thres. Last Cleared  : 05/20/2006 00:12:35  Threshold Action    : down
Dynamic Cost         : false            Encap Type           : null
Configured Address   : 1c:71:ff:00:01:41  Lag-IfIndex         : 1342177281
Hardware Address     : 1c:71:ff:00:01:41  Adapt Qos           : distribute
Hold-time Down       : 0.0 sec
LACP                  : enabled            Mode                 : active
LACP Transmit Intvl : fast                LACP xmit stdbby    : enabled
Selection Criteria   : highest-count    Slave-to-partner     : disabled
Number of sub-groups: 1                Forced                : -
System Id            : 1c:71:ff:00:00:00    System Priority      : 32768
Admin Key             : 32768            Oper Key             : 32666
Prtr System Id       : 20:f4:ff:00:00:00    Prtr System Priority : 32768
Prtr Oper Key        : 32768

MC Peer Address      : 10.10.10.2          MC Peer Lag-id       : 1
MC System Id         : 00:00:00:33:33:33  MC System Priority    : 32888
MC Admin Key         : 32666            MC Active/Standby    : active
MC Lacp ID in use    : true                MC extended timeout   : false
MC Selection Logic    : peer decided
MC Config Mismatch    : no mismatch
-----
Port-id      Adm   Act/Stdby Opr   Primary  Sub-group  Forced  Prio
-----
331/2/1      up    active   up    yes      1          -       32768
331/2/2      up    active   up    yes      1          -       32768
331/2/3      up    active   up    yes      1          -       32768
331/2/4      up    active   up    yes      1          -       32768
-----
Port-id      Role   Exp  Def  Dist  Col  Syn  Aggr  Timeout  Activity
-----
331/2/1      actor No   No   Yes  Yes  Yes  Yes  Yes     Yes     Yes
331/2/1      partner No  No   Yes  Yes  Yes  Yes  Yes     Yes     Yes
331/2/2      actor No   No   Yes  Yes  Yes  Yes  Yes     Yes     Yes
331/2/2      partner No  No   Yes  Yes  Yes  Yes  Yes     Yes     Yes
  
```


331/2/3	actor	No	No	Yes	Yes	Yes	Yes	Yes	Yes
331/2/3	partner	No	No	Yes	Yes	Yes	Yes	Yes	Yes
331/2/4	actor	No	No	Yes	Yes	Yes	Yes	Yes	Yes
331/2/4	partner	No	No	Yes	Yes	Yes	Yes	Yes	Yes

=====

B:Dut - B#

Table 27: Redundancy multi-chassis all Field Descriptions

Label	Description
Peer IP Address	The multi-chassis redundancy peer.
Description	The text string describing the peer.
Authentication	If configured, displays the authentication key used between this node and the MC peer.
Source IP Address	The source address used to communicate with the MC peer.
Admin State	The administrative state of the peer.

all

Syntax

all [*color color*] [**end-point** {*ipv4-address* | *ipv6-address*}] [**preference** *preference-id*] [**distinguisher** *distinguisher-id*]

all summary

Context

[[Tree](#)] (show>router>seg-rt>sr-policies all)

Full Context

show router segment-routing sr-policies all

Description

This command displays the traffic statistics of all or a filtered set of the BGP and static policies, or displays summary parameters.

Parameters

color

Specifies to filter on the color.

Values 0 to 4294967295

ipv4-address | *ipv6-address*

Specifies to filter on the end-point IPv4 or IPv6 address.

Values ipv4-address — a.b.c.d
 ipv6-address — x:x:x:x:x:x:x (eight 16-bit pieces) or
 x:x:x:x:x:x:d:d:d
 x — [0..FFFF]H
 d — [0..255]D

preference-id

Specifies to filter on the preference ID.

Values 0 to 4294967295

distinguisher-id

Specifies to filter on the distinguisher ID.

Values 0 to 4294967295

summary

Displays the summary information for the BGP and static policies.

Platforms

All

Output

The following outputs are examples of traffic statistics for the BGP and static policies.

Sample Output Information for all BGP and Static Policies

```
*A:Dut-C# show router segment-routing sr-policies all
=====
SR-Policies Path
=====
-----
Type           : srv6
Active         : Yes
Color          : 10
Head           : 0.0.0.0
RD             : 5
SRv6 BSID 1   : 3333:3:3:3:0:b::
TunnelId      : 917510
Origin ASN     : 0
NumReEval     : 0
NumActPathChange: 0
Maintenance Policy: N/A
Owner          : static
Endpoint Addr  : 3ffe::a14:102
Preference    : 14
Age           : 305
Origin        : 0.0.0.0
ReEvalReason  : none
Last Change   : 06/13/2022 17:40:54

Path Segment Lists:
Segment-List   : 1
S-BFD State   : Down
Num Segments   : 1
  Seg 1 SID    : 2222:2:2:2:0:a::
Weight         : 1
S-BFD Transitio*: 0
Last Change   : 06/10/2022 17:07:01
State         : resolved-up
-----
Type           : srv6
Active         : No
Color          : 50
Head           : 0.0.0.0
RD             : 5
Owner          : bgp
Endpoint Addr  : 3ffe::a14:102
Preference    : 14
```

```
SRv6 BSID 1 : 1111:1:1:1:0:b::
TunnelId    : 917511                Age           : 0
Origin ASN  : 2                     Origin        : 3ffe::a14:102
NumReEval   : 0                     ReEvalReason  : route-add
NumActPathChange: 0                 Last Change   : 06/13/2022 17:45:57
Maintenance Policy: N/A
```

```
Path Segment Lists:
Segment-List : 1                    Weight        : 1
S-BFD State  : Down                 S-BFD Transitio*: 0
Num Segments : 2                    Last Change   : 06/10/2022 17:07:01
  Seg 1 SID  : 3333:3:3:3:0:a::      State         : resolved-up
  Seg 2 SID  : 2222:2:2:2:0:a::      State         : N/A
```

=====
 * indicates that the corresponding row element may have been truncated.

Sample Output Information for Subsets of all BGP and Static Policies

```
*A:Dut-C# show router segment-routing sr-policies all color 10 end-point 3ffe::a14:102
```

```
=====  

SR-Policies Path  

=====
```

```
-----
Type           : srv6
Active         : Yes                    Owner          : static
Color         : 10
Head          : 0.0.0.0                 Endpoint Addr  : 3ffe::a14:102
RD            : 5                       Preference     : 14
SRv6 BSID 1   : 3333:3:3:3:0:b::
TunnelId      : 917510                  Age            : 408
Origin ASN    : 0                       Origin         : 0.0.0.0
NumReEval     : 0                       ReEvalReason   : none
NumActPathChange: 0                     Last Change    : 06/13/2022 17:40:54
Maintenance Policy: N/A
```

```
Path Segment Lists:
Segment-List : 1                    Weight        : 1
S-BFD State  : Down                 S-BFD Transitio*: 0
Num Segments : 1                    Last Change   : 06/10/2022 17:07:01
  Seg 1 SID  : 2222:2:2:2:0:a::      State         : resolved-up
```

=====
 * indicates that the corresponding row element may have been truncated.

```
*A:Dut-C#
```

```
*A:Dut-C#
```

```
*A:Dut-C#
```

```
*A:Dut-C# show router segment-routing sr-policies all color 10
```

```
=====  

SR-Policies Path  

=====
```

```
-----
Type           : srv6
Active         : Yes                    Owner          : static
Color         : 10
Head          : 0.0.0.0                 Endpoint Addr  : 3ffe::a14:102
RD            : 5                       Preference     : 14
SRv6 BSID 1   : 3333:3:3:3:0:b::
TunnelId      : 917510                  Age            : 412
Origin ASN    : 0                       Origin         : 0.0.0.0
NumReEval     : 0                       ReEvalReason   : none
NumActPathChange: 0                     Last Change    : 06/13/2022 17:40:54
```

```
Maintenance Policy: N/A

Path Segment Lists:
Segment-List      : 1                Weight           : 1
S-BFD State       : Down             S-BFD Transitio* : 0
Num Segments      : 1                Last Change      : 06/10/2022 17:07:01
  Seg 1 SID       : 2222:2:2:2:0:a::  State           : resolved-up

=====
* indicates that the corresponding row element may have been truncated.
```

all

Syntax

all

Context

[\[Tree\]](#) (show>redundancy>multi-chassis>omcr all)

Full Context

show redundancy multi-chassis omcr all

Description

This command displays detailed information about OMCR.

Platforms

7750 SR

5.41 all-subscriptions

all-subscriptions

Syntax

all-subscriptions

Context

[\[Tree\]](#) (show>log>cli all-subscriptions)

Full Context

show log cli all-subscriptions

Description

This command displays all subscriptions to all event logs that have a destination of 'cli'.

Platforms

All

5.42 ancp

ancp

Syntax

ancp ancp-sub-string *string*

Context

[\[Tree\]](#) (clear>subscr-mgmt ancp)

Full Context

clear subscriber-mgmt ancp

Description

This command clears subscriber ANCP data.

Parameters

string

Specifies the ANCP string to clear, up to 63 characters, corresponding to this subscriber ID.

Platforms

7450 ESS, 7750 SR, 7750 SR-a, 7750 SR-e, 7750 SR-s, VSR

5.43 ancp-policy

ancp-policy

Syntax

ancp-policy [*policy-name*]

ancp-policy *policy-name* **association**

Context

[\[Tree\]](#) (show>subscr-mgmt ancp-policy)

Full Context

```
show subscriber-mgmt ancp-policy
```

Description

This command displays subscriber Access Node Control Protocol (ANCP) policy information.

Parameters

policy-name

Displays information for the specified ANCP policy.

association

Displays the information configured with the ANCP policy.

Platforms

7450 ESS, 7750 SR, 7750 SR-a, 7750 SR-e, 7750 SR-s, VSR

Output

The following is an example of subscriber management ANCP policy information.

Sample Output

```
A:cses-E11>config>subscr-mgmt>ancp# show subscriber-mgmt ancp-policy "test"
=====
ANCP Policy "test"
=====
I. Rate Reduction      : 0 kbps
I. Rate Adjustment    : 100 percent
I. Rate Monitor       : 63360 kbps
I. Rate Monitor Alarm : Yes
I. Rate Modify        : N/A

E. Rate Reduction      : 0 kbps
E. Rate Adjustment    : 100 percent
E. Rate Monitor       : 0 kbps
E. Rate Monitor Alarm : no
E. Rate Modify        : N/A

Port Down : N/A

Last Mgmt Change: 02/13/2013 19:15:28
=====
*A:cses-E11>config>subscr-mgmt>ancp#
```

[Table 28: ANCP Policy Field Descriptions](#) describes ANCP policy output fields.

Table 28: ANCP Policy Field Descriptions

Field	Description
I. Rate Reduction	The ingress rate reduction to be applied for this subscriber in order to account for its video viewership
I. Rate Adjustment	The ingress rate adjustment

Field	Description
I. Rate Monitor	The ingress rate monitor
I. Rate Monitor Alarm	The ingress rate monitor alarm
I. Rate Modify	The ingress rate modification that is to be applied
E. Rate Reduction	The egress rate reduction to be applied for this subscriber in order to account for its video viewership
E. Rate Adjustment	The egress rate adjustment
E. Rate Monitor	The egress rate monitor
E. Rate Monitor Alarm	The egress rate monitor alarm
E. Rate Modify	The egress-rate modification that is to be applied
Port Down	The status of the port down configuration
Last Mgmt Change	The date and time of the last management change

ancp-policy

Syntax

ancp-policy [*policy-name*]

Context

[\[Tree\]](#) (show>subscriber-management ancp-policy)

Full Context

show subscriber-mgmt ancp-policy

Description

This command displays subscriber ANCP policy information.

Platforms

7450 ESS, 7750 SR, 7750 SR-a, 7750 SR-e, 7750 SR-s, VSR

Output

The following is an example of subscriber management ANCP policy information.

Sample Output

```
A:active# show subscriber-mgmt ancp-policy
=====
ANCP Policies
=====
```

```

adsl-operator1
vdsl-operator1
-----
Number of ANCP policies : 2
=====
A:active#

A:active# show subscriber-mgmt ancp-policy adsl-operator1
=====
ANCP Policy "adsl-operator1"
=====
I. Rate Reduction      : 0 kbps
I. Rate Adjustment     : 100 percent
I. Rate Monitor        : 0 kbps
I. Rate Monitor Alarm  : no
I. Rate Modify         : scheduler "root"

E. Rate Reduction      : 10 kbps
E. Rate Adjustment     : 100 percent
E. Rate Monitor        : 0 kbps
E. Rate Monitor Alarm  : no
E. Rate Modify         : scheduler "root"
Port Down : N/A
Last Mgmt Change: 01/26/2007 17:10:51
=====
A:active#

A:active# show subscriber-mgmt ancp-policy adsl-operator1 association
=====
ANCP Policy "adsl-operator1" associations
=====
SAP Static Map Associations
-----
- SAP      : 1/1/3                               Svc-id : 333 (VPLS)
  String   : "ANCP-String-1"
  String   : "ANCP-String-2"
-----
MSS Static Map Associations
-----
- Cust-id  : 1                                   MSS-name: mss1
  String   : "ANCP-String-3"
-----
Subscriber Associations
-----
No associations found.
Number of associations : 3
=====
A:active#

```

[Table 29: ANCP Policy Field Descriptions](#) describes subscriber management ANCP policy fields.

Table 29: ANCP Policy Field Descriptions

Field	Description
I. Rate Reduction	The ingress rate reduction applied for this policy
I. Rate Adjustment	The ingress rate adjustment percentage
I. Rate Monitor	The ingress rate monitor rate

Field	Description
I. Rate Monitor Alarm	The ingress rate monitor enabled; yes or no
I. Rate Modify	The ingress rate modify scheduler policy
E. Rate Reduction	The egress rate reduction applied for this policy percentage
E. Rate Adjustment	The egress rate adjustment
E. Rate Monitor	The egress rate monitor rate
E. Rate Monitor Alarm	The egress rate monitor enabled; yes or no
E. Rate Modify	The egress rate monitor rate
Port Down	The actions taken on port-down
Last Mgmt Change	The time of the last modification of this entry
SAP	The ANCP static map entry SAP ID
Svc-id	The service ID associated with this static map
String	The ANCP string
Cust-id	The ID of the customer in which the multi-service-site specifies
MSS-name	The name of the multi-service-site used by this subscriber
Number of associations	The total number associations matching the search criteria

5.44 ancp-string

ancp-string

Syntax

ancp-string

ancp-string *ancp-string*

ancp-string customer *customer-id* **site** *customer-site-name*

ancp-string sap *sap-id*

Context

[\[Tree\]](#) (show>subscriber-management ancp-string)

Full Context

```
show subscriber-mgmt ancp-string
```

Description

This command displays subscriber ANCP string information.

Parameters

ancp-string

Specify the ASCII representation of the DSLAM circuit-id name.

customer-id

Specify the associated existing customer name.

customer-site-name

Specify the associated customer's configured MSS name.

sap-id

Specifies the physical port identifier portion of the SAP definition.

Platforms

7450 ESS, 7750 SR, 7750 SR-a, 7750 SR-e, 7750 SR-s, VSR

Output

The following output displays subscriber management ANCP string information.

Sample Output

```
A:active# show subscriber-mgmt ancp-string
=====
ANCP-Strings
=====
ANCP-String                               Assoc State
-----
"ANCP-String-1"                            SAP      Up
"ANCP-String-2"                            SAP      Down
"ANCP-String-3"                            MSS      Up
"ANCP-String-4"                            MSS      Unknown
"ANCP-String-5"                            ANCP     Up
"ANCP-String-6"                            MSS      Unknown
-----
Number of ANCP-Strings : 6
=====
A:active#

*A:Dut-C# show subscriber-mgmt ancp-string hpolSub43
=====
ANCP-String "hpolSub43"
=====
Type      : SUB - "hpolSub43"
State     : Up
I. Rate   : 100 kbps      Ancp Policy: ancpPol
Adj I. Rate: N/A         E. Rate    : 200 kbps
Act I. Rate: N/A         Adj E. Rate: 200 kbps
Service Id : 1 (VPRN)    Act E. Rate: 182 kbps
Group     : Alu
```

```
Neighbor : 10.100.100.1:49063
=====
*A:Dut-C#
```

Other applicable show command output:

```
A:active# show service id 333 sap 1/1/3 detail
=====
Service Access Points(SAP)
=====
Service Id      : 333
SAP             : 1/1/3          Encap      : null
...
-----
ANCP Override
-----
Ing Sched Name: root
- PIR      : 100 kbps
- String   : "ANCP-String-1"
Egr Sched Name: root
- PIR      : 100 kbps
- String   : "ANCP-String-1"
...
-----
Dro. InProf      : 0           0
Dro. OutProf     : 0           0
=====
A:active#

A:active# show service customer 1 site mss1
=====
Customer 1
=====
Customer-ID      : 1
Description      : Default customer
...
-----
ANCP Override
-----
Egr Sched Name: root
- PIR      : 90 kbps
- String   : "ANCP-String-3"
-----
Service Association
-----
No Service Association Found.
=====
A:active#
```

[Table 30: ANCP String Field Descriptions](#) describes ANCP string output fields.

Table 30: ANCP String Field Descriptions

Field	Description
ANCP-String	The ANCP string name
Assoc	The entity associated with the ANCP string
State	The state of the entity associated with the ANCP string

Field	Description
Number of ANCP-Strings	The number of ANCP strings matching the search criteria
Type	The location the ANCP string is configured
Ancp Policy	The ANCP policy name
I. Rate	The ingress rate
E. Rate	The egress rate
Adj I. Rate	The adjusted ingress rate
Adj E. Rate	The adjusted egress rate
Act I. Rate	The actual ingress rate
Act E. Rate	The actual egress rate
Service Id	The service ID
Group	The group name
Neighbor	The neighbor address

5.45 anycast

anycast

Syntax

anycast [**family**] [**detail**]

Context

[\[Tree\]](#) (show>router>pim anycast)

Full Context

show router pim anycast

Description

This command displays PIM anycast rp-set information.

Parameters

family

Specifies the address family.

Values ipv4, ipv6

detail

Displays detailed information.

Platforms

All

Output

The following output displays an example of a PIM anycast configuration.

Sample Output

```
A:dut-d# show router pim anycast
=====
PIM Anycast RP Entries
=====
Anycast RP          Anycast RP Peer
-----
100.100.100.1       10.102.1.1
                    10.103.1.1
                    10.104.1.1
-----
PIM Anycast RP Entries : 3
=====
```

[Table 31: PIM Anycast Fields](#) provides PIM anycast field descriptions

Table 31: PIM Anycast Fields

Label	Description
Anycast Address	Displays the candidate anycast address.
Anycast RP Peer	Displays the candidate anycast RP peer address.

5.46 app-filter

app-filter

Syntax

app-filter [*entry-id*]

Context

[\[Tree\]](#) (show>app-assure>group>policy app-filter)

Full Context

show application-assurance group policy app-filter

Description

This command displays application-assurance policy filter information.

Parameters

entry-id

Specifies an existing application filter entry.

Values 1 to 65535

Platforms

7450 ESS, 7750 SR, 7750 SR-e, 7750 SR-s, VSR

5.47 app-group

app-group

Syntax

app-group [*app-group-name*] **count** [**detail**]

app-group count top *granularity* [**max-count** *max-count*]

Context

[Tree] (show>app-assure>group app-group)

[Tree] (show>app-assure>group>aa-sub app-group)

Full Context

show application-assurance group app-group

show application-assurance group aa-sub app-group

Description

This command displays per-application-group statistics. System-wide statistics displayed account for all flows completed and the last internal snapshot of the active flows.

Parameters

app-group-name

Displays information about the specified application group name.

count

Displays the counters for the application group.

detail

Displays detailed information.

Platforms

7450 ESS, 7750 SR, 7750 SR-e, 7750 SR-s, VSR

Output

The following is an example show output for the **app-group** command.

Sample Output

```
A:ALU>show>app-assure>group# app-group count
=====
App-group Statistics
=====
Application Group          Disc Octets          Packets          Flows
-----
File Transfer              0% 0                0                0
Games                     0% 3865532          4952             144
Infrastructure             0% 174524            1217             1177
Instant Messaging         0% 2979117           9930             97
Local Content             0% 10581539          10942            74
Mail                      0% 57940              346              24
MultiMedia                0% 76911464          79417            198
NNTP                      0% 0                  0                0
Peer to Peer              0% 10903442          13901            485
Premium Partner           0% 0                  0                0
Remote Connectivity       0% 0                  0                0
Server                    0% 1097               8                2
Suspect                   72% 1012             11               11
Tunneling                 0% 19872617          33989            204
Unknown                   0% 5243395           27510            2648
Web                       0% 82135303          91828            2152
-----
A:ALU>show>app-assure>group#

A:ALU>show>app-assure>group# app-group "MultiMedia" count detail
=====
App-group "MultiMedia" Statistics
=====
Application Group:
Type          Octets          Packets          Flows
-----
MultiMedia:
Admitted from subscriber: 193605          1797            23
Denied from subscriber:  0                0                0
Active flows from subscriber:
Admitted to subscriber:  4835822         3366            23
Denied to subscriber:    0                0                0
Active flows to subscriber:
Total flow duration:     433 seconds
Terminated flows:
Short Duration flows:
Medium Duration flows:
Long Duration flows:
Active subscribers:      0
-----
A:ALU>show>app-assure>group#
```

app-group

Syntax

app-group [*app-group-name*]

Context

[\[Tree\]](#) (show>app-assure>group>policy app-group)

Full Context

show application-assurance group policy app-group

Description

This command displays application-assurance policy application group information.

Parameters

app-group-name

Specifies the application group name, up to 32 characters.

Platforms

7450 ESS, 7750 SR, 7750 SR-e, 7750 SR-s, VSR

app-group

Syntax

app-group [*app-group-name*] **count**

Context

[\[Tree\]](#) (show>app-assure>group>aa-sub>um app-group)

Full Context

show application-assurance group aa-sub usage-monitor app-group

Description

This command displays usage monitor statistics for the application group.

Parameters

app-group-name

Specifies the application group name, up to 32 characters.

count

Displays counters for the application group.

Platforms

7450 ESS, 7750 SR, 7750 SR-e, 7750 SR-s, VSR

app-group

Syntax

app-group [*app-group-name*] **count** [**detail**]

Context

[\[Tree\]](#) (tools>dump>app-assure>group>aa-sub app-group)

Full Context

tools dump application-assurance group aa-sub app-group

Description

This command displays per-subscriber per-app-group statistics.

Platforms

7750 SR, 7750 SR-e, 7750 SR-s, VSR

5.48 app-profile

app-profile

Syntax

app-profile [*app-prof-name*]
app-profile *app-prof-name* **associations**

Context

[\[Tree\]](#) (show>app-assure>group>policy app-profile)

Full Context

show application-assurance group policy app-profile

Description

This command displays application-assurance policy application profile information.

Parameters

app-prof-name
Specifies an existing application profile name.

associations

Displays subscriber management associations.

Platforms

7450 ESS, 7750 SR, 7750 SR-e, 7750 SR-s, VSR

5.49 app-qos-policy

app-qos-policy

Syntax

app-qos-policy [*entry-id*]

app-qos-policy non-zero

Context

[\[Tree\]](#) (show>app-assure>group>policy app-qos-policy)

Full Context

show application-assurance group policy app-qos-policy

Description

This command displays application-assurance policy application QoS policy information.

Parameters

entry-id

Specifies an existing application QoS policy entry id.

Values 1 to 65535

non-zero

Selects only non-zero count entries.

Platforms

7450 ESS, 7750 SR, 7750 SR-e, 7750 SR-s, VSR

5.50 app-service-option

app-service-option

Syntax

app-service-option [*characteristic-name*]

Context

[Tree] (show>app-assure>group>policy app-service-option)

Full Context

show application-assurance group policy app-service-option

Description

This command displays application-assurance policy application service option information.

Parameters

characteristic-name

Specifies the characteristic name, up to 32 characters.

Platforms

7450 ESS, 7750 SR, 7750 SR-e, 7750 SR-s, VSR

5.51 application

application

Syntax

application [*application-name*] **count** [**detail**]

application count top *granularity* [**max-count** *max-count*]

Context

[Tree] (show>app-assure>group>aa-sub application)

[Tree] (show>app-assure>group>aa-sub-study application)

[Tree] (show>app-assure>group application)

Full Context

show application-assurance group aa-sub application

show application-assurance group aa-sub-study application

show application-assurance group application

Description

This command displays per-application statistics. The system-wide statistics displayed account for all flows completed and the last internal snapshot of the active flows.

Subscriber statistics are available for special-study subscribers and account for all completed and active flows at the moment of this statistics request.

Parameters

application-name

Displays information about the specified application name.

count

Displays counter information.

detail

Displays detailed information.

top

Displays counters sorted by granularity.

granularity

Displays counters sorted by octets, packets, or floe. This is indicated by granularity.

Values octets, packets, flows

max-count

If the value is greater than 0, displays up to the indicated value of statistic rows. If 0, displays all.

Values 1 to 4294967295

Platforms

7450 ESS, 7750 SR, 7750 SR-e, 7750 SR-s, VSR

Output

The following is an example show output for the **application** command.

Sample Output

```
A:ALU-ABC>show>app-assure>group# application count
=====
Application Statistics
=====
Application                Disc Octets          Packets          Flows
-----
...
DHT                        0% 0                0                0
DNS_53                     0% 96781            627              627
DNS_Local                  0% 0                0                0
DNS_Server                 0% 276              3                3
DNS_Suspect                100% 736            8                8
FTP                        0% 0                0                0
...
-----
A:ALU-ABC>show>app-assure>group#
```

```
A:ALU-ABC>show>app-assure>group# application "POP3" count detail
=====
Application "POP3" Statistics
=====
Application:
Type           Octets           Packets           Flows
-----
POP3:
Admitted from subscriber: 14095           149           10
Denied from subscriber: 0           0           0
Active flows from subscriber: 0           0           0
Admitted to subscriber: 30707           128           10
Denied to subscriber: 0           0           0
Active flows to subscriber: 0           0           0
Total flow duration: 7 seconds
Terminated flows: 20
Active subscribers: 0
A:ALU-ABC>show>app-assure>group#

A:ALU>show>app-assure>group# application "HTTP_Video" count detail
=====
Application "HTTP_Video" Statistics
=====
Application:
Type           Octets           Packets           Flows
-----
HTTP_Video:
Admitted from subscriber: 369528           5404           36
Denied from subscriber: 0           0           0
Active flows from subscriber: 1           1           1
Admitted to subscriber: 15387734           10629           36
Denied to subscriber: 0           0           0
Active flows to subscriber: 1           1           1
Total flow duration: 463 seconds
Terminated flows: 72
Short Duration flows: 66
Medium Duration flows: 6
Long Duration flows: 0
Active subscribers: 1
=====
A:ALU>show>app-assure>group#
```

application

Syntax

application [*app-name*]

Context

[\[Tree\]](#) (show>app-assure>group>policy application)

Full Context

show application-assurance group policy application

Description

This command displays application-assurance policy application information.

Parameters

app-name

Specifies the application name, up to 32 characters.

Platforms

7450 ESS, 7750 SR, 7750 SR-e, 7750 SR-s, VSR

application

Syntax

application [*application-name*] **count**

Context

[\[Tree\]](#) (show>app-assure>group>aa-sub>um application)

Full Context

show application-assurance group aa-sub usage-monitor application

Description

This command displays usage monitor statistics for the application.

Parameters

application-name

Specifies the application name, up to 32 characters.

count

Displays counters for the application.

Platforms

7450 ESS, 7750 SR, 7750 SR-e, 7750 SR-s, VSR

application

Syntax

application [*application-name*] **count** [**detail**]

Context

[\[Tree\]](#) (tools>dump>app-assure>group>aa-sub application)

Full Context

```
tools dump application-assurance group aa-sub application
```

Description

This command displays per-subscriber per-application statistics.

Platforms

7750 SR, 7750 SR-e, 7750 SR-s, VSR

application

Syntax

```
application [app-name] [{dscp | dot1p}]
```

Context

[\[Tree\]](#) (show>router>sgt-qos application)

Full Context

```
show router sgt-qos application
```

Description

This command displays application QoS settings.

Parameters

app-name

Specifies the application.

Values Some of the following values may only apply to specific products. Refer to the *SR OS R22.x.Rx Software Release Notes* for details about application support for different SR OS products:

arp, bgp, bmp, call-trace, cflowd, dhcp, diameter, dns, ftp, grpc, gtp, http, icmp, igmp, igmp-reporter, isis, l2tp, ldp, mld, mpls-udp-return, msdp, mtrace2, ndis, ntp, ospf, pcep, pim, pppoe, ptp, radius, rip, rsvp, sflow, snmp, snmp-notification, srrp, ssh, syslog, tacplus, telnet, tftp, traceroute, vrrp

dscp

Specifies to show DSCP values only.

dot1p

Specifies to show dot1p values only.

Platforms

All

Output

The following output is an example of SGT QoS application information.

Sample Output

```
A:ALA-A# show router sgt-qos application
=====
DSCP Application Values
=====
Application          Configured DSCP Value      Default DSCP Value(s)
-----
bgp                   none                        nc1
bmp                   none                        af41
call-trace            none                        af41
cflowd                none                        nc1
dhcp                  none                        nc1, af41, nc2
diameter              none                        af41
dns                   none                        af41
ftp                   none                        af41
grpc                  none                        af41
gtp                   none                        nc2, nc1
http                  none                        af41
icmp                  none                        be, nc1
igmp                  none                        nc1
igmp-reporter         none                        nc1
l2tp                  none                        nc1
ldp                   none                        nc1
mld                   none                        nc1
mpls-udp-return       none                        nc1
msdp                  none                        nc1
mtrace2               none                        nc1
ndis                  none                        nc1, nc2
ntp                   none                        nc1
ospf                  none                        nc1
pcep                  none                        nc1
pim                   none                        nc1
ptp                   none                        nc1
radius                none                        nc1
rip                   none                        nc1
rsvp                  none                        nc1
sflow                 none                        nc1
snmp                  none                        af41
snmp-notification    none                        af41
srrp                  none                        nc1
ssh                   none                        af41
syslog                none                        af41
tacplus               none                        af41
telnet                none                        af41
tftp                  none                        af41
traceroute            none                        be
vrrp                  none                        nc1
=====
Dot1p Application Values
=====
Application          Configured Dot1p Value      Default Dot1p Value
-----
arp                   none                        7
isis                  none                        7
pppoe                 none                        7
=====
A:ALA-A#
```




Note:

Some applications have multiple DSCP default values depending on the context or service.

5.52 application-assurance

application-assurance

Syntax

application-assurance

Context

[\[Tree\]](#) (clear application-assurance)

Full Context

clear application-assurance

Description

This command clears application assurance commands.

Platforms

7450 ESS, 7750 SR, 7750 SR-e, 7750 SR-s, VSR

application-assurance

Syntax

application-assurance

Context

[\[Tree\]](#) (show application-assurance)

Full Context

show application-assurance

Description

Commands in this context display application assurance commands.

Platforms

7450 ESS, 7750 SR, 7750 SR-e, 7750 SR-s, VSR

application-assurance

Syntax

application-assurance

Context

[\[Tree\]](#) (tools>dump application-assurance)

Full Context

tools dump application-assurance

Description

Commands in this context dump application assurance information.

Platforms

7450 ESS, 7750 SR, 7750 SR-e, 7750 SR-s, VSR

5.53 application-assurance-group

application-assurance-group

Syntax

application-assurance-group [*aa-group-id* [**load-balance** [**unassigned**]]]

Context

[\[Tree\]](#) (show>isa application-assurance-group)

Full Context

show isa application-assurance-group

Description

This command displays ISA group information.

Parameters

aa-group-id

Specifies the AA ISA group ID.

load-balance

Specifies load balancing information.

unassigned

Specifies load balancing unassigned aa-sub information.

Platforms

7450 ESS, 7750 SR, 7750 SR-e, 7750 SR-s, VSR

Output

[Table 32: Show Application Assurance Group Output Fields](#) describes the show command output fields:

Table 32: Show Application Assurance Group Output Fields

Label	Description
ISA-AA Group Index	Indicates the group number of this group of MDAs.
Description	
Primary ISA-AA	Displays the primary slot and card number and whether the status is up or down and is either active or standby.
Backup ISA-AA	Displays the backup slot and card number and whether the status is up or down and is either active or standby. The status should be up and standby.
Last Active change	Indicates the last time a successful change was performed.
Admin State	Displays the administrative state, up or down.
Oper State	Displays the operational state, up or down.
Diverted FCs	Displays the forwarding class to be diverted.
Fail to mode	Displays how traffic is handled when there are no available ISA-AA cards to handle the traffic, either failToWire or failToOpen.
Partitions	Indicates whether partitions are enabled or disabled within an ISA-AA group. When the value of this object is set to enabled , partitions can be created in the tmnxBsxAaGrpPartTable.
Egress from subscriber	
Pool	Displays the buffer pool as defined in TIMETRA-PORT-MIB::tmnxObjectAppPool for subscriber to network traffic egressing towards the ISA-AA MDA.
Reserved Cbs	Displays the percentage of the buffer pool reserved for high priority traffic for subscriber to network traffic egressing towards the ISA-AA MDA.
Slope Policy	Displays the policy as defined in TIMETRA-QOS-MIB::tSlopePolicyTable for subscriber to network traffic egressing towards the ISA-AA MDA.
Queue Policy	Displays the policy as defined in TIMETRA-QOS-MIB::tNetworkQueueTable for subscriber to network traffic egressing towards the ISA-AA MDA.

Label	Description
Scheduler Policy	Displays the policy as defined in TIMETRA-QOS-MIB::tSlope PolicyTable for network to subscriber traffic egressing towards the ISA-AA MDA
Egress to subscriber	
Pool	Displays the buffer pool as defined in TIMETRA-PORT-MIB::tmnxObjectAppPool for network to subscriber traffic egressing towards the ISA-AA MDA.
Reserved Cbs	Displays the percentage of the buffer pool reserved for high priority traffic for network to subscriber traffic egressing towards the ISA-AA MDA.
Slope Policy	Displays the policy as defined in TIMETRA-QOS-MIB::tSlope PolicyTable for network to subscriber traffic egressing towards the ISA-AA MDA.
Queue Policy	Displays the policy as defined in TIMETRA-QOS-MIB::tNetwork QueueTable for network to subscriber traffic egressing towards the ISA-AA MDA.
Scheduler Policy	Displays the policy as defined in TIMETRA-QOS-MIB::t SchedulerPolicyTable for network to subscriber traffic egressing towards the ISA-AA MDA.
Overload Sub-quarantine	Displays the overload quarantine state, up or down.
Overload Cut Through	Displays the overload cut through state, enabled or disabled.

Sample Output

```
*A:Dut-A# show isa application-assurance-group 1
=====
ISA Application-assurance-groups
=====
ISA-AA Group Index      : 1
Description             : (Not Specified)
Subscriber Scale        : residential
WLAN GW Group Index    : N/A
Primary ISA-AA         : 5/1 up/active
Backup ISA-AA          : none
Minimum ISA Generation : 2
Last Active change     : 04/06/2018 10:18:50
Admin State             : Up
Oper State              : Up
Diverted FCs           : be l2
Fail to mode           : fail-to-wire
Partitions              : disabled
QoS
  Egress from subscriber
    Pool                 : default
    Reserved Cbs        : default
    Slope Policy         : aa_spoll
```

```

Queue Policy      : aa_nqpolEgr
Scheduler Policy  : aa_pspFrmSub
Egress to subscriber
Pool             : default
  Reserved Cbs   : default
  Slope Policy    : aa_spoll
Queue Policy      : aa_nqpolEgr
Scheduler Policy  : aa_pspToSub
Capacity Cost
High Threshold    : 4294967295
Low Threshold     : 0
Overload Sub-quarantine : Down
Overload Cut Through : disabled
Transit Prefix
  Max IPv4 entries : 0
  Max IPv6 entries : 0
  Max IPv6 remote entries : 0
HTTP Enrichment
  Max Packet Size : 1500 octets
Shared Resources
  TCP Advanced Functions : 100%
=====
A:ALU>show>isa#

*A:Dut-C>show isa application-assurance-group 1 load-balance
=====
ISA Application-assurance-group 1
=====
load-balance status      : Complete
isa-capacity-cost-threshold : low 0
                           : high 4294967295
-----
              capacity  aa-sub  aa-sub  ip        transit-prefix-entries
              cost      stats  addresses  ipv4  v4-rm  ipv6  v6-rm
-----
1/2           4          4      8         3         0     0     0     0
3/1           3          3      6         1         0     0     0     0
Mda Limit    n/a        1024   32768   16384     0     0     0     0
=====
aa-sub type count for group 1
=====
              all      esm      esm-mac  sap      spoke-sdp  transit
-----
1/2           4          1         3         0         0         0
3/1           3          2         1         0         0         0
Unassigned(*) 0          0         0         0         0         n/a**
-----
(*)  Subscribers are not initially load balanced until configuration and
     persistence files have been processed.
(**) For unassigned transits, refer to unassigned subscriber load-balance
      screen for details.
-----
Last tools load-balance complete reason:
Tool never performed or last performed on another AA group
Subs moved : 0
Next sub   : n/a
Service Id : n/a
=====

*A:Dut-C# show isa application-assurance-group 84 load-balance unassigned
=====
ISA Application-assurance-group 84 unassigned
  
```

```

=====
type      SvcId      aa-sub      App-Profile
-----
esm       2          Sub1        Cost30
esm       50         Sub2        Cost31
sap       29         2/1/10:527 Cost29
sap       30         2/1/10:528 Cost29
sap       31         2/1/10:529 Cost29
sap       31         2/1/10:530 Cost29
sap       31         2/1/10:531 Cost29
sap       32         2/1/10:546 Cost29
sap       32         2/1/10:547 Cost29
sap       33         2/1/10:548 Cost29
spoke     201        199:10      Cost27
spoke     202        199:17      Cost10
spoke     202        199:18      Cost10
spoke     202        199:19      Cost10
esm-mac   100        Sub3-000102030405 Cost30
=====
*A:Dut-C#
  
```

5.54 applications

applications

Syntax

applications

Context

[\[Tree\]](#) (show>log applications)

Full Context

show log applications

Description

This command displays a list of all application names that can be used in event-control and filter commands.

Platforms

All

Output

The following is an example of log application information.

Sample Output

```

*A:7950 XRS-20# show log applications
=====
Log Event Application Names
  
```

```

=====
Application Name
-----
BGP
...
CHASSIS
...
IGMP
...
LDP
LI
...
MIRROR
...
MPLS
...
OSPF
PIM
...
PORT
...
SYSTEM
...
USER
...
VRTR
...
=====
A:ALA-1#
  
```

applications

Syntax

applications [*isa mda-id/esa-vm-id*]

Context

[Tree] (tools>dump>app-assure>group>ipassist applications)

Full Context

tools dump application-assurance group ip-identification-assist applications

Description

This command dumps statistics showing the amount of traffic detected by IP identification assist for supported applications.

Parameters

isa mda-id

Specifies the slot and MDA of the ISA in the format *slot/mda*.

Values

slot/mda

slot

1 to 10, depending on chassis model

mda 1 to 2, depending on chassis model

isa *esa-vm-id*

Specifies the ESA and ESA VM in the format *esa-esa-id/vm-id*.

Values	<i>esa-esa-id/vm-id</i>
	<i>esa-id</i> 1 to 16
	<i>vm-id</i> 1 to 4

Platforms

7450 ESS, 7750 SR, 7750 SR-e, 7750 SR-s, VSR

Output

Use the following command to display statistics showing how much traffic is detected by the IP identification assist feature for supported applications.

```
tools dump application-assurance group 1:0 ip-identification-assist applications isa 1/1
```

Sample Output

```
=====
Application-Assurance group 1:0 ip-identification-assist application statistics
=====
isa 1/1
-----
```

Application Name	Detection	flows	packets	octets
"Apple"	app-filter ip-assist	0 (0.0%) 32 (100.0%)	0 (0.0%) 43768 (100.0%)	0 (0.0%) 39252130 (100.0%)
"Apple App Store and iTunes"	app-filter ip-assist	0 (0.0%) 0 (0.0%)	0 (0.0%) 0 (0.0%)	0 (0.0%) 0 (0.0%)
"Apple Music"	app-filter ip-assist	0 (0.0%) 0 (0.0%)	0 (0.0%) 0 (0.0%)	0 (0.0%) 0 (0.0%)
"Apple iCloud"	app-filter ip-assist	0 (0.0%) 0 (0.0%)	0 (0.0%) 0 (0.0%)	0 (0.0%) 0 (0.0%)
"Facebook"	app-filter ip-assist	0 (0.0%) 84 (100.0%)	0 (0.0%) 90580 (100.0%)	0 (0.0%) 96430386 (100.0%)
"Google"	app-filter ip-assist	0 (0.0%) 382 (100.0%)	0 (0.0%) 25980 (100.0%)	0 (0.0%) 21150315 (100.0%)
"Google Play Store"	app-filter ip-assist	0 (0.0%) 0 (0.0%)	0 (0.0%) 0 (0.0%)	0 (0.0%) 0 (0.0%)
"Instagram"	app-filter ip-assist	0 (0.0%) 52 (100.0%)	0 (0.0%) 18714 (100.0%)	0 (0.0%) 18655139 (100.0%)
"Netflix"	app-filter ip-assist	0 (0.0%) 78 (100.0%)	0 (0.0%) 59059 (100.0%)	0 (0.0%) 52961501 (100.0%)
"Snapchat"	app-filter ip-assist	0 (0.0%) 0 (0.0%)	0 (0.0%) 0 (0.0%)	0 (0.0%) 0 (0.0%)
"Spotify"	app-filter	0 (0.0%)	0 (0.0%)	0 (0.0%)

	ip-assist	85 (100.0%)	35703 (100.0%)	32556052 (100.0%)
"Twitter"	app-filter	0 (0.0%)	0 (0.0%)	0 (0.0%)
	ip-assist	38 (100.0%)	20555 (100.0%)	16997835 (100.0%)
"Whats App"	app-filter	0 (0.0%)	0 (0.0%)	0 (0.0%)
	ip-assist	0 (0.0%)	0 (0.0%)	0 (0.0%)
"YouTube"	app-filter	0 (0.0%)	0 (0.0%)	0 (0.0%)
	ip-assist	6 (100.0%)	27562 (100.0%)	31582683 (100.0%)

TOTAL (14 applications)	app-filter	0 (0.0%)	0 (0.0%)	0 (0.0%)
	ip-assist	757 (100.0%)	321921 (100.0%)	309586041 (100.0%)
=====				

5.55 aps

aps

Syntax

aps [*aps-id*] [**detail**]

Context

[\[Tree\]](#) (show aps)

Full Context

show aps

Description

This command displays Automated Protection Switching (APS) information.

Parameters

aps-id

Displays information for the specified APS group ID.

Values *aps-group-idaps*: keyword*group-id*: 1 to 128

detail

Displays detailed APS information.

Platforms

7450 ESS, 7750 SR-7/12/12e, 7750 SR-a, 7750 SR-e

Output

See the following sections for output samples:

- [Sample Output: show aps \(Working Multi-chassis APS Node\)](#)
- [Sample Output: show aps \(Protect MC-APS Node\)](#)

- [Output Fields: show aps](#)

Sample Output: show aps (Working Multi-chassis APS Node)

```
*A:Dut-A# show aps aps-1
=====
APS Group Info
=====
Interface  Admin  Oper  MC-Ctl  Work  Prot  Active  Tx/Rx
           State State State  Circuit Circuit Circuit  K1 Byte
-----
aps-1     Up    Up    N/A     1/5/1  1/9/5  1/5/1   PC-Tx: No-Req
=====
*A:Dut-A#

*A:Dut-A# show aps aps-1 detail
=====
APS Group: aps-1
=====
Description      : APS Group
Group Id         : 1
Admin Status     : Up
Working Circuit  : 1/5/1
Switching-mode   : Uni-1plus1
Revertive-mode   : Non-revertive
Rx K1/K2 byte    : 0x00/0x00 (No-Req on Protect)
Tx K1/K2 byte    : 0x00/0x00 (No-Req on Protect)
Current APS Status : OK
Multi-Chassis APS : No
Neighbor         : 0.0.0.0
Control link state : N/A
Advertise Interval : 1000 msec
APS SF Hold Time  : 6000 msec
Mode mismatch Cnt : 0
PSB failure Cnt  : 0
Active Circuit    : 1/5/1
Oper Status      : Up
Protection Circuit : 1/9/5
Switching-arch   : 1+1(sig,data)
Revert-time (min) :
Hold Time        : 3000 msec
APS SD Hold Time : 9000 msec
Channel mismatch Cnt : 0
FEPL failure Cnt : 0
-----
APS Working Circuit - 1/5/1
-----
Admin Status      : Up
Current APS Status : OK
Last Switchover   : None
Signal Degrade Cnt : 1
Last Switch Cmd   : No Cmd
Tx L-AIS          : None
Oper Status       : Up
No. of Switchovers : 0
Switchover seconds : 0
Signal Failure Cnt : 1
Last Exercise Result : Unknown
-----
APS Protection Circuit - 1/9/5
-----
Admin Status      : Up
Current APS Status : OK
Last Switchover   : None
Signal Degrade Cnt : 1
Last Switch Cmd   : No Cmd
Tx L-AIS          : None
Oper Status       : Up
No. of Switchovers : 0
Switchover seconds : 0
Signal Failure Cnt : 1
Last Exercise Result : Unknown
=====
*A:Dut-A#
```

Sample Output: show aps (Protect MC-APS Node)

```
B:Dut-E# show aps
=====
APS Group Info
```

```

=====
Interface Admin Oper MC-Ctl Work Prot Active Tx/Rx
          State State State State Circuit Circuit Circuit K1 Byte
-----
aps-20    Up    Up    N/A    3/1/1  3/1/2    3/1/1    PC-Tx: No-Req
=====
B:Dut-E#

B:Dut-E# show aps aps-30 detail
=====
APS Group: aps-30
=====
Description      : APS Group
Group Id         : 30
Admin Status     : Up
Working Circuit  : N/A
Switching-mode   : Bi-directional
Revertive-mode   : Non-revertive
Rx K1/K2 byte    : 0x00/0x05 (No-Req on Protect)
Tx K1/K2 byte    : 0x00/0x05 (No-Req on Protect)
Current APS Status : OK
Multi-Chassis APS : Yes
Neighbor         : 10.1.1.1
Control link state : Up
Advertise Interval : 1000 msec
Mode mismatch Cnt : 0
PSB failure Cnt  : 0
Active Circuit   : N/A
Oper Status     : Up
Protection Circuit : 2/2/2
Switching-arch  : 1+1
Revert-time (min) :
Hold time       : 3000 msec
Channel mismatch Cnt : 0
FEPL failure Cnt : 1
-----
APS Working Circuit - Neighbor
-----
Admin Status     : N/A
Current APS Status : OK
Last Switchover  : None
Signal Degrade Cnt : 0
Last Switch Cmd  : No Cmd
Tx L-AIS         : None
Oper Status     : N/A
No. of Switchovers : 0
Switchover seconds : 0
Signal Failure Cnt : 0
Last Exercise Result : Unknown
-----
APS Protection Circuit - 2/2/2
-----
Admin Status     : Up
Current APS Status : OK
Last Switchover  : None
Signal Degrade Cnt : 0
Last Switch Cmd  : No Cmd
Tx L-AIS         : None
Oper Status     : Up
No. of Switchovers : 0
Switchover seconds : 0
Signal Failure Cnt : 0
Last Exercise Result : Unknown
=====
B:Dut-E#

```

Output Fields: show aps

Table 33: Output Fields: show aps describes output fields for the show aps command.

Table 33: Output Fields: show aps

Label	Description
Interface	Specifies the APS interface name (the APS group port).
Admin State	Up — APS is administratively up. Down — APS port is administratively down.

Label	Description
Oper State	Up — APS port is operationally up. Down — APS is operationally down.
MC-CTL State	Specifies the multi-chassis state.
Work Circuit	Specifies the working circuit ID.
Prot Circuit	Specifies the physical port that acts as the protection circuit for this APS group.
Active Circuit	Specifies the active circuit.
Tx/Rx K1 Byte	Displays the value of the SONET/SDH K1 byte received or transmitted on the protection circuit.
Group Id	Displays the APS group name.
Protection Circuit	Displays the physical port that will act as the protection circuit for this APS group.
Switching-mode	Displays the switching mode of the APS group.
Switching-arch	The architecture of the APS group.
Revertive-mode	Displays the revertive mode of the APS group. non-revertive — Traffic remains on the protection line until another switch request is received. revertive — When the condition that caused a switch to the protection line has been cleared the signal is switched back to the working line.
Revert-time	Displays the configured time, in minutes, to wait after the working circuit has become functional again, before making the working circuit active again. If the revertive mode is non-revertive, then this field will be empty.
Rx K1/K2 byte	Displays the value of the SONET/SDH K1/K2 byte received on the interface.
Tx K1/K2 byte	Displays the value of the SONET/SDH K1/K2 byte transmitted on the interface.
Current APS Status	Displays the current APS status.
Mode Mismatch Cnt	Indicates the number of times a conflict occurs between the current local mode and the received K2 mode information.
Channel mismatch Cnt	Indicates the number of mismatches between the transmitted K1 channel and the received K2 channel has been detected.

Label	Description
PSB failure Cnt	Displays a count of Protection Switch Byte (PSB) failure conditions. This condition occurs when either an inconsistent APS byte or an invalid code is detected.
FEPL failure Cnt	Displays a count of far-end protection-line (FEPL) failure conditions. This condition is declared based on receiving SF on the protection line in the K1 byte.
No. of Switchovers	Displays the number of times a switchover has occurred.
Last Switchover	Displays the time stamp of the last switchover.
Switchover seconds	Displays the cumulative Protection Switching Duration (PSD) time in seconds. For a working channel, this is the cumulative number of seconds that service was carried on the protection line. For the protection line, this is the cumulative number of seconds that the protection line has been used to carry any working channel traffic. This information is only valid if revertive switching is enabled.
Signal Degrade Cnt	Displays the number of times the signal was degraded.
Signal Failure Cnt	Displays the number of times the signal failed.
Last Switch Cmd	Reports the last switch command that was performed on a circuit.
Last Exercise Result	The result of the last exercise request on a circuit.
Neighbor address	Displays the neighbor IP address.
Advertise Interval	Displays the advertise interval.
Hold time	Displays the hold time.

aps

Syntax

aps *aps-id* [clear]

aps mc-aps-signaling [clear]

aps mc-aps-ppp [clear]

Context

[\[Tree\]](#) (tools>dump aps)

Full Context

tools dump aps

Description

This command displays Automated Protection Switching (APS) information.

Parameters

aps-id

Specifies the APS ID.

Values *aps-group-id*
 aps: keyword
 group-id: 1 to 64

clear

Removes all Automated Protection Switching (APS) operational commands.

mc-aps-signaling

Displays multi-chassis APS signaling information.

mc-aps-ppp

Displays multi-chassis APS PPP information.

Platforms

7450 ESS, 7750 SR-7/12/12e, 7750 SR-a, 7750 SR-e

Output

The following output is an example of APS information.

Sample Output

```
*A:AS_SR7_2# tools dump aps aps-33

GrpId = 33, state = Running, mode:cfg/oper = Bi-directional/Bi-directional
revert = 0, workPort: N/A, protPort: 2/1/1, activePort: working
rxK1 = 0x0 (No-Req on Protect), physRxK1 = 0x0, rxK2 = 0x5
txK1 = 0x0 (No-Req on Protect), physTxK1 = 0x0, txK2 = 0x5
K1ReqToBeTxed = 0x0, K1ChanToBeTxed = 0x0, lastRxReq = 0xc
MC-APS Nbr = 10.100.100.1 (Up), advIntvl = 10, hold = 30
workPort: status = OK, Tx-Lais = None, sdCnt = 1, sfCnt = 1
  numSwitched = 1, switchSecs = 0, lastSwitched = 07/25/2007 08:00:12
  disCntTime = , alarms = , switchCmd = No Cmd
protPort: status = OK, Tx-Lais = None, sdCnt = 1, sfCnt = 0
  numSwitched = 1, switchSecs = 0, lastSwitched = 07/25/2007 08:03:39
  disCntTime = , alarms = , switchCmd = No Cmd
GrpStatus: OK, mmCnt = 1, cmCnt = 1, psbfCnt = 1, feplfCnt = 2
LocalSwitchCmd: priority = No-Req, portNum = 0
RemoteSwitchCmd: priority = No-Req, portNum = 0
Running Timers = mcAdvIntvl mcHold
processFlag = apsFailures = , sonet = Y
DebugInfo: dmEv = 0, dmClrEv = 0, amEv = 1, amClrEv = 1
  cmEv = 1, cmClrEv = 1, psbfEv = 1, psbfClrEv = 1
  feplfEv = 2, feplfClrEv = 2, wtrEv = 0, psbfDetectEv = 0
  wSdEv = 1, wSfEv = 2, pSdEv = 1, pSfEv = 1
```

```
portStatusEv = 8, rxK1Ev = 9, txLaisEv = 2, lastEvName = FeplClr
CtlUpEv = 3, CtlDnEv = 2, wAct = 0, wDeAct = 0
```

Seq	Event	TxK1/K2	RxK1/K2	Dir	Active	Time
000	ProtAdd	0xc005	0x0000	Tx-->	Work	497 02:18:10.590
001	RxKByte	0xc005	0x6dea	Rx<--	Work	497 02:20:14.820
002	RxKByte	0xc005	0xc005	Rx<--	Work	497 02:21:30.970
003	RxKByte	0xc005	0x2005	Rx<--	Work	497 02:21:36.530
004	pSFClr	0x0005	0x2005	Tx-->	Work	497 02:21:40.590
005	RxKByte	0x0005	0x0005	Rx<--	Work	497 02:21:40.600
006	RxKByte	0x0005	0xc115	Rx<--	Work	497 02:25:22.840
007	RxKByte	0x2115	0xc115	Tx-->	Prot	497 02:25:22.840
008	RxKByte	0x2115	0xa115	Rx<--	Prot	000 00:00:47.070
009	RxKByte	0x2115	0x1115	Rx<--	Prot	000 00:00:47.560
010	RxKByte	0x2115	0xc005	Rx<--	Prot	000 00:00:57.010
011	RxKByte	0x2005	0xc005	Tx-->	Work	000 00:00:57.010
012	RxKByte	0x2005	0x0005	Rx<--	Work	000 00:01:06.170
013	RxKByte	0x0005	0x0005	Tx-->	Work	000 00:01:06.170

Sample Output

```
:AS_SR7_1# tools dump aps mc-aps-ppp

pppmMcsModStarted = Yes
pppmMcsDbgDoSync = Yes
pppmMcsApsGrpHaAuditDone = Yes
pppmMcsPostHaSyncedApsGrpId = 47
pppmMcsMcApsChanCnt = 1280

pppmMcsDbgRxPktCnt = 2560
pppmMcsDbgRxPktNotProcessedCnt = 0
pppmMcsDbgRxPktInvalidCnt = 0
pppmMcsDbgInconsistentRxPktDropCnt = 0
pppmMcsDbgInconsistentTxPktDropCnt = 1176
pppmMcsDbgTxPktNotSentCnt = 0
pppmMcsDbgTxPktSentCnt = 25
pppmMcsDbgEvtDropCnt = 0
pppmMcsDbgMemAllocErrCnt = 0
pppmMcsDbgReTxCnt = 0
pppmMcsDbgReTxExpCnt = 0
pppmMcsDbgReReqCnt = 0

pppmMcsStateAckQueueCnt (curr/peek) = 0/130
pppmMcsStateReqQueueCnt (curr/peek) = 0/1280
pppmMcsStateReReqQueueCnt (curr/peek) = 0/256
pppmMcsStateTxQueueCnt (curr/peek) = 0/512
pppmMcsStateReTxQueueCnt (curr/peek) = 0/130

MC-APS Peer Info :
-----

Grp 13 Addr 10.100.100.2 - Up
Grp 20 Addr 10.100.100.2 - Up
Grp 35 Addr 10.100.100.2 - Up
Grp 43 Addr 10.100.100.2 - Up
Grp 47 Addr 10.100.100.2 - Up

Number of ppmMcs Evt Msgs dispatched:
ctl_link_state : 0
ctl_link_up_tmr : 0
ctl_link_down_tmr : 0
ha_audit_done : 0
```

Sample Output

```
*A:eth_aps_sr7# tools dump aps mc-aps-signaling

MC-APS Control Debug Counters :
-----
Ctl Pkt Rx = 0
Invalid Rx Ctl Pkt = 0
Incompatible Rx Ctl Pkt = 0
Nbr not Rx Ctl Pkt = 0
Invalid Rx Ctl Pkt Tlv = 0
Ctl Pkt Rx-ed before HaReady = 0
Not sent Tx Ctl Pkt = 0

MC-APS-LAG Debug Counters :
-----
Ctl Pkt Rx from IOM          = 0

Not processed Rx Ctl Pkt    = 0
Invalid Rx Ctl Pkt          = 0
Incompatible Rx Ctl Pkt     = 0
Rx Ctl Pkt queueing failed = 0

Ctl Pkt Tx (direct)         = 0
Ctl Pkt Tx (UDP socket)    = 0
Not sent Tx Ctl Pkt        = 0

Route Update                = 0
Matched Route Update        = 0

Msg Buf Alloc Failed        = 0

MC-APS-LAG NbrRoute Entries :
-----
NbrAddr 10.1.1.1 NextHopAddr ::
  EgressIfIndex = 0
  EgressPortId = Unknown
  app refCnt = 1
  refCntTotal = 1
```

aps

Syntax

aps

Context

[\[Tree\]](#) (tools>perform aps)

Full Context

tools perform aps

Description

Commands in this context perform Automated Protection Switching (APS) operations.

Platforms

7450 ESS, 7750 SR-7/12/12e, 7750 SR-a, 7750 SR-e

5.56 arbiter-stats

arbiter-stats

Syntax

arbiter-stats

Context

[\[Tree\]](#) (clear>qos arbiter-stats)

Full Context

clear qos arbiter-stats

Description

Commands in this context clear arbiter statistics.

Platforms

7450 ESS, 7750 SR, 7750 SR-e, 7750 SR-s, 7950 XRS, VSR

arbiter-stats

Syntax

arbiter-stats

Context

[\[Tree\]](#) (monitor>qos arbiter-stats)

Full Context

monitor qos arbiter-stats

Description

Commands in this context configure monitor functionality for arbiter statistics.

Platforms

7450 ESS, 7750 SR, 7750 SR-e, 7750 SR-s, 7950 XRS, VSR

arbiter-stats

Syntax

arbiter-stats

Context

[\[Tree\]](#) (show>qos arbiter-stats)

Full Context

show qos arbiter-stats

Description

Commands in this context display arbiter statistics information.

Platforms

7450 ESS, 7750 SR, 7750 SR-e, 7750 SR-s, 7950 XRS, VSR

5.57 area

area

Syntax

area [*area-id*] [**detail**] [**lfa**]

area [*area-id*] [**detail**] **lfa flex-algo** *flex-algo-id*

area [*area-id*] [**detail**] **lfa flex-algo all**

Context

[\[Tree\]](#) (show>router>ospf area)

Full Context

show router ospf area

Description

This command displays configuration information about all areas or the specified area.

Parameters

area-id

Displays the OSPF area ID expressed in dotted decimal notation or as a 32-bit decimal integer.

Values ip-address — a.b.c.d

area — 0 to 4294967295

flex-algo-id

Displays the flexible algorithm identifier.

Values 128 to 255

detail

Displays detailed operational and statistical information about the specified area.

lfa

Displays Loop-Free Alternate (LFA) next-hop information. This information corresponds to the backup next hops for IP links and nodes written in RTM by the base LFA feature.

flex-algo

Displays OSPFv2 information for the specified algorithm identifier.

flex-algo all

Displays OSPFv2 information for all flexible algorithms.

Platforms

All

Output

The following examples display OSPF area outputs.

[Table 34: OSPF Area Output Fields](#) describes the standard and detailed command output fields for an OSPF area.

Table 34: OSPF Area Output Fields

Label	Description
Area Id	A 32 bit integer uniquely identifying an area.
Type	NSSA — This area is configured as an NSSA area. Standard — This area is configured as a standard area (not NSSA or Stub). Stub — This area is configured as a stub area.
SPF Runs	The number of times that the intra-area route table has been calculated using this area's link state database.
LSA Count	The total number of link-state advertisements in this area's link state database, excluding AS External LSAs.
LSA Cksum Sum	The 32-bit unsigned sum of the link-state database advertisements LS checksums contained in this area's link state database. This checksum excludes AS External LSAs (type-5).
No. of OSPF Areas	The number of areas configured on the router.

Label	Description
Virtual Links	The number of virtual links configured through this transit area.
Active IFs	The active number of interfaces configured in this area.
Area Bdr Rtrs	The total number of ABRs reachable within this area.
AS Bdr Rtrs	The total number of ASBRs reachable within this area.
Last SPF Run	The time when the last intra-area SPF was run on this area.
Router LSAs	The total number of router LSAs in this area.
Network LSAs	The total number of network LSAs in this area.
Summary LSAs	The summary of LSAs in this area.
Asbr-summ LSAs	The summary of ASBR LSAs in this area.
Nssa-ext LSAs	The total number of NSSA-EXT LSAs in this area.
Area opaque LSAs	The total number of opaque LSAs in this area.
Total Nbrs	The total number of neighbors in this area.
Total IFs	The total number of interfaces configured in this area.
Total LSAs	The sum of LSAs in this area excluding autonomous system external LSAs.
Blackhole Range	False — No blackhole route is installed for aggregates configured in this area. True — A lowest priority blackhole route is installed for aggregates configured in this area.
Export Database	False — The extended TE Database (TE-DB) is not exported in this area. True — The extended TE Database (TE-DB) is exported in this area.
Export Policies	The export policies configured in this area.
Export Filtrd LSAs	The total number of LSAs filtered by area export policies.
Import Policies	The import policies configured in this area.
Import Filtrd LSAs	The total number of LSAs filtered by area import policies.

Sample Output: show router ospf area detail

```
A:SetupCLI# show router ospf 0 area detail
=====
Rtr Base OSPFv2 Instance 0 Areas (detail)
=====
```

```

-----
Area Id: 0.0.0.0
-----
Area Id      : 0.0.0.0          Type           : Standard
Key Rollover Int.: 10         LFA            : Include
Virtual Links : 0             Total Nbrs     : 0
Active IFs    : 0             Total IFs      : 2
Area Bdr Rtrs : 0             AS Bdr Rtrs    : 0
SPF Runs      : 0             Last SPF Run   : Never
Router LSAs   : 0             Network LSAs   : 0
Summary LSAs  : 0             Asbr-summ LSAs : 0
Nssa ext LSAs : 0             Area opaque LSAs : 1
Total LSAs    : 1             LSA Cksum Sum  : 0xd6af
Blackhole Range : False      Unknown LSAs   : 0
Export Database : False
Export Policies : None
Export Fltrd LSAs: 0
Import Policies : None
Import Fltrd LSAs: 0
-----
Area Id: 1.1.1.1
-----
Area Id      : 1.1.1.1          Type           : Stub
Default Cost  : 16777215       Import Summary : Send Summary
Key Rollover Int.: 10         LFA            : Exclude
Virtual Links : 0             Total Nbrs     : 0
Active IFs    : 0             Total IFs      : 1
Area Bdr Rtrs : 0             AS Bdr Rtrs    : 0
SPF Runs      : 0             Last SPF Run   : Never
Router LSAs   : 0             Network LSAs   : 0
Summary LSAs  : 0             Asbr-summ LSAs : 0
Nssa ext LSAs : 0             Area opaque LSAs : 1
Total LSAs    : 1             LSA Cksum Sum  : 0xf493
Blackhole Range : False      Unknown LSAs   : 0
Export database : False
Export Policies : None
Export Fltrd LSAs: 0
Import Policies : None
Import Fltrd LSAs: 0
-----
Area Id: 2.2.2.2
-----
Area Id      : 2.2.2.2          Type           : Standard
Key Rollover Int.: 10         LFA            : Include
Virtual Links : 1             Total Nbrs     : 0
Active IFs    : 0             Total IFs      : 0
Area Bdr Rtrs : 0             AS Bdr Rtrs    : 0
SPF Runs      : 0             Last SPF Run   : Never
Router LSAs   : 0             Network LSAs   : 0
Summary LSAs  : 0             Asbr-summ LSAs : 0
Nssa ext LSAs : 0             Area opaque LSAs : 1
Total LSAs    : 1             LSA Cksum Sum  : 0xd6af
Blackhole Range : True       Unknown LSAs   : 0
Export database : False
Export Policies : None
Export Fltrd LSAs: 0
Import Policies : None
Import Fltrd LSAs: 0
=====
A:SetupCLI#

*A:Dut-B# show router ospf area 0.0.0.0 detail
=====
Rtr Base OSPFv2 Instance 0 Area 0.0.0.0 (detail)

```

```

=====
-----
Configuration
-----
Area Id       : 0.0.0.0           Type           : Standard
-----
Statistics
-----
Virtual Links : 0                Total Nbrs     : 2
Active IFs    : 3                Total IFs      : 3
Area Bdr Rtrs : 0                AS Bdr Rtrs   : 0
SPF Runs      : 7                Last SPF Run   : 10/26/2006 10:09:18
Router LSAs   : 3                Network LSAs   : 3
Summary LSAs  : 0                Asbr-summ LSAs : 0
Nssa ext LSAs : 0                Area opaque LSAs : 3
Total LSAs    : 9                LSA Cksum Sum  : 0x28b62
Blackhole Range : True           Unknown LSAs   : 0
Export database : False
Export Policies : None
Export Fltrd LSAs: 0
Import Policies : None
Import Fltrd LSAs: 0
=====

```

*A:Dut-B# show router ospf 0 area 0.0.0.0 lfa

```

=====
Rtr Base OSPFv2 Instance 0 Path Table
=====
Node           Interface           Nexthop
              LFA Interface       LFA Nexthop
-----
10.20.1.1      to_Dut-A1           10.20.1.1
                to_Dut-C1           10.20.1.3
10.20.1.3      to_Dut-C1           10.20.1.3
                to_Dut-A1           10.20.1.1
10.20.1.4      to_Dut-D1           10.20.1.4
10.20.1.6      to_Dut-D1           10.20.1.4
                to_Dut-C1           10.20.1.3
=====

```

*A:Dut-B#

*A:Dut-B# show router ospf 0 area 0.0.0.0 lfa detail

```

=====
Rtr Base OSPFv2 Instance 0 Path Table (detail)
=====
OSPF Area : 0.0.0.0
-----
Node           : 10.20.1.1           Metric           : 10
Interface      : to_Dut-A1               Nexthop          : 10.20.1.1
LFA Interface  : to_Dut-C1               LFA Metric       : 20
LFA type       : linkProtection          LFA Nexthop     : 10.20.1.3

Node           : 10.20.1.3           Metric           : 10
Interface      : to_Dut-C1               Nexthop          : 10.20.1.3
LFA Interface  : to_Dut-A1               LFA Metric       : 20
LFA type       : linkProtection          LFA Nexthop     : 10.20.1.1

Node           : 10.20.1.4           Metric           : 10
Interface      : to_Dut-D1               Nexthop          : 10.20.1.4

Node           : 10.20.1.6           Metric           : 20
Interface      : to_Dut-D1               Nexthop          : 10.20.1.4
=====

```

```
LFA Interface      : to_Dut-C1      LFA Metric       : 30
LFA type          : nodeProtection  LFA Nexthop      : 10.20.1.3
```

```
=====
*A:Dut-B#
```

Sample Output: show router ospf area lfa flex-algo

```
*A:Dut-C# show router ospf area lfa flex-algo 128
=====
Rtr Base OSPFv2 Instance 0 Flex-Algo 128 Path Table
=====
10.20.1.2          C1/1/5-B1/1/8          10.20.1.2
                   C1/1/7-E1/1/1          10.20.1.5
10.20.1.5          C1/1/7-E1/1/1          10.20.1.5
                   C1/1/5-B1/1/8          10.20.1.2
=====
*A:Dut-C#
```

area

Syntax

```
area [area-id] [detail] [ lfa]
```

Context

[\[Tree\]](#) (show>router>ospf3 area)

Full Context

```
show router ospf3 area
```

Description

This command displays configuration information about all areas or the specified area. When detail is specified operational and statistical information will be displayed.

Parameters

area-id

Displays the OSPF area ID expressed in dotted decimal notation or as a 32-bit decimal integer.

Values ip-address — a.b.c.d
 area — 0 to 4294967295

detail

Displays detailed information about the specified area.

lfa

Displays Loop-Free Alternate (LFA) next-hop information. This information corresponds to the backup next hops for IP links and nodes written in RTM by the base LFA feature.

Platforms

All

Output

OSPF Area Output

The following table describes the standard and detailed command output fields for an OSPF area.

Table 35: OSPF Area Output Fields

Label	Description
Area Id	A 32 bit integer uniquely identifying an area.
Type	NSSA — This area is configured as an NSSA area. Standard — This area is configured as a standard area (not NSSA or Stub). Stub — This area is configured as a stub area.
SPF Runs	The number of times that the intra-area route table has been calculated using this area's link state database.
LSA Count	The total number of link-state advertisements in this area's link state database, excluding AS External LSAs.
LSA Cksum Sum	The 32-bit unsigned sum of the link-state database advertisements LS checksums contained in this area's link state database. This checksum excludes AS External LSAs (type-5).
No. of OSPF Areas	The number of areas configured on the router.
Virtual Links	The number of virtual links configured through this transit area.
Active IFs	The active number of interfaces configured in this area.
Area Bdr Rtrs	The total number of ABRs reachable within this area.
AS Bdr Rtrs	The total number of ASBRs reachable within this area.
Last SPF Run	The time when the last intra-area SPF was run on this area.
Router LSAs	The total number of router LSAs in this area.
Network LSAs	The total number of network LSAs in this area.
Summary LSAs	The summary of LSAs in this area.
Asbr-summ LSAs	The summary of ASBR LSAs in this area.
Nssa-ext LSAs	The total number of NSSA-EXT LSAs in this area.
Area opaque LSAs	The total number of opaque LSAs in this area.
Total Nbrs	The total number of neighbors in this area.

Label	Description
Total IFs	The total number of interfaces configured in this area.
Total LSAs	The sum of LSAs in this area excluding autonomous system external LSAs.
Blackhole Range	False — No blackhole route is installed for aggregates configured in this area. True — A lowest priority blackhole route is installed for aggregates configured in this area.
Export Database	False — The extended TE Database (TE-DB) is not exported in this area. True — The extended TE Database (TE-DB) is exported in this area.
Export Policies	The export policies configured in this area.
Export Fltrd LSAs	The total number of LSAs filtered by area export policies.
Import Policies	The import policies configured in this area.
Import Fltrd LSAs	The total number of LSAs filtered by area import policies.

Sample Output

```
A:SetupCLI# show router ospf 0 area detail
=====
Rtr Base OSPFv2 Instance 0 Areas (detail)
=====
-----
Area Id: 0.0.0.0
-----
Area Id      : 0.0.0.0          Type           : Standard
Key Rollover Int.: 10         LFA            : Include
Virtual Links : 0             Total Nbrs     : 0
Active IFs    : 0             Total IFs      : 2
Area Bdr Rtrs : 0             AS Bdr Rtrs   : 0
SPF Runs      : 0             Last SPF Run   : Never
Router LSAs   : 0             Network LSAs   : 0
Summary LSAs  : 0             Asbr-summ LSAs : 0
Nssa ext LSAs : 0             Area opaque LSAs : 1
Total LSAs    : 1             LSA Cksum Sum  : 0xd6af
Blackhole Range : False       Unknown LSAs   : 0
Export Database : False
Export Policies : None
Export Fltrd LSAs: 0
Import Policies : None
Import Fltrd LSAs: 0
-----
Area Id: 1.1.1.1
-----
Area Id      : 1.1.1.1          Type           : Stub
Default Cost : 16777215        Import Summary : Send Summary
Key Rollover Int.: 10         LFA            : Exclude
Virtual Links : 0             Total Nbrs     : 0
Active IFs    : 0             Total IFs      : 1
```

```

Area Bdr Rtrs      : 0
SPF Runs          : 0
Router LSAs       : 0
Summary LSAs      : 0
Nssa ext LSAs     : 0
Total LSAs        : 1
Blackhole Range   : False
Export database   : False
Export Policies   : None
Export Fltrd LSAs : 0
Import Policies   : None
Import Fltrd LSAs : 0
-----
Area Id: 2.2.2.2
-----
Area Id      : 2.2.2.2      Type      : Standard
Key Rollover Int.: 10     LFA       : Include
Virtual Links : 1         Total Nbrs : 0
Active IFs    : 0         Total IFs  : 0
Area Bdr Rtrs : 0         AS Bdr Rtrs : 0
SPF Runs     : 0         Last SPF Run : Never
Router LSAs  : 0         Network LSAs : 0
Summary LSAs : 0         Asbr-summ LSAs : 0
Nssa ext LSAs : 0         Area opaque LSAs : 1
Total LSAs   : 1         LSA Cksum Sum : 0xf493
Blackhole Range : True    Unknown LSAs : 0
Export database : False
Export Policies : None
Export Fltrd LSAs : 0
Import Policies : None
Import Fltrd LSAs : 0
=====
A:SetupCLI#

*A:Dut-B# show router ospf area 0.0.0.0 detail
=====
Rtr Base OSPFv2 Instance 0 Area 0.0.0.0 (detail)
=====
-----
Configuration
-----
Area Id      : 0.0.0.0      Type      : Standard
-----
Statistics
-----
Virtual Links : 0          Total Nbrs : 2
Active IFs    : 3          Total IFs  : 3
Area Bdr Rtrs : 0          AS Bdr Rtrs : 0
SPF Runs     : 7          Last SPF Run : 10/26/2006 10:09:18
Router LSAs  : 3          Network LSAs : 3
Summary LSAs : 0          Asbr-summ LSAs : 0
Nssa ext LSAs : 0          Area opaque LSAs : 3
Total LSAs   : 9          LSA Cksum Sum : 0x28b62
Blackhole Range : True    Unknown LSAs : 0
Export database : False
Export Policies : None
Export Fltrd LSAs : 0
Import Policies : None
Import Fltrd LSAs : 0
=====
*A:Dut-B# show router ospf 0 area 0.0.0.0 lfa
=====
Rtr Base OSPFv2 Instance 0 Path Table
  
```

```

=====
Node                Interface                Nexthop
                   LFA Interface           LFA Nexthop
-----
10.20.1.1           to_Dut-A1                10.20.1.1
                   to_Dut-C1                10.20.1.3
10.20.1.3           to_Dut-C1                10.20.1.3
                   to_Dut-A1                10.20.1.1
10.20.1.4           to_Dut-D1                10.20.1.4
10.20.1.6           to_Dut-D1                10.20.1.4
                   to_Dut-C1                10.20.1.3
=====
*A:Dut-B#

*A:Dut-B# show router ospf 0 area 0.0.0.0 lfa detail
=====
Rtr Base OSPFv2 Instance 0 Path Table (detail)
=====
OSPF Area : 0.0.0.0
-----
Node                : 10.20.1.1           Metric                : 10
Interface           : to_Dut-A1           Nexthop               : 10.20.1.1
LFA Interface       : to_Dut-C1           LFA Metric            : 20
LFA type            : linkProtection      LFA Nexthop           : 10.20.1.3

Node                : 10.20.1.3           Metric                : 10
Interface           : to_Dut-C1           Nexthop               : 10.20.1.3
LFA Interface       : to_Dut-A1           LFA Metric            : 20
LFA type            : linkProtection      LFA Nexthop           : 10.20.1.1

Node                : 10.20.1.4           Metric                : 10
Interface           : to_Dut-D1           Nexthop               : 10.20.1.4

Node                : 10.20.1.6           Metric                : 20
Interface           : to_Dut-D1           Nexthop               : 10.20.1.4
LFA Interface       : to_Dut-C1           LFA Metric            : 30
LFA type            : nodeProtection      LFA Nexthop           : 10.20.1.3
=====
*A:Dut-B#
  
```

5.58 arp

arp

Syntax

```
arp {[ip-address] | [mac ieee-address] | [ sap sap-id] | [interface ip-int-name] | [ sdp sdp-id:vc-id] |
[summary] }
```

Context

[\[Tree\]](#) (show>service>id arp)

Full Context

show service id arp

Description

This command displays the ARP cache entries for this service.

Parameters

ip-address

Specifies the IP address in IP address dotted decimal notation.

ieee-mac-address

Specifies the 48-bit MAC address in the form aa:bb:cc:dd:ee:ff or aa-bb-cc-dd-ee-ff where aa, bb, cc, dd, ee and ff are hexadecimal numbers. Allowed values are any non-broadcast, non-multicast MAC and non-IEEE reserved MAC addresses.

sap-id

Specifies a Service Access Point (SAP) within a service.

ip-int-name

Specifies the name of the IP interface. Interface names can be from 1 to 32 alphanumeric characters. If the string contains special characters (#, \$, spaces, and so on), the entire string must be enclosed between double quotes.

sdp-id

Specifies the SDP identifier. Allowed values are integers in the range of 1 and 17407 for existing SDPs.

vc-id

Specifies the virtual circuit identifier.

Values 1 to 4294967295

Platforms

All

Output

The following output is an example of service ID information. [Table 36: Service-ID ARP Field Descriptions](#) describes the output fields.

Sample Output

```
A:ALA-A# show service id 100 base
=====
ARP Table
=====
IP Address      MAC Address      Type   Age      Interface      Port
-----
10.1.0.1        00:00:66:66:66:01 Other   00h00m00s ies-10-101.1.0.1 1/1/4
239.1.1.2        00:00:5e:00:01:64 Other   00h00m00s ies-10-239.1.1.2 1/1/3
239.1.1.201     00:00:22:2e:a5:61 Static  00h00m00s ies-10-239.1.1.2 1/1/3
239.1.1.202     00:00:22:2e:a5:62 Static  00h00m00s ies-10-239.1.1.2 1/1/3
=====
A:ALA-A#
```

Table 36: Service-ID ARP Field Descriptions

Label	Description
IP Address	Specifies the IP address of the ARP cache entry.
MAC Address	Specifies the MAC address associated with the IP address.
Type	Other — Learned through normal ARP queries. Static — Configured by static-arp commands. Managed — Learned from DHCP snooping or configured by host commands.
Age	Indicates age of the ARP entry.
Interface	Indicates the name of the IP interface.
Port	Indicates the port upon which the entry was learned.

arp

Syntax

arp {all | *ip-address*}

arp interface {*ip-int-name* | *ip-address*}

Context

[\[Tree\]](#) (clear>router arp)

Full Context

clear router arp

Description

This command clears all or specific ARP entries.

The scope of ARP cache entries cleared depends on the command line options specified.

Parameters

all

Clears all ARP cache entries.

ip-address

Clears the ARP cache entry for the specified IP address.

Values

ipv4-address: a.b.c.d

ip-int-name

Clears all ARP cache entries for the IP interface with the specified name, up to 32 characters.

ip-address

Clears all ARP cache entries for the specified IP interface with the specified IP address.

Values ipv4-address: a.b.c.d

Platforms

All

arp

Syntax

arp

Context

[\[Tree\]](#) (clear>service>id arp)

Full Context

clear service id arp

Description

This command clears all ARP entries. This command is only valid for Ipipe and VPRN services.

Platforms

All

arp

Syntax

arp *[[ip-int-name | ip-address[/mask] | mac ieee-mac-address | summary]] [arp-type]*

Context

[\[Tree\]](#) (show>router arp)

Full Context

show router arp

Description

This command displays the router ARP table sorted by IP address. If no command line options are specified, all ARP entries are displayed.

Parameters

ip-int-name

Only displays ARP entries associated with the specified IP interface name.

ip-address[/mask]

Only displays ARP entries associated with the specified IP address and mask.

ieee-mac-address

Only displays ARP entries associated with the specified MAC address.

summary

Displays an abbreviate list of ARP entries.

arp-type

Only displays ARP information associated with the keyword.

Values local, dynamic, static, managed

Platforms

All

Output

ARP Table Output — The following output is an example of router ARP table information, and [Table 37: ARP Fields](#) describes the ARP table output fields.

Sample Output

```
*B:7710-Red-RR# show router arp
=====
ARP Table (Router: Base)
=====
IP Address      MAC Address      Expiry      Type      Interface
-----
10.20.1.24      00:16:4d:23:91:b8 00h00m00s 0th      system
10.10.4.11      00:03:fa:00:d0:c9 00h57m03s Dyn[I]    to-core-sr1
10.10.4.24      00:03:fa:41:8d:20 00h00m00s 0th[I]    to-core-sr1
-----
No. of ARP Entries: 3
=====

A:ALA-A# show router ARP 10.10.0.3
=====
ARP Table
=====
IP Address      MAC Address      Expiry      Type      Interface
-----
10.10.0.3      04:5d:ff:00:00:00 00:00:00 0th      system
=====
A:ALA-A#

A:ALA-A# show router ARP to-ser1
=====
ARP Table
=====
IP Address      MAC Address      Expiry      Type      Interface
-----
```

```
10.10.13.1      04:5b:01:01:00:02 03:53:09   Dyn to-ser1
=====
A:ALA-A#
```

Table 37: ARP Fields

Label	Description
IP Address	The IP address of the ARP entry
MAC Address	The MAC address of the ARP entry
Expiry	The age of the ARP entry
Type	Dyn — the ARP entry is a dynamic ARP entry Inv — the ARP entry is an inactive static ARP entry (invalid) Oth — the ARP entry is a local or system ARP entry Sta — the ARP entry is an active static ARP entry
*Man	The ARP entry is a managed ARP entry
Int	The ARP entry is an internal ARP entry
[!]	The ARP entry is in use
Interface	The IP interface name associated with the ARP entry
No. of ARP Entries	The number of ARP entries displayed in the list

5.59 arp-host

arp-host

Syntax

```
arp-host [wholesaler service-id] {[sap sap-id | interface interface-name | ip-address ip-address[/mask] |
mac ieee-address | {[ port port-id] [no-inter-dest-id | inter-dest-id inter-dest-id]]} [detail]
arp-host statistics [sap sap-id | interface interface-name]
arp-host summary {[interface interface-name | saps ]
```

Context

[\[Tree\]](#) (show>service>id arp-host)

Full Context

```
show service id arp-host
```


Description

This command displays ARP host related information.

Parameters

service-id

The VPRN service ID of the wholesaler. When specified in this context, SAP, SDP, interface, IP address and MAC parameters are ignored.

Values 1 to 2148007980, *svc-name: 64 chars max*

sap-id

Specifies the physical port identifier portion of the SAP definition.

interface-name

Displays information for the specified IP interface. 32 characters maximum.

ip-address[/mask]

Displays information associated with the specified IP address.

Values ip-address: a.b.c.d.
mask: 1 to 32

ieee-address

Specifies the MAC address.

Values xx:xx:xx:xx:xx:xx or xx-xx-xx-xx-xx-xx

port-id

Specifies the port ID.

Values slot, mda, port

no-inter-dest-id

Displays the information about no intermediate destination ID.

inter-dest-id

Indicates the intermediate destination identifier received from either the DHCP or the RADIUS server or the local user database. 32 characters maximum

detail

Displays detailed information.

statistics

Displays ARP host statistics.

summary

Displays summary information.

saps

Displays SAP ARP host related information.

Platforms

7450 ESS, 7750 SR, 7750 SR-a, 7750 SR-e, 7750 SR-s, VSR

Output

The following output is an example ARP host information for specified service IDs.

Sample Output

```
*A:Dut-C# show service id 2 arp-host
=====
ARP host table, service 2
=====
IP Address      Mac Address      Sap Id           Remaining      MC
                  Time                2/1/5:2          Stdby
-----
128.128.1.2    00:80:00:00:00:01 2/1/5:2         00h04m41s
128.128.1.3    00:80:00:00:00:02 2/1/5:2         00h04m42s
128.128.1.4    00:80:00:00:00:03 2/1/5:2         00h04m43s
128.128.1.5    00:80:00:00:00:04 2/1/5:2         00h04m44s
128.128.1.6    00:80:00:00:00:05 2/1/5:2         00h04m45s
128.128.1.7    00:80:00:00:00:06 2/1/5:2         00h04m46s
128.128.1.8    00:80:00:00:00:07 2/1/5:2         00h04m47s
128.128.1.9    00:80:00:00:00:08 2/1/5:2         00h04m48s
128.128.1.10   00:80:00:00:00:09 2/1/5:2         00h04m49s
128.128.1.11   00:80:00:00:00:0a 2/1/5:2         00h04m50s
-----
Number of ARP hosts : 10
=====
*A:Dut-C#

*A:Dut-C# show service id 2 arp-host ip-address 128.128.1.2 detail
=====
ARP hosts for service 2
=====
Service ID      : 2
IP Address      : 128.128.1.2
MAC Address     : 00:80:00:00:00:01
SAP             : 2/1/5:2
Remaining Time  : 00h04m58s

Sub-Ident       : "alu_1_2"
Sub-Profile-String : ""
SLA-Profile-String : ""
App-Profile-String : ""
ARP host ANCP-String : ""
ARP host Int Dest Id : ""

RADIUS-User-Name : "128.128.1.2"

Session Timeout (s) : 301
Start Time        : 02/09/2009 16:35:07
Last Auth        : 02/09/2009 16:36:34
Last Refresh     : 02/09/2009 16:36:38
Persistence Key   : N/A

Subscriber Host Limit Overrides
  ipv4-arp       : 1
  ipv4-dhcp      : 1
  ipv4-ppp       : 1
  ipv4-overall   : 1
  ipv6-pd-ipoe-dhcp : 1
  ipv6-pd-ppp-dhcp : 1
  ipv6-pd-overall : 1
  ipv6-wan-ipoe-dhcp : 1
  ipv6-wan-ipoe-slaac : 1
```

```

  ipv6-wan-ppp-dhcp      : 1
  ipv6-wan-ppp-slaac    : 1
  ipv6-wan-overall      : 1
  ipv6-overall          : 1
  lac-overall           : 1
  overall               : 1
  SLA Profile Instance Host Limit Overrides
  ipv4-arp              : 1
  ipv4-dhcp             : 1
  ipv4-ppp              : 1
  ipv4-overall          : 1
  ipv6-pd-ipoe-dhcp    : 1
  ipv6-pd-ppp-dhcp     : 1
  ipv6-pd-overall       : 1
  ipv6-wan-ipoe-dhcp   : 1
  ipv6-wan-ipoe-slaac  : 1
  ipv6-wan-ppp-dhcp    : 1
  ipv6-wan-ppp-slaac   : 1
  ipv6-wan-overall     : 1
  ipv6-overall         : 1
  lac-overall          : 1
  overall              : 1
  Subscriber Session Limit Overrides
  ipoe                  : 1
  pppoe-local          : 1
  pppoe-lac            : 1
  pppoe-overall        : 1
  l2tp-lns             : 1
  l2tp-lts             : 1
  l2tp-overall         : 1
  overall              : 1
  SLA Profile Instance Session Limit Overrides
  ipoe                  : 1
  pppoe-local          : 1
  pppoe-lac            : 1
  pppoe-overall        : 1
  l2tp-lns             : 1
  l2tp-lts             : 1
  l2tp-overall         : 1
  overall              : 1
  -----
  Number of ARP hosts : 1
  =====
  *A:Dut-C#

  *A:Dut-C# show service id 2 arp-host statistics
  =====
  ARP host statistics
  =====
  Num Active Hosts      : 20
  Received Triggers    : 70
  Ignored Triggers     : 10
  Ignored Triggers (overload) : 0
  SHCV Checks Forced   : 0
  Hosts Created        : 20
  Hosts Updated        : 40
  Hosts Deleted        : 0
  Authentication Requests Sent : 40
  =====
  *A:Dut-C#

  *A:Dut-C# show service id 2 arp-host summary
  
```

```

=====
ARP host Summary, service 2
=====
Sap                Used          Provided      Admin State
-----
sap:2/1/5:2       20           8000         inService
-----
Number of SAPs : 1
-----
*A:Dut-C#
=====

```

Table 38: Service ARP Host Field Descriptions describes service ARP host information.

Table 38: Service ARP Host Field Descriptions

Field	Description
IP Address	The IP address
Mac Address	The MAC address of the this ARP host
Sap Id	The service SAP ID
Remaining Time	The remaining time
MC Stdbby	The MC standby
Number of ARP hosts	The total number of ARP hosts
Service ID	The service identifier
Sub-Ident	The name of the subscriber identification policy
Sub-Profile-String	The name of the subscriber profile
SLA-Profile-String	The name of the SLA profile
App-Profile-String	The application profile string
ARP host ANCP-String	The name of the ARP host
ARP host Int Dest Id	The ARP host internal destination ID
RADIUS-User-Name	The RADIUS user name
Session Timeout (s)	The session timeout value
Start Time	The start time
Last Auth	The date and time of the last authentication
Last Refresh	The date and time of the last refresh
Persistence Key	The key value that can be used to track this ARP host in the persistence file.
Subscriber Host Limit Overrides and SLA Profile Instance Host Limit Overrides:	

Field	Description
(only shown when overrides are active)	
ipv4-arp	The total number of IPv4 ARP hosts limit
ipv4-dhcp	The total number of IPv4 DHCP hosts limit
ipv4-ppp	The total number of IPv4 PPP hosts limit
ipv4-overall	The total number of IPv4 hosts limit
ipv6-pd-ipoe-dhcp	The total number of IPv6 IPoE DHCP Prefix Delegation hosts (IA-PD) limit
ipv6-pd-ppp-dhcp	The total number of IPv6 PPPoE DHCP Prefix Delegation hosts (IA-PD) limit
ipv6-pd-overall	The total number of IPv6 DHCP Prefix Delegation hosts (IA-PD) limit
ipv6-wan-ipoe-dhcp	The total number of IPv6 IPoE DHCP WAN hosts (IA-NA) limit
ipv6-wan-ipoe-slaac	The total number of IPv6 IPoE SLAAC WAN hosts limit
ipv6-wan-ppp-dhcp	The total number of IPv6 PPPoE DHCP WAN hosts (IA-NA) limit
ipv6-wan-ppp-slaac	The total number of IPv6 IPoE SLAAC WAN hosts limit
ipv6-wan-overall	The total number of IPv6 WAN hosts limit
ipv6-overall	The total number of IPv6 hosts limit
lac-overall	The total number of L2TP LAC hosts limit
overall	The total number of subscriber hosts limit
Subscriber Session Limit Overrides and SLA Profile Instance Session Limit Overrides: (only shown when overrides are active)	
ipoe	The total number of IPoE sessions limit
ppoe-local	The total number of PPPoE local terminated sessions (PTA) limit
ppoe-lac	The total number of PPPoE L2TP LAC sessions limit
ppoe-overall	The total number of PPPoE sessions limit
l2tp-lns	The total number of L2TP LNS sessions limit
l2tp-lts	The total number of L2TP LTS sessions limit

Field	Description
l2tp-overall	The total number of L2TP sessions limit
overall	The total number of subscriber sessions limit
Number of hosts	The total number of hosts matching the search criteria
MC-Stdby	The number of SAPs defined on this service on a port which is in multi-chassis standby mode

arp-host

Syntax

```
arp-host {all | mac ieee-address | sap sap-id | ip-address ip-address[/mask]}
arp-host {port port-id | {inter-dest-id intermediate-destination-id | no-inter-dest-id} [port port-id]}
arp-host statistics [sap sap-id | interface interface-name]
```

Context

[\[Tree\]](#) (clear>service>id arp-host)

Full Context

```
clear service id arp-host
```

Description

This command clears ARP host data.

Parameters

all

Clears all ARP host statistics.

ieee-address

Clears the ARP host MAC address information. The 48-bit MAC address for the static ARP in the form aa:bb:cc:dd:ee:ff or aa-bb-cc-dd-ee-ff where aa, bb, cc, dd, ee, and ff are hexadecimal numbers. Allowed values are any non-broadcast, non-multicast MAC and non-IEEE reserved MAC addresses.

Values xx:xx:xx:xx:xx:xx or xx-xx-xx-xx-xx-xx

sap-id

Clears the specified SAP information.

ip-address[*/mask*]

Clears the specified IP address and mask.

Values a.b.c.d

mask: 1 to 32

port-id

Clear the specified port ID information.

Values

<i>port-id</i>	<i>slot/mda/port [.channel]</i>	
bundle-id	<i>bundle-type-slot/mda.bundle-num</i>	
	bundle	keyword
	<i>type</i>	ppp
	<i>bundle-num</i>	1 to 336
bpgrp-id	<i>bpgrp-type-bpgrp-num</i>	
	bpgrp	keyword
	<i>type</i>	ppp
	<i>bpgrp-num</i>	1 to 2000
aps-id	<i>aps-group-id[.channel]</i>	
	aps	keyword
	<i>group-id</i>	1 to 64
ccag-id	<i>ccag-id.path-id [cc-type]</i>	
	ccag	keyword
	id	1 to 8
	path-id	a, b
	cc-type	.sap-net, net-sap
eth-tunnel-id	<i>eth-tunnel-id</i>	
	eth-tunnel	keyword
	id	1 to 1024
lag-id	<i>lag-id</i>	
	lag	keyword
	id	1 to 800
gtg-id	<i>gmpls-tun-grp-id</i>	
	gmpls-tun-group	keyword
	id	1 to 1024

intermediate-destination-id

Displays information about the specified intermediate destination ID. 32 characters maximum.

no-inter-dest-id

Displays the information about no intermediate destination ID.

interface-name

Clears the interface name. 32 characters maximum.

Platforms

7450 ESS, 7750 SR, 7750 SR-a, 7750 SR-e, 7750 SR-s, VSR

5.60 arp-table

arp-table

Syntax

arp-table [*ip ipv4-address*] [**class** *class*] [**next-index** *index*]

Context

[\[Tree\]](#) (tools>dump>wlan-gw>lanext>bd arp-table)

Full Context

tools dump wlan-gw lanext bd arp-table

Description

This command dumps the specified ARP table entries for the specified HLE BD.

Parameters

ipv4-address

Specifies the IP address of the ARP entry to be displayed.

class

Specifies the source on which to filter the ARP table entries.

Values access, network, remote

index

Specifies the next set of results if there are more results than the current output. The additional results are shown at the bottom of the current output.

Values 0 to 4294967295

Platforms

7750 SR, 7750 SR-e, 7750 SR-s, VSR

Output

The following output is an example of ARP table information.

Sample Output

```
tools>dump>wlan-gw>lanext>bd# arp-table
=====
MATCHED 1 ARP ENTRY ON SLOT #2 MDA #1
=====
IP ADDRESS          MAC ADDRESS          CLASS    TIMESTAMP
-----
192.168.0.1         AA:BB:CC:00:00:01   ACCESS  05/30/2017 23:49:11
=====
```

5.61 aspath-regex

aspath-regex

Syntax

aspath-regex *reg-exp* {**detail** | **longer**}

aspath-regex *reg-exp*

aspath-regex *reg-exp* **hunt**

Context

[\[Tree\]](#) (show>router>bgp>routes aspath-regex)

Full Context

show router bgp routes aspath-regex

Description

This command displays BGP routes with an AS path matching the specified regular expression.

aspath-regex is a parameter of the **show router bgp routes** command. Depending on the parameters that are used to issue the command, the output can display a narrower or wider set of routes, including routes belonging to other address families. See the **show router bgp routes** command description for syntax variants, parameter descriptions and values, and output examples.

Platforms

All

5.62 association

association

Syntax

association [*ma-index*] [**detail**]

Context

[\[Tree\]](#) (show>eth-cfm association)

Full Context

show eth-cfm association

Description

This command displays eth-cfm association information.

Parameters

ma-index

Specifies the maintenance association (MA) index.

Values 1 to 4294967295

detail

Displays detailed information for the eth-cfm association.

Platforms

7450 ESS, 7750 SR, 7750 SR-a, 7750 SR-e, 7750 SR-s, 7950 XRS

Output

The following example displays ETH CFM association information.

[Table 39: ETH-CFM Association Field Descriptions](#) describes show eth-cfm association command output fields:

Sample Output

```
*A:node-1# show eth-cfm association
=====
eth-cfm CFM Association Table
=====
Md-index   Ma-index   Name                               CCM-interval Bridge-id
-----
1           1          test-ma-1                          10           2
1           2          2                                    10           20
=====
*A:node-1#

*A:node-1# show eth-cfm association 1 detail
-----
Domain 1 Associations:
-----
Md-index      : 1                Ma-index      : 1
Name Format    : charString       CCM-interval  : 10
```

```
Name           : test-ma-1
Bridge-id      : 2
PrimaryVlan    : 0
Remote Mep Id  : 1
Remote Mep Id  : 4
Remote Mep Id  : 5
MHF Creation   : defMHFnone
Num Vids       : 0
-----
*A:node-1#
```

Table 39: ETH-CFM Association Field Descriptions

Label	Description
Md-index	Displays the maintenance domain (MD) index.
Ma-index	Displays the maintenance association (MA) index.
Name	Displays the part of the maintenance association identifier which is unique within the maintenance domain name.
CCM-interval	Displays the CCM transmission interval for all MEPs in the association.
Bridge-id	Displays the bridge-identifier value for the domain association.
MHF Creation	Displays the MIP half function (MHF) for the association.
Primary VLAN	Displays the primary bridge-identifier VLAN ID.
Num Vids	Displays the number of VIDs associated with the VLAN.
Remote Mep Id	Displays the remote maintenance association end point (MEP) identifier

association

Syntax

association

association *name* [statistics]

Context

[\[Tree\]](#) (show>subscr-mgmt>pfcf association)

Full Context

show subscriber-mgmt pfcf association

Description

This command displays PFCF association information. If no parameters are entered, it displays an overview of all PFCF associations present on the system.

Parameters

name

Specifies the name of the configured PFCP association, up to 32 characters, for which detailed overview information is displayed.

statistics

Specifies that the packet counters for each PFCP message and upstream IBCP message for the specified PFCP association *name* are displayed.

Platforms

7450 ESS, 7750 SR, 7750 SR-a, 7750 SR-e, 7750 SR-s, VSR

Output

The following examples display PFCP association output information and the corresponding table describes the output fields:

- [Sample Output: show subscriber-mgmt pfcf association](#); [Table 40: PFCP Association Field Descriptions](#)
- [Sample Output: show subscriber-mgmt pfcf association name](#); [Table 41: PFCP Association Name Field Descriptions](#)
- [Sample Output: show subscriber-mgmt pfcf association name statistics](#)

Sample Output: show subscriber-mgmt pfcf association

```
#BNG-UPF# show subscriber-mgmt pfcf association
=====
PFCP Associations
=====
Name                               Description
-----
bng-cpf                            (Not Specified)
-----
No. of configured PFCP Associations: 1
=====
```

[Table 40: PFCP Association Field Descriptions](#) describes the output fields for the **show subscriber-mgmt pfcf association** command.

Table 40: PFCP Association Field Descriptions

Label	Description
Name	Displays the name of each PFCP association configured in the system
Description	Displays the description of each PFCP association, if configured

Sample Output: show subscriber-mgmt pfcf association name

```
=====
A:BNG-UPF# show subscriber-mgmt pfcf association "bng-cpf"
=====
PFCP Association bng-cpf
```

```

=====
Admin Status          : up
Oper Status          : up
Router               : to_cpf
Interface            : endpoint
Peer Node Id         : 17.17.17.10
Peer Address         : 17.17.17.10
Local Node Id        : 192.0.2.11
Local Address        : 192.0.2.11
UP Features          : FTUP TREU PDIU FRRT ADPPD MNOP IP6PL
UP BBF Features      : PPPOE IPOE LCPKO
UP NOKIA Features    : BULKAUDIT
CP Features          :
Setup Retry          : 1 second
Release Timeout      : 1 hour
Path Restoration Time : (Not Specified)
Heartbeat Interval   : 1 minute
Heartbeat Timeout    : 5 seconds
Heartbeat Retries    : 4
Tx Timeout           : 5 seconds
Tx Retries           : 3
Tx TTL               : 255
NAT group            : (Not Specified)
Created              : 01/08/2021 16:26:07
Last Updated         : 01/08/2021 16:26:07
=====
  
```

Table 41: PFCP Association Name Field Descriptions describes the output fields for the **show subscriber-mgmt pfcp association name** command.

Table 41: PFCP Association Name Field Descriptions

Label	Description
Admin Status	Administrative status of this PFCP association down — association is administratively disabled up — association is administratively enabled
Oper Status	Operational status of this PFCP association down — association is operationally disabled up — association is operationally enabled
Router	Router name for this association
Interface	Interface for this association
Peer Node Id	CPF peer node ID
Peer address	CPF peer node IP address
Local Node Id	Local UPF node ID
Local address	Local UPF node IP address
UP Features	UPF features
UP BBF Features	UPF BBF features

Label	Description
UP NOKIA Features	UPF Nokia features
CP Features	CPF features
Setup Retry	Configured time to wait before an association setup retry attempt after failure
Release Timeout	Configured time to wait for a response to a release request
Path Restoration Time	Configured time to wait before the path is declared down
Heartbeat Interval	Configured interval time between two heartbeat request messages
Heartbeat Timeout	Configured time the system waits for a heartbeat response message
Heartbeat Retries	Configured number of retries after the heartbeat timeout expires
Tx Timeout	Configured transmit timeout
Tx Retries	Configured transmit retries
Tx TTL	Configured transmit TTL
NAT group	Configured NAT group
Created	PFCP association create time
Last Updated	PFCP association update time

Sample Output: show subscriber-mgmt pfcf association name statistics

```

=====
A:BNG-UPF# show subscriber-mgmt pfcf association "bng-cpf" statistics
=====
PFCF Statistics for Association 'bng-cpf'
=====

PFCF Session Related Messages

Session Establish Req      : 1      Session Establish Resp    : 1
Session Establish Resp fail: 0
Session Modify Req        : 0      Session Modify Resp       : 0
Session Modify Resp fail  : 0
Session Deletion Req      : 1      Session Deletion Resp     : 0
Session Deletion Resp fail: 1
Session Report Req        : 0      Session Report Resp       : 0
Session Report Resp fail  : 0
Session Report DDR Req    : 0      Session Report DDR Resp   : 0
Session Report DDR Rsp fail: 0
Session Report UR Req     : 0      Session Report UR Resp    : 0
Session Report UR Rsp fail: 0
Session Report EIR Req    : 0      Session Report EIR Resp   : 0
Session Report EIR Rsp fail: 0
  
```

```

Session Report UPIR Req      : 0      Session Report UPIR Rsp      : 0
Session Report UPIR Rs fail: 0

PFCP Session Audit Related Messages

Session Modify Req          : 0      Session Modify Resp          : 0
Session Modify Resp fail    : 0
Session Report Req          : 0      Session Report Rsp           : 0
Session Report Rsp fail     : 0

PFCP Node Related Messages

Node Report Req             : 0      Node Report Resp             : 0
Node Report Resp fail       : 0
Assoc Setup Req Rx          : 0      Assoc Setup Resp Rx          : 1
Assoc Setup Resp fail Rx    : 0
Assoc Setup Req Tx          : 1      Assoc Setup Resp Tx          : 0
Assoc Setup Resp fail Tx    : 0
Assoc Upd Req Rx            : 0      Assoc Upd Resp Rx            : 0
Assoc Upd Resp fail Rx      : 0
Assoc Upd Req Tx            : 0      Assoc Upd Resp Tx            : 0
Assoc Upd Resp fail Tx      : 0
Assoc Upd Req with ARR      : 0      Assoc Upd Req with GRP       : 0
Assoc Upd Req ARR & GRP     : 0
Assoc Release Req           : 0      Assoc Release Resp           : 0
Assoc Release Resp fail     : 0
Heartbeat Req Rx            : 2      Heartbeat Resp Rx            : 0
Heartbeat Req Tx            : 0      Heartbeat Resp Tx            : 2
Heartbeat Aud Trig Req Tx   : 0      Heartbeat Aud Trig Rsp Rx    : 0
Heartbeat Aud Start Req Rx  : 0      Heartbeat Aud Start Rsp Tx   : 0
Heartbeat Aud End Req Rx    : 0      Heartbeat Aud End Rsp Tx     : 0

IBCP upstream packet statistics

Ipoe Rx Pkts                : 0
Pppoe Ctrl Rx Pkts          : 0
Pppoe Data Rx Pkts          : 0
Tx Pkts to Smf              : 0

IBCP upstream packet discard statistics

Missing pkt detection rule   : 0
Default tnl trigger missing : 0
Default tunnel missing       : 0
Parsing error                : 0
Tx error                     : 0

IBCP default tunnel
overwrite                    : 0

Last cleared time           : 01/08/2021 16:26:07
=====
  
```

5.63 associations

associations

Syntax

associations

Context

[Tree] (show>router>dhcp6>local-dhcp-server associations)

[Tree] (show>router>dhcp>local-dhcp-server associations)

Full Context

show router dhcp6 local-dhcp-server associations

show router dhcp local-dhcp-server associations

Description

This command displays the interfaces associated with this DHCP or DHCP6 server.

Platforms

7450 ESS, 7750 SR, 7750 SR-a, 7750 SR-e, 7750 SR-s, VSR

Output

The following output is an example of information associated with this DHCP or DHCP6 server.

Sample Output

```
*A:SUB-Dut-A# show router dhcp local-dhcp-server dhcpS1 associations
=====
DHCP server s1  router 3
=====
Associations          Admin
-----
tosim5                Up
=====
*A:SUB-Dut-A#
```

```
*A:SUB-Dut-A# show router dhcp6 local-dhcp-server abc associations
=====
DHCP server abc  router 3
=====
Associations          Admin
-----
tosimxyz              Up
=====
*A:SUB-Dut-A#
```

[Table 42: DHCP6 Summary Field Descriptions](#) describes DHCP associations fields.

Table 42: DHCP6 Summary Field Descriptions

Label	Description
Associations	The entity associated with the local DHCP server
Admin	The administrative state

associations

Syntax

associations

associations per-link-hash interface

associations per-link-hash class {1 | 2 | 3} interface

associations link-map-profile [*link-map-profile*] interface

associations per-link-hash [class {1 | 2 | 3}] sap

associations link-map-profile [*link-map-profile*] sap

Context

[\[Tree\]](#) (show>lag associations)

Full Context

show lag associations

Description

This command displays LAG association information.

Parameters

link-map-profile

Displays information about a specified LAG link map profile.

Values 1 to 32 (VSR)
1 to 64 (all other platforms)

Platforms

All

5.64 atm

atm

Syntax

atm

Context

[\[Tree\]](#) (clear>port atm)

Full Context

clear port atm

Description

Commands in this context clear port statistics.

Platforms

7450 ESS, 7750 SR-7/12/12e, 7750 SR-a, 7750 SR-e, 7950 XRS

atm

Syntax

atm [detail]

Context

[\[Tree\]](#) (show>ml-bundle>ima atm)

Full Context

show multilink-bundle ima atm

Description

This command displays multilink bundle IMA ATM information.

Parameters

detail

Displays detailed information.

Platforms

7450 ESS, 7750 SR-7/12/12e

Output

The following output is an example of IMA ATM information, and [Table 43: Output Fields: show multilink-bundle <bundle-id> ima atm](#) describes the output fields.

Sample Output: show multilink-bundle <bundle-id> ima atm

```
A:NS052651098# show multilink-bundle bundle-ima-1/1.1 ima atm
=====
ATM Info for bundle-ima-1/1.1
=====
Cell Mode           : UNI           Mapping           : Direct
Configured VCs      : 1             Configured VPs    : 0
Configured VTs      : 0             Configured IFCs   : 0
Configured minimum VPI: 0
Last Unknown VPI/VCI : none
=====
ATM Bandwidth Info
=====
                kbps      %                kbps      %
-----
Ingress CBR       : 15232    100%    Egress CBR       : 15232    100%
Ingress RT-VBR    : 0         0%      Egress RT-VBR    : 0         0%
Ingress NRT-VBR   : 0         0%      Egress NRT-VBR   : 0         0%
Ingress UBR       : 0         0%      Egress UBR       : 0         0%
-----
Ingress Total     : 15232    100%    Egress Total     : 15232    100%
ATM Link Bandwidth : 15232 kbps
Shaped Bandwidth  : 15232 kbps
```

Table 43: Output Fields: show multilink-bundle <bundle-id> ima atm

Label	Description
Cell Mode	Displays the cell format (UNI or NNI) used on the ATM interface.
Configured VCs	Displays the number of configured VCs.
Configured VTs	Displays the number of configured VTs.
Configured minimum VPI	Displays the minimum VPI configured for this bundle.
Last Unknown VPI/VCI	Indicates the last unknown VPI/VCI that was received on this interface.
Mapping	Displays ATM cell mapping used on this interface: Direct or PLCP.
Configured VPs	Displays the number of configured VPs.
Configured IFCs	Displays the number of configured IFCs.

atm

Syntax

atm [interval seconds] [repeat repeat] [absolute| rate]

Context

[\[Tree\]](#) (monitor>port atm)

Full Context

monitor port atm

Description

This command monitors ATM statistics.

Parameters

seconds

Configures the interval for each display in seconds.

Values 3 to 60

Default 10

repeat

Configures how many times the command is repeated.

Values 1 to 999

Default 10

absolute

Displays raw statistics, without processing. No calculations are performed on the delta or rate statistics.

rate

Displays rate-per-second for each statistic instead of the delta.

Platforms

7450 ESS, 7750 SR-7/12/12e, 7750 SR-a, 7750 SR-e, 7950 XRS

atm

Syntax

atm [**detail**]

Context

[\[Tree\]](#) (show>port atm)

Full Context

show port atm

Description

Commands in this context display ATM port information.

Parameters

detail

Displays detailed information.

Platforms

7450 ESS, 7750 SR-7/12/12e, 7750 SR-a, 7750 SR-e, 7950 XRS

5.65 atm-td-profile

atm-td-profile

Syntax

atm-td-profile [*traffic-desc-profile-id*] [**detail**]

Context

[\[Tree\]](#) (show>qos atm-td-profile)

Full Context

show qos atm-td-profile

Description

This command displays ATM traffic descriptor profile information.

Parameters

traffic-desc-profile-id

Displays the ATM traffic descriptor profile.

Values 1 to 1000

detail

Displays detailed policy information including policy associations.

Platforms

7450 ESS, 7750 SR-7/12/12e, 7750 SR-a, 7750 SR-e, 7950 XRS

Output

The following output is an example of ATM traffic descriptor profile information, and [Table 44: ATM Traffic Descriptor Profile Command Output Fields](#) describes ATM traffic descriptor profile show command output.

Sample

```

A:ALA-48>config>qos>atm-td-profile# show qos atm-td-profile
=====
Traffic Descriptor Profiles
=====
Maximum Supported Profiles      : 1000
Currently Configured Profiles   : 3
-----
TDP-id Description
  Service Category SCR          PIR          MIR          MBS
-----
1   Default Traffic Descriptor
   UBR              -            0            0            -
-----
2   Default Traffic Descriptor
   NRT_VBR          4000         5000         -            32
-----
10  Default Traffic Descriptor
   NRT_VBR          4000         5000         -            32
=====
A:ALA-48>config>qos>atm-td-profile#

A:ALA-48>config>qos>atm-td-profile# show qos atm-td-profile 10 detail
=====
Traffic Descriptor Profile (10)
=====
-----
TDP-id Description
  Service Category SCR          PIR          MIR          MBS
-----
10  Default Traffic Descriptor
   NRT_VBR          4000         5000         -            32
-----
TDP details
-----
Shaping      : disabled
-----
Entities using TDP-10
-----
=====
A:ALA-48>config>qos>atm-td-profile#

```

Table 44: ATM Traffic Descriptor Profile Command Output Fields

Label	Description
Maximum Supported Profiles	Displays the maximum number of ATM traffic descriptor profiles that can be configured on this system.
Currently Configured Profiles	Displays the number of currently configured ATM traffic descriptor profiles on this system.
TDP-Id	The ID that uniquely identifies the traffic descriptor policy.
Description	A text string that helps identify the policy context in the configuration file.
Service Category	Displays the ATM service category.

Label	Description
SCR	Displays the sustained cell rate in kb/s.
PIR	Displays the peak cell rate in kb/s.
MIR	Displays the Minimum Desired Cell Rate in kb/s.
MBS	Displays the maximum burst size in cells.
Shaping	Displays whether shaping is enabled or disabled for the traffic descriptor profile.
Entities using TDP-ID	Displays the number of entities using the ATM traffic descriptor.
None	Indicates that the parameter is not applicable for the configured service category.

5.66 auth-keychain

auth-keychain

Syntax

auth-keychain [*keychain*]

Context

[\[Tree\]](#) (show>router>bgp auth-keychain)

Full Context

show router bgp auth-keychain

Description

This command displays BGP sessions using a particular authentication keychain.

Parameters

keychain

Specifies an existing keychain name.

Platforms

All

Output

The following output is an example of authentication keychain information.

Sample Output

```
*A:ALA-48# show router 2 bgp auth-keychain
=====
Sessions using key chains
=====
Peer address          Group          Keychain name
-----
10.20.1.3             1             eta_keychain1
30.1.0.2              1             eta_keychain1
=====

*A:ALA-48#
*A:ALA-48>config>router>bgp# show router bgp group "To_AS_10000"
=====
BGP Group : To_AS_10000
-----
Group                : To_AS_10000
-----
Group Type           : No Type                State                : Up
Peer AS              : 10000                  Local AS             : 200
Local Address        : n/a                    Loop Detect          : Ignore
Import Policy        : None Specified - Default Accept
Export Policy         : ospf3
Hold Time            : 90                      Keep Alive           : 30
Cluster Id           : 0.0.0.100             Client Reflect       : Enabled
NLRI                 : Unicast                 Preference           : 170
TTL Security         : Disabled                Min TTL Value        : n/a
Graceful Restart     : Enabled                  Stale Routes Time    : 360
Auth key chain       : testname

List of Peers
- 10.0.0.8 :
  To_Router B - EBGP Peer
Total Peers         : 1                      Established          : 0
-----
Peer Groups : 1
=====
*A:ALA-48>config>router>bgp#

*A:ALA-48>config>router>bgp# show router bgp neighbor 10.0.0.8
=====
BGP Neighbor
-----
Peer : 10.0.0.8
Group : To_AS_10000
-----
Peer AS           : 10000          Peer Port         : 0
Peer Address      : 10.0.0.8         Local Port        : 0
Local AS          : 200
Local Address     : 0.0.0.0
Peer Type         : External
State             : Active           Last State        : Idle
Last Event        : stop
Last Error        : Cease
Local Family      : IPv4
Remote Family     : Unused
Hold Time         : 90              Keep Alive        : 30
Active Hold Time  : 0              Active Keep Alive : 0
Cluster Id        : 0.0.0.100
Preference        : 99              Num of Flaps      : 0
Recd. Paths       : 0
IPv4 Recd. Prefixes : 0          IPv4 Active Prefixes : 0
IPv4 Suppressed Pfxs : 0          VPN-IPv4 Suppr. Pfxs : 0
```



```

VPN-IPv4 Recd. Pfxs : 0          VPN-IPv4 Active Pfxs : 0
Mc IPv4 Recd. Pfxs. : 0          Mc IPv4 Active Pfxs. : 0
Mc IPv4 Suppr. Pfxs : 0          IPv6 Suppressed Pfxs : 0
IPv6 Recd. Prefixes : 0          IPv6 Active Prefixes : 0
Input Queue         : 0          Output Queue         : 0
i/p Messages        : 0          o/p Messages         : 0
i/p Octets           : 0          o/p Octets           : 0
i/p Updates         : 0          o/p Updates          : 0
TTL Security        : Disabled    Min TTL Value         : n/a
Graceful Restart    : Enabled      Stale Routes Time     : 360
Advertise Inactive  : Disabled    Peer Tracking         : Disabled
Advertise Label     : None
Auth key chain      : testname
Local Capability    : RouteRefresh MP-BGP
Remote Capability   :
Import Policy       : None Specified - Default Accept
Export Policy       : ospf3
  
```

 Neighbors : 1

=====

```
*A:ALA-48>config>router>bgp#
```

```
*A:ALA-48>config>router>bgp# show router bgp auth-keychain testname
```

=====

```
Sessions using key chain: keychain
```

Peer address	Group	Keychain name
10.0.0.8	To_AS_10000	testname

=====

```
*A:ALA-48>config>router>bgp#
```

5.67 authentication

authentication

Syntax

```
authentication user-name user-name password password [circuit-id circuit-id] [circuit-id-hex circuit-id-hex] [derived-id derived-id] [mac ieee-address] [remote-id remote-id] [remote-id-hex remote-id-hex] [sap-id sap-id] [service-name service-name]
```

Context

[\[Tree\]](#) (tools>perform>subscr-mgmt>loc-user-db>ppp authentication)

Full Context

tools perform subscriber-mgmt local-user-db ppp authentication

Description

This command authenticates the PPPoE user name.

Parameters

user-name

Specifies the PPP user name up to 253 characters.

password

Specifies the password of this host up to 64 characters.

circuit-id

Specifies the circuit ID up to 127 characters.

circuit-id-hex

Specifies the circuit ID in hexadecimal format.

Values 0x0 to 0xFFFFFFFF (maximum 254 hex nibbles)

derived-id

Specifies an ASCII string that uniquely identifies a host, and is derived by a Python script from packet content available during a DHCP transaction up to 255 characters.

ieee-address

Specifies information about the MAC address of the PPP session.

remote-id

Specifies that information that goes into the remote-id sub-option in the DHCP relay packet, up to 255 characters.

remote-id-hex

Specifies the remote ID in hexadecimal format.

Values 0x0 to 0xFFFFFFFF (maximum 510hex nibbles)

sap-id

Specifies a SAP ID, up to 255 characters.

service-name

Specifies the service name.

Platforms

7450 ESS, 7750 SR, 7750 SR-a, 7750 SR-e, 7750 SR-s, VSR

authentication

Syntax

authentication *policy-name* **association**

authentication [*policy-name*]

authentication [*policy-name*] **statistics**

authentication **coa-statistics**

Context

[Tree] (show>subscr-mgmt authentication)

Full Context

show subscriber-mgmt authentication

Description

This command displays subscriber management RADIUS authentication policy information and statistics.

Parameters

policy-name

Specifies the subscriber management RADIUS authentication policy name, up to 32 characters, for which information is requested.

association

Displays SAP, interface, local user database host, AA and L2TP associations of this policy.

coa-statistics

Displays the overall statistics for incoming RADIUS Change of Authorization (CoA) messages and Disconnect Messages. For dropped requests, a counter for different drop reasons is available.

statistics

Displays a list of policies with basic statistics (without specifying a policy name) or detailed statistics, including per-server statistics for the specified policy-name. These statistics apply only to the legacy RADIUS server configuration method where the servers are directly configured in the authentication policy.

Platforms

7450 ESS, 7750 SR, 7750 SR-a, 7750 SR-e, 7750 SR-s, VSR

Output

The following is an example of subscriber management authentication information.

Sample Output

```
# show subscriber-mgmt authentication
=====
Authentication Policies
=====
Name                               Description
-----
auth-policy-1                       Radius auth policy - servers
auth-policy-2                       Radius auth policy - radius-server-policy
-----
Number of Authentication Policies : 2
=====

# show subscriber-mgmt authentication "auth-policy-2"
=====
Authentication Policy auth-policy-2
=====
```

```

Description      : Radius auth policy - radius-server-policy
Re-authentication : Yes                               Username Format      : MAC Address
PPPoE Access Method : PAP/CHAP                       Username Mac-Format : "aa:"
PPP-Username Oper  : None
PPP-Domain-Name    : N/A
Username Oper      : None
Domain-Name        : N/A
Acct-Stop-On-Fail :
RADIUS Server Policy : "aaa-server-policy-1"
Fallback Action    : deny
Last Mgmt Change   : 06/24/2013 21:16:50
-----
Include Radius Attributes
-----
Remote Id          : Yes                               Circuit Id          : Yes
NAS Port Id        : Yes                               NAS Identifier     : Yes
PPPoE Service Name : Yes                               DHCP Vendor Class Id : Yes
Access Loop Options : Yes                               MAC Address        : Yes
NAS Port Prefix    : None                             NAS Port Suffix    : None
NAS-Port-Type      : Yes (standard)                   Acct Session Id    : Host
Calling Station Id : Yes (sap-string)                           Called Station Id   : Yes
Tunnel Server Attr : Yes                               DHCP Options       : Yes
NAS Port           : Yes
NAS Port Bits Spec : *3s*1m*4p*12o*12i
-----
Radius Servers
-----
Router              : management + Base           Source Address      : N/A
Access Algorithm    : Direct                       Retry               : 3
Timeout (s)        : 5                           Hold down time (s) : 30
-----
Index IP Address      Port  Pend-Req-Limit  Out/Overload time (s)  Oper State
-----
No Radius Servers configured.
-----
Accept Radius Attributes
-----
No Matching Entries
-----
Radius Script Policies
-----
Access-Request      : "N/A"
Access-Accept       : "N/A"
Change-of-Authorization : "N/A"
=====
# show subscriber-mgmt authentication "auth-policy-2" association
=====
Authentication Policy auth-policy-2
=====
SAP Associations
-----
No associations found.
-----
Interface Associations
-----
Service-Id : 3000 (VPRN)
- If Name : group-int-ws-1-1
-----
Local-User-Db PPPoE Host Associations
-----
Local-User-Db : ludb-1

```

```

- Host : host-1
-----
Local-User-Db DHCP Host Associations
-----
Local-User-Db : ludb-1
- Host : default
-----
Application Assurance Associations
-----
No associations found.
=====
No associated L2TP groups found.
No associated L2TP tunnels found.

# show subscriber-mgmt authentication statistics
=====
Authentication Policy Statistics
=====
Policy Name                Subscr. Pkts   Subscr. Pkts   Subscr. Pkts
                           Authenticated  Rejected       Rejected
                           Authenticated  Rejected       Send Failed
-----
auth-policy-1              0              0              0
auth-policy-2              0              0              0
-----
Number of Authentication Policies : 2
=====

# show subscriber-mgmt authentication "auth-policy-1" statistics
=====
Authentication Policy Statistics
=====
Policy name                : auth-policy-1
subscriber packets authenticated : 0
subscriber packets rejected   : 0
subscriber packets rejected send failed : 0
-----
radius server  requests  requests  requests  requests  requests  requests
idx IP-address  accepted  rejected  no reply  md5 failed  pending  send failed
-----
1 172.16.1.1    0         0         0         0         0         0
-----
=====

# show subscriber-mgmt authentication coa-statistics
=====
Radius Notify Statistics    Change-Of-Authorization    Disconnect-Messages
=====
Requests Received          7                          10
Requests Accepted         5                           6
Requests Rejected         2                           4
Requests Dropped          0                           0
  No Auth Policy found    0                           0
  Invalid message         0                           0
  Out of resources        0                           0
  Authentication failure  0                           0
=====

```

Table 45: Subscriber Authentication Field Descriptions

Label	Description
Re-authentication	Whether re-authentication on IPOE renewal is enabled
Username Format	The user name format in RADIUS message
PPPoE Access Method	The PPPoE access method, none, padi, pap-chap
Username Mac-Format	The username is represented when contacting a RADIUS server.
PPP-Username Oper	The PPP user name operation
PPP-Domain-Name	The PPP domain name
Username Oper	The username
Acct-Stop-On-Fail	The failure condition a RADIUS accounting-stop message indicating the failure has to be sent
RADIUS Server Policy	The RADIUS server policy name
Fallback Action	The authentication action in case no RADIUS server is available
Lack Mgmt Change	The time of the most recent management-initiated change to this policy server
Remote Id	The value of the remote ID sub-option
NAS Port Id	NAS port ID generation enabled or disabled
PPPoE Service Name	The PPPoE service name
Access Loop Options	The generation of the DSL forum access loop characteristics RADIUS attributes enabled or disabled
NAS Port Prefix	The type of prefix added to the NAS-Port attribute if included in RADIUS authentication request messages
NAS-Port-Type	The kind of value to be put in the RADIUS NAS-Port-Type attribute if included in RADIUS authentication request messages
Calling Station Id	The string will be put in the RADIUS Calling-Station-Id attribute if included in RADIUS authentication request messages
Tunnel Server Attr	The tunnel-server-attrs RADIUS attribute enabled or disabled
NAS Port	The NAS-Port attribute included or excluded
NAS Port Bits Spec	The number that will be put in the RADIUS NAS-Port attribute if included in RADIUS authentication request messages

Label	Description
Circuit Id	Circuit ID generation enabled or disabled
NAS Identifier	NAS-Identifier RADIUS attribute enabled or disabled
DHCP Vendor Class Id	dhcp-vendor-class-id RADIUS attribute enabled or disabled
MAC Address	The generation of the client MAC address RADIUS attribute enabled or disabled
NAS Port Suffix	The type of suffix is added to the NAS-Port-Id attribute if included in RADIUS accounting-request messages
Acct Session Id	The RADIUS accounting session id for this subscriber host
DHCP Options	DHCP options enabled or disabled
Router	The RADIUS router name
Access Algorithm	The algorithm used to access the set of RADIUS servers
Timeout (s)	The timeout for a response from the RADIUS server
Source Address	The source address of the RADIUS message
Retry	The number of retries for contacting the RADIUS server
Hold down time (s)	The hold down time
Index IP Address	The IP address of the index
Port	The port ID
Pend-Req-Limit	The limit of the number of pending RADIUS authentication requests for this RADIUS server
Out/Overload time (s)	The accumulated time that the value of the object RADIUS server has been equal to 'overloaded' since created
Oper State	The operational state
Access-Request	The number of Access-Request packets received by this RADIUS proxy server
Access-Accept	The number of Access-Accept packets received by this RADIUS proxy server
Change-of-Authorization	Change of authorization enabled or disabled
Policy Name	The authentication policy name

Label	Description
Subscr. Pkts Authenticated	The number of subscriber packets authenticated
Subscr. Pkts Rejected	The number of subscriber packets rejected
Subscr. Pkts Rejected Send Failed	The number of subscriber messages (such as DHCP and PPPoE) failed to be sent
subscriber packets authenticated	The number of subscriber packets authenticated
subscriber packets rejected	The number of subscriber packets rejected
subscriber packets send failed	The number of subscriber packets failed to be sent
Requests Received	The number of notify Change-of-Authorization requests received
Requests Accepted	The number of notify Change-of-Authorization requests accepted
Requests Rejected	The number of notify Change-of-Authorization requests rejected
Requests Dropped	The number of notify Change-of-Authorization requests dropped
No Auth Policy found	The number of notify Change-of-Authorization requests found
Invalid message	The number of notify Change-of-Authorization requests rejected because of decode errors
Out of resources	The number of notify Change-of-Authorization requests rejected due to lack of resources
Authentication Failure	The number of notify Change-of-Authorization requests which do not have NAS-Port-ID or Framed-IP-Address set or have mismatched subscriber-id

authentication

Syntax

authentication [*policy-name*]

authentication coa-statistics

Context

[Tree] (clear>subscr-mgmt authentication)

Full Context

clear subscriber-mgmt authentication

Description

This command clears subscriber authentication data.

Parameters

policy-name

Clears the specifies existing authentication policy name.

coa-statistics

Clears statistics for incoming RADIUS Change of Authorization requests.

Platforms

7450 ESS, 7750 SR, 7750 SR-a, 7750 SR-e, 7750 SR-s, VSR

authentication

Syntax

authentication

Context

[\[Tree\]](#) (show>service>id authentication)

Full Context

show service id authentication

Description

Commands in this context show session authentication information.

Platforms

All

authentication

Syntax

authentication

Context

[\[Tree\]](#) (clear>service>id authentication)

Full Context

clear service id authentication

Description

Commands in this context clear session authentication information.

Platforms

All

authentication

Syntax

authentication

Context

[\[Tree\]](#) (show>router authentication)

Full Context

show router authentication

Description

This command enables the command to display authentication statistics.

Platforms

All

authentication

Syntax

authentication

Context

[\[Tree\]](#) (clear>router authentication)

Full Context

clear router authentication

Description

This command clears authentication related data.

Platforms

All

authentication

Syntax

authentication [**statistics**]

Context

[\[Tree\]](#) (show>system>security authentication)

Full Context

show system security authentication

Description

This command displays system login authentication configuration and statistics.

Parameters

statistics

Appends login and accounting statistics to the display.

Platforms

All

Output

The following is an example of authentication information.

[Table 46: Show System Security Authentication Output Fields](#) describes system security authentication output fields.

Sample Output

```
A:ALA-4# show system security authentication statistics
=====
Authentication          sequence : radius tacplus ldap local
=====
type                    status      timeout (secs)  retry count
server address
server name
-----
radius                  up          3                3
  192.168.0.10:1812
tacplus                  up          3                n/a
  192.168.1.10:49
ldap                     up          3                3
  10.1.1.1:389
-----
radius admin/oper status : up/up
                        UDP port : 1812
tacplus admin/oper status : up/up
ldap admin/oper status   : up/up
health check             : enabled (interval 30 secs)
-----
No. of Servers: 3
=====
Login Statistics
```

```

=====
server address                               conn  accepted  rejected
                                             errors logins   logins
-----
192.168.0.10                               0     0         0
192.168.1.10                               0     0         0
10.1.1.1                                    0     0         0
local                                       n/a    0         0
=====
Authorization Statistics (TACACS+)
=====
server address                               conn  sent      rejected
                                             errors pkts     pkts
-----
192.168.1.10                               0     0         0
=====
Accounting Statistics
=====
server address                               conn  sent      rejected
                                             errors pkts     pkts
-----
192.168.0.10                               0     0         0
192.168.1.10                               0     0         0
=====

```

Table 46: Show System Security Authentication Output Fields

Label	Description
sequence	The sequence in which authentication is attempted
type	The type of server
status	The status of the server
timeout (secs)	The number of seconds the system waits for a response from a server
retry count	The number of retry attempts to contact the server
server address	The IP address of the server
server name	The optional description of the server
admin/oper status	The administrative and operational status for each type, and RADIUS server ports in use
health check	Whether the servers are periodically monitored
No. of Servers	The total number of configured servers
conn errors	The number of connection errors
accepted logins	The number of logins accepted by the server
rejected logins	The number of logins rejected by the server
sent pkts	The number of packets sent

Label	Description
rejected pkts	The number of packets rejected

5.68 authentication-origin

authentication-origin

Syntax

authentication-origin [**priority** [*priority*]]

Context

[Tree] (show>subscr-mgmt authentication-origin)

Full Context

show subscriber-mgmt authentication-origin

Description

This command displays subscriber authentication origin information.

Parameters

priority

Displays information about the specified authentication origin priority override.

Values 1 to 7

Platforms

7450 ESS, 7750 SR, 7750 SR-a, 7750 SR-e, 7750 SR-s, VSR

Output

The following output is an example of authentication origin information. [Table 47: Show Authentication Origin Output Fields](#) describes authentication origin output fields.

Sample Output

```
*A:cse5-V26>config>subscr-mgmt>auth-orig# show subscriber-mgmt authentication-origin
=====
Authentication Origins
=====
Priority          Source
-----
1                 python
2                 diameterGx
3                 ludb
4                 radius
5                 diameterNasreq
```

```

6          localAddressAssignment
7          gtp
8          dhcp
-----
Number of Authentication Origins : 8
=====
*A:cses-V26>config>subscr-mgmt>auth-orig#
    
```

Table 47: Show Authentication Origin Output Fields

Field	Description
Priority	The relative order of authentication priorities
Source	The source of authentication priority
Number of Authentication Origins	The number of authentication origins

5.69 authentication-server-check

authentication-server-check

Syntax

```

authentication-server-check server-address ip-address [port port] {{user-name user-name password
password} | attr-from-file file-url} secret key [source-address ip-address] [timeout seconds] [
router router-instance | service-name service-name] [ debug]
    
```

Context

[\[Tree\]](#) (tools>perform>security authentication-server-check)

Full Context

tools perform security authentication-server-check

Description

This command is used to perform an authentication check on the RADIUS server.

Parameters

server-address *ip-address*

Specifies the IP address of the RADIUS server.

port

Specifies the port of the RADIUS server.

Values 1 to 65535

user-name

Specifies the user name, up to 253 characters.

password

Specifies the user password, up to 64 characters.

file-url

specifies to attach additional VSAs from a file.

Values		
<i>local-url:</i>	[<i>cflash-id</i>] [<i>file-path</i>]	
	200 characters maximum, including cflash-id directory length, up to 99 characters each	
<i>remote-url:</i>	[[ftp:// tftp://]<login>:<pswd>@<remote-locn>][<file-path>]	
	255 characters maximum, directory length, up to 99 characters each	
<i>remote-locn:</i>	[<hostname> <ipv4-address> <ipv6-address>]	
<i>ipv4-address:</i>	a.b.c.d	
<i>ipv6-address:</i>	x:x:x:x:x:x[-interface] x:x:x:x:x:d.d.d.d[-interface]	
	x - [0..FFFF]H d - [0..255]D	
	interface - up to 32 characters for link local addresses	
<i>cflash-id:</i>	cf1:, cf1-A:, cf1-B:, cf2:, cf2-A:, cf2-B:, cf3:, cf3-A:, cf3-B:	

key

Specifies the secret key shared between the RADIUS client and server, up to 64characters.

source address ip-address

Specifies the source address used for the access-request message.

Values		
<i>ipv4-address</i>	a.b.c.d	
<i>ipv6-address</i>	x:x:x:x:x:x (eight 16-bit pieces) x:x:x:x:x:d.d.d.d	
	x - [0 to FFFF]H d - [0 to 255]D	

seconds

Specifies the time to wait for the RADIUS server response.

Values	1 to 90
---------------	---------

router-instance

Specifies the router instance that should be used by the access request message.

Values		
	<i>router-name</i> <i>vprn-svc-id</i>	
	<i>router-name</i>	Base, management
		Default - Base
	<i>vprn-svc-id</i>	1 to 2147483647

service-name

Specifies the service name that should be used by the access request message, up to 64 characters.

debug

Specifies to display the full debug message, including all VSAs and full hex sting, of the RADIUS reply message.

Platforms

All

5.70 auto-boot

auto-boot

Syntax

auto-boot {**retry** | **terminate**}
auto-boot echo [**debugger**]
no auto-boot echo [**debugger**]

Context

[\[Tree\]](#) (tools auto-boot)

Full Context

tools auto-boot

Description

This command starts and stops the auto-boot process. It is also used to enable the display of auto-discovery information in the CLI.

This command can be used only if the **auto-boot** flag is enabled in the BOF.

The **no** form of this command disables the display of auto-discovery information.

Parameters

retry

Executes the auto-boot process.

terminate

Stops an ongoing auto-boot process.

echo

Enables the display of auto-discovery information in the CLI.

debugger

Includes debugging information in the displayed auto-discovery information.

Platforms

7450 ESS-7, 7750 SR-1, 7750 SR-7, 7750 SR-1e, 7750 SR-s

auto-boot

Syntax

auto-boot [detail]

auto-boot log

Context

[\[Tree\]](#) (tools>dump auto-boot)

Full Context

tools dump auto-boot

Description

This command displays auto-boot process information.

Parameters

detail

Displays detailed information.

log

Saves auto-boot process information to a log file.

Platforms

7450 ESS-7, 7750 SR-1, 7750 SR-7, 7750 SR-1e, 7750 SR-s

5.71 auto-disc

auto-disc

Syntax

auto-disc [**hunt** | **detail**] [**rd** *rd*] [**community** *comm-id*] [**tag** *tag*] [**next-hop** *next-hop*] [**esi** *esi*] [**aspath-regex** *reg-exp*]

Context

[\[Tree\]](#) (show>router>bgp>routes>evpn auto-disc)

Full Context

show router bgp routes evpn auto-disc

Description

This command displays BGP-EVPN auto discovery routes.

Parameters

hunt

Displays entries for the specified route.

detail

Displays detailed information.

rd

Displays information for the route distinguisher.

Values *ip-addr:comm-val* | *2byte-asnumber:ext-comm-val* | *4byte-asnumber:comm-val*

comm-id

Specifies the community ID, up to 72 characters.

Values [*as-num:comm-val* | *ext-comm* | *well-known-comm*]

where:

- *as-num* — 0 to 65535
- *comm-val* — 0 to 65535
- *ext-comm* — the extended community, defined as the following:
type:{ *ip-address:comm-val1* | *as-number1:comm-val2* | *as-number2:comm-val1*}

where:

- *as-number1* — 0 to 65535
- *comm-val1* — 0 to 65535
- **type** — target, origin
- *ip-address* — a.b.c.d
- *comm-val2* — 0 to 4294967295
- *as-number2* — 0 to 4294967295

- *well-known-comm* — **null** | **no-export** | **no-export-subconfed** | **no-advertise** |

tag

Specifies the auto discovery route tag.

Values 0to 4294967295 | MAX-ET

next-hop

Specifies the IPv4 or IPv6 BGP next-hop address.

Values

ipv4-address:	a.b.c.d
ipv6-address:	x:x:x:x:x:x:x (eight 16-bit pieces)
	x:x:x:x:x:d.d.d.d
	x: [0 to FFFF]H
	d: [0 to 255]D

esi

Specifies a 10-byte ESI by which to filter the displayed information. For example, ESI-0 | ESI-MAX or 00-11-22-33-44-55-66-77-88-99 with any of these separators('-',':',';')

reg-exp

Displays routes matching the specified regular expression, up to 80 characters.

Platforms

All

5.72 auto-discovered-meps

auto-discovered-meps

Syntax

auto-discovered-meps [*mep-id*] **domain** *md-index* **association** *ma-index*

Context

[Tree] (clear>eth-cfm auto-discovered-meps)

Full Context

clear eth-cfm auto-discovered-meps

Description

This command clears remote MEPs that were auto discovered. The function clears a specific auto-discovered MEP learned within an association or all auto-discovered MEPs in the association. When the *mep-id* representing the auto-discovered MEP is omitted and only the **domain** *md-index* and **association** *ma-index* are provided, all auto-discovered MEPs in the association are cleared. At a minimum the **domain** *md-index* and the **association** *ma-index* must be provided.

Only auto-discovered MEPs may be cleared. This command has no effect on manually configured MEPs.

Parameters

mep-id

Specifies the MEP ID of the remote MEP that was auto-discovered.

Values 1 to 8191

md-index

Specifies the domain context in which the remote MEP was auto-discovered.

Values 1 to 4294967295

ma-index

Specifies the association context in which the remote MEP was auto-discovered.

Values 1 to 4294967295

Platforms

7450 ESS, 7750 SR, 7750 SR-a, 7750 SR-e, 7750 SR-s, 7950 XRS

5.73 auto-lsp

auto-lsp

Syntax

auto-lsp

Context

[\[Tree\]](#) (clear>router>mpls>lsp auto-lsp)

Full Context

clear router mpls lsp auto-lsp

Description

Commands in this context reset and restart all auto LSPs.

Platforms

All

5.74 auto-node-provisioning

auto-node-provisioning

Syntax

auto-node-provisioning

Context

[\[Tree\]](#) (tools>perform>system auto-node-provisioning)

Full Context

tools perform system auto-node-provisioning

Description

This command initiates auto-provisioning of the node on all ports that are operationally up but do not have an IP address.

Platforms

All

5.75 autoconfigure

autoconfigure

Syntax

autoconfigure

Context

[\[Tree\]](#) (clear>router autoconfigure)

Full Context

clear router autoconfigure

Description

Commands in this context clear IP autoconfiguration information.

Platforms

7450 ESS-7, 7750 SR-1, 7750 SR-7, 7750 SR-1e, 7750 SR-s

autoconfigure

Syntax

autoconfigure

Context

[\[Tree\]](#) (show>router autoconfigure)

Full Context

show router autoconfigure

Description

Commands in this context display IP autoconfiguration information.

Platforms

7450 ESS-7, 7750 SR-1, 7750 SR-7, 7750 SR-1e, 7750 SR-s

5.76 avp-match-learned-session-id

avp-match-learned-session-id

Syntax

avp-match-learned-session-id

Context

[\[Tree\]](#) (tools>dump>debug>diameter avp-match-learned-session-id)

Full Context

tools dump debug diameter avp-match-learned-session-id

Description

This command displays the diameter session IDs that are learned by the AVP value matching in a diameter debug.

Per **avp-match** *id* in a diameter peer policy, a single diameter session ID can be learned. "N/A" means no session ID is learned.

Platforms

7450 ESS, 7750 SR, 7750 SR-a, 7750 SR-e, 7750 SR-s, VSR

Output

The following is a sample output for the **avp-match-learned-session-id** command.

Sample output

```
# tools dump debug diameter avp-match-learned-session-id
=====
Learned Session-Id
=====
Diameter Peer Policy          ID Session-Id
-----
diameter-peer-policy-1       1  bng.domain.com;1452197100;13
diameter-peer-policy-1       2  N/A
-----
No. of AVP matches: 2
=====
```

6 b Commands

6.1 bandwidth-policy

bandwidth-policy

Syntax

bandwidth-policy *policy-name* [**detail**]

Context

[[Tree](#)] (show>mcast-management bandwidth-policy)

Full Context

show mcast-management bandwidth-policy

Description

This command displays multicast path management bandwidth policy information.

Parameters

policy-name

Specifies the bandwidth policy name, up to 32 characters.

detail

Displays detailed information.

Platforms

7450 ESS, 7750 SR-1x-48D, 7750 SR-1x-92S, 7750 SR-7/12/12e, 7750 SR-s, 7950 XRS, VSR

Output

The following output displays an example of multicast management bandwidth policy information.

Sample Output

```
*A:PE-1# show mcast-management bandwidth-policy "default" detail
```

```
=====
```

```
Bandwidth Policy Details
```

```
=====
```

```
-----
```

```
Policy                : default
```

```
-----
```

```
Admin BW Thd         : 10 kbps           Falling Percent RST: 50
```

```
Mcast Pool Total     : 10                Mcast Pool Resv Cbs: 50
```

```
Slope Policy         : default
```



```

Primary
Cbs          : 5.00           Mbs          : 7.00
Low Drop Tail : 10
Secondary
Cbs          : 30.00          Mbs          : 40.00
Low Drop Tail : 10           Paths(Single/Dual) : 1/1
=====
Bandwidth Policies : 1
=====
*A:PE-1#
  
```

6.2 base

base

Syntax

base [msap]

Context

[\[Tree\]](#) (show>service>id base)

Full Context

show service id base

Description

This command displays basic information about the service ID, including service type, description, SAPs, and SDPs.

Parameters

msap

Displays MSAPs.

Platforms

All

Output

The following output is an example of base service ID information, and [Table 48: Show Service-ID Base Output Fields](#) describes the output fields.

Sample Output

```

*A:Dut-C>config>service>vpls# show service id 1 base
=====
Service Basic Information
=====
Service Id      : 1           Vpn Id        : 1
Service Type    : VPLS
  
```

```

MACSec enabled      : no
Name                : 1
Description         : Vpls 1 - BgpVpls
Customer Id        : 1           Creation Origin   : manual
Last Status Change: 01/19/2022 21:36:58
Last Mgmt Change  : 01/19/2022 21:45:55
Etree Mode        : Disabled
Admin State       : Up           Oper State      : Up
MTU               : 1400
SAP Count         : 1           SDP Bind Count  : 2
Snd Flush on Fail: Disabled     Host Conn Verify: Disabled
SHCV pol IPv4    : None
Propagate MacFlush: Disabled     Per Svc Hashing : Disabled
Allow IP Intf Bind: Disabled
Fwd-IPv4-Mcast-To*: Disabled     Fwd-IPv6-Mcast-To*: Disabled
Mcast IPv6 scope : mac-based
Def. Gateway IP  : None
Def. Gateway MAC : None
Temp Flood Time  : Disabled      Temp Flood      : Inactive
Temp Flood Chg Cnt: 0
SPI load-balance : Disabled
TEID load-balance : Disabled
Lbl Eth/IP L4 TEID: Disabled
Src Tep IP       : N/A
Vxlan ECMP       : Disabled
MPLS ECMP        : Disabled
Ignore MTU Mismatch*: Enabled
VSD Domain       : <none>
    
```

Service Access & Destination Points

Identifier	Type	AdmMTU	OprMTU	Adm	Opr
sap:1/1/4:1	q-tag	1518	1518	Up	Up
sdp:32766:4294967292 SB(10.20.1.6)	BgpVpls	0	1492	Up	Up
sdp:32767:4294967295 SB(10.20.1.1)	BgpVpls	0	1492	Up	Up

=====

* indicates that the corresponding row element may have been truncated.

```
# show service id 2000 base
```

=====
Service Basic Information
=====

<snip>

```

Router Oper State : Up
Route Dist.       : auto-rd           VPRN Type      : regular
Oper Route Dist   : 192.0.2.3:64000
Oper RD Type      : auto
AS Number         : None              Router Id       : 192.0.2.3
ECMP               : Enabled           ECMP Max Routes : 1
Max IPv4 Routes   : No Limit
Local Rt Domain-id: 65000:1
    
```

Table 48: Show Service-ID Base Output Fields

Label	Description
Service Id	Displays the service identifier

Label	Description
Vpn Id	Displays the VPN ID assigned to the service
Service Type	Displays the type of service: Epipe, Apipe, Fpipe, Ipipe, VPLS, IES, VPRN
MACSec enabled	Indicates whether MACsec is enabled
Name	Displays the service name
Description	Displays the generic information about the service
Customer Id	Displays the customer identifier
Creation Origin	Displays how the service was created
Last Status Change	Displays the date and time of the most recent status change to this customer
Last Mgmt Change	Displays the date and time of the most recent management-initiated change to this customer
Etree Mode	Indicates whether Etree mode is enabled
Admin State	Displays the state of the service
Oper State	Displays the operating state of the service
MTU	Displays the largest frame size (in octets) that the service can handle
SAP Count	Displays the number of SAPs defined on the service
SDP Bind Count	Displays the number of SDPs bound to the service
Snd Flush on Fail	Indicates whether sending MAC flush messages is enabled
Host Conn Verify	Indicates whether the host is connected
Propagate MacFlush	Indicates whether MAC flush messages are propagated to remote Target LDP (TLDP) peers
Per Svc Hashing	Indicates whether per-service hashing is enabled for this service
Allow IP Intf Bind	Indicates whether allow IP interface binding is enabled for R-VPLS services
Fwd-IPv4-Mcast-To*	Indicates whether IPv4 multicast traffic to the VPRN interface attached to the R-VPLS is enabled
Fwd-IPv6-Mcast-To*	Indicates whether IPv6 multicast traffic to the VPRN interface attached to the R-VPLS is enabled
Mcast IPv6 scope	Displays the IPv6 multicast scope

Label	Description
Def. Gateway IP	Displays the default gateway
Def. Gateway MAC	Displays the default gateway MAC address
Temp Flood Time	Displays the temporary flood time
Temp Flood	Displays the temporary flood time state
Temp Flood Chg Cnt	Displays the temporary flood change count
SPI load-balance	Indicates whether SPI load-balance is enabled
TEID load-balance	Indicates whether TEID load balancing is enabled
Lbl Eth/IP L4 TEID	Indicates whether load balancing based on MPLS labels and inner Ethernet, IP addresses, L4 ports, and TEID is enabled
Src Tep IP	Displays the Termination Endpoint address
Vxlan ECMP	Indicates whether VXLAN ECMP is enabled
MPLS ECMP	Indicates whether MPLS ECMP is enabled
Ignore MTU Mismatch	Displays the configuration state of the ignore-l2-mtu-mismatch command for the service
VSD Domain	Displays the Nuage Virtual Service Directory (VSD) domain
SAP Type	Displays the type of SAPs allowed in the service and describes the processing applied by the node packets received on these SAPs
Vxlan Src Tep Ip	Displays the VXLAN source tunnel endpoint (TEP) ID
Force QTag Fwd	Indicates whether force Q-tag forwarding is enabled
Oper Group	Displays the operational group for this service
Identifier	Displays the service access (SAP) and destination (SDP) points
Type	Displays the signaling protocol used to obtain the ingress and egress labels used in frames transmitted and received on the SDP
AdmMTU	Displays the largest service frame size (in octets) that can be transmitted through this SDP to the far-end ESR, without requiring the packet to be fragmented
OprMTU	Displays the operational MTU of the SAP or SDP bind
Admin State (Adm)	Displays the administrative state
Oper State (Opr)	Displays the operation state

Label	Description
PBB Tunnel Point	Displays the endpoint in the B-VPLS environment where the Epipe terminates
Admin MTU	Displays the B-VPLS admin MTU
Backbone-Flooding	Indicates whether traffic is flooded in the B-VPLS for the destination instead of unicast. If the backbone destination MAC is in the B-VPLS FDB, it is unicast.
ISID	Displays the 24 bit field carrying the service instance identifier associated with the frame. It is used at the destination PE as a demultiplex or field.
Router Oper State	Displays the operational state of the router
Route Dist.	Displays the route distinguisher (RD) type
VPRN Type	Displays the VPRN type
Oper Route Dist	Displays the IP address of the operational RD
Oper RD Type	Displays the operational RD type
AS Number	Displays the AS number
Router Id	Displays the router ID
ECMP	Displays the status of ECMP
ECMP Max Routes	Displays the maximum ECMP routes
Max IPv4 Routes	Displays the maximum IPv4 routes
Local Rt Domain-id	Displays the local route domain ID

base

Syntax

base

Context

[\[Tree\]](#) (show>service>id>mld-snooping base)

Full Context

show service id mld-snooping base

Description

This command displays basic MLD snooping information.

Platforms

All

base

Syntax

base

Context

[\[Tree\]](#) (show>service>id>spb base)

Full Context

show service id spb base

Description

This command displays SPB base information.

Platforms

All

Output

The following output is an example of service SPB base information.

Sample Output

```
*A:Dut-A# show service id 100001 spb base
=====
Service SPB Information
=====
Admin State      : Up                Oper State      : Up
ISIS Instance    : 1024                FID             : 1
Bridge Priority   : 8                  Fwd Tree Top Ucast : spf
Fwd Tree Top Mcast : st
Bridge Id        : 80:00.00:10:00:01:00:01
Mcast Desig Bridge : 80:00.00:10:00:01:00:01
=====

ISIS Interfaces
=====
Interface                Level CircID  Oper State  L1/L2 Metric
-----
sap:1/2/2:1.1            L1    65536    Up          10/-
sap:1/2/3:1.1            L1    65537    Up          10/-
-----
Interfaces : 2
=====

FID ranges using ECT Algorithm
-----
1-99    low-path-id
100-100 high-path-id
101-4095 low-path-id
=====
```

6.3 base-routing-instance

base-routing-instance

Syntax

base-routing-instance [**locator** *locator-name*] [**end-x**] [**end-dt4**] [**end-dt6**] [**end-dt46**] [**end**]

base-routing-instance all

base-routing-instance micro [**micro-segment-locator** *locator-name*] [**ua**] [**udt4**] [**udt6**] [**udt46**]

Context

[\[Tree\]](#) (show>router>srv6 base-routing-instance)

Full Context

show router segment-routing-v6 base-routing-instance

Description

This command displays SRv6 Base routing instances.

Parameters

locator-name

Specifies the locator or micro-segment locator name, up to 64 characters.

end-x

Displays the End.X SID function associated with a P2P interface.

end-dt4

Displays the End.DT4 function associated with the Base routing instance.

end-dt6

Displays the End.DT6 function associated with the Base routing instance.

end-dt46

Displays the End.DT46 function associated with the Base routing instance.

end

Displays the End SID function of a locator.

ua

Displays the uA SID function associated with a P2P interface.

udt4

Displays the uDT4 function associated with the Base routing instance.

udt6

Displays the uDT6 function associated with the Base routing instance.

udt46

Displays the uDT46 function associated with the Base routing instance.

Platforms

7450 ESS, 7750 SR, 7750 SR-s, 7950 XRS, VSR

6.4 bcg

bcg

Syntax

bcg *Burst-Control-Group-name* **member-queues** [**at-risk-only**] [**exp-util-bw** *megabits-persecond*] [**port** *port-id*] [**sap** *sap-id*] [**subscriber** *sub-ident*] [**access-queue-grp** *queue-group-name*] [**service-id** *service-id*]

bcg *burst-control-group-name* [**member-queues**] [**exp-util-bw** *mega-bits-per-second*]

bcg *card-slot-number* [**ingress** | **egress**]

Context

[[Tree](#)] (show>qos bcg)

Full Context

show qos bcg

Description

The **show qos bcg** command outputs the current and historical visitation time associated with the specified BCG name.

A Burst Control Group (BCG) represents a list of queues that share the same non-scheduling PIR and CIR bucket target update interval. When a queue's scheduled rate bursts above its PIR bucket depth, the queue is removed from its scheduling context. The system uses a BCG in order to visit the queues PIR bucket to periodically drain an appropriate amount from the bucket. When the bucket has been drained below the PIR bucket threshold, the queue is allowed back onto its scheduling context. The amount decremented from the bucket is a function of the amount of time that has elapsed since the last bucket update and the queue's shaping rate (PIR). If the queue's shaping rate is configured as 1 Mb/s and 1 ms has elapsed since the last bucket update, the system decrements the PIR bucket by 125 bytes. One caveat is that the bucket cannot be decremented past a depth of 0. This fact drives how the system chooses which BCG is used to manage the queue bucket update interval.

If a queue's shaping rate is 1 Mb/s and the threshold (burst limit) is set to 10 kbytes, the maximum amount of time that can expire before the queue is updated without resulting in a negative bucket depth is 81.92 ms. This can be calculated by taking the number of bits represented by the bucket depth (10 kbytes = 10 * 1,024 * 8 = 81,920 bits) and dividing it by the rate (81,920 bits / 1,000,000 bits per second = 81.92 ms). The queue is not removed from the scheduler until the PIR bucket depth has equaled or exceeded the configured burst threshold, so the bucket is at least 10 kbytes deep. If the system visits the queue PIR bucket within 81.92 ms, the resulting decrement operation leaves the bucket. If the system takes longer than 81.92 ms, the decrement result will be greater than 10 kbytes and part of the decrement result is lost.

The net result is that, because of less than timely updates, the queue will not be returned to the scheduler context fast enough and some shaping bandwidth for the queue will be lost (underrun the shaping rate).

Each FP2- and FP3-based Q-chip maintains eight BCGs, each targeting a certain queue bucket visitation time. A 1 s, 40 ms, 20 ms, 10 ms, 5 ms, 1 ms, 500 μ s, and 100 μ s BCG is supported. An FP4-based Q-chip has an additional four BCGs with target visitation times of 50 μ s, 10 μ s, 5 μ s, and 1 μ s. By default, queues are placed in a BCG based on shaping rate and the queue's burst limit (PIR threshold depth) is set based on the BCG visitation time and the queue's specified shaping rate.

When explicit burst-limit threshold values are defined for a shaping queue, the system picks an appropriate BCG based on the queue's configured shaping rate and the explicit threshold to find a BCG with the best target visitation time that results in worst-case decrement values that are less than the configured threshold. However, when a queue is placed on a 'faster' BCG, more visitation resources are consumed and it is possible that the system will not meet a queue's decrement constraints.

The **show qos bcg** command allows visibility into a BCG's historic and current visitation time. The system samples the amount of time it takes each list to visit each of its associated queues once each second and stores the last 10 samples. It also keeps the longest visitation time seen since the last time the BCG statistics were cleared, the longest visitation time for the current queue-to-BCG lists associations, calculated longest visitation time based on maximum scheduling bandwidth, and the longest visitation time for an optionally defined scheduling rate.

With each sample, the system indirectly calculates the amount of scheduling bandwidth based on how many Q-chip resources were diverted from BCG visitation processing. This calculated scheduling bandwidth is used to evaluate the worst-case visitation times for each BCG. The calculated scheduling bandwidth value is stored with the longest-seen-visitation time and the longest-seen-visitation time with the current queue-to-BCG mappings. This is not applicable to an FP4-based Q-chip, so the **exp-util-bw** parameter is not applicable to an FP4-based Q-chip.

Parameters

Burst-Control-Group-name

Specifies which globally unique Burst Control Group to display. If the specified Burst Control Group does not exist, the show command will fail.

Values <slot>/<fp>-< target-visitation-time>[-<direction>]

slot - 1 to 20

fp - 1 to 8

target-visitation-time -1 μ s, 5 μ s, 10 μ s, 50 μ s, 100 μ s, 500 μ s, 1ms, 5ms, 10ms, 20ms, 40ms, 1s

direction - i, e

member-queues

Includes a list of all queues attached to the specified burst-control-group-name. The 100% scheduling bandwidth used in the 'at-risk' determination may be overridden with a specified scheduling bandwidth by using the exp-util-bw parameter. When the **member-queues** parameter is specified, the output includes a single-entry summary of the internal queues.

exp-util-bw mega-bits-per-second

Displays a calculated worst-case visitation rate for the specified BCG name based on the specified value of *megabits-persecond* which also modifies the member queue's 'at-risk' state output. This parameter is not applicable to FP4-based hardware which has dedicated internal resources for handling BCG visitations and is unaffected by scheduling bandwidth.

Values 0 to 4294967

port *port-id*

Specifies that the system should find and display the BCG and calculate the slowest accurate visitation time for the queues associated with the specified *port-id*. If the specified *port-id* does not exist, the show command will fail.

Values Up to 17 characters

sap *sap-id*

Specifies that the system should find and display the BCG and calculate the slowest accurate visitation time for the queues associated with the specified *sap-id*. If the specified *sap-id* does not exist, the show command will fail.

Values Up to 64 characters

subscriber *sub-ident*

Specifies that the system should find and display the BCG and calculate the slowest accurate visitation time for the queues associated with the specified *sub-ident*. If the specified *sub-ident* does not exist, the show command will fail.

Values Up to 32 characters

access-queue-grp *queue-group-name*

Specifies that the system should find and display the BCG and calculate the slowest accurate visitation time for the queues within the specified *queue-group-name*. If the specified *queue-group-name* is not found, the show command will fail.

Values Up to 32 characters

service *service-id*

Specifies that the system should find and display the BCG and calculate the slowest accurate visitation time for the queues associated with the specified *service-id*. If the specified *service-id* does not exist, the show command will fail.

Values 1 to 2147483647

card-slot-number

Specifies that the system should find and display the BCG and calculate the slowest accurate visitation time for all queues associated with the specified *card-slot-number*. If the specified *card-slot-number* does not exist, the show command will fail.

Values 1 to 40

[ingress | egress]

The **ingress** and **egress** keywords specify the direction to display and are mutually exclusive.

Platforms

All

6.5 bd

bd

Syntax

bd [*bridge-id*]

Context

[\[Tree\]](#) (show>subscr-mgmt>vrgw>lanext bd)

Full Context

show subscriber-mgmt vrgw lanext bd

Description

This command displays information for the specified HLE bridge. If no bridge is specified, then all domains are listed.

Parameters

bridge-id

Specifies the BD ID.

Values 1 to 4294967295

Platforms

7750 SR, 7750 SR-e, 7750 SR-s, VSR

Output

The following output is an example of HLE bridge information.

Sample Output

```
show subscriber-mgmt vrgw lanext bd 100
=====
BRIDGE DOMAIN(S)
=====
BRIDGE-ID           : 100
VNI                 : 1
ROUTE TARGET       : TARGET:100:100
ROUTE DISTINGUISHER : 100:100
WLANGW GRPID       : 1
ISA MEMBERID       : 1
WLANGW BD VLANTAG  : N/A
WLANGW BD SERVICE  : 500
WLANGW BD INTERFACE : G1
WLANGW BD MAC TRANSLATION : N/A
WLANGW BD MAC      : AA:BB:CC:00:00:01
WLANGW BD ASSIST.ADDR.RES : DISABLED
WLANGW BD NETW MAXMAC : 20
```

```
WLANGW BD NETW STATE      : ENABLED
WLANGW BD ACCS MAXMAC     : 20
-----
NO. OF BRIDGE DOMAINS: 1
=====
```

bd

Syntax

bd *bridge-id*

Context

[\[Tree\]](#) (tools>dump>wlan-gw>lanext bd)

[\[Tree\]](#) (tools>perform>wlan-gw>lanext bd)

Full Context

tools dump wlan-gw lanext bd

tools perform wlan-gw lanext bd

Description

Commands in this context enter the specified HLE BD to perform tools commands.

Parameters

bridge-id

Specifies the HLE BD ID.

Values 1 to 4294967295

Platforms

7750 SR, 7750 SR-e, 7750 SR-s, VSR

6.6 bfd

bfd

Syntax

bfd

Context

[\[Tree\]](#) (tools>dump>router bfd)

Full Context

tools dump router bfd

Description

Commands in this context dump LSP-BFD information for LDP and RSVP LSPs.

Platforms

All

bfd

Syntax

bfd

Context

[\[Tree\]](#) (show>router bfd)

Full Context

show router bfd

Description

Commands in this context display bidirectional forwarding detection (BFD) information.

Platforms

All

Output

The following output is an example of BFD information.

Sample Output

```
*A:Dut-D# show router 3 bfd session
=====
BFD Session
=====
InterfaceState          Tx Intvl  Rx Intvl  Multipl
 Remote Address         Protocols Tx Pkts   Rx Pkts  Type
-----
ies-3-10.1.3.3          Up (3)    10        10       3
 10.1.3.2               ospf2     N/A       N/A      cpm-np
ies-3-10.1.4.3          Up (3)    100       100      3
 10.1.4.2               pim       455       464     iom
-----
No. of BFD sessions: 2
=====
*A:Dut-D#

*A:Dut-C# show router bfd session src 10.120.1.4 dest 10.120.1.3
=====
```

```

BFD Session
=====
Remote Address : 10.120.1.3
Admin State   : Up
Protocols     : static
Rx Interval   : 10
Multiplier    : 3
Up Time       : 1d 19:03:28
Down Time     : None
Oper State    : Up (3)
Tx Interval   : 10
Echo Interval : 0
Up Transitions : 2
Down Transitions : 1
Version Mismatch : 0

Forwarding Information
Local Discr   : 19269
Local Diag    : 0 (None)
Local Min Tx  : 10
Last Sent (ms) : 6
Type         : cpm-np
Remote Discr  : 5101
Remote Diag   : 0 (None)
Remote Min Tx : 1000
Last Recv (ms) : 367
Local State   : Up (3)
Local Mode    : Async
Local Mult    : 3
Local Min Rx  : 10
Remote State  : Up (3)
Remote Mode   : Async
Remote Mult   : 3
Remote Min Rx : 10
=====
*A:Dut-C#
  
```

bfd

Syntax

bfd

Context

[\[Tree\]](#) (clear>router bfd)

Full Context

clear router bfd

Description

Commands in this context clear bidirectional forwarding (BFD) sessions and statistics.

Platforms

All

bfd

Syntax

bfd

Context

[\[Tree\]](#) (show>lag bfd)

Full Context

show lag bfd

Description

This command displays per-member BFD information.

Platforms

All

6.7 bfd-template

bfd-template

Syntax

bfd-template *template-name*

bfd-template

Context

[\[Tree\]](#) (show>router>bfd bfd-template)

Full Context

show router bfd bfd-template

Description

This command displays BFD template information.

Parameters

template-name

Displays the BFD template name, up to 32 characters.

Platforms

All

Output

The following output is an example of BFD template information.

Sample Output

```
*A:mlstp-dutA# show router bfd bfd-template "privatebed-bfd-template"
=====
BFD Template privatebed-bfd-template
=====
Template Name           : privatebed-* Template Type           : cpmNp
```

```

Transmit Timer      : 10 msec      Receive Timer      : 10 msec
CV Transmit Interval : 1000 msec   Echo Receive Interval : 100 msec
Template Multiplier  : 3
  
```

```

Mpls-tp Association
privatebed-oam-template
  
```

```

=====
* indicates that the corresponding row element may have been truncated.
*A:mlstp-dutA# show router bfd session
  
```

```

=====
BFD Session
  
```

Interface/Lsp Name Remote Address/Info	State Protocols	Tx Intvl Tx Pkts	Rx Intvl Rx Pkts	Multipl Type
wp::lsp-32 0::0.0.0.0	Down (1) mplsTp	1000 N/A	1000 N/A	3 cpm-np
wp::lsp-33 0::0.0.0.0	Down (1) mplsTp	1000 N/A	1000 N/A	3 cpm-np
wp::lsp-34 0::0.0.0.0	Down (1) mplsTp	1000 N/A	1000 N/A	3 cpm-np
wp::lsp-35 0::0.0.0.0	Down (1) mplsTp	1000 N/A	1000 N/A	3 cpm-np
wp::lsp-36 0::0.0.0.0	Down (1) mplsTp	1000 N/A	1000 N/A	3 cpm-np
wp::lsp-37 0::0.0.0.0	Down (1) mplsTp	1000 N/A	1000 N/A	3 cpm-np
wp::lsp-38 0::0.0.0.0	Down (1) mplsTp	1000 N/A	1000 N/A	3 cpm-np
wp::lsp-39 0::0.0.0.0	Down (1) mplsTp	1000 N/A	1000 N/A	3 cpm-np
wp::lsp-40 0::0.0.0.0	Down (1) mplsTp	1000 N/A	1000 N/A	3 cpm-np
wp::lsp-41 0::0.0.0.0	Down (1) mplsTp	1000 N/A	1000 N/A	3 cpm-np
pp::lsp-32 0::0.0.0.0	Up (3) mplsTp	1000 N/A	1000 N/A	3 cpm-np
pp::lsp-33 0::0.0.0.0	Up (3) mplsTp	1000 N/A	1000 N/A	3 cpm-np
pp::lsp-34 0::0.0.0.0	Up (3) mplsTp	1000 N/A	1000 N/A	3 cpm-np
pp::lsp-35 0::0.0.0.0	Up (3) mplsTp	1000 N/A	1000 N/A	3 cpm-np
pp::lsp-36 0::0.0.0.0	Up (3) mplsTp	1000 N/A	1000 N/A	3 cpm-np
pp::lsp-37 0::0.0.0.0	Up (3) mplsTp	1000 N/A	1000 N/A	3 cpm-np
pp::lsp-38 0::0.0.0.0	Up (3) mplsTp	1000 N/A	1000 N/A	3 cpm-np
pp::lsp-39 0::0.0.0.0	Up (3) mplsTp	1000 N/A	1000 N/A	3 cpm-np
pp::lsp-40 0::0.0.0.0	Up (3) mplsTp	1000 N/A	1000 N/A	3 cpm-np
pp::lsp-41 0::0.0.0.0	Up (3) mplsTp	1000 N/A	1000 N/A	3 cpm-np

```

-----
No. of BFD sessions: 20
  
```

```

-----
wp = Working path   pp = Protecting path
  
```


6.8 bfd-templates-in-use

bfd-templates-in-use

Syntax

bfd-templates-in-use

Context

[\[Tree\]](#) (tools>dump>router>ldp>lsp-bfd bfd-templates-in-use)

Full Context

tools dump router ldp lsp-bfd bfd-templates-in-use

Description

This command indicates the named BFD templates that are configured for use by LSP BFD for LDP.

Platforms

All

6.9 bgp

bgp

Syntax

bgp [*bgp-instance*]

Context

[\[Tree\]](#) (show>service>id bgp)

Full Context

show service id bgp

Description

This command displays BGP-related information for the service.

Parameters

bgp-instance

Specifies the ID value for the BGP instance.

Values 1, 2

Platforms

All

Output

The following is an example of BGP-related output, and [Table 49: Output Fields: Service BGP](#) describes the output fields.

Sample Output

```
*A:PE-2>config>service>vpls$ /show service id 1985 bgp
=====
BGP Information
=====
Vsi-Import      : None
Vsi-Export      : vsi-expl
Route Dist      : None
Oper Route Dist : 0:0
Oper RD Type    : none
Rte-Target Import : 64500:1985           Rte-Target Export: None
Oper RT Imp Origin : configured         Oper RT Import   : 64500:1985
Oper RT Exp Origin : vsi                Oper RT Export   : Policy Based
PW-Template Id  : None
ADV Service MTU : 1450
PW-Template Id  : None
-----
=====
```

Table 49: Output Fields: Service BGP

Label	Description
Vsi-Import	Displays the names of the VSI import policies used for the service
Vsi-Export	Displays the names of the VSI export policies used for the service
Route Dist	Displays the configured route distinguisher (RD) component
Oper Route Dist	Displays the IP address of the operational RD
Oper RD Type	Displays the operational RD type
Rte-Target Import	Displays the IP address of the configured route target (RT) import <i>ext-community</i>
Rte-Target Export	Displays the IP address of the configured RT export <i>ext-community</i>
Oper RT Imp Origin	Displays the origin of the operational RT import information
Oper RT Import	Displays the operational RT import information

Label	Description
Oper Rt Exp Origin	Displays the origin of the operational RT export information
Oper Rt Export	Displays the operational RT export information
ADV Service MTU	Displays the MTU value that is configured using the adv-service-mtu command
PW-Template Id	Displays the configured pseudowire (PW) template ID

bgp

Syntax

bgp

Context

[\[Tree\]](#) (clear>router bgp)

Full Context

clear router bgp

Description

This command clears or resets the route damping information for received routes.

Platforms

All

bgp

Syntax

bgp

Context

[\[Tree\]](#) (show>router bgp)

Full Context

show router bgp

Description

Commands in this context display BGP related information.

Platforms

All

bgp

Syntax

bgp [**color** *color*] [**end-point** {*ipv4-address* | *ipv6-address*}] [**preference** *preference-id*] [**distinguisher** *distinguisher-id*]

bgp summary

Context

[Tree] (show>router>seg-rt>sr-policies bgp)

Full Context

show router segment-routing sr-policies bgp

Description

This command displays the traffic statistics of all or a filtered set of the BGP policies, or displays summary parameters.

Parameters

color

Filters on the color.

Values 0 to 4294967295

ipv4-address | *ipv6-address*

Filters on the end-point IPv4 or IPv6 address.

Values *ipv4-address* — a.b.c.d
ipv6-address — x:x:x:x:x:x:x (eight 16-bit pieces) or x:x:x:x:x:d:d:d:d
x — [0 to FFFF]H
d — [0 to 255]D

preference-id

Filters on the preference ID.

Values 0 to 4294967295

distinguisher-id

Filters on the distinguisher ID.

Values 0 to 4294967295

summary

Displays the summary information for the BGP policies.

Platforms

All

Output

The following outputs are examples of traffic statistics for the BGP policies.

Sample Output Information for all BGP Policies

```
*A:Dut-C# show router segment-routing sr-policies bgp
=====
SR-Policies Path
=====
-----
Type           : srv6
Active         : No                Owner           : bgp
Color          : 50
Head           : 0.0.0.0          Endpoint Addr   : 3ffe::a14:102
RD             : 5                Preference      : 14
SRv6 BSID 1   : 1111:1:1:1:0:b::
TunnelId       : 917511          Age             : 0
Origin ASN     : 2                Origin          : 3ffe::a14:102
NumReEval      : 7                ReEvalReason    : tunnel-down
NumActPathChange: 0            Last Change     : 06/13/2022 17:45:57
Maintenance Policy: N/A

Path Segment Lists:
Segment-List   : 1                Weight          : 1
S-BFD State    : Down            S-BFD Transitio*: 0
Num Segments   : 2                Last Change     : 06/10/2022 17:07:01
  Seg 1 SID    : 3333:3:3:3:0:a:: State           : resolved-up
  Seg 2 SID    : 2222:2:2:2:0:a:: State           : N/A

=====
* indicates that the corresponding row element may have been truncated.
```

Sample Output Information for a Subset of BGP Policies

```
*A:Dut-C# show router segment-routing sr-policies bgp end-point 3ffe::a14:102
=====
SR-Policies Path
=====
-----
Type           : srv6
Active         : No                Owner           : bgp
Color          : 50
Head           : 0.0.0.0          Endpoint Addr   : 3ffe::a14:102
RD             : 5                Preference      : 14
SRv6 BSID 1   : 1111:1:1:1:0:b::
TunnelId       : 917511          Age             : 0
Origin ASN     : 2                Origin          : 3ffe::a14:102
NumReEval      : 2                ReEvalReason    : tunnel-down
NumActPathChange: 0            Last Change     : 06/13/2022 17:45:57
Maintenance Policy: N/A

Path Segment Lists:
Segment-List   : 1                Weight          : 1
S-BFD State    : Down            S-BFD Transitio*: 0
Num Segments   : 2                Last Change     : 06/10/2022 17:07:01
  Seg 1 SID    : 3333:3:3:3:0:a:: State           : resolved-up
  Seg 2 SID    : 2222:2:2:2:0:a:: State           : N/A
```

* indicates that the corresponding row element may have been truncated.

bgp

Syntax

bgp

Context

[\[Tree\]](#) (monitor>router bgp)

Full Context

monitor router bgp

Description

This command monitors commands for the BGP instance.

Platforms

All

6.10 bgp-auto-rd

bgp-auto-rd

Syntax

bgp-auto-rd

Context

[\[Tree\]](#) (show>service>system bgp-auto-rd)

Full Context

show service system bgp-auto-rd

Description

This command displays BGP auto route distinguisher (RD) information.

Platforms

All

Output

The following shows an example of BGP auto route distinguisher (RD) information

Sample Output

```
*A:Dut#show service system bgp-auto-rd
=====
Service BGP Auto Route Distinguisher Information
=====
IP address       : 192.0.2.69
Comm Val Start   : 1200                End           : 1300
In Use           : 1
=====
```

6.11 bgp-evpn

bgp-evpn

Syntax

bgp-evpn

Context

[\[Tree\]](#) (show>service>id bgp-evpn)

Full Context

show service id bgp-evpn

Description

This command displays the **bgp-evpn** configured parameters for a specified service, including the administrative status of VXLAN, the configuration for **mac-advertisement** and **unknown-mac-route**, as well as the **mac-duplication** parameters. The command displays the duplicate MAC addresses that **mac-duplication** has detected.

This command also displays whether the **ip-route-advertisement** command (and the **incl-host** parameter) is enabled. If the service is BGP-EVPN MPLS, the command also displays the parameters corresponding to EVPN-MPLS.

Platforms

All

Output

The following is an example of BGP EVPN information.

Sample Output

```
# show service id "BD-6023" bgp-evpn
=====
BGP EVPN Table
```

```

=====
MAC Advertisement      : Enabled          Unknown MAC Route   : Disabled
CFM MAC Advertise     : Disabled
Creation Origin        : manual
MAC Dup Detn Moves    : 5                 MAC Dup Detn Window: 3
MAC Dup Detn Retry    : 9                 Number of Dup MACs : 0
MAC Dup Detn BH       : Disabled
IP Route Advert       : Disabled
Domain-Id             : None
Sel Mcast Advert      : Disabled
  
```

```

EVI                   : 623
Ing Rep Inc McastAd   : Enabled
Accept IVPLS Flush    : Disabled
  
```

```

-----
Detected Duplicate MAC Addresses          Time Detected
-----
=====
  
```

BGP EVPN MPLS Information

```

=====
Admin Status          : Enabled          Bgp Instance       : 1
Force Vlan Fwding    : Disabled
Route NextHop Type    : system-ipv4
Control Word          : Disabled
Max Ecmp Routes       : 1
Entropy Label         : Disabled
Default Route Tag     : none
Split Horizon Group   : (Not Specified)
Ingress Rep BUM Lbl   : Enabled
Ingress Ucast Lbl    : 524259           Ingress Mcast Lbl  : 524258
RestProtSrcMacAct    : none
Evpn Mpls Encap       : Enabled          Evpn MplsOudp      : Disabled
Oper Group            :
MH Mode               : network
Evi 3-byte Auto-RT   : Disabled
Dyn Egr Lbl Limit    : Disabled
  
```

BGP EVPN MPLS Auto Bind Tunnel Information

```

=====
Allow-Flex-Algo-Fallback : false
Resolution                : any           Strict Tnl Tag     : false
Max Ecmp Routes           : 1
Bgp Instance              : 1
Filter Tunnel Types       : (Not Specified)
  
```

```
# bgp-evpn vxlan service
```

```
# show service id 1 bgp-evpn
```

BGP EVPN Table

```

=====
MAC Advertisement      : Enabled          Unknown MAC Route   : Disabled
VXLAN Admin Status    : Enabled          Creation Origin     : manual
MAC Dup Detn Moves    : 5                 MAC Dup Detn Window: 3
MAC Dup Detn Retry    : 9                 Number of Dup MACs : 1
IP Route Advertise*   : Enabled          Include hosts       : Disabled
  
```



```

Detected Duplicate MAC Addresses          Time Detected
-----
00:12:12:12:12:00                       01/17/2014 16:01:02
-----
=====
BGP EVPN MPLS Information
=====
Admin Status      : Disabled
Force Vlan Fwding : Disabled          Control Word      : Disabled
Split Horizon Group: (Not Specified)
Ingress Rep BUM Lbl: Disabled          Max Ecmp Routes   : 0
Ingress Ucast Lbl : N/A                Ingress Mcast Lbl : N/A
Entropy Label     : Disabled
=====
BGP EVPN MPLS Auto Bind Tunnel Information
=====
Resolution        : disabled
Filter Tunnel Types: (Not Specified)
=====

```

```

# show service id 30 bgp-evpn
=====
BGP EVPN Table
=====
MAC Advertisement : Enabled          Unknown MAC Route : Disabled
CFM MAC Advertise : Disabled
Creation Origin   : manual
MAC Dup Detn Moves : 5              MAC Dup Detn Window: 3
MAC Dup Detn Retry : 9              Number of Dup MACs : 0
MAC Dup Detn BH   : Disabled
IP Route Advert   : Disabled

EVI               : 30
Ing Rep Inc McastAd: Enabled
Accept IVPLS Flush : Disabled
-----
Detected Duplicate MAC Addresses          Time Detected
-----
-----
=====
BGP EVPN VXLAN Information
=====
Admin Status      : Enabled          Bgp Instance      : 1
Vxlan Instance    : 1
Max Ecmp Routes   : 2
Default Route Tag : none
Send EVPN Encap   : Enabled
Imet-Ir routes    : Enabled
MH Mode           : network
Auto Disc Route Adv: Enabled
=====

```

bgp-evpn

Syntax

bgp-evpn [ethernet-segment]

bgp-evpn ethernet-segment name *name* [**all**] [**evi** *evi*] [**isid** *isid*]

Context

[\[Tree\]](#) (show>service>system bgp-evpn)

Full Context

show service system bgp-evpn

Description

This command displays all the information related to the base EVPN instance, including the base RD used for Ethernet Segment (ES) routes, the ESs or individual ES information.

Parameters

ethernet-segment

Displays information for ES.

name

Specifies the name of an ES, up to 32 characters.

all

Displays all available information for the specified ES.

evi

Displays information for the specified EVI.

Values 1 to 65535

isid

Displays information for the specified ISID.

Values 1 to 16777215

Platforms

All

Output

The following output is an example of service system BGP EVPN information, and [Table 50: BGP EVPN Output Fields](#) describes the output fields.

Table 50: BGP EVPN Output Fields

Label	Description
Eth Seg Route Dist	Specifies the ES Route Distinguisher.
Eth Seg Oper Route Dist	Specifies the operational ES Route Distinguisher.

Label	Description
Eth Seg Oper Route Dist Type	Specifies the operational ES Route Distinguisher type.
Ad Per ES Route Target	Specifies the AD per-ES route target.
Leaf Label	Specifies the leaf label.
Alloc Leaf Label	Specifies the allocated leaf label.
Leaf Label Value	Specifies the leaf label value.
EVI RT set Route Dist.	Specifies the EVI RT set range.
Extended Evi Range	Specifies the EVI extended range status.
Mcast Leave Sync Prop	Specifies the multicast leave synchronization propagation time.
Attribute Uniform Prop	Specifies the attribute uniform propagation configuration.
BGP Path Selection	Specifies the configuration of the BGP Path Selection.

Sample Output

```
*A:PE-3# show service system bgp-evpn
=====
System BGP EVPN Information
=====
Eth Seg Route Dist.           : <none>
Eth Seg Oper Route Dist.      : 192.0.2.3:0
Eth Seg Oper Route Dist Type  : default
Ad Per ES Route Target        : evi-rt
EVI RT set Route Dist.        : 1.2.3.6:1 - 1.2.3.6:512
Extended Evi Range            : Disabled
Leaf Label                     : 524259
Alloc Leaf Label               : Enabled
Leaf Label Value               : dynamic
Mcast Leave Sync Prop         : 5
Attribute Uniform Prop        : Enabled
BGP Path Selection            : Enabled
=====
```

```
*A:PE1# show service system bgp-evpn ethernet-segment
=====
Service Ethernet Segment
=====
Name                           ESI                               Admin   Oper
-----
ESI-71                          01:00:00:00:00:71:00:00:00:01 Enabled Up
-----
```

```

Entries found: 1
=====
*A:PE1# show service system bgp-evpn ethernet-segment name "ESI-71" all
=====
Service Ethernet Segment
=====
Name                : ESI-71
Admin State         : Enabled           Oper State          : Up
ESI                 : 01:00:00:00:00:71:00:00:00:01
Multi-homing        : allActive         Oper Multi-homing   : allActive
Source BMac LSB     : 71-71
ES BMac Tbl Size    : 8                 ES BMac Entries     : 1
Lag Id              : 1
ES Activation Timer  : 0 secs
Exp/Imp Route-Target : target:00:00:00:00:71:00

Svc Carving         : auto
ES SHG Label        : 262142
=====

EVI Information
=====
EVI                SvcId          Actv Timer Rem    DF
-----
1                  1              0                 no
-----
Number of entries: 1
=====

DF Candidate list
-----
EVI                DF Address
-----
1                  192.0.2.69
1                  192.0.2.72
-----
Number of entries: 2
=====

ISID Information
=====
ISID                SvcId          Actv Timer Rem    DF
-----
20001              20001         0                 no
-----
Number of entries: 1
=====

DF Candidate list
-----
ISID                DF Address
-----
20001              192.0.2.69
20001              192.0.2.72
-----
Number of entries: 2
=====

BMAC Information
  
```

```
=====
SvcId                               BMacAddress
-----
20000                                00:00:00:00:71:71
-----
Number of entries: 1
=====
```

bgp-evpn

Syntax

bgp-evpn

Context

[\[Tree\]](#) (tools>dump>service>system bgp-evpn)

Full Context

tools dump service system bgp-evpn

Description

Commands in this context display information about the BGP-EVPN base instance.

Platforms

All

6.12 bgp-evpn-multi-homing

bgp-evpn-multi-homing

Syntax

bgp-evpn-multi-homing

Context

[\[Tree\]](#) (show>redundancy bgp-evpn-multi-homing)

Full Context

show redundancy bgp-evpn-multi-homing

Description

This command shows the information related to the EVPN global timers.

Platforms

All

Output

Sample Output

```
*A:PE2# show redundancy bgp-evpn-multi-homing
=====
Redundancy BGP EVPN Multi-homing Information
=====
Boot-Timer           : 10 secs
Boot-Timer Remaining : 0 secs
ES Activation Timer  : 3 secs
=====
```

6.13 bgp-ipvpn

bgp-ipvpn

Syntax

bgp-ipvpn

Context

[\[Tree\]](#) (show>service>id bgp-ipvpn)

Full Context

show service id bgp-ipvpn

Description

This command displays the BGP IPVPN configured parameters for a specified service.

Platforms

All

Output

The following output is an example of BGP IPVPN information, and [Table 51: BGP IPVPN Output Fields](#) describes the output fields.

Table 51: BGP IPVPN Output Fields

Label	Description
Admin State	Specifies the administrative state

Label	Description
VRF Import	Specifies the VRF import
VRF Export	Specifies the VRF export
Route Dist.	Specifies the route disingisher
Oper Route Dist	Specifies the operational route distinguisher
Oper RD Type	Specifies the operational RD type
Route Target	Specifies the route target
Route Target Impor	Specifies the route target import
Route Target Expor	Specifies the route target export
D-Path Domain-Id	Specifies the D-Path domain ID

Sample Output

```
# show service id 2000 bgp-ipvpn

=====
Service 2000 BGP-IPVPN MPLS Information
=====
Admin State      : Up
VRF Import       : None
VRF Export       : None
Route Dist.      : 0:0
Oper Route Dist  : 192.0.2.3:64000
Oper RD Type     : auto
Route Target     : None
Route Target Impor: None
Route Target Expor: None
D-Path Domain-Id : 65000:1
<snip>
```

6.14 bgp-ls

bgp-ls

Syntax

```
bgp-ls [hunt] [node | link | ipv4-prefix [ipv4-prefix/mask-len]]
```

Context

```
[Tree] (show>router>bgp>routes bgp-ls)
```

Full Context

show router bgp routes bgp-ls

Description

This command displays BGP-Link State (BGP-LS) routes.

Parameters

hunt

Displays detailed information about the routes, including information about the advertised routes (RIB-OUT).

node

Displays BGP-LS link NLRI routes.

link

Displays BGP-LS node NLRI routes.

ipv4-prefix

Displays BGP-LS IPv4-prefix NLRI routes.

ipv4-prefix/prefix-length

Displays the entries matching the specified IPv4 prefix and length.

Values		
ipv4-prefix:		a.b.c.d (host bits must be 0)
ipv4-prefix-length:		0 to 32

Platforms

All

Output

The following outputs are examples of information displayed by the **bgp-ls** command.

Output Sample

```
# show router bgp routes bgp-ls
=====
BGP-LS NLRIs
=====
-----
Type: Node
Protocol: ISIS | OSPFLevel: L1 | L2 | NA
Identifier:
Network : 215.0.0.0/24
Nexthop : 202.50.0.2
Path Id : None
From : 10.255.105.141
AS Path: 65534
Local Node
  Name:
  Autonomous System:
  Area ID:
  Rtr ID:
```



```

  Flags:
  Type: Link
  Protocol: ISIS | OSPFLevel: L1 | L2 | NA
  Identifier:
  Network : 215.0.0.0/24
  Nexthop : 202.50.0.2
  Path Id : None
  From : 10.255.105.141
  AS Path: 65534
  Local Node
  Name:
  Autonomous System:
  Area ID:
  Rtr ID:
  Remote Node
  Name:
  Autonomous System:
  Area ID:
  Rtr ID:
  Descriptor
  IPv4 Address: 10.10.1.1
  Attributes
  Flags:
  IGP Metric: 1000
  Admin-Grp: 0
  Maximum Link BW (kbps): 100000
  Maximum Reservable BW (kbps): 100000
  TE Default Metric: 1000
  Unreserved BW (kbps): 10000

  Type: IPv4 Prefix
  Protocol: ISIS | OSPFLevel: L1 | L2 | NA
  Identifier:
  Network : 215.0.0.0/24
  Nexthop : 202.50.0.2
  Path Id : None
  From : 10.255.105.141
  AS Path: 65534
  Local Node
  Name:
  Autonomous System:
  Area ID: 0.0.0.0
  Rtr ID: 10.20.1.6
  Flags:
  Prefix descriptor
  IPv4 Address: 10.20.1.6
  Prefix-len: 32
  MT_ID :0
  Route Type :Unknown
  
```

```

# show router bgp routes bgp-ls hunt link
=====
BGP Router ID:38.120.48.226    AS:65000    Local AS:65000
=====
Legend -
Status codes : u - used, s - suppressed, h - history, d - decayed, * - valid
               l - leaked, x - stale, > - best, b - backup, p - purge
Origin codes  : i - IGP, e - EGP, ? - incomplete
=====
BGP-LS Link NLRIs
=====
-----
  
```

```

RIB In Entries
-----
Network:
Type          : LINK-NLRI
Protocol      : ISIS Level-2          Identifier    : 0xa
Local Node descriptor:
  Autonomous System : 0.0.253.232
  Link State Id     : 10
  IGP Router Id     : 0x38120048184
Remote Node descriptor:
  Autonomous System : 0.0.253.232
  Link State Id     : 10
  IGP Router Id     : 0x38120048223
Link descriptor:
  IPV4 Interface Addr: 10.0.14.184
  IPV4 Neighbor Addr : 10.0.14.223
Nexthop      : 38.120.48.199
From         : 38.120.48.199
Res. Nexthop : 0.0.0.0
Local Pref.  : 100
Aggregator AS : None
Atomic Aggr. : Not Atomic
AIGP Metric  : None
Connector    : None
Community    : No Community Members
Cluster      : No Cluster Members
Originator Id : None
Flags        : Valid Best IGP
Route Source : Internal
AS-Path      : No As-Path
Route Tag    : 0
Neighbor-AS  : N/A
Orig Validation: N/A
Source Class : 0
Add Paths Send : Default
Last Modified : 02h27m50s
-----
Link State Attribute TLVs :
Administrative group (color) : 0x0
Maximum link bandwidth : 100000 Kbps
Max. reservable link bandwidth : 100000 Kbps
Unreserved bandwidth0 : 100000 Kbps
Unreserved bandwidth1 : 100000 Kbps
Unreserved bandwidth2 : 100000 Kbps
Unreserved bandwidth3 : 100000 Kbps
Unreserved bandwidth4 : 100000 Kbps
Unreserved bandwidth5 : 100000 Kbps
Unreserved bandwidth6 : 100000 Kbps
Unreserved bandwidth7 : 100000 Kbps
TE Default Metric : 100
IGP Metric : 100
Adjacency Segment Identifier (Adj-SID) : flags 0x30 weight 0 sid 262136
-----
Network:
Type          : LINK-NLRI
Protocol      : ISIS Level-2          Identifier    : 0xa
Local Node descriptor:
  Autonomous System : 0.0.253.232
  Link State Id     : 10
  IGP Router Id     : 0x38120048184
Remote Node descriptor:
  Autonomous System : 0.0.253.232
  Link State Id     : 10
  IGP Router Id     : 0x38120048223
  
```

```

Link descriptor:
  IPV4 Interface Addr: 10.0.14.184
  IPV4 Neighbor Addr : 10.0.14.223
Nexthop      : 38.120.48.221
From         : 38.120.48.221
Res. Nexthop : 0.0.0.0
Local Pref.  : 100
Aggregator AS : None
Atomic Aggr. : Not Atomic
AIGP Metric  : None
Connector    : None
Community    : No Community Members
Cluster      : No Cluster Members
Originator Id : None
Flags        : Valid IGP
TieBreakReason : OriginatorID
Route Source  : Internal
AS-Path       : No As-Path
Route Tag     : 0
Neighbor-AS   : N/A
Orig Validation: N/A
Source Class  : 0
Add Paths Send : Default
Last Modified : 02h27m54s
Interface Name : NotAvailable
Aggregator     : None
MED            : None
Peer Router Id : 38.120.48.221
Dest Class     : 0
  
```

```

-----
Link State Attribute TLVs :
Administrative group (color) : 0x0
Maximum link bandwidth : 100000 Kbps
Max. reservable link bandwidth : 100000 Kbps
Unreserved bandwidth0 : 100000 Kbps
Unreserved bandwidth1 : 100000 Kbps
Unreserved bandwidth2 : 100000 Kbps
Unreserved bandwidth3 : 100000 Kbps
Unreserved bandwidth4 : 100000 Kbps
Unreserved bandwidth5 : 100000 Kbps
Unreserved bandwidth6 : 100000 Kbps
Unreserved bandwidth7 : 100000 Kbps
TE Default Metric : 100
IGP Metric : 100
Adjacency Segment Identifier (Adj-SID) : flags 0x30 weight 0 sid 262136
-----
  
```

6.15 bgp-multi-homing

bgp-multi-homing

Syntax

bgp-multi-homing

Context

[Tree] (show>redundancy bgp-multi-homing)

Full Context

show redundancy bgp-multi-homing

Description

This command displays BGP multi-homing information.

Platforms

All

6.16 bgp-nh-info

bgp-nh-info

Syntax

bgp-nh-info [**location** *location-id*] [**bgp-nh** *ip-address*]

Context

[\[Tree\]](#) (show>router>bgp>orr bgp-nh-info)

Full Context

show router bgp optimal-route-reflection bgp-nh-info

Description

This command displays the calculated IGP cost from a particular location ID to all prefixes containing BGP next-hop addresses.

Parameters

location-id

Specifies the ORR location identifier.

Values	1 to 16 (7750 SR-12, VSR)
	1 to 255 (all other platforms)

ip-address

Specifies the IPv4 or IPv6 BGP next-hop address.

Values	ipv4-address:	a.b.c.d.
	ipv6-address:	x:x:x:x:x:x (eight 16-bit pieces)
		x:x:x:x:x:d.d.d.d
		x: [0 to FFFF]H

d: [0 to 255]D

Platforms

All

Output

The following table describes the command output fields for the **show router bgp optimal-route-reflection bgp-nh-info** command output.

Table 52: ORR bgp-nh-info Fields

Label	Description
Next Hop Loc	The address of the next-hop location.
Dest-Prefix	Displays the longest prefix match for the BGP next-hop address from the point of view of a specific location. Displays "unreachable" if no route exists to the BGP next-hop from the location.
DB-Source	Displays the source of the reachability information in the TE database.
Type	Displays the type of route or reachability, either intra-area or inter-area.
Proto	Displays the source protocol that is providing reachability to the BGP next-hop address.
Metric	Displays the IGP cost to reach the BGP next-hop from the location reference point.
Preference	Displays the routing preference of the route that is providing reachability to the BGP next-hop address. This is derived from standard protocol preference values.

Sample Output

```
*A:Dut-C# show router bgp optimal-route-reflection bgp-nh-info
=====
ORR BGP-NH Table (Router: Base)
=====
Location 1:
  Primary       : 1.1.1.1
  Secondary     : -
  Tertiary      : -
  Primary-ipv6  : 2001::1
  Secondary-ipv6 : -
  Tertiary-ipv6 : -
Age            : 00h00m00s
Spf wait      : 60
Initial wait   : 5
Second wait   : 15
```

```

-----
Next Hop
  Loc      Dest-Prefix          DB-Source  Type      Proto      Metric      Pref
-----
10.0.0.10
   1      Unreachable
192.0.2.1
   1      Unreachable
-----
No. of BGP-NHs: 2
=====
  
```

6.17 bgp-peering-policy

bgp-peering-policy

Syntax

bgp-peering-policy [*policy-name*]

Context

[\[Tree\]](#) (show>subscr-mgmt bgp-peering-policy)

Full Context

show subscriber-mgmt bgp-peering-policy

Description

This command displays BGP peering policy information.

Parameters

policy-name

Specifies the BPG peering policy name, up to 32 characters.

Platforms

7450 ESS, 7750 SR, 7750 SR-a, 7750 SR-e, 7750 SR-s, VSR

6.18 bgp-route-distinguisher

bgp-route-distinguisher

Syntax

bgp-route-distinguisher [vprn] [vpls] [epipe]

bgp-route-distinguisher svc

bgp-route-distinguisher ad-evi-rt-set

bgp-route-distinguisher system

Context

[Tree] (show>service>system bgp-route-distinguisher)

Full Context

show service system bgp-route-distinguisher

Description

This command displays the BGP operational route distinguishers (RDs) used by all the BGP-enabled services in the system. The information can be filtered by service: VPRN, VPLS, or Epipe. The output can also be filtered to show only the relevant RD information related to services (**svc**), or the EVPN Auto-Discovery routes (**ad-evi-rt-set**), or the system RDs (**system**).

Platforms

All

Output

The following is an example of service BGP RD information.

```
Auto-rd <none>
Ethernet-segment <none>
EVI RT Set RD Range 1.2.3.6:1-1.2.3.6:512 configured
// the above is the case when the "Extended Evi Range" is disabled.
// When enabled :it is "1.2.3.6:1-1.2.3.6:65535"
```

Sample Output

```
*A:PE-2# show service system bgp-route-distinguisher
=====
Service Route Distinguishers
=====
Svc Id      Type  Oper Route-Distinguisher      Route-Distinguisher
-----
501         vprn  192.0.2.2:60000              auto
800         vprn  192.0.2.2:60001              auto
1           vpls  192.0.2.2:1                  configured
1           vpls  192.0.2.2:2                  configured
101         vpls  192.0.2.2:101                configured
101         vpls  192.0.2.2:102                configured
500         vpls  192.0.2.2:500                derivedEvi
600         vpls  192.0.2.2:600                derivedEvi
804         vpls  192.0.2.2:804                derivedEvi
701         epipe 192.0.2.2:701                derivedEvi
702         epipe 192.0.2.2:702                derivedEvi
```

```

-----
Number of RD Entries: 11
=====
Service System BGP Route Distinguisher Information
=====
Oper Route Distinguisher                                Type
-----
Auto-rd          192.0.2.2:60000-192.0.2.2:65000      configured
Ethernet-segment 192.0.2.2:0                                         default
EVI RT Set RD Range 1.2.3.6:1-1.2.3.6:512           configured
// the above is the case when the "Extended Evi Range" is disabled.
// When enabled :it is "1.2.3.6:1-1.2.3.6:65535"
=====
BGP EVPN Ethernet Segment AD EVI RT Set Route Distinguishers
=====
Eth Seg          EVI      Svc ID      Route Distinguisher
-----
Number of Entries: 0
=====
*A:PE-2# show service system bgp-route-distinguisher vpls
=====
Service Route Distinguishers
=====
Svc Id   Type  Oper Route-Distinguisher      Route-Distinguisher
-----
1        vpls  192.0.2.2:1                   configured
1        vpls  192.0.2.2:2                   configured
101     vpls  192.0.2.2:101                 configured
101     vpls  192.0.2.2:102                 configured
500     vpls  192.0.2.2:500                 derivedEvi
600     vpls  192.0.2.2:600                 derivedEvi
804     vpls  192.0.2.2:804                 derivedEvi
-----
Number of RD Entries: 7
=====
Service System BGP Route Distinguisher Information
=====
Oper Route Distinguisher                                Type
-----
Auto-rd          192.0.2.2:60000-192.0.2.2:65000      configured
Ethernet-segment 192.0.2.2:0                                         default
EVI RT Set RD Range <none>
=====
BGP EVPN Ethernet Segment AD EVI RT Set Route Distinguishers
=====
Eth Seg          EVI      Svc ID      Route Distinguisher
-----
Number of Entries: 0
=====

```

6.19 bgp-vpws

bgp-vpws

Syntax

bgp-vpws

Context

[\[Tree\]](#) (show>service>id bgp-vpws)

Full Context

show service id bgp-vpws

Description

This command displays BGP VPWS related information for the service.

Platforms

All

Output

The following output is an example of BGP VPWS information.

Sample Output

```
*A:cses-E11>config>service>epipe>bgp-vpws# show service id 2 bgp-vpws
=====
BGP VPWS Information
=====
Admin State           : Enabled
VE Name               : PE1                VE Id           : 1
PW Template           : 2
Route Dist            : 65536:3
Rte-Target Import    : 65536:2            Rte-Target Export: 65536:2

PW-Template Id       : 2
Import Rte-Tgt       : None
-----
Remote-Ve Information
-----
Remote VE Name        : PE2                Remote VE Id    : 2
=====
*A:cses-E11>config>service>epipe>bgp-vpws#
```

6.20 bier

bier

Syntax

bier

Context

[\[Tree\]](#) (clear>router bier)

Full Context

clear router bier

Description

Commands in this context clear and reset BIER entities.

Platforms

All

bier

Syntax

bier

Context

[\[Tree\]](#) (show>router bier)

Full Context

show router bier

Description

Commands in this context display BIER information.

Platforms

All

6.21 bier-info

bier-info

Syntax

bier-info [*system-id* | *lsp-id*] [**level** *level*]

Context

[\[Tree\]](#) (show>router>isis bier-info)

Full Context

```
show router isis bier-info
```

Description

This command displays IS-IS BIER sub-TLV information.

Parameters

system-id

Specifies the system ID, up to 72 characters.

lsp-id

Specifies the LSP ID, up to 72 characters.

Platforms

All

6.22 bin-group

bin-group

Syntax

```
bin-group bin-group-number [detail]
```

Context

[\[Tree\]](#) (show>oam-pm bin-group)

Full Context

```
show oam-pm bin-group
```

Description

Show the configuration data for one or all OAM Performance Monitoring bin groups.

Parameters

bin-group-number

Specifies an OAM Performance Monitoring bin group.

Values 1 to 255

detail

Keyword to display additional exclusion and event monitoring information for the bin group.

Platforms

All

Output

The following is an example of OAM-PM bin group information.

Sample Output

```
show oam-pm bin-group
-----
Configured Lower Bounds for Delay Tests, in microseconds
-----
Group Description                Admin Bin    FD(us)    FDR(us)    IFDV(us)
-----
1    OAM PM default bin group (not*  Up    0          0          0          0
      1          5000      5000      5000
      2          10000     -          -
-----
2                                     Up    0          0          0          0
      1          1          500      1000      1500
      2          500      1000     1500
      3          1000     1500     2000
      4          2000     2000     2500
      5          3000     2500     3000
      6          4000     3000     3500
      7          5000     3500     4000
      8          5500     4000     4500
      9          6500     4500
-----
3                                     Up    0          0          0          0
      1          1          500      1000     1500
      2          500      1000     1500
      3          1000     1500     2000
      4          2000     2000     2500
      5          3000     2500     3000
      6          4000     3000     3500
      7          5000     3500     4000
      8          5500     4000     4500
      9          6500     4500
```

* indicates that the corresponding row element may have been truncated.

```
show oam-pm bin-group 3 detail
-----
Configured Lower Bounds for Delay Tests, in microseconds
-----
Group Description                Admin Bin    FD(us)    FDR(us)    IFDV(us)
-----
3                                     Up    0          0          0          0
      1          1          500      1000     1500
      2          500      1000     1500
      3          1000     1500     2000
      4          2000     2000     2500
      5          3000     2500     3000
      6          4000     3000     3500
      7          5000     3500     4000
      8          5500     4000     4500
      9          6500     4500
```

```
-----
Bins Excluded from Average
-----
Bin Type    Direction    Bins
-----
```

```

FD          round-trip          0,9
-----
Delay Events Configured
-----
Bin Type   Direction   Lowest Bin   Lower Bound (us)   Raise   Clear
-----
FD          round-trip          8           5500               100    none
-----
Bins Excluded from Delay Event Count
-----
Bin Type   Direction   Lowest Excluded Bin   Lower Bound (us)
-----
FD          round-trip          9           6500
-----
Delay Events Configured
-----
Bin Type   Direction   Lowest Bin   Lower Bound (us)   Raise   Clear
-----
FD          forward     3           1000               200    none
-----
Bins Excluded from Delay Event Count
-----
Bin Type   Direction   Lowest Excluded Bin   Lower Bound (us)
-----
FD          forward     4           2000
-----

```

6.23 bin-group-using

bin-group-using

Syntax

bin-group-using [**bin-group** *bin-group-number*]

Context

[\[Tree\]](#) (show>oam-pm bin-group-using)

Full Context

show oam-pm bin-group-using

Description

Show the list of sessions configured against one or all OAM Performance Monitoring bin groups.

Parameters

bin-group-number

Specifies an OAM Performance Monitoring bin group.

Values 1 to 255

Platforms

All

Output

The following is an example of OAM-PM bin group session information.

Sample Output

```
show oam-pm bin-group-using
=====
OAM Performance Monitoring Bin Group Configuration for Sessions
=====
Bin Group      Admin  Session                                     Session State
-----
2              Up     vpls1000-PM-AL5-1/1/9:1000.1000          Act
-----
3              Up     vpls1000-PM-YL4-1/1/9:1000.1000          Act
-----
Admin: State of the bin group
Session State: The state of session referencing the bin-group

show oam-pm bin-group-using bin-group 2
=====
OAM Performance Monitoring Bin Group Configuration for Sessions
=====
Bin Group      Admin  Session                                     Session State
-----
2              Up     vpls1000-PM-AL5-1/1/9:1000.1000          Act
-----
Admin: State of the bin group
Session State: The state of session referencing the bin-group
```

6.24 binding-label

binding-label

Syntax

binding-label [*label*] [*detail*]

binding-label [*label*] **egress-stats**

binding-label [*label*] **ingress-stats**

Context

[\[Tree\]](#) (show>router>mpls>forwarding-policies binding-label)

Full Context

show router mpls forwarding-policies binding-label

Description

This command displays the MPLS forwarding policy binding label information.

Parameters

label

Specifies the label value.

Values 32 to 1048575

detail

Displays detailed information of the binding label.

egress-stats

Displays the egress statistics, if any, of all the instances of the specified forwarding policy.

ingress-stats

Displays ingress statistics information.

Platforms

All

Output

[Table 53: MPLS Binding Label Output Fields](#) describes MPLS binding label output fields.

Table 53: MPLS Binding Label Output Fields

Label	Description
Label	Specifies the label number.
Preference	Specifies the preference.
Oper State	Specifies the operational state (up down).
Policy Name	Specifies the MPLS forwarding policies binding label name.
No. of Binding Labels	Specifies the number of binding labels.
OperDown Reason	Specifies the reason for being operationally down.
Down Time	Specifies the downtime date and time.

Label	Description
NumNextHop Grps	Specifies the number of next-hop groups.
Ingress Stats	Specifies if ingress stats are enabled for collection (disabled enabled).
IngOperState	Specifies the ingress operational state (up down)
Revert Timer	Specifies the revert timer value.
Retry Count	Specifies the retry count.
Next Retry In	Specifies the next retry value.
Next-hop Group	Specifies the next-hop group.
Resolution Type	Specifies the resolution type (direct indirect).
Num Revert	Specifies the number of reverts.
Num Failover	Specifies the number of failovers.
Next Revert In	Specifies the next revert interval.
Primary nexthop	Specifies the IP address of the primary next-hop.
Resolved	Specifies the resolved status (false true).
NHopDown Reason	Specifies the reason for the next-hop down.
Backup nexthop	Specifies the IP address of the backup next-hop.
StatsOperState	Specifies if a statistic index is allocated to the next-hop.
EgrStatsState	Specifies if all next-hops have a statistic index allocated.

Sample Output

```

=====
*A:Dut-C> show router mpls forwarding-policies binding-label
- binding-label [<label>] [detail]
*A:Dut-C> show router mpls forwarding-policies binding-label
=====
Binding Label
=====
Label                Preference          Oper State
Policy Name
-----
33                    253                 Down
indirect1
-----
No. of Binding Labels: 1
=====
*A:Dut-C> show router mpls forwarding-policies binding-label detail
=====

```



```

Binding Label (Detail)
=====
Label          : 33                Preference      : 253
Policy Name    : indirect1
Oper State     : Down              OperDownReason : notApplicable
Down Time     : 09/28/2018 19:53:33 NumNextHopGrps : 1
Ingress Stats  : Disabled          IngrOperState  : Down
Revert Timer   : 600
Retry Count    : 0                Next Retry In  : 0
Next-hop Group : 1                Resolution Type: indirect
Oper State     : Down              OperDownReason : notApplicable
Num Revert     : 0                Num Failover   : 0
Next Revert In : 0
Primary nexthop: 4.4.4.4
Resolved      : False              NHopDownReason : notApplicable
Backup nexthop : 3.3.3.3
Resolved      : False              NHopDownReason : notApplicable
-----
  
```

```

show router mpls forwarding-policies binding-label 400001 egress-stats
=====
Binding Label (Detail)
=====
Label          : 400001            Preference      : 255
Policy Name    : cc                Oper State     : Up
EgrStatsState  : Up
Next-hop Group : 1
  Primary nexthop : 10.10.5.5
    StatsOperState : Up
    Aggr Pkts: 11000                Aggr Octets: 11550000
  Backup nexthop : 10.10.11.4
    StatsOperState : Up
    Aggr Pkts: 11000                Aggr Octets: 11550000
Next-hop Group : 2
  Primary nexthop : 10.10.5.5
    StatsOperState : Up
    Aggr Pkts: 11000                Aggr Octets: 11550000
  Backup nexthop : 10.10.11.4
    StatsOperState : Up
    Aggr Pkts: 11000                Aggr Octets: 11550000
Total Aggr      :
  Aggr Pkts: 44000                Aggr Octets: 46200000
-----
=====
  
```

binding-label

Syntax

binding-label *label* **ingress-stats** [**interval** *seconds*] [**repeat** *repeat*] [**absolute** | **rate**]

Context

[Tree] (monitor>router>mpls>forwarding-policies binding-label)

Full Context

monitor router mpls forwarding-policies binding-label

Description

This command monitors statistics for Forwarding Policy Binding Label.

Parameters

label

Specifies the label value.

Values 32 to 1048575

ingress-stats

Displays ingress statistics information.

seconds

Configures the interval for each display in seconds.

Values 3 to 60

Default 10

repeat

Configures how many times the command is repeated.

Values 1 to 999

Default 10

absolute

Displays raw statistics, without processing. No calculations are performed on the delta or rate statistics.

rate

Displays rate-per-second for each statistic instead of the delta.

Platforms

All

binding-label

Syntax

binding-label *label* **ingress-stats**

Context

[Tree] (clear>router>mpls>forwarding-policies binding-label)

Full Context

clear router mpls forwarding-policies binding-label

Description

This command clears or resets statistics for the MPLS forwarding policy binding label.

Parameters

label

Specifies the label value.

Values 32 to 1048575

ingress-stats

Displays ingress statistics information.

Platforms

All

6.25 bindings

bindings

Syntax

bindings [**mac** *ieee-address*]

Context

[\[Tree\]](#) (show>subscr-mgmt>vrgw>brg>gateway bindings)

Full Context

show subscriber-mgmt vrgw brg gateway bindings

Description

This command lists all the DHCP bindings of the local pool associated with the specified BRG. If the MAC attribute is specified, only the binding for that MAC address is displayed.

Parameters

ieee-address

specifies the MAC address identifying a specific binding.

Platforms

7450 ESS, 7750 SR, 7750 SR-a, 7750 SR-e, 7750 SR-s, VSR

Output

The following output is an example of BRG gateway binding information.

Sample Output

```

Node# show subscriber-mgmt brg gateway brg-id "00:00:00:00:00:05" bindings
=====
Bridged Residential Gateway home-aware pool address bindings
=====
Home-aware pool           : 00:00:00:00:00:05
-----
MAC address               : 00:02:00:00:00:19
IP address                 : 21.0.0.20
Allocation type            : dynamic
DHCP lease                 : true
Remaining lease time      : 489
Lease start time          : 2016/01/18 17:44:44
MAC address               : 00:02:00:00:00:1a
IP address                 : 21.0.0.21
Allocation type            : dynamic
DHCP lease                 : true
Remaining lease time      : 493
Lease start time          : 2016/01/18 17:44:48
MAC address               : 00:02:00:00:00:1b
IP address                 : 21.0.0.22
Allocation type            : dynamic
DHCP lease                 : true
Remaining lease time      : 497
Lease start time          : 2016/01/18 17:44:52
-----
No. of bindings: 3
=====
  
```

bindings

Syntax

bindings

Context

[\[Tree\]](#) (show>router>ldp bindings)

Full Context

show router ldp bindings

Description

This command displays LDP bindings information.

Platforms

All

Output

The following output is an example of LDP bindings information.

Sample Output

```
*A:Dut-A# show router ldp bindings active
```

```
Legend: U - Label In Use, N - Label Not In Use, W - Label Withdrawn
WP - Label Withdraw Pending, BU - Alternate For Fast Re-Route
(S) - Static (M) - Multi-homed Secondary Support
(B) - BGP Next Hop (BU) - Alternate Next-hop for Fast Re-Route
```

LDP IPv4 Prefix Bindings (Active)

Prefix	Op	IngLbl	EgrLbl	EgrIntf/LspId	EgrNextHop
10.20.1.1/32	Pop	131071	--	--	--
10.20.1.2/32	Push	--	131071	1/1/1	10.10.1.2
10.20.1.2/32	Swap	131070	131071	1/1/1	10.10.1.2
10.20.1.2/32	Push	--	262141BU	1/1/2	10.10.2.3
10.20.1.2/32	Swap	131070	262141BU	1/1/2	10.10.2.3
10.20.1.3/32	Push	--	131069BU	1/1/1	10.10.1.2
10.20.1.3/32	Swap	131069	131069BU	1/1/1	10.10.1.2
10.20.1.3/32	Push	--	262143	1/1/2	10.10.2.3
10.20.1.3/32	Swap	131069	262143	1/1/2	10.10.2.3
10.20.1.4/32	Push	--	131068	1/1/1	10.10.1.2
10.20.1.4/32	Swap	131068	131068	1/1/1	10.10.1.2
10.20.1.4/32	Push	--	262140BU	1/1/2	10.10.2.3
10.20.1.4/32	Swap	131068	262140BU	1/1/2	10.10.2.3
10.20.1.5/32	Push	--	131067BU	1/1/1	10.10.1.2
10.20.1.5/32	Swap	131067	131067BU	1/1/1	10.10.1.2
10.20.1.5/32	Push	--	262139	1/1/2	10.10.2.3
10.20.1.5/32	Swap	131067	262139	1/1/2	10.10.2.3
10.20.1.6/32	Push	--	131066	1/1/1	10.10.1.2
10.20.1.6/32	Swap	131066	131066	1/1/1	10.10.1.2
10.20.1.6/32	Push	--	262138BU	1/1/2	10.10.2.3
10.20.1.6/32	Swap	131066	262138BU	1/1/2	10.10.2.3

```
No. of IPv4 Prefix Active Bindings: 10
```

LDP IPv6 Prefix Bindings (Active)

Prefix	Op	IngLbl	EgrLbl
EgrNextHop	EgrIf/LspId		
No Matching Entries Found			

LDP Generic IPv4 P2MP Bindings (Active)

P2MP-Id	Interface	IngLbl	EgrLbl
RootAddr	Op		
EgrNH	EgrIf/LspId		
No Matching Entries Found			

LDP Generic IPv6 P2MP Bindings (Active)

P2MP-Id	Interface
---------	-----------

```

RootAddr          Op          IngLbl  EgrLbl
EgrNH             EgrIf/LspId
-----
No Matching Entries Found
=====

LDP In-Band-SSM IPv4 P2MP Bindings (Active)
=====
Source
Group             Interface
RootAddr          Op          IngLbl  EgrLbl
EgrNH             EgrIf/LspId
-----
No Matching Entries Found
=====

LDP In-Band-SSM IPv6 P2MP Bindings (Active)
=====
Source
Group             Interface
RootAddr          Op          IngLbl  EgrLbl
EgrNH             EgrIf/LspId
-----
No Matching Entries Found
=====

LDP In-Band-VPN-SSM IPv4 P2MP Bindings (Active)
=====
Source
Group             RD          Op          IngLbl  EgrLbl
RootAddr          Interface  EgrIf/LspId
EgrNH             EgrIf/LspId
-----
No Matching Entries Found
=====

LDP In-Band-VPN-SSM IPv6 P2MP Bindings (Active)
=====
Source
Group             RD          Op          IngLbl  EgrLbl
RootAddr          Interface  EgrIf/LspId
EgrNH             EgrIf/LspId
-----
No Matching Entries Found
=====

*A:Dut-A# show router ldp bindings

=====
LDP Bindings (IPv4 LSR ID 10.1.1.1:0)
              (IPv6 LSR ID ::[0])
=====
Legend: U - Label In Use, N - Label Not In Use, W - Label Withdrawn
        S - Status Signaled Up, D - Status Signaled Down
        E - Epipe Service, V - VPLS Service, M - Mirror Service
        A - Apipe Service, F - Fpipe Service, I - IES Service, R - VPRN service
        P - Ipipe Service, WP - Label Withdraw Pending, C - Cpipe Service
        BU - Alternate For Fast Re-Route, TLV - (Type, Length: Value)
=====

```

LDP IPv4 Prefix Bindings

Prefix	Peer	IngLbl	EgrLbl	EgrIntf/ LspId	EgrNextHop
10.20.1.1/32	10.20.1.2	131071U	--	--	--
10.20.1.1/32	10.20.1.3	131071U	--	--	--
10.20.1.2/32	10.20.1.2	--	131071	1/1/1	10.10.1.2
10.20.1.2/32	10.20.1.3	131070U	262141	1/1/2	10.10.2.3
10.20.1.3/32	10.20.1.2	131069U	131069	1/1/1	10.10.1.2
10.20.1.3/32	10.20.1.3	--	262143	1/1/2	10.10.2.3
10.20.1.4/32	10.20.1.2	131068N	131068	1/1/1	10.10.1.2
10.20.1.4/32	10.20.1.3	131068BU	262140	1/1/2	10.10.2.3
10.20.1.5/32	10.20.1.2	131067U	131067	1/1/1	10.10.1.2
10.20.1.5/32	10.20.1.3	131067N	262139	1/1/2	10.10.2.3
10.20.1.6/32	10.20.1.2	131066N	131066	1/1/1	10.10.1.2
10.20.1.6/32	10.20.1.3	131066BU	262138	1/1/2	10.10.2.3

No. of IPv4 Prefix Bindings: 12

LDP IPv6 Prefix Bindings

Prefix	Peer	IngLbl	EgrLbl
EgrNextHop	EgrIntf/LspId		

No Matching Entries Found

LDP Generic IPv4 P2MP Bindings

P2MP-Id	Interface	IngLbl	EgrLbl
RootAddr	EgrIf/LspId		
EgrNH			
Peer			
100			
10.1.1.1	Unknw	--	131051
10.90.90.2	1/1/6		
10.2.2.2:0			
104			
10.1.1.1	Unknw	--	131050
10.90.90.2	1/1/6		
10.2.2.2:0			
600			
10.1.1.1	Unknw	--	131049
10.90.90.2	1/1/6		
10.2.2.2:0			
700			
10.1.1.1	Unknw	--	131048
10.90.90.2	1/1/6		
10.2.2.2:0			
800			
10.1.1.1	Unknw	--	131047
10.90.90.2	1/1/6		
10.2.2.2:0			

```

900
10.1.1.1          Unknw      --      131046
10.90.90.2       1/1/6
10.2.2.2:0

1500
10.1.1.1          Unknw      --      131045
10.90.90.2       1/1/6
10.2.2.2:0

100
10.6.6.6          Unknw      --      131044
10.90.90.2       1/1/6
10.2.2.2:0

900
10.6.6.6          Unknw      --      131043
10.90.90.2       1/1/6
10.2.2.2:0

-----
No. of Generic IPv4 P2MP Bindings: 9
=====

LDP Generic IPv6 P2MP Bindings
=====
P2MP-Id
RootAddr          Interface   IngLbl    EgrLbl
EgrNH             EgrIf/LspId
Peer
-----
No Matching Entries Found
=====

LDP In-Band-SSM IPv4 P2MP Bindings
=====
Source
Group
RootAddr          Interface   IngLbl    EgrLbl
EgrNH             EgrIf/LspId
Peer
-----
No Matching Entries Found
=====

LDP In-Band-SSM IPv6 P2MP Bindings
=====
Source
Group
RootAddr          Interface   IngLbl    EgrLbl
EgrNH             EgrIf/LspId
Peer
-----
No Matching Entries Found
=====

LDP In-Band-VPN-SSM IPv4 P2MP Bindings
=====
Source
Group              RD
  
```


RootAddr EgrNH Peer	Interface EgrIf/LspId	IngLbl	EgrLbl	
10.1.1.1 225.0.0.1 10.3.3.3 10.60.60.1 10.2.2.2:100	10.1.1.1:100 Unknwn 1/1/1	--	100	
10.1.1.1 225.0.0.1 10.3.3.3 10.60.60.1 10.2.2.2:100	10.1.1.1:100 Unknwn 1/1/1	--	100	
10.1.1.1 225.0.0.1 10.3.3.3 10.60.60.1 10.2.2.2:100	10.1.1.1:100 Unknwn 1/1/1	--	100	

No. of In-Band-VPN-SSM IPv4 P2MP Bindings: 3				
=====				
LDP In-Band-VPN-SSM IPv6 P2MP Bindings				
=====				
Source Group RootAddr EgrNH Peer	RD Interface EgrIf/LspId	IngLbl	EgrLbl	
10.1.1.1 225.0.0.1 2000::3000 10.60.60.1 10.2.2.2:100	10.1.1.1:100 Unknwn 1/1/1	--	100	
10.1.1.1 225.0.0.1 2000::3000 10.60.60.1 10.2.2.2:100	10.1.1.1:100 Unknwn 1/1/1	--	100	
10.1.1.1 225.0.0.1 2000::3000 10.60.60.1 10.2.2.2:100	10.1.1.1:100 Unknwn 1/1/1	--	100	

No. of In-Band-VPN-SSM IPv6 P2MP Bindings: 3				
=====				
LDP Service FEC 128 Bindings				
=====				
Type Peer	VCId SvcId	SDPId	IngLbl EgrLbl	LMTU RMTU

```

?-Eth          100      R. Src  --  None
10.2.2.2:0    Ukwn     131023D 986

?-Eth          500      R. Src  --  None
10.2.2.2:0    Ukwn     131022D 1386

?-Eth          2001     R. Src  --  None
10.2.2.2:0    Ukwn     131019D 986

?-Eth          2003     R. Src  --  None
10.2.2.2:0    Ukwn     131017D 986

?-Ipipe       1800      R. Src  --  None
10.2.2.2:0    Ukwn     131014D 1486

-----
No. of VC Labels: 5
=====

=====
LDP Service FEC 129 Bindings
=====
SAII           AGII           IngLbl      LMTU
TAII           Type           EgrLbl      RMTU
Peer           SvcId         SDPIId
-----
No Matching Entries Found
=====

```

6.26 bluetooth

bluetooth

Syntax

bluetooth [**device-mac** [*ieee-address*] | **module** [*cpm-slot*]]

Context

[\[Tree\]](#) (show>system bluetooth)

Full Context

show system bluetooth

Description

This command displays detailed information about the Bluetooth configuration on the CPM or chassis.

Parameters

ieee-address

Specifies the source MAC address.

Values xx:xx:xx:xx:xx:xx or xx-xx-xx-xx-xx-xx

cpm-slot

Specifies the CPM slot.

Values A , B, C, D

Platforms

7750 SR-1, 7750 SR-s, 7950 XRS-20e

Output

The following is an example of Bluetooth configuration information. [Table 54: System Bluetooth Field Descriptions](#) describes the output fields.

Sample Output

```
*A:bkvm18>show>system# bluetooth
=====
System-wide Bluetooth Configuration
=====
Passkey          : 123456          Advertising Timeout: 30
Power State      : off           Pairing Button     : Disabled
=====
*A:bkvm18>show>system# bluetooth device
=====
System-wide Bluetooth Configuration
=====
Passkey          : 123456          Advertising Timeout: 30
Power State      : off           Pairing Button     : Disabled
=====
Bluetooth Devices
=====
Device           : 00:22:33:44:55:66
Description      : peter's ipad
Device           : 11:22:33:44:55:66
Description      : (Not Specified)
Device           : 22:22:33:44:55:66
Description      : description
-----
Number of Devices : 3
=====
*A:bkvm18>show>system# bluetooth device 00:22:33:44:55:66
=====
System-wide Bluetooth Configuration
=====
Passkey          : 123456          Advertising Timeout: 30
Power State      : off           Pairing Button     : Disabled
=====
=====
Bluetooth Devices
=====
Device           : 00:22:33:44:55:66
Description      : peter's ipad
=====
*A:bkvm18>show>system# bluetooth module
=====
System-wide Bluetooth Configuration
=====
Passkey          : 123456          Advertising Timeout: 30
```

```

Power State      : off                Pairing Button   : Disabled
=====
Bluetooth Modules
=====
Module          : A
Connected Device : Yes
Device Mac      : 00:22:33:44:55:66
Device Description : peter's ipad
Configured Identifier : (Not Configured)
Operational Identifier: 7750-SR-14s-CPM-A-NS123456
Module          : B
Connected Device : No
Device Mac      :
Device Description :
Configured Identifier : (Not Configured)
Operational Identifier: 7750-SR-14s-CPM-B-NS654321
=====
*A:bkvm18>show>system# bluetooth module "A"
=====
System-wide Bluetooth Configuration
=====
Passkey         : 123456                Advertising Timeout: 30
Power State     : off                  Pairing Button     : Disabled
=====
Bluetooth Modules
=====
Module          : A
Connected Device : Yes
Device Mac      : 00:22:33:44:55:66
Device Description : peter's ipad
Configured Identifier : (Not Configured)
Operational Identifier: 7750-SR-14s-CPM-A-NS123456
=====*
```

Table 54: System Bluetooth Field Descriptions

Label	Description
Passkey	The Bluetooth passkey in use by the system.
Advertising Timeout	The amount of time the Bluetooth will advertise that it is ready to pair.
Power State	The operating mode for Bluetooth.
Pairing Button	Displays whether the pairing button is enabled for use.
Device	The MAC address of the Bluetooth device.
Description	The customer-entered description for the Bluetooth device.
Module	Displays which CPM module contains the Bluetooth device.
Connected Device	Displays if there is a device actively paired to the module.
Device MAC	The MAC address of the Bluetooth device connected to the module.

Label	Description
Device Description	The description associated with the connected Bluetooth device.
Configured Identifier	The customer-defined Bluetooth identifier for the module.
Operational Identifier	The Bluetooth identifier in use for the module.

bluetooth

Syntax

bluetooth

Context

[\[Tree\]](#) (tools>perform>system bluetooth)

Full Context

tools perform system bluetooth

Description

Commands in this context are related to the Bluetooth interface.

Platforms

7750 SR-1, 7750 SR-s, 7950 XRS-20e

6.27 bmp

bmp

Syntax

bmp

Context

[\[Tree\]](#) (clear>router bmp)

[\[Tree\]](#) (clear>service>id bmp)

Full Context

clear router bmp

clear service id bmp

Description

Commands in this context clear and reset BGP Monitoring Protocol (BMP) station connections.

Platforms

All

bmp

Syntax

bmp

Context

[\[Tree\]](#) (show>service>id bmp)

[\[Tree\]](#) (show>router bmp)

Full Context

show service id bmp

show router bmp

Description

Commands in this context display BGP related information.

Platforms

All

bmp

Syntax

bmp

Context

[\[Tree\]](#) (show bmp)

Full Context

show bmp

Description

Commands in this context display BGP Monitoring Protocol (BMP) information.

Platforms

All

6.28 bof

bof

Syntax

bof [*cflash-id* | **booted**]

Context

[\[Tree\]](#) (show bof)

Full Context

show bof

Description

This command displays the Boot Option File (BOF) executed on last system boot or on the specified device.

If no device is specified, the BOF used in the last system boot displays. If the BOF has been modified since the system boot, a message displays.



Note:

This command is not available in the MD-CLI. Use the MD-CLI **admin show configuration bof** command or the **info** command in the bof configuration region.

Parameters

cflash-id

Displays the cflash directory name. The slot name is not case-sensitive. Use upper or lowercase "A" or "B" for the slot name.

Values cf1:, cf1-A:, cf1-B:, cf2:, cf2-A:, cf2-B:, cf3:, cf3-A:, cf3-B:

booted

displays the boot option file used to boot the system.

Platforms

All

Output

The following output is an example of BOF, and [Table 55: Show BOF Output Fields](#) describes the output fields.

Sample Output

```
A:ALA-1# show bof cf3:
```

```
=====
BOF on cf3:
```

```

=====
autonegotiate
primary-image      ftp://test:test@192.168.xx.xx/./both.tim
primary-config    ftp://test:test@192.168.xx.xx/./lxx.cfg
secondary-image   cf1:/i650/
secondary-config  cf1:/config.cfg
address           192.168.xx.xxx/20 active
address           192.168.xx.xxx/20 standby
primary-dns       192.168.xx.xxx
dns-domain        test.test.com
autonegotiate
duplex            full
speed            100
wait             2
persist          off
  console-speed   115200
=====
A:ALA-1#
A:ALA-1# show bof booted
=====
System booted with BOF
=====
primary-image      ftp://test:test@192.168.xx.xx/./both.tim
  primary-config   ftp://test:test@192.168.xx.xx/./l03.cfg
  secondary-image  cf1:/i650/
  secondary-config cf1:/config.cfg
address           192.168.xx.xxx/20 active
address           192.168.xx.xxx/20 standby
primary-dns       192.168.xx.xxx
dns-domain        test.test.com
autonegotiate
duplex            full
speed            100
wait             2
persist          off
  console-speed   115200
=====
A:ALA-1#
  
```

Table 55: Show BOF Output Fields

Label	Description
primary-image	The primary location of the directory that contains the runtime images of both CPM and XCM/IOM.
primary-config	The primary location of the file that contains the configuration.
primary-dns	The primary DNS server for resolution of host names to IP addresses.
secondary-image	The secondary location of the directory that contains the runtime images of both CPM and XCM/IOM.
secondary-config	The secondary location of the file that contains the configuration.
secondary-dns	The secondary DNS server for resolution of host names to IP addresses.

Label	Description
tertiary-image	The tertiary location of the directory that contains the runtime images of both CPM and XCM/IOM.
tertiary-config	The tertiary location of the file that contains the configuration.
address	The IP address and mask associated with the CPM Ethernet port or the secondary CPM port.
tertiary-dns	The tertiary DNS server for resolution of host names to IP addresses.
persist	on — Persistent indexes between system reboots is enabled. off — Persistent indexes between system reboots is disabled.
wait	The time configured for the boot to pause while waiting for console input.
autonegotiate	no autonegotiate — Autonegotiate not enabled. autonegotiate — Autonegotiate is enabled.
duplex	half — Specifies that the system uses half duplex. full — Specifies that the system uses full duplex.
speed	The speed of the CPM Ethernet interface.
console speed	The console port baud rate.
dns domain	The domain name used when performing DNS address resolution.
uplinkA-address	Displays the Uplink-A IP address.
uplinkA-port	Displays the primary port to be used for auto-boot.
uplinkA-route	Displays the static route associated with Uplink-A.
uplinkA-vlan	Displays the VLAN ID to be used on Uplink-A.
uplinkB-address	Displays the Uplink-B IP address.
uplinkB-port	Displays the secondary port to be used for auto-boot.
uplinkB-route	Displays the static route associated with Uplink-B.
uplinkB-vlan	Displays the VLAN ID to be used on Uplink-B.
uplink-mode	Displays the uplink mode of the device.
no-service-ports	Displays the ports on which service traffic is not processed.
use-expansion-card-type	The expansion card type.

Label	Description
system-profile	The system profile used by the system when it is rebooted.

6.29 bonding

bonding

Syntax

bonding [detail]

bonding bonding-id *bonding-id* [detail]

Context

[\[Tree\]](#) (show>service bonding)

Full Context

show service bonding

Description

This command displays an overview of active bonding contexts and the associated access connections. When a bonding ID is specified, only information for that specific context is displayed.

Parameters

bonding-id

Specifies the ID of a specific bonding context.

detail

Displays additional detailed bonding settings, such as load-balancing.

Platforms

7450 ESS, 7750 SR, 7750 SR-e, 7750 SR-s, VSR

Output

The following is an example of bonding information.

Sample Output

```
Node# show service bonding
=====
Bonding Summary
=====
-----
Bond1 - svc:40 - itf:grp_itf_bonding
-----
1 - PPP - svc:30 - sap:1/1/3:1 - mac:00:00:00:00:00:01 - sid:1
```

```
2 - IPOE - svc:11 - sap:pxc-1.b:1.8 - mac:00:03:ff:f0:01:00
-----
=====
show service bonding bonding-id Bond1 detail
=====
Bonding Summary
=====
-----
Bond1 - svc:40 - itf:grp_itf_bonding
-----
1 - PPP - svc:30 - sap:1/1/3:1 - mac:00:00:00:00:00:01 - sid:1
2 - IPOE - svc:11 - sap:pxc-1.b:1.8 - mac:00:03:ff:f0:01:00
-----
Reference rate           : 10000000 kbps
Low threshold rate      : 8000000 kbps
High threshold rate     : 9000000 kbps
Initial load-balancing weight : 100%
Load-balancing weight change : 5%
Current load-balancing weight : 100%
-----
=====
```

bonding

Syntax

bonding
bonding eval-rates

Context

[\[Tree\]](#) (tools>perform>subscr-mgmt bonding)

Full Context

tools perform subscriber-mgmt bonding

Description

This command enables the tools used for hybrid access bonding.

Platforms

7450 ESS, 7750 SR, 7750 SR-a, 7750 SR-e, 7750 SR-s, VSR

6.30 boot-messages

boot-messages

Syntax

boot-messages

Context

[\[Tree\]](#) (show boot-messages)

Full Context

show boot-messages

Description

This command displays boot messages generated during the last system boot.

Platforms

All

Output

The following output is an example of a boot-message.

Sample Output

```
*A:raven14s# show boot-messages
=====
cf3:/bootlog.txt
=====
Boot log started on CPU#0
  Build: X-0.0.I5679 on Mon Oct  1 18:08:38 PDT 2018 by builder
  CPUCTL FPGA version: 17
Boot rom version is v54
CPU Control FPGA version is 0x17
Multicore RAM test using 10 cores
>>>Testing SDRAM from 0x000000002200000 to 0x0000000080000000
>>>Testing SDRAM from 0xffffffffe0000000 to 0xfffffffffe0000000
>>>Testing SDRAM from 0x0000000080000000 to 0x00000003e4000000
>>>Testing Compact Flash 1... Slot Empty
>>>Testing Compact Flash 2... Slot Empty
>>>Testing Compact Flash 3... OK (STEC M2+ CF 9.0.2)
Board Serial Number is 'NS184100464'
Platforms in Chassis EEPROM 1 is 0x1
Chassis type 34 (sr14s_r1) found in Chassis EEPROM 1
Chassis Serial Number is 'NS173300113'
Searching for boot.ldr on local drives:
Searching cf3 for boot.ldr...
*****
Total Memory: 16GB Chassis Type: sr14s_r1 (0x22) Card Type: pegasus_r1 (0x42) [IOCTRL
Ver:0x17 Date:not-available] Git: [ Tag/Hash: TiMOS_16_0_R4-g49edf4fa7f67; branch: master,
remote: master]
TiMOS-L-16.0.R4 boot/hops Nokia 7xxx ? Copyright (c) 2000-2018 Nokia.
All rights reserved. All use subject to applicable license agreements.
Built on Sun Sep 30 18:08:18 PDT 2018 by builder in /builds/160/R4/panos/main
TiMOS BOOT LOADER
Extended checks enabled with overhead of 36B
Fair scheduler is now enabled
Time from clock is TUE NOV 17 15:12:04 2020 UTC
Switching serial output to sync mode... done
Looking for cf3:/bof.cfg ... OK, reading
Contents of Boot Options File on cf3:
```

6.31 brg

```
brg
```

Syntax

```
brg
```

Context

[\[Tree\]](#) (show>subscr-mgmt>vrgw brg)

Full Context

```
show subscriber-mgmt vrgw brg
```

Description

Commands in this context display operational information for connected BRGs and related hosts.

Platforms

7450 ESS, 7750 SR, 7750 SR-a, 7750 SR-e, 7750 SR-s, VSR

```
brg
```

Syntax

```
brg
```

Context

[\[Tree\]](#) (clear>subscr-mgmt>vrgw brg)

Full Context

```
clear subscriber-mgmt vrgw brg
```

Description

This command clears BRG data.

Platforms

7450 ESS, 7750 SR, 7750 SR-a, 7750 SR-e, 7750 SR-s, VSR

```
brg
```

Syntax

```
brg
```

Context

[\[Tree\]](#) (tools>perform>subscr-mgmt>vrgw brg)

Full Context

tools perform subscriber-mgmt vrgw brg

Description

This command enables tools for controlling BRGs.

Platforms

7450 ESS, 7750 SR, 7750 SR-a, 7750 SR-e, 7750 SR-s, VSR

6.32 brg-hosts

brg-hosts

Syntax

brg-hosts [**mac** *ieee-address*] [**ip** *ip-address*]

Context

[\[Tree\]](#) (show>subscr-mgmt>vrgw>brg brg-hosts)

Full Context

show subscriber-mgmt vrgw brg brg-hosts

Description

This command displays operational information for connected BRGs and related hosts.

Parameters

ieee-address

Displays detailed information for each prefix.

ip-address

Displays only the prefixes associated with this subscriber interface.

Platforms

7450 ESS, 7750 SR, 7750 SR-a, 7750 SR-e, 7750 SR-s, VSR

Output

The following output is an example of subscriber management BRG host information.

Sample Output

```

Node# show subscriber-mgmt brg brg-hosts
=====
Bridged Residential Gateway hosts
=====
Identifier                : 00:00:00:00:00:05
MAC address                : 00:02:00:00:00:19
IP address                 : 21.0.0.20
Service                    : 4 (VPRN)
Allocation type            : dynamic
Home-aware pool           : 00:00:00:00:00:05
DHCP lease                 : true
Remaining lease time      : 482
Lease start time          : 2016/01/18 17:44:44
Identifier                : 00:00:00:00:00:05
MAC address                : 00:02:00:00:00:19
IP address                 : 3ffe:0:0:5::
Service                    : 4 (VPRN)
Identifier                : 00:00:00:00:00:05
MAC address                : 00:02:00:00:00:1a
IP address                 : 21.0.0.21
Service                    : 4 (VPRN)
Allocation type            : dynamic
Home-aware pool           : 00:00:00:00:00:05
DHCP lease                 : true
Remaining lease time      : 486
Lease start time          : 2016/01/18 17:44:48
Identifier                : 00:00:00:00:00:05
MAC address                : 00:02:00:00:00:1a
IP address                 : 3ffe:0:0:5::
Service                    : 4 (VPRN)
Identifier                : 00:00:00:00:00:05
MAC address                : 00:02:00:00:00:1b
IP address                 : 21.0.0.22
Service                    : 4 (VPRN)
Allocation type            : dynamic
Home-aware pool           : 00:00:00:00:00:05
DHCP lease                 : true
Remaining lease time      : 490
Lease start time          : 2016/01/18 17:44:52
-----
No. of BRG hosts: 5
=====
  
```

6.33 brg-profile

brg-profile

Syntax

brg-profile

brg-profile *name*

brg-profile *name associations*

Context

[Tree] (show>subscr-mgmt>vrgw>brg brg-profile)

Full Context

show subscriber-mgmt vrgw brg brg-profile

Description

This command displays BRG profile information.

Parameters

name

Specifies an existing BRG profile name.

associations

Displays information associated with the specified BRG profile name.

Platforms

7450 ESS, 7750 SR, 7750 SR-a, 7750 SR-e, 7750 SR-s, VSR

6.34 brief

brief

Syntax

brief

Context

[Tree] (show>router>bgp>routes brief)

Full Context

show router bgp routes brief

Description

This command displays summary information about the BGP routes.

brief is a parameter of the **show router bgp routes** command. Depending on the parameters that are used to issue the command, the output can display a narrower or wider set of routes, including routes belonging to other address families. See the **show router bgp routes** command description for syntax variants, parameter descriptions and values, and output examples.

Platforms

All

6.35 build-packet

build-packet

Syntax

build-packet

Context

[\[Tree\]](#) (show>test-oam build-packet)

Full Context

show test-oam build-packet

Description

Commands in this context display OAM egress port finder information.

Platforms

7450 ESS, 7750 SR, 7750 SR-a, 7750 SR-e, 7750 SR-s, 7950 XRS

6.36 bundles

bundles

Syntax

bundles

Context

[\[Tree\]](#) (show>router>l2tp>mlppp bundles)

Full Context

show router l2tp mlppp bundles

Description

This command displays L2TP MLPPP bundle statistics.

Platforms

7450 ESS, 7750 SR, 7750 SR-a, 7750 SR-e, 7750 SR-s

Output

The following output is an example of L2TP MLPPP bundle statistics information.

Sample Output

The following is an example with one MLPPP bundle (using two links).

```
*A:Dut-B# show router 100 l2tp mlppp
*A:Dut-B# show router 100 l2tp mlppp bundles
=====
L2TP MLPPP LAC Bundles
=====
User user_v46_1
Bundle index      : 1
Service          : 100
Forwarding tunnel ID : N/A
Local endpoint class : ipv4-address
Local endpoint address : 1.1.1.1
Remote endpoint class : local
Remote endpoint address : linuxBundle1
Links            : 1. ID 805988014 (established)
                  2. ID 805991249 (established)
-----
Number of bundles: 1
=====
*A:Dut-B#
```

The following is an example with two MLPPP bundles (using two links)

```
*A:Dut-B# show router 100 l2tp mlppp
*A:Dut-B# show router 100 l2tp mlppp bundles
=====
L2TP MLPPP LAC Bundles
=====
User user_v46_1
Bundle index      : 1
Service          : 100
Forwarding tunnel ID : N/A
Local endpoint class : ipv4-address
Local endpoint address : 1.1.1.1
Remote endpoint class : local
Remote endpoint address : linuxBundle1
Links            : 1. ID 518660444 (established)
                  2. ID 518672262 (established)

User user_v46_2
Bundle index      : 2
Service          : 100
Forwarding tunnel ID : N/A
Local endpoint class : ipv4-address
Local endpoint address : 1.1.1.1
Remote endpoint class : local
Remote endpoint address : linuxBundle2
Links            : 1. ID 518652432 (established)
                  2. ID 518652553 (established)
-----
Number of bundles: 2
=====
*A:Dut-B#
```

6.37 bypass-tunnel

bypass-tunnel

Syntax

```
bypass-tunnel [to ip-address] [protected-lsp [ name]] [dynamic | manual | p2mp] [detail] [lsp-name  
session-name]
```

Context

[\[Tree\]](#) (show>router>mpls bypass-tunnel)

Full Context

```
show router mpls bypass-tunnel
```

Description

If fast reroute is enabled on an LSP and the facility method is selected, instead of creating a separate LSP for every LSP that is to be backed up, a single LSP is created which serves as a backup for a set of LSPs. Such an LSP tunnel is called a bypass tunnel.

Parameters

ip-address

Specifies the IP address of the egress router.

name

Specifies the name of the LSP protected by the bypass tunnel up to 160 characters. "*" is accepted as a wild card character.

dynamic

Displays dynamically-assigned labels for bypass protection.

manual

Displays manually-assigned labels for bypass protection.

detail

Displays detailed information.

p2mp

Displays P2MP bypass tunnel information.

session-name

Specifies the session name, up to 160 characters, of the LSP used in the path. "*" can be used as a wildcard character.

Platforms

All

Output

The following output is an example of MPLS bypass tunnel information.

[Table 56: MPLS Bypass Tunnel Output Fields](#) describes MPLS bypass tunnel output fields.

Table 56: MPLS Bypass Tunnel Output Fields

Label	Description
To	The IP address of the egress router.
State	The LSP's administrative state.
Out I/F	Specifies the name of the network IP interface.
Out Label	Specifies the incoming MPLS label on which to match.
Reserved BW (kb/s)	Specifies the amount of bandwidth in Mb/s reserved for the LSP.

Sample Output

```
*A:Dut-B# show router mpls bypass-tunnel detail
=====
MPLS Bypass Tunnels (Detail)
=====
-----
bypass-node10.20.1.4
-----
To           : 10.20.1.7           State          : Up
Out I/F      : 1/1/4              Out Label     : 131071
Up Time     : 0d 01:17:22       Active Time   : n/a
Reserved BW  : 0 Kbps           Protected LSP Count : 1
Type        : Dynamic
Setup Priority : 7                Hold Priority  : 0
Class Type   : 0
Exclude Node : 10.20.1.4         Inter-Area    : True
Computed Hops :
  10.10.8.2(S)                  Egress Admin Groups : None
-> 10.10.8.6(SA)                Egress Admin Groups : None
-> 10.20.1.7(L)                  Egress Admin Groups : None
Actual Hops  :
  10.10.8.2(10.20.1.2)          Record Label   : N/A
-> 10.10.8.6(10.20.1.6)         Record Label   : 131071
-> 10.20.1.7(10.20.1.7)        Record Label   : 131068
-> 10.10.22.7                   Record Label   : 131068
=====

*A:Dut-A>config>router>mpls>lsp$ /show router mpls bypass-tunnel detail
=====
MPLS Bypass Tunnels (Detail)
=====
-----
bypass-node10.20.1.2
-----
To           : 10.20.1.4           State          : Up
Out I/F      : 1/1/2              Out Label     : 131070
```

```

Up Time       : 0d 00:00:18      Active Time    : n/a
Reserved BW   : 0 Kbps          Protected LSP Count : 1
Type         : Dynamic
Setup Priority : 7              Hold Priority   : 0
Class Type    : 0              Inter-Area     : False
Exclude Node  : None
Computed Hops :
  10.20.1.1, If Index : 3(S)    Egress Admin Groups : None
-> 10.20.1.3, If Index : 2(S)    Egress Admin Groups : None
-> 10.20.1.4, If Index : 5(S)    Egress Admin Groups : None
Actual Hops   :
  10.20.1.1, If Index : 3      Record Label    : N/A
-> 10.20.1.3, If Index : 2      Record Label    : 131070
-> 10.20.1.4, If Index : 5      Record Label    : 131070
  
```

```

=====
B:Dut-B>config>router>mpls>lsp# show router mpls bypass-tunnel detail
  
```

```

=====
MPLS Bypass Tunnels (Detail)
=====
  
```

```

-----
bypass-node10.20.1.4
-----
  
```

```

To           : 10.10.10.6      State          : Up
Out I/F      : lag-1          Out Label     : 131071
Up Time      : 0d 00:00:06    Active Time    : n/a
Reserved BW  : 0 Kbps        Protected LSP Count : 1
Type        : Dynamic
Setup Priority : 7            Hold Priority   : 0
Class Type   : 0
Exclude Node : None
Actual Hops  :
  10.10.12.2(S)              Egress Admin Groups:
                              lime
                              olive
                              blue
                              black
                              acqua
-> 10.10.12.3(S)            Egress Admin Groups:
                              olive
                              Unknown Group 9
                              Unknown Group 11
                              black
                              Unknown Group 16
                              Unknown Group 18
-> 10.10.5.5(S)            Egress Admin Groups:
                              purple
                              Unknown Group 7
                              Unknown Group 11
                              orange
                              acqua
                              Unknown Group 16
                              Unknown Group 19
                              Unknown Group 21
                              Unknown Group 22
                              Unknown Group 26
                              khaki
-> 10.10.10.6(S)          Egress Admin Groups: None
  
```

```

=====
  
```

```
*A:SRU4>show>router>mpls# bypass-tunnel
=====
MPLS Bypass Tunnels
=====
Legend : m - Manual      d - Dynamic      p - P2mp
=====
To          State  Out I/F      Out Label    Reserved   Protected   Type
           BW (Kbps) LSP Count
-----
No Matching Entries Found
=====
*A:SRU4>show>router>mpls#

*A:Dut-B# show router mpls bypass-tunnel detail
=====
MPLS Bypass Tunnels (Detail)
=====
bypass-link10.10.104.4
-----
To          : 10.10.101.4      State          : Up
Out I/F     : 1/1/2:1              Out Label     : 129994
Up Time     : 0d 00:02:33    Active Time    : n/a
Reserved BW : 0 Kbps          Protected LSP Count : 1
Type        : Dynamic
SetupPriority : 7              Hold Priority   : 0
Class Type  : 0
Actual Hops :
    10.10.101.2    -> 10.10.101.4
=====
*A:Dut-B#

*A:Dut-B# show router mpls bypass-tunnel detail
=====
MPLS Bypass Tunnels (Detail)
=====
bypass-link10.10.104.4
-----
To          : 10.10.101.4      State          : Up
Out I/F     : 1/1/2:1              Out Label     : 129994
Up Time     : 0d 00:02:33    Active Time    : n/a
Reserved BW : 0 Kbps          Protected LSP Count : 1
Type        : Dynamic
SetupPriority : 7              Hold Priority   : 0
Class Type  : 0
Actual Hops :
    10.10.101.2    -> 10.10.101.4
=====
*A:Dut-B#
```

bypass-tunnel

Syntax

bypass-tunnel [*/sp-name*] **plr**

Context

[\[Tree\]](#) (tools>dump>router>mpls bypass-tunnel)

Full Context

tools dump router mpls bypass-tunnel

Description

This command displays information about the MPLS bypass tunnel.

Parameters

lsp-name

Specifies the LSP name up to 64 characters in length.

plr

Specifies the point of local repair (PLR).

Platforms

All

Output

The following output is an example of MPLS Bypass Tunnels PLR fields.

Sample Output

```
tools dump router mpls bypass-tunnel plr
=====
MPLS Bypass Tunnels
=====
Legend : m - Manual      d - Dynamic      p - P2mp
=====
To          State  Out I/F      Out Label    Reserved   Protected   Type
          BW (Kbps)  LSP Count
-----
10.10.12.1  Up    1/1/4        124181        0           369         d

To          : 10.10.12.1      State          : Up
Out I/F     : 1/1/4            Out Label      : 124181
Up Time    : 0d 19:24:13     Active Time    : n/a
Reserved BW : 0 Kbps          Protected LSP Count : 369
Type       : Dynamic
SetupPriority : 7              Hold Priority   : 0
Class Type  : 0              Tunnel Id      : 63697
Actual Hops :
    10.10.12.2(S)  -> 10.10.12.1(S)

    Plr List: (Last PlrIdx 2)
    -----
        PLR List Index = 1
        PLR current State = PLRS_CONNECTED
        NextNodeSysId = 10.8.8.8
        AvoidNodeId   = 10.2.2.2
        NodeProtect   = 2 (Node Protect)
        LSP Count     = 197
        PLR List Index = 2
        PLR current State = PLRS_BackupInUse
```

```
NextNodeSysId = 10.8.8.8  
AvoidNodeId   = 10.2.2.2  
NodeProtect   = 2 (Node Protect)  
LSP Count     = 203
```


7 c Commands

7.1 ca-profile

ca-profile

Syntax

ca-profile

ca-profile *name* [association]

Context

[Tree] (show>certificate ca-profile)

Full Context

show certificate ca-profile

Description

This command shows certificate-authority profile information.

Parameters

name

Specifies the name of the Certificate Authority (CA) profile.

association

Displays associated CA profiles.

Platforms

All

7.2 cache

cache

Syntax

cache [peer *ip-address*] [group *ip-address*] [source *ip-address*] [originrp *ip-address*]

Context

[\[Tree\]](#) (clear>router>msdp cache)

Full Context

clear router msdp cache

Description

This command clears the MSDP cache.

Parameters

peer *ip-address*

Clears the cache of the IP address of the peer to which Multicast Source Discovery protocol (MSDP) source-active (SA) requests for groups matching this entry's group range were sent.

group *ip-address*

Clears the group IP address of the SA entry.

source *ip-address*

Clears the source IP address of the SA entry.

originrp *ip-address*

Clears the origin rendezvous point (RP) address type of the SA entry.

Platforms

All

cache

Syntax

cache aggregate {src-dst-proto | src-dst-proto-port} family {ipv4 | ipv6}

cache all family {ipv4 | ipv6}

Context

[\[Tree\]](#) (tools>dump>cflowd cache)

Full Context

tools dump cflowd cache

Description

This command displays the contents of the cflowd active cache. This information can be displayed either in raw form where every flow entry is displayed or in an aggregated form.

[Table 57: Tools Dump cflowd Cache Output Fields](#) describes the cflowd cache output fields.

Table 57: Tools Dump cflowd Cache Output Fields

Label	Description
Proto/Protocol	Displays the IPv4 or IPv6 protocol type
Source Address/Src-IP	Displays the source IP address of the flow (IPv4 or IPv6)
Destination Address/Dst-IP	Displays the destination IP address of the flow (IPv4 or IPv6)
Intf/Ingr	Displays the ingress interface associated with the sampled flow (only displayed with the raw (all) output)
Intf/Egr	Displays the egress interface associated with the sampled flow (only displayed with the raw (all) output)
S-Port	Displays the source protocol port number
D-Port	Displays the destination protocol port number
Pkt-Cnt	Displays the total number of packets sampled for the associated flow
Byte-Cnt	Displays the total number of bytes of traffic sampled for the associated flow
Start-Time	Displays the system time when the first packet was sampled for the associated flow
Flags	Displays the IP flag value from the sampled IP flow header (only displayed with the raw (all) output)
ToS	Displays the ToS byte values from the sampled IP flow header (only displayed with the raw (all) output)
(Src) Mask	Displays the IP route mask for the route to the flow source IP address associated with the flow (only displayed with the raw (all) output)
(Dst) Mask	Displays the IP route mask for the route to the flow destination IP address associated with the flow (only displayed with the raw (all) output)
(Src) AS	Displays the ASN associated with the route to the flow source IP address associated with the flow (only displayed with the raw (all) output)
(Dst) AS	Displays the ASN associated with the route to the flow destination IP address associated with the flow (only displayed with the raw (all) output)

Label	Description
vRtr-ID	Displays the Virtual Router ID associated with the reported IP flow (only displayed with the raw (all) output)

Parameters

aggregate

Displays the aggregated active cache flow data.

Values src-dst-proto — Aggregates the active flow cache based on the source and destination IP address and the IP protocol value.

src-dst-proto-port — Aggregates the active flow cache based on the source and destination IP address, IP protocol value, and the source and destination port numbers.

family

Specifies which IP address family flow data should be displayed.

Values ipv4 — Displays the IPv4 flow data.

ipv6 — Displays the IPv6 flow data.

all

Displays the raw active cache flow data with no aggregation.

Platforms

All

7.3 cache-contents

cache-contents

Syntax

cache-contents [*isa mda-id/esa-vm-id*] *url file-url*

Context

[Tree] (tools>dump>app-assure>group>ipassist cache-contents)

Full Context

tools dump application-assurance group ip-identification-assist cache-contents

Description

This command dumps the cache contents generated by the IP identification assist feature into a local or remote destination.

Parameters

isa *mda-id*

Specifies the slot and MDA of the ISA in the format *slot/mda*.

Values	
<i>slot/mda</i>	
<i>slot</i>	1 to 10, depending on chassis model
<i>mda</i>	1 to 2, depending on chassis model

isa *esa-vm-id*

Specifies the ESA and ESA VM in the format *esa-esa-id/vm-id*.

Values	
<i>esa-esa-id/vm-id</i>	
<i>esa-id</i>	1 to 16
<i>vm-id</i>	1 to 4

url *file-url*

Specifies a local or remote destination to which the cache content output is directed.

Values	
<i>local-url remote-url</i>	
<i>local-url</i>	<i>[cflash-id]/file-path</i> 200 characters maximum, including <i>cflash-id</i> directory length 99 characters maximum each
<i>remote-url</i>	{ftp tftp}://[login:pswd@]remote-locn/[filepath] 255 characters maximum, <i>filepath</i> 199 characters maximum
<i>remote-locn</i>	{hostname ipv4-address ["ipv6-address"]}[:port]
<i>ipv4-address</i>	a.b.c.d
<i>ipv6-address</i>	x:x:x:x:x:x[-interface] x:x:x:x:x:d.d.d.d[-interface] x - [0 to FFFF]H d - [0 to 255]D
<i>port</i>	interface - 32 characters maximum, for link local addresses [0 to 65535]

cflash-id

cf1: | cf1-A: | cf1-B: | cf2: | cf2-A: | cf2-B: | cf3: | cf3-A: | cf3-B:

Platforms

7450 ESS, 7750 SR, 7750 SR-e, 7750 SR-s, VSR

Output

Use the following command to direct the cache contents generated by the IP identification assist feature to a remote destination.

```
tools dump application-assurance group 1 ip-identification-assist cache-contents isa 1/1 url
ftp://exuser:expassword@192.0.2.1/tmp/sample-cache
```

Sample Output

```
=====
Application-Assurance Group 1 ip-identification-assist cache contents
=====

Writing to file ftp://exuser:expassword@192.0.2.1/tmp/sample-cache_1_1.ip-ident-assist-
cache ...

File closed

-rw-r--r-- 1 exuser exuser 16553 Aug 24 09:22 sample-cache_1_1.ip-ident-assist-cach
```

7.4 calculate-maps

calculate-maps

Syntax

calculate-maps **router** *router-instance* **subscriber-type** *nat-sub-type* **prefix** *ip-prefix/length*

Context

[\[Tree\]](#) (tools>perform>nat>deterministic calculate-maps)

Full Context

tools perform nat deterministic calculate-maps

Description

This command allows the operator to reveal the auto-mappings before they are created in the system, while the inside prefix is still out of service (in a **shutdown** administrative state). Based on the auto-mapping results, the user can decide to use the auto-mapping and operationalize the prefix (**no shutdown** command), or to use custom mappings.

The inside IP addresses for deterministic subscribers and for 1:1 protocol agnostic subscribers can be mapped to outside IP addresses in the following ways:

- Automatically by the system. By enabling the deterministic prefix (**no shutdown** command), the system will automatically create map commands and sequentially map subscribers into outside IP address space.
- Manually by the operator by configuring the map commands. This gives the operator control over mappings beyond the sequential auto-mapping.

Parameters

router-instance

Specifies the inside router name or VPRN service instance where the deterministic prefix resides.

Values <router-name> | <vprn-svc-id>
 router-name — "Base"
 vprn-svc-id — 1 to 2147483647

nat-sub-type

Specifies the NAT subscriber type.

Values classic-lsn-sub, dslite-lsn-sub

ip-prefix/length

Specifies the inside prefix containing IP addresses for which mapping is sought. The IP prefix is IPv4 family type for classic LSN subscriber and IPv6 family type for a DS-Lite subscriber.

Values

<ip-prefix/ip-prefix-length>	<ipv4-prefix>/<ipv4-prefix-length> <ipv6-prefix>/<ipv6-prefix-length>
<ipv4-prefix>	a.b.c.d (host bits must be 0)
<ipv4-prefix-length>	0 to 32
<ipv6-prefix>	x:x:x:x:x:x (eight 16-bit pieces) x:x:x:x:x:d.d.d.d
	x - [0 to FFFF]H d - [0 to 255]D
<ipv6-prefix-length>	[0 to 128]

Platforms

7450 ESS, 7750 SR, 7750 SR-e, 7750 SR-s, VSR

7.5 call-trace

call-trace

Syntax

call-trace

Context

[Tree] (show call-trace)

Full Context

show call-trace

Description

Commands in this context display information related to the call-trace module.

Platforms

7450 ESS, 7750 SR, 7750 SR-a, 7750 SR-e, 7750 SR-s, VSR

call-trace

Syntax

call-trace

Context

[Tree] (clear call-trace)

Full Context

clear call-trace

Description

This command clears call trace jobs.

Platforms

7450 ESS, 7750 SR, 7750 SR-a, 7750 SR-e, 7750 SR-s, VSR

7.6 cam-utilization

cam-utilization

Syntax

cam-utilization [**card** *slot-number*]

Context

[\[Tree\]](#) (tools>dump>filter cam-utilization)

Full Context

tools dump filter cam-utilization

Description

This command, when used without parameters, specifies the utilization per CAM table for line card ACL filters per FP for FP4 based cards in the system. Optionally, the card number can be provided as a parameter to limit the output to a single card.

Parameters

slot-number

Specifies the IOM slot number.

Values 1 to 10, **A**, **B**

Platforms

All

Output

The following output is an example of CAM utilization information for filters.

Sample Output

```
*A:7750# tools dump filter cam-utilization
=====
Filter Cam Utilization
=====
Slot FP  Dir  Type      Cam Utilization %
-----
2    1   Ing  ip-mac           0
2    1   Egr  ip-mac          100
2    1   Ing  ipv6             0
2    1   Egr  ipv6             0
=====
```

7.7 candidate

candidate

Syntax

candidate

Context

[\[Tree\]](#) (show>system candidate)

Full Context

show system candidate

Description

This command shows classic CLI candidate configuration information.



Note:

This command is not available in the MD-CLI. Use the MD-CLI **info** command in a configuration region.

Platforms

All

Output

The following output is an example of candidate information, and [Table 58: Candidate Output Fields](#) describes the output fields.

Sample Output

```
*A:bksim3107# show system candidate
=====
Candidate Config Information
=====
Candidate configuration state      : modified
Num editors/viewers              : 0
Candidate cfg exclusive locked   : no
Last commit state                : revert-failed
Last commit time                 : 10/23/2012 17:21:47
Checkpoint created with last commit : yes
Scheduled revert time            : N/A
Last commit revert time          : 10/23/2012 17:22:47
=====
Users in edit-cfg mode
=====
Username      Type (from)
=====
admin         Console
Joris         Telnet (192.0.2.239)
=====
```

Table 58: Candidate Output Fields

Label	Description
Candidate configuration state	<ul style="list-style-type: none"> • empty — indicates there are no uncommitted changes in the candidate config • modified — indicates there are uncommitted changes in the candidate config • unconfirmed — indicates there are no uncommitted changes in the candidate config but the result of the last commit will be auto-reverted unless it is confirmed before the timeout expires
Num editors/viewers	Displays the number of CLI sessions currently in edit-cfg mode
Candidate cfg exclusive locked	Indicates if a user has exclusively locked the candidate using the candidate edit exclusive command
Last commit state	<ul style="list-style-type: none"> • none — indicates there have been no commits since the last reboot of the node • in-progress — indicates the system is currently committing the candidate config • success — indicates the last commit finished successfully • revert-pending — indicates the last commit finished successfully but has not been confirmed yet, and will be auto-reverted if it is not confirmed before the timeout expires • failed — indicates the last commit failed and has been undone • revert-in-progress — indicates the last commit finished successfully but was not confirmed in time and is currently being reverted • reverted — indicates the last commit finished successfully but was not confirmed in time and has been reverted • revert-failed — indicates the last commit finished successfully but was not confirmed in time and the system attempted to revert it but failed
Last commit time	Displays the time at which the last commit attempt was started
Checkpoint created with last commit	Indicates if a rollback checkpoint was created after the previous commit completed
Scheduled revert time	Indicates the currently scheduled auto-revert time based on the confirmed option being used with a candidate commit
Last commit revert time	Displays the time the commit was last reverted
Users in edit-cfg mode	Lists all the user sessions that are currently in edit-cfg mode

Label	Description
Type (from)	Indicates the type of session (such as Console, Telnet, and so on) and also the source of the session (such as the source IP address of the remote host)

7.8 capabilities

capabilities

Syntax

capabilities [*system-id* | *lsp-id*] [**level** *level*]

Context

[Tree] (show>router>isis capabilities)

Full Context

show router isis capabilities

Description

This command displays the IS-IS capability information.

Parameters

system-id

Only the LSPs related to the specified *system-id* are listed.

lsp-id

Only the specified LSP is listed.

level

Specifies the interface level (1, 2, or 1 and 2).

Platforms

All

Output

The following output is an example of IS-IS capability information, and [Table 59: IS-IS Capability Information Output Fields](#) describes the output fields.

Sample Output

```
*A:Dut-B# show router isis 0 capabilities
=====
Rtr Base ISIS Instance 0 Capabilities
=====
```

Displaying Level 1 capabilities

```
-----  
LSP ID      : Dut-B.00-00  
Router Cap : 10.20.1.2, D:0, S:0  
TE Node Cap : B E M P  
SR Cap: IPv4 MPLS-IPv6  
SRGB Base:20000, Range:10001  
SR Alg: metric based SPF, 128  
Node MSD Cap: BMI : 12 ERLD : 15  
FAD Sub-Tlv:  
Flex-Algorithm   : 128  
Metric-Type      : delay  
Calculation-Type : 0  
Priority          : 100  
Flags: M
```

```
LSP ID      : Dut-D.00-00  
Router Cap : 10.20.1.4, D:0, S:0  
TE Node Cap : B E M P  
SR Cap: IPv4 MPLS-IPv6  
SRGB Base:20000, Range:10001  
SR Alg: metric based SPF, 128  
Node MSD Cap: BMI : 12 ERLD : 15  
FAD Sub-Tlv:  
Flex-Algorithm   : 128  
Metric-Type      : delay  
Calculation-Type : 0  
Priority          : 50  
Flags: M
```

Level (1) Capability Count : 2

Displaying Level 2 capabilities

```
LSP ID      : Dut-A.00-00  
Router Cap : 10.20.1.1, D:0, S:0  
TE Node Cap : B E M P  
SR Cap: IPv4 MPLS-IPv6  
SRGB Base:20000, Range:10001  
SR Alg: metric based SPF, 128  
Node MSD Cap: BMI : 12 ERLD : 15
```

```
LSP ID      : Dut-B.00-00  
Router Cap : 10.20.1.2, D:0, S:0  
TE Node Cap : B E M P  
SR Cap: IPv4 MPLS-IPv6  
SRGB Base:20000, Range:10001  
SR Alg: metric based SPF, 128  
Node MSD Cap: BMI : 12 ERLD : 15  
FAD Sub-Tlv:  
Flex-Algorithm   : 128  
Metric-Type      : delay  
Calculation-Type : 0  
Priority          : 100  
Flags: M
```

```
LSP ID      : Dut-C.00-00  
Router Cap : 10.20.1.3, D:0, S:0  
TE Node Cap : B E M P  
SR Cap: IPv4 MPLS-IPv6  
SRGB Base:20000, Range:10001  
SR Alg: metric based SPF, 128  
Node MSD Cap: BMI : 12 ERLD : 15
```

Level (2) Capability Count : 3

```
=====
```

*A:Dut-B#

Table 59: IS-IS Capability Information Output Fields

Label	Description
Flex-Algorithm	The flexible algorithm number
Priority	Displays the FAD priority; It is the tiebreaker when multiple FADs are received
Metric Type	The metric used by the winning FAD igp — the IGP metric is used te-metric — the TE metric is used delay — the delay metric is used
Calculation Type	Displays the calculation type; for SPF a zero value is only defined
Flags	Displays the FAD Flags; the M-flag is used for inter-area; when set, the metric must be used for inter-area traffic to avoid loops and blackhole traffic on ABR/ASBR

capabilities

Syntax

capabilities [*router-id*]

Context

[\[Tree\]](#) (show>router>ospf capabilities)

[\[Tree\]](#) (show>router>ospf3 capabilities)

Full Context

show router ospf capabilities

show router ospf3 capabilities

Description

This command displays the entries in the Router Information (RI) LSAs.

Parameters

router-id

Lists only the LSAs related to that router ID. If no *router-id* is specified, all database entries are listed.

Platforms

All

Output

OSPF Capabilities Output

The following table describes the standard and detailed command output fields for OSPF capabilities.

Sample Output

```
*A:Dut-C# show router ospf capabilities
=====
Rtr Base OSPFv2 Instance 0 Capabilities
=====
scope      Router Id      Capabilities
-----
Area       10.20.1.2     0x14: Stub P2P-VLAN
              SR Algorithm: IGP-metric-based-SPF
              SR Label Range: start label 22000 range 1001
Area       10.20.1.3     0x14: Stub P2P-VLAN
              SR Algorithm: IGP-metric-based-SPF
              SR Label Range: start label 23030 range 71
Area       10.20.1.4     0x14: Stub P2P-VLAN
              SR Algorithm: IGP-metric-based-SPF
              SR Label Range: start label 24000 range 1001
Area       10.20.1.5     0x14: Stub P2P-VLAN
              SR Algorithm: IGP-metric-based-SPF
              SR Label Range: start label 25000 range 1001
Area       10.20.1.1     0x14: Stub P2P-VLAN
              SR Algorithm: IGP-metric-based-SPF
              SR Label Range: start label 21000 range 1001
Area       10.20.1.2     0x14: Stub P2P-VLAN
              SR Algorithm: IGP-metric-based-SPF
              SR Label Range: start label 22000 range 1001
Area       10.20.1.3     0x14: Stub P2P-VLAN
              SR Algorithm: IGP-metric-based-SPF
              SR Label Range: start label 23030 range 71
-----
No. of LSAs: 7
=====
```

7.9 capture-sap

capture-sap

Syntax

capture-sap [**statistics**] *sap-id*

Context

[\[Tree\]](#) (show>service>id>dynsvc capture-sap)

Full Context

show service id dynamic-services capture-sap

Description

This command displays the status and statistics of a dynamic services capture. Statistics include counters for the number of data triggers received and data trigger drop reasons.



Note:

This command is not available in the MD-CLI.

Parameters

sap-id

Specifies the dynamic services capture SAP.

statistics

Displays data trigger receive and drop reason counters for this dynamic services capture SAP.

Platforms

7450 ESS, 7750 SR, 7750 SR-a, 7750 SR-e, 7750 SR-s, VSR

Output

The following output is an example of capture SAP information.

Sample Output

```
# show service id 10 dynamic-services capture-sap 1/1/1:10.*
=====
Dynamic Services Capture SAP 1/1/1:10.*
=====
Dynamic services policy      : dyn-svc-1
Administrative state        : in-service
-----
Last Mgmt Change           : 01/20/2016 12:54:06
=====
# show service id 10 dynamic-services capture-sap 1/1/1:10.* statistics
=====
Dynamic Services Capture SAP 1/1/1:10.* Statistics
=====
Data packets received by SAP                : 0
-----
Drop Reason Counters
-----
No policy configured at capture SAP level    : 0
No authentication configured in policy       : 0
Data-trigger already exists                  : 0
Lockout is active                           : 0
Reached data-trigger system limit           : 0
No memory available                         : 0
Unsuccessful authentication                 : 0
No data-trigger SAP-id in authentication     : 0
Corresponding dynamic SAP is not created    : 0
=====
```

Table 60: Capture SAP Field Descriptions describes the Capture SAP policy fields.

Table 60: Capture SAP Field Descriptions

Counter	Description
Data packets received by SAP	The number of dynamic service data triggers received on the capture SAP that reached the CPM.
No policy configured at capture SAP level	There is no dynamic-services-policy configured at the capture SAP. This is required to determine the authentication destination.
No authentication configured in policy	The authentication section in the specified in dynamic services policy is missing or incomplete.
Data-trigger already exists	A new data trigger frame is received for an existing data trigger that is authenticated, but the corresponding dynamic SAP is not yet created. The new data trigger packet is dropped.
Lockout is active	The data trigger for this managed SAP is currently in a lockout state due to previous authentication failures.
Reached data-trigger system limit	The maximum number of dynamic service data triggers supported on the system is reached. Additional data triggers are dropped.
No memory available	There is not enough system memory available to process the data trigger.
Unsuccessful authentication	The authentication for a data trigger on this capture SAP failed or timed out.
No data-trigger SAP-id in authentication	The dynamic services data trigger SAP ID is not provided in authentication. This is a mandatory parameter.
Corresponding dynamic SAP is not created	The data trigger successfully authenticated but the corresponding dynamic SAP was not created. This is typically caused by a dynamic services script error.

capture-sap

Syntax

capture-sap [**statistics**] *sap-id*

Context

[Tree] (clear>service>id>dynsvc capture-sap)

Full Context

clear service id dynamic-services capture-sap

Description

This command clears the dynamic services capture SAP control plane statistics (data triggers received and data trigger drop reason counters).

Parameters

statistics

Clears the data trigger statistics for a capture SAP.

sap-id

Specifies the dynamic services capture SAP.

Values		
null	<i>port-id bundle-id bpgrp-id lag-id aps-id eth-sat-id</i>	
dot1q	<i>port-id bundle-id bpgrp-id lag-id aps-id pw-id eth-sat-id:[qtag1 cp-conn-prof-id]</i>	
qinq	<i>port-id bundle-id bpgrp-id lag-id pw-id eth-sat-id:[qtag1 cp-conn-prof-id].[qtag2 cp-conn-prof-id]</i>	
	cp	keyword
	<i>conn-prof-id</i>	1 to 8000
atm	<i>port-id aps-id [:vpi/vci vpi vpi1.vpi2 cp.conn-prof-id]</i>	
	cp	keyword
	<i>conn-prof-id</i>	1 to 8000
frame	<i>port-id aps-id:dldci</i>	
cisco-hdlc	<i>slot/mda/port.channel</i>	
cem	<i>slot/mda/port.channel</i>	
ima-grp	<i>bundle-id [:vpi/vci vpi vpi1.vpi2 cp.conn-prof-id]</i>	
	cp	keyword
	<i>conn-prof-id</i>	1 to 8000
port-id	<i>slot/mda/port[.channel]</i>	
bundle-id	bundle-type-slot/mda.-bundle-num	
	bundle	keyword
	<i>type</i>	ima fr ppp

	<i>bundle-num</i>	1 to 336
bgrp-id	bpgrp-type-bpgrp-num	
	bpgrp	keyword
	<i>type</i>	ima ppp
	<i>bgrp-num</i>	1 to 2000
aps-id	aps-group-id [.channel]	
	aps	keyword
	<i>group-id</i>	1 to 128
eth-tunnel	eth-tunnel-id [: <i>eth-tun-sap-id</i>]	
	<i>id</i>	1 to 1024
	<i>eth-tun-sap-id</i>	0 to 4094
lag-id	lag-id lag-string	
	lag	keyword
	<i>id</i>	1 to 800
	<i>string</i>	23 characters max
pw-id	pw-id	
	pw	keyword
	<i>id</i>	1 to 32767
qtag1	null 0 to 4094	
qtag2	* null 0 to 4094	
vpi	0 to 4095 (NNI) 0 to 255 (UNI)	
vci	1 2 5 to 65535	
dlci	16 to 1022	
tunnel-id	tunnel-id.private <i>public:tag</i>	
	tunnel	keyword
	<i>id</i>	1 to 16
	<i>tag</i>	0 to 4094
eth-sat-id	esat-id/slot/port	
	esat	keyword
	<i>id</i>	1 to 20

pxc-id	pxc-id.sub-port	
	pxc	keyword
	<i>id</i>	1 to 64
	<i>sub-port</i>	a, b

Platforms

7450 ESS, 7750 SR, 7750 SR-a, 7750 SR-e, 7750 SR-s, VSR

7.10 card

card

Syntax

card *slot-number* **cpu** [**sample-period** *seconds*]

card *slot-number* **fp** *fp-number* **dist-cpu-protection**

card *slot-number* **fp** *fp-number* [**tap** *tap-number*] **ingress per-egress-fp-stats**

card *slot-number* **fp** *fp-number* [**tap** *tap-number*] **egress per-ingress-fp-stats**

card *slot-number* **fp** *fp-number* **policy-accounting**

card *slot-number* **memory-pools**

card state

card [*slot-number*]

card [*slot-number*] **detail**

card *slot-number* **fp** *fp-number* **fwd-engine drop-reason statistics**

card *slot-number* **fp** *fp-number* **ingress queue-group mode** {**access** | **network**}

card *slot-number* [**detail**] **fp** *fp-number* **ingress queue-group** *queue-group-name* **instance** [*instance-number*] **mode** {**access** | **network**} [**statistics**]

Context

[\[Tree\]](#) (show card)

Full Context

show card

Description

This command shows card information.

If no command line parameters are specified, a card summary for all cards is displayed.

Parameters

slot-number

Displays information for the specified card slot.

Values Depending on the chassis model, IOM/XCM slots are numbered from 1 to 10. CPM slots are A, B. The 7950 XRS has additional slots C, D (upper or lowercase). SFM slots are not addressed as cards. See the **show sfm** command.

cpu

Displays CPU utilization.

seconds

Displays the number of seconds over which to sample CPU task utilization.

Values 1 to 300

fp-number

Displays information for the specified forwarding plane.

Values 1 to 8

dist-cpu-protection

Displays the distributed CPU protection information.

policy-accounting

Displays the policy accounting information.

memory-pools

Displays the memory pools for the card.

state

Displays provisioned and equipped card and MDA information.

detail

Displays detailed card information.

fwd-engine

Displays forwarding engine information.

drop-reason

Displays drop reason information.

statistics

Displays statistics information.

ingress

Specifies statistics are ingress related.

egress

Specifies statistics are egress related.

tap-number

Displays the source TAP number.

Values 1 to 2

per-egress-fp-stats

Displays packet and octet statistics for unicast traffic sent from the specified FP to each destination FP. Only supported on 7750 SR-1 and 7750 SR-s platforms.

per-ingress-fp-stats

Displays packet and octet statistics for unicast traffic received by the specified FP from each source FP. Only supported on 7750 SR-1 and 7750 SR-s platforms.

queue-group

Displays queue group information.

mode

Specifies the mode in which the card will operate.

access

Displays information for the queue groups related to access mode.

network

Displays information for the queue groups related to network mode.

Platforms

All

Output

See the following sections for sample outputs:

- [Sample Output: show card \(showing the 7750 SR-12\)](#)
- [Sample Output: show card \(showing the 7950 XRS-40\)](#)
- [Output Fields: show card](#)
- [Sample Output: show card state \(showing 7750 SR-12 Chassis\)](#)
- [Sample Output: show card state \(showing 7750 SR-14s Chassis\)](#)
- [Sample Output: show card state \(showing 7450 ESS-12 Chassis\)](#)
- [Sample Output: show card state \(showing a 7950 XRS Chassis\)](#)
- [Output Fields: show card state](#)
- [Sample Output: show card <slot-number> detail \(showing IOM5-e Card\)](#)
- [Sample Output: show card <slot-number> detail \(showing XCM-20 Card\)](#)
- [Output Fields: show card <slot-number> detail \(for an IOM or XCM Card\)](#)
- [Sample Output: show card <slot-number> detail \(showing CPM5 Cards\)](#)
- [Sample Output: show card <slot-number> detail \(showing CPM-x20 Cards\)](#)
- [Output Fields: show card <slot-number> detail \(for a CPM\)](#)
- [Sample Output: show card <slot-number> detail \(showing IOM iwth license detail\)](#)
- [Output Fields: show card <slot-number> detail \(showing IOM with license level\)](#)
- [Sample Output: show card <slot-number> fp fwd-engine drop-reason statistics](#)

- **Output Fields:** `show card<slot-number> fp fwd-engine drop-reason statistics`
- **Sample Output:** `show card <slot-number> fp <fp-number> ingress per-egress-fp-stats`
- **Sample Output:** `show card <slot-number> fp <fp-number> ingress per-egress-fp-stats tap <tap-number>`
- **Sample Output:** `show card <slot-number> fp <fp-number> egress per-ingress-fp-stats`
- **Output Fields:** `show card <slot-number> fp <fp-number> ingress per-egress-fp-stats`

Sample Output: show card (showing the 7750 SR-12)

```
*A:Dut-A# show card
=====
Card Summary
=====
Slot      Provisioned Type           Admin Operational  Comments
          Equipped Type (if different) State State
-----
6         iom4-e                    up    up
7         iom4-e                    up    up
8         iom4-e-hs                 up    up
9         iom4-e                    up    up
A         cpm5                      up    up/active
B         cpm5                      up    up/standby
=====
```

Sample Output: show card (showing the 7950 XRS-40)

```
A:Dut-A# show card
=====
Card Summary
=====
Slot      Provisioned Type           Admin Operational  Comments
          Equipped Type (if different) State State
-----
1         xcm-x20                   up    up
2         xcm-x20                   up    up
A         cpm-x20                   up    up/active
B         cpm-x20                   up    up/standby
C         cpm-x20                   up    down/ext-stby
D         cpm-x20                   up    up/ext-actv
=====
```

Output Fields: show card

[Table 61: Output Field: show card](#) describes the output fields for the **show card** command.

Table 61: Output Field: show card

Label	Description
Slot	The slot number of the card in the chassis.
Provisioned Type	The card type that is configured for the slot. Note: CPMs C and D do not appear in the summary unless the Chassis Topology is Extended (for the 7950 XRS-40).
Equipped Type	The card type that is actually populated in the slot.

Label	Description
	Note: CPMs C and D do not appear in the summary unless the Chassis Topology is Extended (for the 7950 XRS-40).
Admin State	Up — The card is administratively up. Down — The card is administratively down.
Operational State	Up — The card is operationally up. Down — The card is operationally down. active — The CPM is the Active CPM for the system (actively managing the system components, processing various protocols, and so on). standby — The CPM is the Standby CPM. The standby is hot synchronized with the Active CPM. ext-actv — The CPM is operating in an Extension role in a 7950 XRS-40 system and is the active extension CPM for the chassis in which it sits. ext-stby — The CPM is operating in an Extension role in a 7950 XRS-40 system and is the standby extension CPM for the chassis in which it sits.
Comments	Active — Indicates if the CPM is the active state. Standby — Indicates if the CPM is the standby state. No SFM — Indicates no SFM is online that is usable by this card. Pwr Save — Indicates if the card is in power save mode. Lo Power — Indicates if the card is in low power mode. It is prevented from booting by power management. SFM Test — Indicates card is being held in booting because a B2B standalone SFM inter-connect test is in progress. No MDA — Indicates the card is waiting for MDAs. MDAs are either missing or failed.

Sample Output: show card state (showing 7750 SR-12 Chassis)

```
*A:Dut-A# show card state
=====
Card State
=====
Slot/ Provisioned Type Admin Operational Num Num Comments
Id Equipped Type (if different) State State Ports MDA
-----
6 iom4-e up up 2
6/1 me40-lgb-csfp up up 40
6/2 me40-lgb-csfp up up 40
7 iom4-e up up 2
7/1 me40-lgb-csfp up up 40
8 iom4-e-hs up up 2
8/1 me12-10/lgb-sfp+ up up 12
8/2 me40-lgb-csfp up up 40
9 iom4-e up up 2
9/1 me12-10/lgb-sfp+ up up 12
9/2 me12-10/lgb-sfp+ up up 12
A cpm5 up up Active
B cpm5 up up Standby
```


Sample Output: show card state (showing 7750 SR-14s Chassis)

```

A:Dut-0# show card state
=====
Card State
=====
Slot/  Provisioned Type          Admin Operational  Num   Num  Comments
Id     Equipped Type (if different) State State           Ports MDA
-----
1      xcm-14s                    up    up                2
1/1    s18-100gb-qsfp28:he1200g+  up    up                18
1/x2   iom-s-3.0t:he3000g+       up    up
1/x2/1 ms18-100gb-qsfp28         up    up                18
1/x2/2 ms4-400g-qsfpdd+4-100g-qsfp28  up    up                8
2      xcm-14s                    up    up                2
2/x1   iom-s-3.0t:he3000g+       up    up
2/x1/1 ms6-200gb-cfp2-dco        up    up                6
6      xcm-14s                    up    up                2
6/1    s36-400gb-qsfpdd:he4800g+  up    up                36
6/2    s36-100gb-qsfp28:he2400g+  up    up                36
A      cpm-s                      up    up
B      cpm-s                      up    up                Active
                                           Standby
=====

```

Sample Output: show card state (showing 7450 ESS-12 Chassis)

```

A:Dut-B# show card state
=====
Card State
=====
Slot/  Provisioned Type          Admin Operational  Num   Num  Comments
Id     Equipped Type (if different) State State           Ports MDA
-----
6      imm-1pac-fp3              up    up                1
6/1    p1-100g-cfp              up    up                1
7      imm-2pac-fp3              up    up                2
7/2    p20-1gb-sfp              up    up                20
8      imm-2pac-fp3              up    up                2
8/1    isa2-bb                   up    up                7
      p-isa2-ms
8/2    p3-40g-qsfp              up    up                3
A      cpm5                      up    up                Active
B      cpm5                      up    up                Standby
=====

```

Sample Output: show card state (showing a 7950 XRS Chassis)

```

A:Dut-A# show card state
=====
Card State
=====
Slot/  Provisioned Type          Admin Operational  Num   Num  Comments
Id     Equipped Type (if different) State State           Ports MDA
-----
1      xcm-x20                   up    up                2
1/1    cx20-10g-sfp             up    up                20
1/2    cx20-10g-sfp             up    up                20
2      xcm-x20                   up    up                2
2/1    cx20-10g-sfp             up    up                20
A      cpm-x20                   up    up                Active
=====

```

```
B          cpm-x20          up    up          Standby
=====
```

Output Fields: show card state

Table 62: Output Fields: show card state describes the output fields for the **show card state** command.

Table 62: Output Fields: show card state

Label	Description
Slot/MDA	The slot number of the card in the chassis.
Provisioned Type	The card type that is configured for the slot.
Equipped Type	The card type that is actually populated in the slot.
Admin State	Up — The card is administratively up. Down — The card is administratively down.
Operational State	Up — The card is operationally up. Provisioned — There is no card in the slot but it has been pre-configured.
Num Ports	The number of ports available on the MDA.
Num MDA	The number of MDAs installed.
Comments	Active — Indicates if the CPM is the active state. Standby — Indicates if the CPM is the standby state. No SFM — Indicates no SFM is online that is usable by this card. Pwr Save — Indicates if the card is in power save mode. Lo Power — Indicates if the card is in low power mode. It is prevented from booting by power management. SFM Test — Indicates card is being held in booting because a B2B standalone SFM inter-connect test is in progress. No MDA — Indicates the card is waiting for MDAs. MDAs are either missing or failed.

Sample Output: show card <slot-number> detail (showing IOM5-e Card)

```
*A:Dut-A# show card 1 detail
=====
Card 1
=====
Slot      Provisioned Type      Admin Operational      Comments
         Equipped Type (if different)  State State
-----
1         iom5-e:he1200g+      up    up
IOM Card Licensing Data
  Licensed Level      : he1200g+
  Description         : 1.2T /w Agg to 2.4T, High Edge Routing
IOM Card Specific Data
```

```

Clock source           : none
Fail On Error         : Disabled
Reset On Recoverable Error : Disabled
Available MDA slots   : 2
Installed MDAs        : 2
FP 1 Specific Data
WRED Admin State      : Out Of Service
WRED buffer-allocation max : 2500
WRED buffer-allocation min : 2500
WRED reserved-cbs max  : 2500
WRED reserved-cbs min  : 2500
WRED Slope Policy     : default
hi-bw-mc-srcEgress Alarm : disabled
hi-bw-mc-srcEgress Group : 0
mc-path-mgmt Admin State : Out Of Service
Ingress Bandwidth Policy : default
FP Resource Policy    : default
Hw-Agg-Shaping QSets  : True
Hw-Agg-Shaping QSet Size : 4
Hw-Agg-Shaping In Use : saps
Stable Pool Sizing    : False
Ingress Buffer Pool Size : 8257536 KB
Egress Buffer Pool Size  : 8257536 KB
Initial Extract Priority Mode : uniform
HS Pool Policy        : None
HS Fixed High Threshold Delta : default
Generation            : FP4
Network ingress queue policy : default
Hardware Data
Platform type         : 7750
Part number           : 3HE12332CARB01
CLEI code             : INUIAD3HAA
Serial number         : NS1936F7144
Manufacture date      : 09082019
Manufacturing deviations : (Not Specified)
Manufacturing assembly number : 82-0926-03
Administrative state   : up
Operational state     : up
Temperature           : 60C
Temperature threshold : 75C
Software boot (rom) version : X-0.0.I6157 on Thu Jan 16 18:06:36 PST
                        2020 by builder
Software version      : TiMOS-I-21.2.B1-6 iom/hops64 Nokia 7750 SR
                        Copyright (c) 2000-2021 Nokia.
                        All rights reserved. All use subject to
                        applicable license agreements.
                        Built on Fri Feb 5 18:15:30 PST 2021 by
                        builder in /builds/c/212B/B1-6/panos/main/
                        sros
Time of last boot     : 2021/02/09 07:35:30
Current alarm state   : alarm cleared
Base MAC address      : 14:7b:ac:b4:b0:e1
Firmware revision status : acceptable
Last bootup reason    : clear card
Memory capacity       : 16,384 MB
=====
*A:Dut-A#
  
```

Sample Output: show card <slot-number> detail (showing XCM-20 Card)

```

A:bkvm20# show card 2 detail
=====
Card 2
  
```

```

=====
Slot      Provisioned Type      Admin Operational  Comments
          Equipped Type (if different)  State State
-----
2         xcm2-x20
          (not equipped)
          up      provisioned
IOM Card Specific Data
  Clock source           : none
  Fail On Error          : Disabled
  Available MDA slots    : 2
  Installed MDAs         : 0
FP 1 Specific Data
  WRED Admin State       : Out Of Service
  WRED buffer-allocation max : 2500
  WRED buffer-allocation min : 2500
  WRED reserved-cbs max   : 2500
  WRED reserved-cbs min   : 2500
  WRED Slope Policy      : default
  hi-bw-mc-srcEgress Alarm : disabled
  hi-bw-mc-srcEgress Group : 0
  mc-path-mgmt Admin State : Out Of Service
  Ingress Bandwidth Policy : default
  FP Resource Policy      : default
  Stable Pool Sizing      : False
  Initial Extract Priority Mode : uniform
  Generation              : FP4
  Network ingress queue policy : default
FP 2 Specific Data
  WRED Admin State       : Out Of Service
  WRED buffer-allocation max : 2500
  WRED buffer-allocation min : 2500
  WRED reserved-cbs max   : 2500
  WRED reserved-cbs min   : 2500
  WRED Slope Policy      : default
  hi-bw-mc-srcEgress Alarm : disabled
  hi-bw-mc-srcEgress Group : 0
  mc-path-mgmt Admin State : Out Of Service
  Ingress Bandwidth Policy : default
  FP Resource Policy      : default
  Stable Pool Sizing      : False
  Initial Extract Priority Mode : uniform
  Generation              : FP4
  Network ingress queue policy : default
FP 3 Specific Data
  WRED Admin State       : Out Of Service
  WRED buffer-allocation max : 2500
  WRED buffer-allocation min : 2500
  WRED reserved-cbs max   : 2500
  WRED reserved-cbs min   : 2500
  WRED Slope Policy      : default
  hi-bw-mc-srcEgress Alarm : disabled
  hi-bw-mc-srcEgress Group : 0
  mc-path-mgmt Admin State : Out Of Service
  Ingress Bandwidth Policy : default
  FP Resource Policy      : default
  Stable Pool Sizing      : False
  Initial Extract Priority Mode : uniform
  Generation              : FP4
  Network ingress queue policy : default
Hardware Data
  Platform type          : N/A
  Part number            :
  CLEI code              :
  Serial number          :
  
```

```

Manufacture date      :
Manufacturing deviations : (Not Specified)
Manufacturing assembly number :
Administrative state  : up
Operational state     : provisioned
Software boot (rom) version : (Not Specified)
Software version      : (Not Specified)
Time of last boot     : N/A
Current alarm state   : alarm cleared
Base MAC address      :
Last bootup reason    :
Memory capacity       : 0 MB
Hardware Resources (Power-Zone 1)
Voltage
  Minimum             : 0.00 Volts (N/A)
  Current              : 0.00 Volts
  Peak                 : 0.00 Volts (N/A)
Wattage
  Minimum             : 0.00 Watts (N/A)
  Current              : 0.00 Watts
  Peak                 : 0.00 Watts (N/A)
  Max Required        : 282.00 Watts
Amperage
  Minimum             : 0.00 Amps (N/A)
  Current              : 0.00 Amps
  Peak                 : 0.00 Amps (N/A)
=====
A:bkvm20#

```

Output Fields: show card <slot-number> detail (for an IOM or XCM Card)

Table 63: [Output Fields: show card <slot-number> detail \(for an IOM or XCM Card\)](#) describes the output fields for the **show card detail** command.

Table 63: *Output Fields: show card <slot-number> detail (for an IOM or XCM Card)*

Label	Description
Clock source	Source of clock for the IOM. Currently this parameter always displays "none".
Available MDA slots	The number of MDA slots available on the IOM.
Installed MDAs	The number of MDAs installed on the IOM.
FP Resource Policy	The FP resource policy for the specified FP.
Initial Extract Priority Mode	The scheme used to select the initial drop priority of extracted control plane traffic. uniform — Initializes the drop priority of all extracted control traffic as high priority. l3-classify — Initializes the drop priority of all Layer 3 extracted control traffic (for example, BGP or OSPF) based on the QoS classification of the packets. See "Classification-Based Priority for Extracted Protocol Traffic" in the <i>7450 ESS, 7750 SR, 7950 XRS, and VSR System Management Guide</i> for more details.
Part number	The IOM part number.
CLEI code	The Common Language Location Identifier (CLLI) code string for the router.
Serial number	The serial number. Not user-modifiable.

Label	Description
Manufacture date	The chassis manufacture date. Not user-modifiable.
Manufacturing string	Factory-inputted manufacturing text string. Not user-modifiable.
Manufacturing deviations	Displays a record of changes by manufacturing to the hardware or software that is outside the normal revision control process.
Administrative state	Up — The card is administratively up. Down — The card is administratively down.
Operational state	Up — The card is operationally up. Down — The card is operationally down.
Temperature	Internal chassis temperature.
Temperature threshold	The value above which the internal temperature must rise in order to indicate that the temperature is critical.
Software boot version	The version of the boot image.
Software version	The software version number.
Time of last boot	The date and time the most recent boot occurred.
Current alarm state	Displays the alarm conditions for the specific board.
Base MAC address	Displays the base MAC address of the hardware component.
Memory capacity	Displays the memory capacity of the card.
Generation	Displays the FP generation of the assembly. N/A is displayed if there is no XMA installed in the card slot.
Comments	Active — Indicates if the CPM is the active state. Standby — Indicates if the CPM is the standby state. No SFM — Indicates no SFM is online that is usable by this card. Pwr Save — Indicates if the card is in power save mode. Lo Power — Indicates if the card is in low power mode. It is prevented from booting by power management. SFM Test — Indicates card is being held in booting because a B2B standalone SFM inter-connect test is in progress. No MDA — Indicates the card is waiting for MDAs. MDAs are either missing or failed.
Network ingress queue policy	Displays the name of the network ingress queue policy applied to the FP.

Sample Output: show card <slot-number> detail (showing CPM5 Cards)

```
B:Dut-D# show card A detail
```

```

=====
Card A
=====
Slot      Provisioned Type      Admin Operational  Comments
          Equipped Type (if different)  State State
-----
A         cpm5
BOF last modified      : N/A
Config file version    : FRI APR 12 01:08:10 2019 UTC
Config file last modified : N/A
Config file last saved : 2019/04/16 21:08:31
M/S clocking ref state : primary
Flash - cf1:
  Administrative State : up
  Operational state    : up
  Serial number        : 20101124004146824682
  Firmware revision    : 20091110
  Model number         : SMART CF
  Size                 : 3,907 MB
  Free space           : 798,240 KB
  Percent Used         : 80 %
Flash - cf2:
  Administrative State : up
  Operational state    : up
  Serial number        : 20101124004180EB80EB
  Firmware revision    : 20091110
  Model number         : SMART CF
  Size                 : 3,907 MB
  Free space           : 1,562 MB
  Percent Used         : 59 %
Flash - cf3:
  Administrative State : up
  Operational state    : up
  Serial number        : 000060089160A700003F
  Firmware revision    : 110301a
  Model number         : SFCF32GBH1B04T0-I-NC-543-ALU
  Size                 : 31,248 MB
  Free space           : 27,771 MB
  Percent Used         : 11 %
Hardware Data
Platform type          : 7750
Part number            : 3HE08423AARC01
CLEI code              : IPUCBGZ1AA
Serial number          : NS155160462
Manufacture date       : 12222015
Manufacturing deviations : (Not Specified)
Manufacturing assembly number : 82-0553-05
Administrative state   : up
Operational state      : up
Temperature            : 51C
Temperature threshold  : 75C
Software boot (rom) version : X-13.0.R4 on Wed Jul 29 15:56:20 PDT 2015
                        by builder
Software version        : TiMOS-C-16.0.R6 cpm/hops64 Nokia 7750 SR
                        Copyright (c) 2000-2019 Nokia.
                        All rights reserved. All use subject to
                        applicable license agreements.
                        Built on Wed Feb 27 14:42:05 PST 2019 by
                        builder in /builds/c/160B/R6/panos/main
Time of last boot      : 2019/04/15 09:31:29
Current alarm state    : alarm cleared
Base MAC address       : e4:81:84:81:ca:06
Firmware revision status : acceptable
Memory capacity        : 16,384 MB
  
```

```

System timing oscillator type : OCX0
=====
A:MLS2-SR164# show card "b" detail
=====
Card B
=====
Slot      Provisioned Type      Admin Operational  Comments
          Equipped Type (if different)  State State
-----
B         cpm5
BOF last modified      : N/A
Config file version   :
Config file last modified : N/A
Config file last saved : N/A
M/S clocking ref state : secondary
Flash - cf1:
  Administrative State : up
  Operational state    : not equipped
Flash - cf2:
  Administrative State : up
  Operational state    : not equipped
Flash - cf3:
  Administrative State : up
  Operational state    : up
  Serial number        : 000060078551A1000397
  Firmware revision    : 110301a
  Model number         : SFCF4096H1B02T0-I-D1-543-ALU
  Size                 : 3,904 MB
  Free space           : 1,135 MB
  Percent Used         : 70 %
Hardware Data
Platform type         : 7750
Part number           : 3HE08423AARC01
CLEI code             : IPUCBGZ1AA
Serial number         : NS160164783
Manufacture date      : 01172016
Manufacturing deviations : (Not Specified)
Manufacturing assembly number : 82-0553-05
Administrative state   : up
Operational state     : up
Temperature           : 50C
Temperature threshold : 75C
Software boot (rom) version : X-13.0.R4 on Wed Jul 29 15:56:20 PDT 2015
                        by builder
Software version       : TiM05-C-16.0.R6 cpm/hops64 Nokia 7750 SR
                        Copyright (c) 2000-2019 Nokia.
                        All rights reserved. All use subject to
                        applicable license agreements.
                        Built on Wed Feb 27 14:42:05 PST 2019 by
                        builder in /builds/c/160B/R6/panos/main
Time of last boot     : 2019/04/15 09:32:04
Current alarm state   : alarm cleared
Base MAC address      : e4:81:84:81:db:7c
Firmware revision status : acceptable
Memory capacity       : 16,384 MB
System timing oscillator type : OCX0
=====

```

Sample Output: show card <slot-number> detail (showing CPM-x20 Cards)

```

*A:bkSim3107# show card A detail
=====
Card A
=====

```



```
=====
Slot Provisioned Type Admin Operational Comments
Equipped Type (if different) State State
-----
A cpm-x20 up up/active

BOF last modified : 2013/05/15 12:33:22
Config file version : FRI MAR 08 13:24:58 2013 UTC
Config file last modified : 2013/05/15 12:34:22
Config file last saved : 2013/05/15 12:36:22
M/S clocking ref state : primary

Flash - cf1:
Administrative State : up
Operational state : up
Serial number : serial-1
Firmware revision : v1.0
Model number : PC HD 1
Size : 1,950 MB
Free space : 1,950 MB

Flash - cf2:
Administrative State : up
Operational state : up
Serial number : serial-2
Firmware revision : v1.0
Model number : PC HD 2
Size : 0 Bytes
Free space : 0 Bytes

Flash - cf3:
Administrative State : up
Operational state : up
Serial number : serial-3
Firmware revision : v1.0
Model number : PC HD 3
Size : 18,432 Bytes
Free space : 6,144 Bytes
Hardware Data
Platform type : 7950
Part number : Sim Part#
CLEI code : Sim CLEI
Serial number : card-11
Manufacture date : 01012003
Manufacturing deviations : Sim MfgDeviation card-11
Manufacturing assembly number : 01-2345-67
Administrative state : up
Operational state : up
Temperature : -1C
Temperature threshold : 75C
Software boot (rom) version : simulated
Software version : TiMOS-C-11.0.R2 cpm/i386 Nokia 7950 XRS*
Time of last boot : 2013/05/13 08:10:33
Current alarm state : alarm cleared
Base MAC address : ac:9f:0b:00:00:01
Memory capacity : 3,072 MB

Inter Chassis CPM Interconnect
CPM Interconnect Port 1
Oper State : up
SFF Status : operational

CPM Interconnect Port 2
...
```

```

* indicates that the corresponding row element may have been truncated.
=====
*A:Dut-A# show card D detail
=====
Card D
=====
Slot   Provisioned Type           Admin Operational  Comments
       Equipped Type (if different) State State
-----
D      cpm-x20                    up    up/ext-stby

BOF last modified           : N/A
Config file version         :
Config file last modified   : N/A
Config file last saved      : N/A
M/S clocking ref state      : secondary

Flash - cf1:
  Administrative State      : up
  Operational state         : up
  Serial number              : WE11K6300191
  Firmware revision         : 2.1ME
  Model number               : WDC SSD-D0128S-7117
  Size                       : 122,089 MB
  Free space                 : 122,089 MB

Flash - cf2:
  Administrative State      : up
  Operational state         : not equipped

Flash - cf3:
  Administrative State      : up
  Operational state         : up
  Serial number              : SPG2012061404165
  Firmware revision         : 20101222
  Model number               : SMART CF
  Size                       : 3,907 MB
  Free space                 : 3,802 MB

Hardware Data
  Platform type              : 7950
  Part number                : 3HE07116AARB01
  CLEI code                  : IPUCA9T1AA
  Serial number              : NS13426D067
  Manufacture date           : 03162014
  Manufacturing deviations    : (Not Specified)
  Manufacturing assembly number : 82-0488-05
  Administrative state       : up
  Operational state         : up
  Temperature                : 39C
  Temperature threshold      : 75C
  Software boot (rom) version : X-12.0.B1-120 on Wed Jul 16 18:55:26 PDT
                             2014 by builder
  Software version           : TiM05-C-12.0.B1-120 cpm/hops64 Nokia_7950 XRS
                             7950 Copyright (c) 2000-2016 Nokia
                             All rights reserved. All use subject to
                             applicable license agreements.
                             Built on Wed Jul 16 19:26:12 PDT 2014 by
                             builder in /rel12.0/b1/B1-120/panos/main

Time of last boot           : 2014/07/17 13:41:28
Current alarm state         : alarm cleared
  
```

```

Base MAC address      : 00:d0:f6:f3:3c:9e
Memory capacity      : 8,192 MB

Hardware Resources (Power-Zone 2)
Voltage
  Minimum            : 53.10 Volts (07/17/2014 12:40:28)
  Current            : 53.16 Volts
  Peak              : 54.15 Volts (07/17/2014 12:18:27)
Wattage
  Minimum            : 151.10 Watts (07/17/2014 13:31:23)
  Current            : 202.61 Watts
  Peak              : 208.79 Watts (07/17/2014 13:00:07)
  Max Required       : 204.00 Watts
Amperage
  Minimum            : 3.69 Amps (07/17/2014 12:18:27)
  Current            : 3.82 Amps
  Peak              : 3.94 Amps (07/17/2014 13:07:25)

Inter Chassis CPM Interconnect
CPM Interconnect Port 1
  Oper State         : up
  SFF Status         : operational
CPM Interconnect Port 2
  Oper State         : up
  SFF Status         : operational
=====
  
```

Output Fields: show card <slot-number> detail (for a CPM)

Table 64: Output Fields: show card <slot-number> detail (for a CPM) describes the output fields for the show card detail command for a CPM card.

Table 64: Output Fields: show card <slot-number> detail (for a CPM)

Label	Description
Slot	The slot of the card in the chassis.
Card Provisioned	The CPM type that is configured for the slot. Note: CPMs C and D will not show up in the summary unless the Chassis Topology is Extended (XRS-40).
Card Equipped	The CPM type that is actually populated in the slot. Note: CPMs C and D will not show up in the summary unless the Chassis Topology is Extended (XRS-40).
Admin State	Up — The CPM is administratively up. Down — The CPM is administratively down.
Operational State	Up — The CPM is operationally up. Down — The CPM is operationally down.
Inter chassis cpm interconnect	Up — The CPM is operationally up. Down — The CPM is operationally down.
BOF last modified	The date and time of the most recent BOF modification.
Config file version	The configuration file version.
Config file last modified	The date and time of the most recent config file modification.

Label	Description
Config file last modified	The date and time of the most recent config file modification.
Config file last saved	The date and time of the most recent config file save.
CPM card status	active — The card is acting as the primary (active) CPM in a redundant system. standby — The card is acting as the standby (secondary) CPM in a redundant system.
Administrative state	Up — The CPM is administratively up. Down — The CPM is administratively down.
Operational state	Up — The CPM is operationally up. Down — The CPM is operationally down.
Serial number	The compact flash part number. Not user modifiable.
Firmware revision	The firmware version. Not user modifiable.
Model number	The compact flash model number. Not user modifiable.
Size	The amount of space available on the compact flash card.
Free space	The amount of space remaining on the compact flash card.
Part number	The CPM part number.
CLEI code	The code used to identify the router.
Serial number	The CPM part number. Not user modifiable.
Manufacture date	The chassis manufacture date. Not user modifiable.
Manufacturing string	Factory-set manufacturing text string. Not user modifiable.
Administrative state	Up — The card is administratively up. Down — The card is administratively down.
Operational state	Up — The card is operationally up. Down — The card is operationally down.
Time of last boot	The date and time the most recent boot occurred.
Current alarm state	Displays the alarm conditions for the specific board.
Status	Displays the current status.
Temperature	Internal chassis temperature.
Temperature threshold	The value above which the internal temperature must rise in order to indicate that the temperature is critical.
Software boot version	The version of the boot image.

Label	Description
Memory capacity	The total amount of memory.
Comments	<p>Active — Indicates if the CPM is the active state.</p> <p>Standby — Indicates if the CPM is the standby state.</p> <p>No SFM — Indicates no SFM is online that is usable by this card.</p> <p>Pwr Save — Indicates if the card is in power save mode.</p> <p>Lo Power — Indicates if the card is in low power mode. It is prevented from booting by power management.</p> <p>SFM Test — Indicates card is being held in booting because a B2B standalone SFM inter-connect test is in progress.</p> <p>No MDA — Indicates the card is waiting for MDAs. MDAs are either missing or failed.</p>

Sample Output: show card <slot-number> detail (showing IOM iwth license detail)

```
*A:bkvm18# show card 1 detail
=====
Card 1
=====
Slot      Provisioned Type      Admin Operational  Comments
          Equipped Type (if different)  State State
-----
1         iom5-e:hel200g+      up    up
IOM Card Licensing Data
  Licensed Level           : hel200g+
  Description               : 1.2T /w Agg to 2.4T, High Edge Routing
  Licensed Bandwidth Used  : 900 Gbps
IOM Card Specific Data
  Clock source              : none
  Fail On Error             : Disabled
  Reset On Recoverable Error : Disabled
  Available MDA slots       : 2
  Installed MDAs            : 0
FP 1 Specific Data
  WRED Admin State          : Out Of Service
  WRED buffer-allocation max : 2500
  WRED buffer-allocation min : 2500
  WRED reserved-cbs max     : 2500
  WRED reserved-cbs min    : 2500
  WRED Slope Policy         : default
  hi-bw-mc-srcEgress Alarm  : disabled
  hi-bw-mc-srcEgress Group  : 0
  mc-path-mgmt Admin State  : Out Of Service
  Ingress Bandwidth Policy  : default
  FP Resource Policy         : default
  Stable Pool Sizing        : False
  Ingress Buffer Allocation  : 50.00
  Initial Extract Priority Mode : uniform
  HS Pool Policy             : None
  HS Fixed High Threshold Delta : default
  Generation                 : FP4
  Network ingress queue policy : default
Hardware Data
  Platform type              : N/A
  Part number                :
  CLEI code                  :
```

```

Serial number      :
Manufacture date  :
Manufacturing deviations : (Not Specified)
Manufacturing assembly number :
Administrative state : up
Operational state : provisioned
Software boot (rom) version : (Not Specified)
Software version  : (Not Specified)
Time of last boot : N/A
Current alarm state : alarm cleared
Base MAC address  :
Last bootup reason :
Memory capacity   : 0 MB
    
```

Output Fields: show card <slot-number> detail (showing IOM with license level)

Table 65: Output Fields: show card <slot-number> detail (showing IOM with license level) describes the output fields for the **show card detail** command with IOM licensing information.

Table 65: Output Fields: show card <slot-number> detail (showing IOM with license level)

Label	Description
Slot	The slot of the card in the chassis.
Provisioned Type	The IOM type and level that is configured for the slot.
Equipped Type (if different)	The IOM type and level that is actually populated in the slot if it is different than the Provisioned Type.
Admin State	Up — The IOM is administratively up. Down — The IOM is administratively down.
Operational State	Up — The IOM is operationally up. Down — The IOM is operationally down.
Licensed Level	License level of the card.
Description	Description of the license.
Licensed Bandwidth Used	The total connector bandwidth configured on the assembly.
Comments	Active — Indicates if the CPM is the active state. Standby — Indicates if the CPM is the standby state. No SFM — Indicates no SFM is online that is usable by this card. Pwr Save — Indicates if the card is in power save mode. Lo Power — Indicates if the card is in low power mode. It is prevented from booting by power management. SFM Test — Indicates card is being held in booting because a B2B standalone SFM inter-connect test is in progress. No MDA — Indicates the card is waiting for MDAs. MDAs are either missing or failed.

Sample Output: show card <slot-number> fp fwd-engine drop-reason statistics

```
*A:cses-V93# show card 1 fp 1 fwd-engine drop-reason statistics
=====
Card 1 FP 1 Egress Forwarding Engine Drop Reason Statistics
=====
Egress Encapsulation Exceeded          0
MTU Exceeded                           0
Frame too big for port                  4
=====
```

Output Fields: show card<slot-number> fp fwd-engine drop-reason statistics

Table 66: [Output Fields: show card slot-number fp fwd-engine drop-reason](#) describes the output fields for the **show card fp fwd-engine drop-reason** command.

Table 66: Output Fields: show card slot-number fp fwd-engine drop-reason

Label	Description
Card	The card in the chassis.
FP	The egress forwarding plane hardware component.
Egress Encapsulation Exceeded	Addition of egress encapsulation headers would have exceeded the maximum frame size.
MTU Exceeded	Protocol supports packet fragmentation but fragmentation was blocked (for example, packet is IPv6 or packet is IPv4 and DF set to one).
Frame too big for port	Final check before transmitting has detected frame exceeded the port MTU.



Note:

A single frame can only result in one drop reason statistic being incremented.

Sample Output: show card <slot-number> fp <fp-number> ingress per-egress-fp-stats

```
# show card 4 fp 5 ingress per-egress-fp-stats
=====
Card 4 FP 5 TAP 1 (Ingress Per-Egress FP Statistics)
=====
To FP/TAP      Priority          Forwarded Packets  Forwarded Octets
-----
1 - 2/1        Expedite         0                  0
                Best-Effort     114919092         114919092000
4 - 5/1        Expedite         792                788688
                Best-Effort     0                  0
A - 1/1        Expedite         5782               2154196
                Best-Effort     0                  0
=====
Card 4 FP 5 TAP 2 (Ingress Per-Egress FP Statistics)
=====
To FP/TAP      Priority          Forwarded Packets  Forwarded Octets
-----
1 - 2/1        Expedite         0                  0
                Best-Effort     114919195         114919195000
=====
```

Sample Output: show card <slot-number> fp <fp-number> ingress per-egress-fp-stats tap <tap-number>

```
*A:Dut-A# show card 4 fp 5 ingress per-egress-fp-stats tap 1
=====
Card 4 FP 5 TAP 1 (Ingress Per-Egress FP Statistics)
=====
To FP/TAP      Priority          Forwarded Packets  Forwarded Octets
-----
1 - 2/1        Expedite         0                  0
                Best-Effort     115935212         115935212000
4 - 5/1        Expedite         792                788688
                Best-Effort     0                  0
A - 1/1        Expedite         5816               2169292
                Best-Effort     0                  0
=====

*A:Dut-A# show card 4 fp 5 ingress per-egress-fp-stats tap 2
=====
Card 4 FP 5 TAP 2 (Ingress Per-Egress FP Statistics)
=====
To FP/TAP      Priority          Forwarded Packets  Forwarded Octets
-----
1 - 2/1        Expedite         0                  0
                Best-Effort     115935316         115935316000
=====
```

Sample Output: show card <slot-number> fp <fp-number> egress per-ingress-fp-stats

```
# show card 1 fp 1 egress per-ingress-fp-stats
=====
Card 1 FP 1 TAP 1 Egress Per-Ingress FP Statistics
=====
To FP/TAP      Priority          Received Packets   Received Octets
-----
1 1/1          Expedite         172437             2207203840
                Best-Effort     12345678           3160493568
1 2/1          Expedite         103446             1324118016
                Best-Effort     987654             252839424
1 3/1          Expedite         6899108            883085824
                Best-Effort     11223344           2873176064
1 4/1          Expedite         0                  0
                Best-Effort     0                  0
2 1/1          Expedite         0                  0
                Best-Effort     0                  0
2 2/2          Expedite         0                  0
                Best-Effort     0                  0
=====
```

Output Fields: show card <slot-number> fp <fp-number> ingress per-egress-fp-stats

Table 67: Output Fields: egress and ingress card statistics per ingress or egress FP describes the output fields for the egress and ingress card statistics per ingress or egress FP.

Table 67: Output Fields: egress and ingress card statistics per ingress or egress FP

Label	Description
To FP/TAP	Displays the To forwarding plane TAP information.

Label	Description
Priority	Displays the priority (Best-Effort, Expedite, or Auto-Expedite).
Forwarded Packets	Displays the unicast packet statistics sent from the specified FP to the destination FP.
Forwarded Octets	Displays the unicast octet statistics sent from the specified FP to the destination FP.

card

Syntax

card *slot-number*

card *slot-number fp fp-number hs-pool high-water-mark*

card *slot-number fp fp-number hs-pool high-water-mark mid-pool [value]*

card *slot-number fp fp-number hs-pool high-water-mark root-pool [value]*

card *slot-number fp fp-number hs-pool high-water-mark system*

card *slot-number fp fp-number dist-cpu-protection*

card *slot-number fp fp-number ingress per-egress-fp-stats*

card *slot-number fp fp-number egress per-ingress-fp-stats*

card *slot-number soft [hard-reset-unsupported-mdas]*

card *slot-number fp fp-number fwd-engine drop-reason statistics*

card *slot-number fp fp-number ingress mode {access | network} queue-group group-name instance instance statistics*

Context

[\[Tree\]](#) (clear card)

Full Context

clear card

Description

This command re-initializes the card in the specified slot. A **clear card** command (without the soft) is referred to as a *Hard Reset*. A **clear card x soft** command (with the soft) is referred to as a *Soft Reset*.

Parameters

slot-number

Clears information for the specified card slot.

Values 1 to 20, A, B, C, D

fp-number

Displays information for the specified forwarding plane.

Values 1 to 8

high-water-mark

Clears the high water marks within the HS pool on the specified card and FP.

mid-pool

Clears the high water marks within the mid pools in the HS pool and on the specified card and FP.

Values 1 to 16

root-pool

Clears the high water marks within the root pools in the HS pool and on the specified card and FP.

Values 1 to 16

system

Clears the high water marks within the in the HS system pool and on the specified card and FP.

dist-cpu-protection

Clears the distributed CPU protection information.

soft

Issues a soft reset of the I/O module (IOM).

hard-reset-unsupported-mdas

Allows a soft reset operation when some of the MDA's cannot perform a soft reset. A soft reset is performed on MDAs that support a soft reset and a hard reset is performed on MDAs that do not support soft resets.

fwd-engine

Specifies to clear the forwarding engine information.

drop-reason

Specifies to clear the drop reason information.

statistics

Specifies to clear the statistics.

ingress

Specifies to clear the ingress information.

egress

Specifies to clear the egress information.

per-egress-fp-stats

Specifies to clear packet and octet statistics for unicast traffic sent from the specified FP to each destination FP. Only supported on 7750 SR-1 and 7750 SR-s platforms.

per-ingress-fp-stats

Specifies to clear packet and octet statistics for unicast traffic received by the specified FP from each source FP. Only supported on 7750 SR-1 and 7750 SR-s platforms.

mode

Specifies the mode in which the card is to operate.

access

Specifies to clear the access mode information.

network

Specifies to clear the network mode information.

group-name

Specifies the group name, to a maximum of 32 characters.

instance

Specifies the instance of the named queue group to be cleared.

Values 1 to 65535

Platforms

All

card

Syntax

card *slot-number* **fp** *fp-number* **queue-group** *queue-group-name* **instance** *instance-id* [{**access** | **network**}] [{**ingress** | **egress**}] [**arbiter** {*name* | *root*}] [**port** *port-id*] [{**detail** | **root-detail** | **thresholds** | **priority-info** | **depth**}]

Context

[\[Tree\]](#) (show>qos>policer-hierarchy card)

Full Context

show qos policer-hierarchy card

Description

This command displays physical card related information.

Parameters

slot-number

Displays information about the slot number of the card in the chassis. The maximum slot number is platform dependent.

Values 1 to 10

fp-number

Displays information about the specified forwarding plane number.

Values 1

queue-group-name

Displays information about the specified queue group name, up to 32 characters.

instance-id

Displays information about the instance of the named queue group.

Values 1 to 65535

name

Displays information about the name of the QoS arbiter.

root

Displays information about the arbiter root.

port-id

Displays information about the specified port ID.

access

Displays policer-hierarchy statistics applied on an access port.

network

Displays policer-hierarchy statistics applied on a network port.

ingress

Displays ingress queue group information.

egress

Displays egress queue group information.

detail

Displays detailed information.

root-detail

Displays detailed information about the arbiter root.

thresholds

Displays the threshold, parenting, rate, and traffic information related to a policer.

priority-info

Displays the threshold information related to the root arbiter.

depth

Displays the bucket depth, parenting, rate, and traffic information related to a policer.

Platforms

7450 ESS, 7750 SR, 7750 SR-e, 7750 SR-s, 7950 XRS, VSR

card

Syntax

card [*slot-num*]

card [*slot-num*] **all**

Context

[\[Tree\]](#) (tools>dump>resource-usage card)

Full Context

tools dump resource-usage card

Description

This command displays resource information for cards.

Parameters

slot-num

Specifies a card slot.

Values 1 to 10

all

Displays all available information for the card, including resource usage information for all child objects of the card such as FPs and MDAs.

Platforms

All

card

Syntax

```
card slot-number fp fp-number ingress {access | network} queue-group queue-group-name instance  
instance-id [absolute | percent-rate] [interval seconds] [repeat repeat] policer policer-id [reference-  
rate]
```

```
card slot-number fp fp-number ingress [tap tap-number] per-egress-fp-stats [interval seconds] [repeat  
repeat] [absolute | rate]
```

```
card slot-number fp fp-number [tap tap-number] egress per-ingress-fp-stats [interval seconds] [repeat  
repeat] [absolute | rate]
```

Context

[\[Tree\]](#) (monitor card)

Full Context

monitor card

Description

This command monitors statistics in an ingress and egress Forwarding Plane (FP).

Parameters

slot-number

Monitors information on the specified card slot.

Values 1 to 20 (The maximum slot number is platform dependent)

fp-number

Monitors information on the specified FP.

Values 1 to 8

ingress

Monitors information on the ingress.

egress

Monitors information on the egress.

access

Displays policer statistics on the FP access.

network

Displays policer statistics on the FP network.

queue-group-name

Specifies the queue group name, up to 32 characters.

instance-id

Specifies the identification of a specific instance of the queue group.

Values 1 to 65535

absolute

Displays the raw statistics, without processing. No calculations are performed on the delta or rate statistics.

percent-rate

Displays the rate-per-second for each statistic based on the reference rate of 10G.

seconds

Specifies the interval for each display in seconds.

Values 11 to 60

Default 11

repeat

Specifies how many times the command is repeated.

Values 1 to 999

Default 10

policer-id

Must exist within the queue-group template applied to the ingress context of the forwarding plane.

Values 1 to 32

reference-rate

Displays the rate-per-second for each statistic as a percentage based on the reference rate specified.

Values 100M, 1G, 10G, 40G, 100G, 400G

Default 10G

tap-number

Specifies the source TAP.

Values 1 to 2

per-egress-fp-stats

Displays packet and octet statistics for unicast traffic sent from the specified FP to each destination FP.

per-ingress-fp-stats

Displays packet and octet statistics for unicast traffic received by the specified FP from each source FP.

rate

Displays the rate-per-second for each statistic instead of the delta.

Platforms

All

Output

See the following sections for sample outputs:

- [Sample Output Ingress per-egress-fp-stats](#)
- [Sample Output Ingress per-egress-fp-stats rate](#)
- [Sample Output Ingress per-egress-fp-stats absolute](#)
- [Sample Output Ingress per-egress-fp-stats absolute tap](#)
- [Sample Output Ingress per-egress-fp-stats rate tap](#)
- [Sample Output Ingress per-egress-fp-stats](#)
- [Sample Output Ingress per-ingress-fp-stats tap](#)
- [Sample Output Egress per-ingress-fp-stats interval repeat](#)
- [Sample Output Egress per-ingress-fp-stats interval repeat rate](#)

Sample Output Ingress per-egress-fp-stats

```
# monitor card "4" fp 5 ingress per-egress-fp-stats
=====
=====
At time t = 0 sec (Base Statistics)
=====
Card: 4 FP: 5 Tap: 1 (Ingress Per-Egress FP Statistics)
-----
To FP/TAP  Priority          Forwarded Packets Forwarded Octets
-----
```

```

1 - 2/1    Expedite      0          0
          Best-Effort 42659137   42659137000
4 - 5/1    Expedite      792        788688
          Best-Effort 0          0
A - 1/1    Expedite     3338       1054788
          Best-Effort 0          0
-----
Card: 4 FP: 5 Tap: 2 (Ingress Per-Egress FP Statistics)
-----
To FP/TAP  Priority          Forwarded Packets Forwarded Octets
-----
1 - 2/1    Expedite          0          0
          Best-Effort 42659012        42659012000
=====
At time t = 11 sec (Mode: Delta)
=====
Card: 4 FP: 5 Tap: 1 (Ingress Per-Egress FP Statistics)
-----
To FP/TAP  Priority          Forwarded Packets Forwarded Octets
-----
1 - 2/1    Expedite          0          0
          Best-Effort 1375377         1375377000
4 - 5/1    Expedite          0          0
          Best-Effort 0              0
A - 1/1    Expedite         46         20832
          Best-Effort 0              0
-----
Card: 4 FP: 5 Tap: 2 (Ingress Per-Egress FP Statistics)
-----
To FP/TAP  Priority          Forwarded Packets Forwarded Octets
-----
1 - 2/1    Expedite          0          0
          Best-Effort 1375605         1375605000
  
```

Sample Output Ingress per-egress-fp-stats rate

```

# monitor card "4" fp 5 ingress per-egress-fp-stats rate
=====
At time t = 0 sec (Base Statistics)
=====
Card: 4 FP: 5 Tap: 1 (Ingress Per-Egress FP Statistics)
-----
To FP/TAP  Priority          Forwarded Packets Forwarded Octets
-----
1 - 2/1    Expedite          0          0
          Best-Effort 45802801        45802801000
4 - 5/1    Expedite          792        788688
          Best-Effort 0          0
A - 1/1    Expedite         3444       1102780
          Best-Effort 0          0
-----
Card: 4 FP: 5 Tap: 2 (Ingress Per-Egress FP Statistics)
-----
To FP/TAP  Priority          Forwarded Packets Forwarded Octets
-----
1 - 2/1    Expedite          0          0
          Best-Effort 45802905        45802905000
=====
At time t = 11 sec (Mode: Rate)
=====
  
```



```

Card: 4 FP: 5 Tap: 1 (Ingress Per-Egress FP Statistics)
-----
To FP/TAP  Priority          Forwarded Packets Forwarded Octets  Mbps
-----
1 - 2/1    Expedite             0                 0                 0
           Best-Effort         125039            125039364         1000
4 - 5/1    Expedite             0                 0                 0
           Best-Effort         0                 0                 0
A - 1/1    Expedite             4                 1921              0
           Best-Effort         0                 0                 0
-----

Card: 4 FP: 5 Tap: 2 (Ingress Per-Egress FP Statistics)
-----
To FP/TAP  Priority          Forwarded Packets Forwarded Octets  Mbps
-----
1 - 2/1    Expedite             0                 0                 0
           Best-Effort         125039            125039273         1000
-----

=====
At time t = 22 sec (Mode: Rate)
=====

Card: 4 FP: 5 Tap: 1 (Ingress Per-Egress FP Statistics)
-----
To FP/TAP  Priority          Forwarded Packets Forwarded Octets  Mbps
-----
1 - 2/1    Expedite             0                 0                 0
           Best-Effort         124999            124999273         999
4 - 5/1    Expedite             0                 0                 0
           Best-Effort         0                 0                 0
A - 1/1    Expedite             4                 1867              0
           Best-Effort         0                 0                 0
-----

Card: 4 FP: 5 Tap: 2 (Ingress Per-Egress FP Statistics)
-----
To FP/TAP  Priority          Forwarded Packets Forwarded Octets  Mbps
-----
1 - 2/1    Expedite             0                 0                 0
           Best-Effort         124999            124999182         999
    
```

Sample Output Ingress per-egress-fp-stats absolute

```

# monitor card "4" fp 5 ingress per-egress-fp-stats absolute
=====
At time t = 0 sec (Base Statistics)
=====

Card: 4 FP: 5 Tap: 1 (Ingress Per-Egress FP Statistics)
-----
To FP/TAP  Priority          Forwarded Packets Forwarded Octets
-----
1 - 2/1    Expedite             0                 0
           Best-Effort         49729775          49729775000
4 - 5/1    Expedite             792               788688
           Best-Effort         0                 0
A - 1/1    Expedite             3585              1163992
           Best-Effort         0                 0
-----

Card: 4 FP: 5 Tap: 2 (Ingress Per-Egress FP Statistics)
-----
To FP/TAP  Priority          Forwarded Packets Forwarded Octets
-----
1 - 2/1    Expedite             0                 0
           Best-Effort         49729878          49729878000
    
```

```

=====
At time t = 11 sec (Mode: Absolute)
=====
Card: 4 FP: 5 Tap: 1 (Ingress Per-Egress FP Statistics)
-----
To FP/TAP  Priority          Forwarded Packets Forwarded Octets
-----
1 - 2/1    Expedite             0                 0
           Best-Effort         51104481          51104481000
4 - 5/1    Expedite             792               788688
           Best-Effort         0                 0
A - 1/1    Expedite            3631              1184824
           Best-Effort         0                 0
-----
Card: 4 FP: 5 Tap: 2 (Ingress Per-Egress FP Statistics)
-----
To FP/TAP  Priority          Forwarded Packets Forwarded Octets
-----
1 - 2/1    Expedite             0                 0
           Best-Effort         51104584          51104584000
-----
At time t = 22 sec (Mode: Absolute)
=====
Card: 4 FP: 5 Tap: 1 (Ingress Per-Egress FP Statistics)
-----
To FP/TAP  Priority          Forwarded Packets Forwarded Octets
-----
1 - 2/1    Expedite             0                 0
           Best-Effort         52479477          52479477000
4 - 5/1    Expedite             792               788688
           Best-Effort         0                 0
A - 1/1    Expedite            3677              1206224
           Best-Effort         0                 0
-----
Card: 4 FP: 5 Tap: 2 (Ingress Per-Egress FP Statistics)
-----
To FP/TAP  Priority          Forwarded Packets Forwarded Octets
-----
1 - 2/1    Expedite             0                 0
           Best-Effort         52479581          52479581000
  
```

Sample Output Ingress per-egress-fp-stats absolute tap

```

# monitor card "4" fp 5 ingress per-egress-fp-stats absolute tap 1
=====
At time t = 0 sec (Base Statistics)
=====
Card: 4 FP: 5 Tap: 1 (Ingress Per-Egress FP Statistics)
-----
To FP/TAP  Priority          Forwarded Packets Forwarded Octets
-----
1 - 2/1    Expedite             0                 0
           Best-Effort         53893930          53893930000
4 - 5/1    Expedite             792               788688
           Best-Effort         0                 0
A - 1/1    Expedite            3726              1227188
           Best-Effort         0                 0
-----
At time t = 11 sec (Mode: Absolute)
  
```

```

=====
Card: 4 FP: 5 Tap: 1 (Ingress Per-Egress FP Statistics)
-----
To FP/TAP  Priority          Forwarded Packets Forwarded Octets
-----
1 - 2/1    Expedite                0                0
           Best-Effort           55269466         55269466000
4 - 5/1    Expedite                792              788688
           Best-Effort           0                0
A - 1/1    Expedite               3773             1248320
           Best-Effort           0                0

# monitor card "4" fp 5 ingress per-egress-fp-stats absolute tap 2
=====
At time t = 0 sec (Base Statistics)
=====
Card: 4 FP: 5 Tap: 2 (Ingress Per-Egress FP Statistics)
-----
To FP/TAP  Priority          Forwarded Packets Forwarded Octets
-----
1 - 2/1    Expedite                0                0
           Best-Effort           56153283         56153283000

At time t = 11 sec (Mode: Absolute)
=====
Card: 4 FP: 5 Tap: 2 (Ingress Per-Egress FP Statistics)
-----
To FP/TAP  Priority          Forwarded Packets Forwarded Octets
-----
1 - 2/1    Expedite                0                0
           Best-Effort           57528327         57528327000
  
```

Sample Output Ingress per-egress-fp-stats rate tap

```

# monitor card "4" fp 5 ingress per-egress-fp-stats rate tap 1
=====
At time t = 0 sec (Base Statistics)
=====
Card: 4 FP: 5 Tap: 1 (Ingress Per-Egress FP Statistics)
-----
To FP/TAP  Priority          Forwarded Packets Forwarded Octets
-----
1 - 2/1    Expedite                0                0
           Best-Effort           59487961         59487961000
4 - 5/1    Expedite                792              788688
           Best-Effort           0                0
A - 1/1    Expedite               3915             1312280
           Best-Effort           0                0

At time t = 11 sec (Mode: Rate)
=====
Card: 4 FP: 5 Tap: 1 (Ingress Per-Egress FP Statistics)
-----
To FP/TAP  Priority          Forwarded Packets Forwarded Octets  Mbps
-----
1 - 2/1    Expedite                0                0                0
           Best-Effort           125035           125034818         1000
4 - 5/1    Expedite                0                0                0
  
```

```

A - 1/1 Best-Effort 0 0 0
        Expedite 4 1955 0
        Best-Effort 0 0 0
=====
At time t = 22 sec (Mode: Rate)
=====
Card: 4 FP: 5 Tap: 1 (Ingress Per-Egress FP Statistics)
-----
To FP/TAP Priority Forwarded Packets Forwarded Octets Mbps
-----
1 - 2/1 Expedite 0 0 0
        Best-Effort 124995 124994909 999
4 - 5/1 Expedite 0 0 0
        Best-Effort 0 0 0
A - 1/1 Expedite 4 1921 0
        Best-Effort 0 0 0
=====
At time t = 33 sec (Mode: Rate)
=====
Card: 4 FP: 5 Tap: 1 (Ingress Per-Egress FP Statistics)
-----
To FP/TAP Priority Forwarded Packets Forwarded Octets Mbps
-----
1 - 2/1 Expedite 0 0 0
        Best-Effort 124994 124993818 999
4 - 5/1 Expedite 0 0 0
        Best-Effort 0 0 0
A - 1/1 Expedite 4 1867 0
        Best-Effort 0 0 0
=====
At time t = 44 sec (Mode: Rate)
=====
Card: 4 FP: 5 Tap: 1 (Ingress Per-Egress FP Statistics)
-----
To FP/TAP Priority Forwarded Packets Forwarded Octets Mbps
-----
1 - 2/1 Expedite 0 0 0
        Best-Effort 125002 125001545 1000
4 - 5/1 Expedite 0 0 0
        Best-Effort 0 0 0
A - 1/1 Expedite 4 1886 0
        Best-Effort 0 0 0
=====
At time t = 55 sec (Mode: Rate)
=====
Card: 4 FP: 5 Tap: 1 (Ingress Per-Egress FP Statistics)
-----
To FP/TAP Priority Forwarded Packets Forwarded Octets Mbps
-----
1 - 2/1 Expedite 0 0 0
        Best-Effort 124998 124998182 999
4 - 5/1 Expedite 0 0 0
        Best-Effort 0 0 0
A - 1/1 Expedite 4 1894 0
        Best-Effort 0 0 0
=====
At time t = 66 sec (Mode: Rate)
=====
Card: 4 FP: 5 Tap: 1 (Ingress Per-Egress FP Statistics)
  
```

```

-----
To FP/TAP  Priority          Forwarded Packets Forwarded Octets  Mbps
-----
1 - 2/1    Expedite                0                  0                  0
           Best-Effort            125001             125000636         1000
4 - 5/1    Expedite                0                  0                  0
           Best-Effort            0                  0                  0
A - 1/1    Expedite                4                  1955               0
           Best-Effort            0                  0                  0

=====
At time t = 77 sec (Mode: Rate)
=====
Card: 4 FP: 5 Tap: 1 (Ingress Per-Egress FP Statistics)
-----
To FP/TAP  Priority          Forwarded Packets Forwarded Octets  Mbps
-----
1 - 2/1    Expedite                0                  0                  0
           Best-Effort            124998             124998273         999
4 - 5/1    Expedite                0                  0                  0
           Best-Effort            0                  0                  0
A - 1/1    Expedite                4                  1921               0
           Best-Effort            0                  0                  0

=====
At time t = 88 sec (Mode: Rate)
=====
Card: 4 FP: 5 Tap: 1 (Ingress Per-Egress FP Statistics)
-----
To FP/TAP  Priority          Forwarded Packets Forwarded Octets  Mbps
-----
1 - 2/1    Expedite                0                  0                  0
           Best-Effort            125076             125075545         1000
4 - 5/1    Expedite                0                  0                  0
           Best-Effort            0                  0                  0
A - 1/1    Expedite                4                  1867               0
           Best-Effort            0                  0                  0

=====
At time t = 99 sec (Mode: Rate)
=====
Card: 4 FP: 5 Tap: 1 (Ingress Per-Egress FP Statistics)
-----
To FP/TAP  Priority          Forwarded Packets Forwarded Octets  Mbps
-----
1 - 2/1    Expedite                0                  0                  0
           Best-Effort            125039             125039091         1000
4 - 5/1    Expedite                0                  0                  0
           Best-Effort            0                  0                  0
A - 1/1    Expedite                4                  1886               0
           Best-Effort            0                  0                  0

=====
At time t = 110 sec (Mode: Rate)
=====
Card: 4 FP: 5 Tap: 1 (Ingress Per-Egress FP Statistics)
-----
To FP/TAP  Priority          Forwarded Packets Forwarded Octets  Mbps
-----
1 - 2/1    Expedite                0                  0                  0
           Best-Effort            124999             124998636         999
4 - 5/1    Expedite                0                  0                  0
           Best-Effort            0                  0                  0
A - 1/1    Expedite                4                  1894               0
  
```

```

Best-Effort      0          0          0

=====
# monitor card "4" fp 5 ingress per-egress-fp-stats rate tap 2
=====
At time t = 0 sec (Base Statistics)
=====
Card: 4 FP: 5 Tap: 2 (Ingress Per-Egress FP Statistics)
-----
To FP/TAP  Priority          Forwarded Packets Forwarded Octets
-----
1 - 2/1    Expedite              0                0
           Best-Effort          84288530         84288530000

=====
At time t = 11 sec (Mode: Rate)
=====
Card: 4 FP: 5 Tap: 2 (Ingress Per-Egress FP Statistics)
-----
To FP/TAP  Priority          Forwarded Packets Forwarded Octets  Mbps
-----
1 - 2/1    Expedite              0                0                0
           Best-Effort          124982           124981818        999
  
```

Sample Output Ingress per-egress-fp-stats

```

# monitor card "4" fp 5 ingress per-egress-fp-stats
=====
At time t = 0 sec (Base Statistics)
=====
Card: 4 FP: 5 Tap: 1 (Ingress Per-Egress FP Statistics)
-----
To FP/TAP  Priority          Forwarded Packets Forwarded Octets
-----
1 - 2/1    Expedite              0                0
           Best-Effort          90150683         90150683000
4 - 5/1    Expedite              792              788688
           Best-Effort          0                0
A - 1/1    Expedite             4949             1778224
           Best-Effort          0                0

-----
Card: 4 FP: 5 Tap: 2 (Ingress Per-Egress FP Statistics)
-----
To FP/TAP  Priority          Forwarded Packets Forwarded Octets
-----
1 - 2/1    Expedite              0                0
           Best-Effort          90150787         90150787000

=====
At time t = 11 sec (Mode: Delta)
=====
Card: 4 FP: 5 Tap: 1 (Ingress Per-Egress FP Statistics)
-----
To FP/TAP  Priority          Forwarded Packets Forwarded Octets
-----
1 - 2/1    Expedite              0                0
           Best-Effort          1375025          1375025000
4 - 5/1    Expedite              0                0
           Best-Effort          0                0
  
```

```

A - 1/1    Expedite    47          21132
           Best-Effort  0           0
-----
Card: 4 FP: 5 Tap: 2 (Ingress Per-Egress FP Statistics)
-----
To FP/TAP  Priority          Forwarded Packets Forwarded Octets
-----
1 - 2/1    Expedite          0             0
           Best-Effort    1375024       1375024000

=====
At time t = 22 sec (Mode: Delta)
=====
Card: 4 FP: 5 Tap: 1 (Ingress Per-Egress FP Statistics)
-----
To FP/TAP  Priority          Forwarded Packets Forwarded Octets
-----
1 - 2/1    Expedite          0             0
           Best-Effort    1375003       1375003000
4 - 5/1    Expedite          0             0
           Best-Effort  0             0
A - 1/1    Expedite          45           20532
           Best-Effort  0             0
-----
Card: 4 FP: 5 Tap: 2 (Ingress Per-Egress FP Statistics)
-----
To FP/TAP  Priority          Forwarded Packets Forwarded Octets
-----
1 - 2/1    Expedite          0             0
           Best-Effort    1375003       1375003000
  
```

Sample Output Ingress per-ingress-fp-stats tap

```

# monitor card "4" fp 5 ingress per-egress-fp-stats tap 1
=====
At time t = 0 sec (Base Statistics)
=====
Card: 4 FP: 5 Tap: 1 (Ingress Per-Egress FP Statistics)
-----
To FP/TAP  Priority          Forwarded Packets Forwarded Octets
-----
1 - 2/1    Expedite          0             0
           Best-Effort    93787778      93787778000
4 - 5/1    Expedite          792           788688
           Best-Effort  0             0
A - 1/1    Expedite          5071          1833136
           Best-Effort  0             0

=====
At time t = 11 sec (Mode: Delta)
=====
Card: 4 FP: 5 Tap: 1 (Ingress Per-Egress FP Statistics)
-----
To FP/TAP  Priority          Forwarded Packets Forwarded Octets
-----
1 - 2/1    Expedite          0             0
           Best-Effort    1375605       1375605000
4 - 5/1    Expedite          0             0
           Best-Effort  0             0
A - 1/1    Expedite          47           20748
           Best-Effort  0             0
  
```

```
# monitor card "4" fp 5 ingress per-egress-fp-stats tap 2
=====
At time t = 0 sec (Base Statistics)
=====
Card: 4 FP: 5 Tap: 2 (Ingress Per-Egress FP Statistics)
-----
To FP/TAP  Priority          Forwarded Packets Forwarded Octets
-----
1 - 2/1    Expedite              0                0
           Best-Effort         96041192         96041192000
-----

At time t = 11 sec (Mode: Delta)
=====
Card: 4 FP: 5 Tap: 2 (Ingress Per-Egress FP Statistics)
-----
To FP/TAP  Priority          Forwarded Packets Forwarded Octets
-----
1 - 2/1    Expedite              0                0
           Best-Effort        1374706          1374706000
-----

At time t = 22 sec (Mode: Delta)
=====
Card: 4 FP: 5 Tap: 2 (Ingress Per-Egress FP Statistics)
-----
To FP/TAP  Priority          Forwarded Packets Forwarded Octets
-----
1 - 2/1    Expedite              0                0
           Best-Effort        1374960          1374960000
-----

At time t = 33 sec (Mode: Delta)
=====
Card: 4 FP: 5 Tap: 2 (Ingress Per-Egress FP Statistics)
-----
To FP/TAP  Priority          Forwarded Packets Forwarded Octets
-----
1 - 2/1    Expedite              0                0
           Best-Effort        1374980          1374980000
-----

At time t = 44 sec (Mode: Delta)
=====
Card: 4 FP: 5 Tap: 2 (Ingress Per-Egress FP Statistics)
-----
To FP/TAP  Priority          Forwarded Packets Forwarded Octets
-----
1 - 2/1    Expedite              0                0
           Best-Effort        1375009          1375009000
-----

At time t = 55 sec (Mode: Delta)
=====
Card: 4 FP: 5 Tap: 2 (Ingress Per-Egress FP Statistics)
-----
To FP/TAP  Priority          Forwarded Packets Forwarded Octets
-----
1 - 2/1    Expedite              0                0
           Best-Effort        1375010          1375010000
-----

At time t = 66 sec (Mode: Delta)
=====
```



```

=====
Card: 4 FP: 5 Tap: 2 (Ingress Per-Egress FP Statistics)
-----
To FP/TAP  Priority          Forwarded Packets Forwarded Octets
-----
1 - 2/1    Expedite             0                0
           Best-Effort         1374987          1374987000
-----
At time t = 77 sec (Mode: Delta)
=====
Card: 4 FP: 5 Tap: 2 (Ingress Per-Egress FP Statistics)
-----
To FP/TAP  Priority          Forwarded Packets Forwarded Octets
-----
1 - 2/1    Expedite             0                0
           Best-Effort         1375005          1375005000
  
```

Sample Output Egress per-ingress-fp-stats interval repeat

```

*A:PE1# monitor card 1 fp 1 egress per-ingress-fp-stats interval 11 repeat 1
=====
Card 1 FP 1 TAP 1 Egress Per-Ingress FP Statistics
=====
To FP/TAP  Priority          Received Packets   Received Octets
-----
1 1/1      Expedite          172437             2207203840
           Best-Effort       12345678           3160493568
1 2/1      Expedite          103446             1324118016
           Best-Effort       987654             252839424
1 3/1      Expedite          6899108            883085824
           Best-Effort       11223344           2873176064
1 4/1      Expedite          0                  0
           Best-Effort       0                  0
2 1/1      Expedite          0                  0
           Best-Effort       0                  0
2 2/1      Expedite          0                  0
           Best-Effort       0                  0
-----
At time t = 11 sec (Mode: Delta)
-----
1 1/1      Expedite          272437             2232803840
           Best-Effort       12545678           3211693568
1 2/1      Expedite          403446             1400918016
           Best-Effort       1387654            355239424
1 3/1      Expedite          7399108            1011085824
           Best-Effort       11823344           3026776064
1 4/1      Expedite          0                  0
           Best-Effort       0                  0
2 1/1      Expedite          0                  0
           Best-Effort       0                  0
2 2/1      Expedite          0                  0
           Best-Effort       0                  0
=====
  
```

Sample Output Egress per-ingress-fp-stats interval repeat rate

```

# monitor card 1 fp 1 egress per-ingress-fp-stats interval 11 repeat 1 rate
=====
Card 1 FP 1 TAP 1 Egress Per-Ingress FP Statistics
=====
  
```

```

-----
At time t = 0 sec (Base Statistics)
-----
To FP/TAP  Priority      Received Packets      Received Octets
-----
1 1/1      Expedite      172437                2207203840
           Best-Effort   12345678              3160493568
1 2/1      Expedite      103446                1324118016
           Best-Effort   987654                252839424
1 3/1      Expedite      6899108               883085824
           Best-Effort   11223344              2873176064
1 4/1      Expedite      0                    0
           Best-Effort   0                    0
2 1/1      Expedite      0                    0
           Best-Effort   0                    0
2 2/1      Expedite      0                    0
           Best-Effort   0                    0
-----

At time t = 11 sec (Mode: Rate)
-----
To FP/TAP  Priority      Received Packets      Received Octets      Mbps
-----
1 1/1      Expedite      100000               25600000             19
           Best-Effort   200000               51200000             37
1 2/1      Expedite      300000               76800000             56
           Best-Effort   400000               102400000            74
1 3/1      Expedite      500000               128000000            93
           Best-Effort   600000               153600000            112
1 4/1      Expedite      0                   0
           Best-Effort   0                   0
2 1/1      Expedite      0                   0
           Best-Effort   0                   0
2 2/1      Expedite      0                   0
           Best-Effort   0                   0
=====
  
```

card

Syntax

```

card slot-number fp fp-number queue-group queue-group-name instance instance-id [ingress] [access
| networks] [interval seconds] [repeat repeat] [absolute | percent-rate [reference-rate]] [arbiter root
| name]
  
```

Context

[\[Tree\]](#) (monitor>qos>arbiter-stats card)

Full Context

monitor qos arbiter-stats card

Description

This command monitors arbiter statistics in an ingress FP queue group.

Parameters

slot-number

Specifies the slot number associated with the queue group, expressed as an integer.

Values 1 to 20

fp-number

Specifies the FP number associated with the queue group, expressed as an integer.

Values 1 to 8

ingress

Displays policer statistics applied on the ingress FP.

access

Displays policer statistics on the FP access.

network

Displays policer statistics on the FP network.

queue-group-name

Specifies the name of the queue group up to 32 characters.

instance-id

Specifies the identification of a specific instance of the queue-group.

Values 1 to 65535

seconds

Configures the interval for each display in seconds.

Default 11 seconds

Values 11 to 60

repeat

Configures how many times the command is repeated.

Default 10

Values 1 to 999

absolute

When the absolute keyword is specified, the raw statistics are displayed, without processing. No calculations are performed on the delta or rate statistics.

percent-rate

When the percent-rate keyword is specified, the rate-per-second for each statistic is displayed based on the reference rate of 10G.

reference-rate

When a reference-rate value is specified, the rate-per-second for each statistic is displayed as a percentage based on the reference rate specified.

Values 100M, 1G, 10G, 40G, 100G, 400G

name

Specify the name of the policer control policy arbiter.

Values An existing arbiter-name in the form of a string up to 32 characters, composed of printable, 7-bit ASCII characters. If the string contains special characters (#, \$, spaces, etc.), the entire string must be enclosed within double quotes.

root

Specifies the root arbiter.

Platforms

7450 ESS, 7750 SR, 7750 SR-e, 7750 SR-s, 7950 XRS, VSR

card

Syntax

```
card slot-number fp fp-number ingress [access | network] queue-group queue-group-name [instance instance-id] [arbiter {name | root}]
```

Context

[\[Tree\]](#) (clear>qos>arbiter-stats card)

Full Context

```
clear qos arbiter-stats card
```

Description

This command clears arbiter statistics per card.

Parameters

slot-number

Specifies the slot number associated with the queue group.

Values 1 to 2 (7750 SR-2s)
1 to 5 (7750 SR-7)
1 to 6 (7750 SR-14s)
1 to 10 (7450 ESS, 7750 SR-12)
1 to 14 (VSR)
1 to 20 (7950 XRS, VSR)

fp-number

Specifies the FP number associated with the queue group.

Values 1 to 4

access

Clears policer statistics on the FP access.

network

Clears policer statistics on the FP network.

queue-group-name

Specifies the queue group name, up to 32 characters.

name

Specifies the arbiter name, up to 32 characters.

root

Specifies the arbiter root, up to 32 characters.

Platforms

7450 ESS, 7750 SR, 7750 SR-e, 7750 SR-s, 7950 XRS, VSR

card

Syntax

card *slot-number* **fp** *fp-number* **ingress** [**access** | **network**] [**queue-group** *queue-group-name*] [**instance** *instance-id*] [**arbiter** *name* | *root*]

Context

[\[Tree\]](#) (show>qos>arbiter-stats card)

Full Context

show qos arbiter-stats card

Description

This command displays the arbiter statistics per card.

Parameters

slot-number

Displays information for the specified card slot.

Values 1 (7750 SR-1, VSR)
1 to 2 (7750 SR-2s)
1 to 5 (7750 SR-7)
1 to 6 (7750 SR-14s)
1 to 10 (7450 ESS, 7750 SR-12)
1 to 14 (VSR)

1 to 20 (7950 XRS, VSR)

fp-number

Specifies the FP number associated with the queue group.

Values 1

access

Displays arbiter statistics applied on an access port.

network

Displays arbiter statistics applied on a network port.

queue-group-name

Specifies the queue group name, up to 32 characters.

name

Specifies the arbiter name, up to 32 characters.

root

Specifies the arbiter root, up to 32 characters.

Platforms

7450 ESS, 7750 SR, 7750 SR-e, 7750 SR-s, 7950 XRS, VSR

card

Syntax

card *slot-number* **fp** *fp-number* **queue-group** *group-name* **instance** *instance-id* {**access** | **network**}
[**detail**] [**ingress**]

Context

[\[Tree\]](#) (show>qos>policer card)

Full Context

show qos policer card

Description

This command displays the policer statistics per card.

Parameters

slot-number

Displays information for the specified card slot.

Values 1 (7750 SR-1, VSR)
1 to 2 (7750 SR-2s)
1 to 5 (7750 SR-7)

1 to 6 (7750 SR-14s)
1 to 10 (7450 ESS, 7750 SR-12)
1 to 14 (VSR)
1 to 20 (7950 XRS, VSR)

fp-number

Specifies the FP number associated with the queue group.

Values 1

group-name

Specifies the queue group name, up to 32 characters.

access

Displays policer statistics applied on an access port.

network

Displays policer statistics applied on a network port.

detail

Displays detailed information.

ingress

Displays ingress queue group information.

Platforms

7450 ESS, 7750 SR, 7750 SR-e, 7750 SR-s, 7950 XRS, VSR

7.11 card-status

card-status

Syntax

card-status

Context

[\[Tree\]](#) (tools>dump>service>id>fdb card-status)

Full Context

tools dump service id fdb card-status

Description

This command displays the following MAC address information for each line card in the system:

- the number of allocated MAC addresses
- the number of pending MAC address allocations

- the number of pending free MAC addresses

Platforms

All

Output

Sample Output

```
*A:PE1# tools dump service id 1 fdb card-status
=====
VPLS FDB Card Status at 01/31/2017 08:44:38
=====
Card                Allocated          PendAlloc          PendFree
-----
1                   4                   0                   0
2                   4                   0                   0
5                   4                   0                   0
=====
*A:PE1#
```

7.12 category-map

category-map

Syntax

category-map [*category-map*]

category-map *category-map* **subscribers**

Context

[Tree] (show>subscr-mgmt category-map)

Full Context

show subscriber-mgmt category-map

Description

This command displays category map information.

With no parameters specified, a summary view of all configured category maps is displayed.

With the optional *category-map* name parameter specified, the detailed configuration of the specified category map name is displayed.

With the *category-map* **subscribers** parameters specified, all subscribers that have the specified *category-map* associated are displayed.

Parameters

category-map

Specifies the category map name for which information is displayed.

Platforms

7450 ESS, 7750 SR, 7750 SR-a, 7750 SR-e, 7750 SR-s, VSR

Output

The following is an example of subscriber management category map information.

Sample Output

```

Node# show subscriber-mgmt category-map "cat-map-1"
=====
Category Map: cat-map-1
=====
Description      : gy - time and volume
Credit Type      : volume           Credit Exh. Thresh.: 80%
Activity Thresh. : 0 kb/s
Gx session level
usage monitoring : false
-----
Category: cat-1-time
-----
Description      : Rating group for Time quota
Credit Type Over. : none           Rating Group      : 11
OutOfCredit Action : none
Default Credit   : none
Ingress Queues   : 1
Egress Queues    : 1
Ingress Policers : none
Egress Policers  : none
ExhCrdSvcLvl Pir : none
-----
Category: cat-1-volume
-----
Description      : Rating group for Volume quota
Credit Type Over. : none           Rating Group      : 12
OutOfCredit Action : none
Default Credit   : none
Ingress Queues   : 1
Egress Queues    : 1
Ingress Policers : none
Egress Policers  : none
ExhCrdSvcLvl Pir : 100
=====
    
```

Table 68: Category Map Field Descriptions describes category map output fields.

Table 68: Category Map Field Descriptions

Field	Description
Description	The user provided description of this policy
Credit Type	The volume or time based accounting is performed
Credit Exh. Thresh	The credit exhaust threshold considered to take action

Field	Description
Activity Thresh.	The threshold (in kb/s) that is applied to determine whether or not activity is occurring
Gx session level usage monitoring	Whether category map supports Gx session level usage monitoring
Credit Type Over.	Credit type override
Rating Group	The rating group applicable for this category
OutOfCredit Action	The action to be taken if the credit es exhausted
Default Credit	The default value for the Time credit
Ingress Queues	The ingress queues defined in this category
Egress Queues	The egress queues defined in this category
Ingress Policers	The ingress policers defined in this category
Egress Policers	The egress queues defined in this category
ExhCrdsvcLvl Pir	The credit exhaust threshold considered to take action

7.13 category-set-id

category-set-id

Syntax

category-set-id *category-set*

Context

[\[Tree\]](#) (show>app-assure>web-service category-set-id)

Full Context

show application-assurance web-service category-set-id

Description

This command displays information for the web-service category set.

Parameters

category-set

Specifies the category set ID.

Values 0 to 65535

Platforms

7450 ESS, 7750 SR, 7750 SR-e, 7750 SR-s, VSR

Output

The following output examples show information about SAPs using the application profile.

Example Output

```
# show application-assurance web-service category-set-id 1
=====
Compatible Classifier-ids
=====
Name                Description
-----
web-sevice-1       WebTitan Web Filtering
=====
```

7.14 ccrt-replay

ccrt-replay

Syntax

```
ccrt-replay [session-id session-id] [diameter-application-policy name]
ccrt-replay diameter-application-policy name summary
ccrt-replay summary
```

Context

[\[Tree\]](#) (show>subscr-mgmt>diam-session ccrt-replay)

Full Context

```
show subscriber-mgmt diameter-session ccrt-replay
```

Description

This command displays:

- information for all diameter sessions that are in CCR-T replay mode:
 - Diameter session ID
 - Diameter Application Policy
 - Replay Time left
- statistics per diameter application policy for diameter sessions in CCR-T replay mode or that were in CCR-T replay mode and were dropped or terminated:

- Sessions in CCR-T replay mode: the number of Diameter Gx or Gy sessions from the specified diameter application policy that are currently in CCR-T replay mode
- Replay sessions dropped (maximum life-time expired): the number of Diameter Gx or Gy sessions from the specified diameter application policy that were in CCR-T replay mode and got dropped because no CCA-t was received before **max-lifetime** expiration
- Replay sessions dropped (to free resources): the number of Diameter Gx or Gy sessions from the specified diameter application policy that were in CCR-T replay mode and got dropped because the maximum number of active Diameter sessions for Gx or Gy was reached
- Replay sessions dropped (cleared): the number of Diameter Gx or Gy sessions from the specified diameter application policy that were in CCR-T replay mode and got dropped because the operator issued a **clear subscriber-mgmt diameter-session ccrt-replay diameter-application-policy name sessions** command
- Replay sessions terminated (CCA-T received): the number of Diameter Gx or Gy sessions from the specified diameter application policy that were in CCR-T replay mode and for which a CCA-t was received before **max-lifetime** expiration
- Statistics last cleared time: timestamp when the statistics were last cleared or n/a if the statistics were never cleared

Parameters

name

Specifies the application policy, up to 32 characters.

session-id

Specifies a diameter session ID.

summary

Displays summarized information about CCR-T replay.

Platforms

7450 ESS, 7750 SR, 7750 SR-a, 7750 SR-e, 7750 SR-s, VSR

Output

The following is an example of subscriber management CCR-T replay information.

Sample Output

```
*A:Dut-C# show subscriber-mgmt diameter-session ccrt-replay
=====
Diameter Sessions in CCR-t Replay Mode
=====
Session-id                               Replay Time Left
Diameter Application Policy
-----
router.workstation.be;1431089354;13
  diamappol_gx                             0d 21:21:46
bng.nokia.com;1537773225;4
  diam-gy-1                                 0d 00:59:16
-----
No. of Matching Entries: 2
=====
*A:Dut-C# show subscriber-mgmt diameter-session ccrt-replay session-id ro
```

```

=====
Diameter Sessions in CCR-t Replay Mode
=====
Session-id                               Replay Time Left
  Diameter Application Policy
-----
router.workstation.be;1431089354;13
  diamappol_gx                            0d 21:21:27
-----
No. of Matching Entries: 1
=====
*A:Dut-C# show subscriber-mgmt diameter-session ccrt-replay summary
=====
Diameter Sessions in CCR-t Replay Mode
=====
Total Count : 2
=====
*A:Dut-C# show subscriber-mgmt diameter-session ccrt-replay diameter-application-policy "diam-
gy-1"
=====
Diameter Sessions in CCR-T Replay Mode
=====
Session-id                               Replay Time Left
  Diameter Application Policy
-----
bng.nokia.com;1537773225;6
  diam-gy-1                                0d 00:58:33
-----
No. of Matching Entries: 1
=====
Diameter CCR-T Replay status for policy "diam-gy-1"
=====
Sessions in CCR-T replay mode              : 1
Replay sessions dropped (maximum life-time expired) : 0
Replay sessions dropped (to free resources)      : 0
Replay sessions dropped (cleared)              : 0
Replay sessions terminated (CCA-T received)     : 1
Statistics last cleared time                 : N/A
=====

```

Table 69: CCR-T Replay Field Descriptions describes CCRT replay output fields.

Table 69: CCR-T Replay Field Descriptions

Field	Description
Session-id	The diameter session ID that is in CCR-T replay mode
Diameter Application Policy	The diameter application policy name to which the Gx or Gy session in CCR-T replay mode belongs
Replay Time Left	The remaining max-lifetime before the Diameter Gx or Gy session in CCR-T replay mode is dropped
No. of Matching Entries	The number of entries matching the search criteria
Sessions in CCR-T replay mode	The number of Diameter Gx or Gy sessions from the specified diameter application policy that are in CCR-T replay mode

Field	Description
Replay sessions dropped (maximum life-time expired)	The number of Diameter Gx or Gy sessions from the specified diameter application policy that were in CCR-T replay mode and got dropped because no CCA-t was received before max-lifetime expiration
Replay sessions dropped (to free resources)	The number of Diameter Gx or Gy sessions from the specified diameter application policy that were in CCR-T replay mode and got dropped because the maximum number of Diameter sessions was reached
Replay sessions dropped (cleared)	The number of Diameter Gx or Gy sessions from the specified diameter application policy that were in CCR-T replay mode and got dropped because the operator issued a clear subscriber-mgmt diameter-session ccrt-replay diameter-application-policy <i>name</i> sessions command
Replay sessions terminated (CCA-T received)	The number of Diameter Gx or Gy sessions from the specified diameter application policy that were in CCR-T replay mode and for which a CCA-t was received before max-lifetime expiration
Statistics last cleared time	The timestamp when the statistics were last cleared or n/a if the statistics were never cleared

ccrt-replay

Syntax

ccrt-replay diameter-application-policy *name* statistics

ccrt-replay diameter-application-policy *name* sessions

Context

[\[Tree\]](#) (clear>subscr-mgmt>diam-session ccrt-replay)

Full Context

clear subscriber-mgmt diameter-session ccrt-replay

Description

This command, when the **statistics** parameter is specified, clears the CCR-T replay statistics and updates the "Statistics last cleared time" value.

This command, when the **sessions** parameter is specified, drops the diameter Gx or Gy sessions that are in CCR-T replay mode.

Parameters

name

Specifies the diameter application policy, up to 32 characters.

statistics

Clears the CCR-T replay statistics.

sessions

Clears the sessions that are in CCR-T replay mode.

Platforms

7450 ESS, 7750 SR, 7750 SR-a, 7750 SR-e, 7750 SR-s, VSR

7.15 cem

cem

Syntax

cem

Context

[\[Tree\]](#) (clear>service>statistics>id cem)

Full Context

clear service statistics id cem

Description

This command clears CEM statistics for this service.

Platforms

7450 ESS, 7750 SR, 7750 SR-a, 7750 SR-e, 7750 SR-s, 7950 XRS

7.16 cert-profile

cert-profile

Syntax

cert-profile *name* **association**

cert-profile [*name*]

cert-profile *name* **entry** [*value*]

Context

[\[Tree\]](#) (show>ipsec cert-profile)

Full Context

show ipsec cert-profile

Description

This command displays IPsec certificate profile information.

Parameters

name

Specifies an existing certificate profile name.

association

Displays information for which this IPsec certificate profile is associated.

value

Displays information for the specified entry.

Values 1 to 8

Platforms

7450 ESS, 7750 SR, 7750 SR-e, 7750 SR-s, VSR

Output

The following is an example output of the **show ipsec cert-profile** command.

Sample Output

```
*A:Dut-A# show ipsec cert-profile cert "cert-1.der"
=====
Certificate Profile Entry
=====
Id Cert                Key                    Status Flags
-----
1 cert-1.der           key-1.der
=====
*A:Dut-A#

*A:Dut-A# show ipsec cert-profile "cert-1.der" entry 1
=====
IPsec Certificate Profile: cert-1.der Entry: 1 Detail
=====
Cert File       : cert-1.der
Key File        : key-1.der
Status Flags    : (Not Specified)
Comp Chain      : complete

Compute Chain CA Profiles
-----
CA10
CA9
CA8
```



```
CA7
CA6
=====
*A:Dut - A#
```

cert-profile

Syntax

```
cert-profile [name]
cert-profile name association
cert-profile name entry entry
```

Context

[\[Tree\]](#) (show>system>security>tls cert-profile)

Full Context

```
show system security tls cert-profile
```

Description

This command displays information about server and client profiles that are using this certificate profile.

Parameters

entry

Specifies a certificate profile entry number for which to display information.

Values 1 to 8

name

Specifies the name of a certificate profile for which to display information.

Platforms

All

7.17 certificate

certificate

Syntax

```
certificate filename association
```

Context

[\[Tree\]](#) (show>ipsec certificate)

[\[Tree\]](#) (show certificate)

Full Context

show ipsec certificate
 show certificate

Description

This command displays certificate-related information.

Parameters

filename

Specifies the certificate file name.

association

Displays information for which this IPsec certificate is associated.

Platforms

7450 ESS, 7750 SR, 7750 SR-e, 7750 SR-s, VSR

- show ipsec certificate

All

- show certificate

Output

The following is an example output of the **show certificate** command.

Sample Output

```
*A:Dut-B# show certificate ca-profile
-----
Max Cert Chain Depth: 7 (default)
-----
Certificate Display Format: 1 ASCII
=====
CA Profile
=====
CA Profile      Admin Oper  Cert File      CRL File
                State State
-----
CA0             up    up    CA1-00cert.der  CA1-00crl.der
CA1             up    up    CA1-01cert.der  CA1-01crl.der
CA2             up    up    CA1-02cert.der  CA1-02crl.der
CA3             up    up    CA1-03cert.der  CA1-03crl.der
CA4             up    up    CA1-04cert.der  CA1-04crl.der
CA5             up    up    rsa_sha512_1024_0cert.d*  rsa_sha512_1024_0crl.der
CA6             up    up    rsa_sha512_1024_1cert.d*  rsa_sha512_1024_1crl.der
CA7             up    up    rsa_sha512_1024_2cert.d*  rsa_sha512_1024_2crl.der
CA8             up    up    rsa_sha512_1024_3cert.d*  rsa_sha512_1024_3crl.der
CA9             up    up    rsa_sha512_1024_4cert.d*  rsa_sha512_1024_4crl.der
CA10            up    up    rsa_sha512_1024_5cert.d*  rsa_sha512_1024_5crl.der
CA11            up    up    rsa_sha384_1024_0cert.d*  rsa_sha384_1024_0crl.der
CA12            up    up    rsa_sha384_1024_1cert.d*  rsa_sha384_1024_1crl.der
CA13            up    up    rsa_sha384_1024_2cert.d*  rsa_sha384_1024_2crl.der
```

```

CA14          up    up    rsa_sha384_1024_3cert.d*  rsa_sha384_1024_3crl.der
CA15          up    up    rsa_sha384_1024_4cert.d*  rsa_sha384_1024_4crl.der
CA16          up    up    rsa_sha384_1024_5cert.d*  rsa_sha384_1024_5crl.der
CMPv2         up    up    rsaCMPv2cert.der          rsaCMPv2CRL.der
-----
Entries found: 18
=====
* indicates that the corresponding row element may have been truncated.
*A:Dut-B#

*A:Dut-B# show ipsec certificate cert-1.der association
=====
Associated Tunnels
=====
Tunnel                SvcId      Sap                Admin
-----
tun-1-s-cert-v2       3          tunnel-1.private:3  Up
tun-1-s-cert-MTA-v2   8          tunnel-1.private:7  Up
tun-1-s-cert-i_op-ss-v2 42         tunnel-1.private:10 Up
tun-1-s-cert-MTA-i_op-ss-v2 48         tunnel-1.private:11 Up
-----
IPsec Tunnels: 4
=====
*A:Dut-B#
  
```

In the following example, the "cert-1.der" is the certificate-profile name, whereas above the cert-1.der is the actual file in use.

```

*A:Dut-B# show ipsec cert-profile association "cert-1.der"
=====
IPsec tunnels using certificate profile
=====
SvcId   Type   SAP                Tunnel
-----
3       vprn  tunnel-1.private:3  tun-1-s-cert-v2
8       vprn  tunnel-1.private:7  tun-1-s-cert-MTA-v2
42      vprn  tunnel-1.private:10 tun-1-s-cert-i_op-ss-v2
48      vprn  tunnel-1.private:11 tun-1-s-cert-MTA-i_op-ss-v2
=====
Number of tunnel entries: 4
=====
IPsec gateways using certificate profile
=====
SvcId   Type   SAP                Gateway
-----
1057    vprn  tunnel-1.public:18  d-cert-MTA-g1-1-v2
1092    vprn  tunnel-1.public:21  d-cert-i_op-ss-g1-1-v2
=====
Number of gateway entries: 2
=====
*A:Dut-B#

show ipsec gateway tunnel 10.2.2.100:500
=====
IPsec Remote Users Tunnel Detail
=====
IP Addr: 10.2.2.100:500, port: 500
-----
  
```

```

Service Id      : 300                Sap Id         : tunnel-1.public:100
Address        : 10.2.2.100:500
Private If     : priv
Private Address : 10.20.20.50
Private Service : 400                Template Id    : 1
Replay Window  : None               Bi Direction SA : true
Host MDA       : 1/2
Match TrustAnchor: labroot
Last Oper Changed: 05/04/2016 17:36:20
IKE IDI Type   : derAsn1Dn
IKE IDI Value  : CN=Client-1
-----
Dynamic Keying Parameters
-----
Transform Id1   : 1                 Transform Id2   : None
Transform Id3   : None             Transform Id4   : None
IPsec GW Name   : rw
Local GW Address : 172.16.100.1
Ike Policy Id   : 1                 Ike Pol Auth    : cert
Pre Shared Key  : None
Cert Profile    : segw
Trust Anchor Prof: labroot
Selected Cert   : segw-1.cert
Selected Key    : segw-1.key
Send Chain Prof : None
Local Id Type   : none
Client Database
  Name          : (Not Specified)
  Client ID     : None
Radius Acct Plcy : None
Radius Auth Plcy : None
TS-List        : <none>
Certificate Status Verify
-----
Primary        : crl                 Secondary       : none
Default Result : good
DHCP
-----
Admin State    : Up                 Send Release    : true
Service        : 400
Gi-Address     : 10.20.20.1
Server1-Address : 10.9.9.9
DHCPv4 Lease
-----
Private Address : 10.20.20.50
Acquired       : 2016/05/04 17:36:19 UTC
Renew         : 2016/05/04 18:06:19 UTC
Rebind        : 2016/05/04 18:28:49 UTC
Valid Lifetime
  End          : 2016/05/04 18:36:19 UTC
  Total        : 3600 seconds
  Remaining    : 3585 seconds
Server        : 10.9.9.9
-----
ISAKMP-SA
-----
State          : Up
Established    : 05/04/2016 17:36:20 Lifetime       : 86400
Expires       : 05/05/2016 17:36:20
ISAKMP Statistics
-----
Tx Packets    : 2                   Rx Packets     : 2
Tx Errors     : 0                   Rx Errors      : 0
Tx DPD        : 0                   Rx DPD         : 0
  
```

```

Tx DPD ACK      : 0
DPD Timeouts    : 0
Rx DPD ACK      : 0
Rx DPD Errors    : 0
-----
IPsec-SA : 1, Inbound (index 2)
-----
SPI           : 207232
Auth Algorithm : Sha1
Installed      : 05/04/2016 17:36:20
Local Traffic Selectors:
10.9.9.9-10.9.9.9
  any protocol
Remote Traffic Selectors:
10.20.20.50-10.20.20.50
  any protocol
Aggregate Statistics
-----
Bytes Processed : 0
Crypto Errors    : 0
SA Errors        : 0
Packets Processed: 0
Replay Errors    : 0
Policy Errors    : 0
-----
IPsec-SA : 1, Outbound (index 1)
-----
SPI           : 3433111520
Auth Algorithm : Sha1
Installed      : 05/04/2016 17:36:20
Local Traffic Selectors:
10.9.9.9-10.9.9.9
  any protocol
Remote Traffic Selectors:
10.20.20.50-10.20.20.50
  any protocol
Aggregate Statistics
-----
Bytes Processed : 0
Crypto Errors    : 0
SA Errors        : 0
Packets Processed: 0
Replay Errors    : 0
Policy Errors    : 0
=====
Fragmentation Statistics
=====
Encapsulation Overhead      : 73
Pre-Encapsulation
  Fragmentation Count       : 0
  Last Fragmented Packet Size : 0
Post-Encapsulation
  Fragmentation Count       : 0
  Last Fragmented Packet Size : 0
=====
=====
  
```

7.18 certificate-profile

certificate-profile

Syntax

certificate-profile

Context

[\[Tree\]](#) (show>app-assure>group certificate-profile)

Full Context

show application-assurance group certificate-profile

Description

This command displays certificate profile information.

Platforms

7450 ESS, 7750 SR, 7750 SR-e, 7750 SR-s, VSR

7.19 cflowd

cflowd

Syntax

cflowd

Context

[\[Tree\]](#) (show cflowd)

Full Context

show cflowd

Description

This command displays cflowd information.

Platforms

All

cflowd

Syntax

cflowd

Context

[\[Tree\]](#) (show>app-assure>group cflowd)

Full Context

show application-assurance group cflowd

Description

Commands in this context display cflowd output.

Platforms

7450 ESS, 7750 SR, 7750 SR-e, 7750 SR-s, VSR

cflowd

Syntax

cflowd

Context

[\[Tree\]](#) (clear cflowd)

Full Context

clear cflowd

Description

This command clears the raw and aggregation flow caches which are sending flow data to the configured collectors. This action will trigger all the flows to be discarded. The cache restarts flow data collection from a fresh state. This command also clears global stats collector stats listed in the cflowd **show** commands.

Platforms

All

cflowd

Syntax

cflowd

Context

[\[Tree\]](#) (tools>dump cflowd)

Full Context

tools dump cflowd

Description

Commands in this context dump Cflowd information.

Platforms

All

cflowd

Syntax

cflowd

Context

[\[Tree\]](#) (tools>perform cflowd)

Full Context

tools perform cflowd

Description

Commands in this context perform Cflowd operations.

Platforms

All

cflowd

Syntax

cflowd

Context

[\[Tree\]](#) (clear>app-assure>group cflowd)

Full Context

clear application-assurance group cflowd

Description

This command clears cflowd application assurance statistics.

Platforms

7450 ESS, 7750 SR, 7750 SR-e, 7750 SR-s, VSR

7.20 cfm-stack-table

cfm-stack-table

Syntax

```
cfm-stack-table [all-ports] [level level] [direction { up | down}] [primary-vlan-enabled vlan-id]
cfm-stack-table [{all-sdps | all-virtuals}] [level level] [direction {up | down}] [primary-vlan-enabled
vlan-id]
cfm-stack-table facility [{all-ports | all-port-meps | all-lags | all-lag-meps | all-tunnel-meps | all-
router-interfaces}] [level level] [direction { up | down}]
cfm-stack-table facility collect-imm-stats
cfm-stack-table facility lag lag-id [tunnel tunnel-id] [level level] [direction {up | down}]
cfm-stack-table facility port port-id [tunnel tunnel-id] [level level] [ direction {up | down}]
cfm-stack-table facility router-interface interface-name [level level] [direction {up | down}]
cfm-stack-table port port-id [ vlan qtag [qtag]] [level level] [direction {up | down}] [primary-vlan-
enabled vlan-id]
cfm-stack-table sdp sdp-id[:vc-id] [level level] [direction {up | down}] [primary-vlan-enabled vlan-id]
cfm-stack-table virtual service-id [level level]
```

Context

[\[Tree\]](#) (show>eth-cfm cfm-stack-table)

Full Context

```
show eth-cfm cfm-stack-table
```

Description

This command displays stack-table information. This stack-table is used to display the various management points MEPs and MIPs that are configured on the system. These can be service-based or facility-based. The various options allow the operator to be specific. If no parameters are included then the entire stack-table is displayed.

Parameters

port *port-id*

Displays the bridge port or aggregated port on which MEPs or MHFs are configured.

Values	<i>port-id</i>	<i>slot/mda/port</i> [<i>channel</i>]
	lag-id	lag-id
	lag	keyword
	id	1 to 800
	eth-sat-id	esat-<id>/<slot>/[u]<port>
	esat	keyword
	id	1 to 20

	u	keyword for up-link port
tdm-sat-id	tsat- <i><id></i> / <i><slot></i> / <i>[<u>]<port></i> . <i><channel></i>	
	tsat	keyword
	id	1 to 20
	u	keyword for up-link port

vlan *vlan-id*

Displays the associated VLAN ID.

Values 1 or 4094 or all

level

Displays the MD level of the maintenance point.

Values 0 to 7

collect-lmm-stats

Displays facility MEPs on which LMM collection is enabled.

direction up | down

Displays the direction in which the MP faces on the bridge port.

facility

Displays the CFM stack table information for facility MEPs. The base command displays all the facility MEPs. Options may be included in order to further parse the table for specific facility MEP information.

sdp *sdp-id*[:*vc-id*]

Displays CFM stack table information for the specified SDP.

Values sdp-id: 1 to 32767
vc-id: 1 to 4294967295

virtual *service-id*

Displays CFM stack table information for the specified SDP.

Values service-id: 1..2148278386]
svc-name: up to 64 characters

Platforms

7450 ESS, 7750 SR, 7750 SR-a, 7750 SR-e, 7750 SR-s, 7950 XRS

Output

The following is an example of stack table information. [Table 70: ETH-CFM CFM Stack Table Field Descriptions](#) describes the output content.

Sample Output

```

show eth-cfm cfm-stack-table
=====
CFM Stack Table Defect Legend:
R = Rdi, M = MacStatus, C = RemoteCCM, E = ErrorCCM, X = XconCCM
A = AisRx, L = CSF LOS Rx, F = CSF AIS/FDI rx, r = CSF RDI rx
G = receiving grace PDU (MCC-ED or VSM) from at least one peer
=====
CFM SAP Stack Table
=====
Sap                Lvl Dir Md-index  Ma-index  MepId  Mac-address      Defect G
-----
1/2/1:51.28        2 D      12         5001     28 d8:1c:01:02:00:01 --C---- -
1/2/1:1000.1000    3 U      13         1000     28 00:00:00:00:00:28 ---E--- -
1/2/1:1001.1001    1 B      0           0        MIP d8:1c:01:02:00:01 ----- -
1/2/1:1500.1500    3 U      13         1500     28 00:00:00:00:00:28 ----- -
1/2/1:2000.2000    3 U      13         2000    128 d8:1c:01:02:00:01 ----- -
1/2/1:2000.2000    4 B      14         2000    MIP 00:00:00:00:01:28 ----- -
1/2/1:3000.3000    4 B      0           0        MIP d8:1c:01:02:00:01 ----- -
1/2/1:4000.*       3 U      13         4000     28 00:00:00:00:00:28 ----- -
1/2/1:4001.*       3 U      13         4001     28 00:00:00:00:00:28 ----- -
1/2/1:4001.*       4 D      14         4001     28 00:00:00:00:00:28 ----- -
=====
CFM Ethernet Tunnel Stack Table
=====
Eth-tunnel         Lvl Dir Md-index  Ma-index  MepId  Mac-address      Defect G
-----
No Matching Entries
=====
CFM Ethernet Ring Stack Table
=====
Eth-ring           Lvl Dir Md-index  Ma-index  MepId  Mac-address      Defect G
-----
No Matching Entries
=====
CFM Facility Port Stack Table
=====
Port    Tunnel    Lvl Dir Md-index  Ma-index  MepId  Mac-address      Defect G
-----
1/1/1   0          0 D      10         1        28 d8:1c:01:01:00:01 ----- -
=====
CFM Facility LAG Stack Table
=====
Lag      Tunnel    Lvl Dir Md-index  Ma-index  MepId  Mac-address      Defect G
-----
No Matching Entries
=====
CFM Facility Tunnel Stack Table
=====
Port/Lag Tunnel    Lvl Dir Md-index  Ma-index  MepId  Mac-address      Defect G
-----
No Matching Entries
=====
CFM Facility Interface Stack Table
=====
Interface        Lvl Dir Md-index  Ma-index  MepId  Mac-address      Defect G
-----
    
```

```

v28-v29-1/1/6      2 D      12      1  28 00:00:00:00:00:28 ----- -
=====
CFM SAP Primary VLAN Stack Table
=====
Sap
  Primary VlanId  Lvl Dir Md-index  Ma-index  MepId  Mac-address  Defect G
-----
1/1/10:2002.*
  2002            3 U      13      2002   28 00:00:00:00:00:28 ----- -
1/2/1:4000.*
  4000            4 B      14      4000  MIP d8:1c:01:02:00:01 ----- -
  4000            5 B      15      4000  MIP d8:1c:01:02:00:01 ----- -
=====
CFM SDP Stack Table
=====
Sdp
  Lvl Dir Md-index  Ma-index  MepId  Mac-address  Defect G
-----
2829:4001          2 D      12      4001   28 00:00:00:00:00:28 ----- -
=====
CFM SDP Primary VLAN Stack Table
=====
Sdp
  Primary VlanId  Lvl Dir Md-index  Ma-index  MepId  Mac-address  Defect G
-----
2829:4000
  4000            2 D      12      4000   28 00:00:00:00:00:28 ----- -
  4000            4 B      14      4000  MIP d8:1c:ff:00:00:00 ----- -
  4000            5 B      15      4000  MIP d8:1c:ff:00:00:00 ----- -
=====
CFM Virtual Stack Table
=====
Service
  Lvl Dir Md-index  Ma-index  MepId  Mac-address  Defect G
-----
100                4 U      14      100    28 00:00:00:00:00:28 ----- -
1000               4 U      14      1000   28 d8:1c:ff:00:00:00 ---E--- -
2000               3 U      13      2000   28 00:00:00:00:00:28 ----- -
3000               3 U      13      3000   28 00:00:00:00:00:28 R-C---- -
=====

```

Table 70: ETH-CFM CFM Stack Table Field Descriptions

Label	Description
Sap	Displays associated SAP IDs.
Sdp	Displays the SDP binding for the bridge.
Level Dir	Displays the MD level of the maintenance point.
Md-index	Displays the maintenance domain (MD) index.
Ma-index	Displays the maintenance association (MA) index.
Mep-id	Displays the integer that is unique among all the MEPs in the same MA.

Label	Description
Mac-address	Displays the MAC address of the MP.

7.21 change-key

change-key

Syntax

change-key authentication *authentication-protocol old-authentication-key new-authentication-key*

change-key authentication authentication-protocol privacy *privacy-protocol old-privacy-key new-privacy-key*

Context

[\[Tree\]](#) (tools>perform>system>mgmt-itf>snmp change-key)

Full Context

tools perform system management-interface snmp change-key

Description

This command generates KeyChange strings to change SNMPv3 authentication or privacy keys. The SNMP engine ID is not needed because localized keys are required as input. The KeyChange algorithm uses a random string, which generates a different output each time the command is executed.

Parameters

authentication

Generates a KeyChange string for an authentication key.

authentication-protocol

Specifies the SNMPv3 authentication protocol.

- Values**
- hmac-md5-96** — Specifies use of the HMAC-MD5-96 authentication protocol.
 - hmac-sha1-96** — Specifies use of the HMAC-SHA-96 authentication protocol.
 - hmac-sha2-224** — Specifies use of the HMAC-SHA-224 authentication protocol.
 - hmac-sha2-256** — Specifies use of the HMAC-SHA-256 authentication protocol.
 - hmac-sha2-384** — Specifies use of the HMAC-SHA-384 authentication protocol.

hmac-sha-512 — Specifies use of the HMAC-SHA-512 authentication protocol.

old-authentication-key

Specifies the old localized authentication key.

new-authentication-key

Specifies the new localized authentication key.

privacy

Keyword to generate a KeyChange string for a privacy key.

privacy-protocol

Specifies the SNMPv3 privacy protocol.

- Values**
- cbc-des** — Specifies the use of the CBC-DES privacy protocol. This parameter is not available in FIPS-140-2 mode.
 - cfb128-aes-128** — Specifies the use of the CFB128-AES-128 privacy protocol.
 - cfb128-aes-192** — Specifies the use of the CFB128-AES-192 privacy protocol.
 - cfb128-aes-256** — Specifies the use of the CFB128-AES-256 privacy protocol.

old-privacy-key

Specifies the old localized privacy key.

new-privacy-key

Specifies the new localized privacy key.

Platforms

All

Output

The following output is an example of a generated KeyChange string.

Sample Output

```
A:ALA-1# tools perform system management-interface snmp change-key authentication hmac-sha1-96
5c9ccb02cb2066f226e9d41b428c63ba801a3319
6caf2644ebb8141876a455ba14e58d5c61d8cb16
KeyChange string :
8feb0fa890f3607aa0986e7f0a71d3d889da1d3f1f07933770e50639c0770cca4dc0519637796240
```

7.22 channel

channel

Syntax

channel [**router** *router-instance* | **vpls** *service-id* | **service-name** *service-name*] [**fp** *slot-number*[/*fp-number*]] [**group** *ip-address* [**source** *ip-address*]] [**path** *path-type*] [**detail**]

Context

[\[Tree\]](#) (show>mcast-management channel)

Full Context

show mcast-management channel

Description

This command displays multicast path management channel related information.

Parameters

service-id

Specifies an existing VPLS service ID.

Values 1 to 214748364

service-name

A string up to 64 characters.

slot-number

Displays information for the specified card slot.

fp-number

Specifies an FP.

Values 1 to 8

ip-address

ipv4-address in the form *a.b.c.d*

path-type

Specifies the path type.

Values primary, secondary

Platforms

7450 ESS, 7750 SR-1x-48D, 7750 SR-1x-92S, 7750 SR-7/12/12e, 7750 SR-s, 7950 XRS, VSR

Output

The following output displays an example of multicast management channel information.

Sample Output

```
*A:PE# show mcast-management channel
```

```

=====
Multicast Channels
=====
Legend : D - Dynamic E - Explicit
=====
Source Address          Slot/Fp   Current-Bw  Path      D/E
Group Address          Highest-Bw Plane
-----
10.0.0.29              5/1      3930        Primary   D
233.252.0.1           3973        17
=====
Multicast Channels : 1
=====
*A:PE# show mcast-management channel detail
=====
Multicast Channels
=====
Source Address      : 10.0.0.29
Group Address       : 233.252.0.1
-----
Slot/Complex       : 5/1          Current Bw      : 3918 kbps
Dynamic/Explicit   : Dynamic      Current Path    : Primary
Oper Admin Bw      : 0 kbps       Current Plane   : 17
Ing last highest   : 3973         Preference      : 0
Black-hole rate    : None         Ing sec highest : 3970
Time remaining     : 20 seconds   Blackhole       : No
=====
Multicast Channels : 1
=====
*A:PE#

```

channel

Syntax

channel [**service** *service-id*] [**interface** *ip-int-name*] [**address** *mcast-address*] [**source** *ip-address*] [**detail**]

Context

[\[Tree\]](#) (show>video>adi channel)

Full Context

show video adi channel

Description

This command displays video channel information.

Parameters

service *service-id*

Displays video channel information pertaining to the specified service ID.

Values *service-id*: 1 to 2148278381
 svc-name: A string up to 64 characters

router-name: Base, management, vpls-management

Default Base

interface *ip-int-name*

Displays video channel information pertaining to the specified interface.

address *mcast-address*

Displays video channel information pertaining to the specified multicast channel address.

source *ip-address*

Displays video channel information pertaining to the source IP address.

detail

The output displays detailed video channel information.

Platforms

7450 ESS, 7750 SR-1, 7750 SR-7/12/12e, 7750 SR-1s, 7750 SR-2s, 7750 SR-7s, 7750 SR-14s

channel

Syntax

channel [**service** *service-id*] [**interface** *ip-int-name*] [**address** *mcast-address*] [**source** *ip-address*]
[**summary** | **detail**] [**pid** | **config** | [**analyzer** [**interval** *time-interval*]]]

Context

[\[Tree\]](#) (show>video channel)

Full Context

show video channel

Description

This command displays video channel information.

Parameters

service *service-id*

Displays video channel information pertaining to the specified service ID.

Values service-id: 1 to 214748364
svc-name: A string up to 64 characters
router-name: Base, management, vpls-management

Default Base

interface *ip-int-name*

Displays video channel information pertaining to the specified interface.

address mcast-address

Displays video channel information pertaining to the specified multicast channel address.

source ip-address

Displays video channel information pertaining to the source IP address.

summary

The output displays summarized video channel information.

detail

The output displays detailed video channel information.

Platforms

7450 ESS, 7750 SR-1, 7750 SR-7/12/12e, 7750 SR-1s, 7750 SR-2s, 7750 SR-7s, 7750 SR-14s

Output

The following is an example output for this command.

Sample Output

```
*A:SR-12/Dut-C# show video channel analyzer
=====
Video channel analyzer summary
=====
  Channel number : 1
-----
Service Id       : 300                Interface Name   : video-300
Group Address    : 192.0.2.6          Source Address   : 10.20.13.2
MDI Delay Factor : 7                  MDI Loss Rate    : 0
Good Secs       : 54
-----
  Channel number : 2
-----
Service Id       : 300                Interface Name   : video-300
Group Address    : 192.0.2.6          Source Address   : 192.168.2.1
MDI Delay Factor : 6                  MDI Loss Rate    : 0
Good Secs       : 54
-----
  Channel number : 3
-----
Service Id       : 300                Interface Name   : video-300
Group Address    : 192.0.2.7          Source Address   : 10.20.13.3
MDI Delay Factor : 7                  MDI Loss Rate    : 0
Good Secs       : 54
-----
Number of channels : 3
=====
*A:SR-12/Dut-C#

*A:SR-12/Dut-C# show video channel analyzer address 192.0.2.6 source 10.20.13.2 interface
"video-300" detail
=====
Video channel analyzer detail
=====
  Channel number : 1
-----
Service Id       : 300                Interface Name   : video-300
Group Address    : 192.0.2.6          Source Address   : 10.20.13.2
MDI Delay Factor : 8                  MDI Loss Rate    : 0
Good Secs       : 80
```

```

=====
GOP Stats
=====
                Min                Max                Avg
-----
GOP Length      40                78                48
Frames/Sec      39                55                53
=====
Frame Stats
=====
                I-Frame          P-Frame          B-Frame
-----
Good            19                986              0
Bad             0                 0                0
=====
Error Stats
=====
                POA Events          QoS Events          TNC Events
-----
PAT Rep         0                 0                 0
PMT Rep         0                 0                 0
PCR Rep         0                 0                 0
PAT Syntax Err -                 -                 0
PMT Syntax Err -                 -                 0
Sync Byte Err  -                 0                 -
Sync Loss      0                 -                 -
Unref PID      -                 -                 0
Traffic Loss   0                 -                 -
-----
Overall         0                 0                 0
-----
Reoccurring events only increment counter once every second
-----
Number of channels : 1
=====
*A:SR-12/Dut-C#

*A:SR-12/Dut-C# show video channel pid
=====
Video Channel PID
=====
Service Id      : 300                Interface Name    : video-300
Group Address   : 192.0.2.6          Source Address   : 10.20.13.2
PID             : 0                 PID Type         : pat
MPEG Stream Type : 0                Is PCR PID      : No
Cc Err Secs    : 0                 TEI Err Secs    : 0
Absent Err Secs : 0                PID Bitrate     : 0

Service Id      : 300                Interface Name    : video-300
Group Address   : 192.0.2.6          Source Address   : 10.20.13.2
PID             : 2                 PID Type         : audio
MPEG Stream Type : 4                Is PCR PID      : No
Cc Err Secs    : 0                 TEI Err Secs    : 0
Absent Err Secs : 0                PID Bitrate     : 126336

Service Id      : 300                Interface Name    : video-300
Group Address   : 192.0.2.6          Source Address   : 10.20.13.2
PID             : 32                PID Type         : video
MPEG Stream Type : 27               Is PCR PID      : Yes
Cc Err Secs    : 0                 TEI Err Secs    : 0
Absent Err Secs : 0                PID Bitrate     : 1952192

Service Id      : 300                Interface Name    : video-300
  
```

```

Group Address   : 192.0.2.6      Source Address  : 10.20.13.2
PID            : 33             PID Type       : pmt
MPEG Stream Type : 0           Is PCR PID     : No
Cc Err Secs    : 0             TEI Err Secs  : 0
Absent Err Secs : 0           PID Bitrate   : 0

Service Id     : 300           Interface Name  : video-300
Group Address  : 192.0.2.6     Source Address  : 10.20.13.2
PID           : 308           PID Type       : audio
MPEG Stream Type : 4           Is PCR PID     : No
Cc Err Secs    : 0             TEI Err Secs  : 0
Absent Err Secs : 0           PID Bitrate   : 126336

Number of pids for this channel: 5
-----
Service Id     : 300           Interface Name  : video-300
Group Address  : 192.0.2.6     Source Address  : 192.168.2.1
PID           : 0             PID Type       : pat
MPEG Stream Type : 0           Is PCR PID     : No
Cc Err Secs    : 0             TEI Err Secs  : 0
Absent Err Secs : 0           PID Bitrate   : 0

Service Id     : 300           Interface Name  : video-300
Group Address  : 192.0.2.6     Source Address  : 192.168.2.1
PID           : 2             PID Type       : audio
MPEG Stream Type : 4           Is PCR PID     : No
Cc Err Secs    : 0             TEI Err Secs  : 0
Absent Err Secs : 0           PID Bitrate   : 126336

Service Id     : 300           Interface Name  : video-300
Group Address  : 192.0.2.6     Source Address  : 192.168.2.1
PID           : 32           PID Type       : video
MPEG Stream Type : 27          Is PCR PID     : No
Cc Err Secs    : 0             TEI Err Secs  : 0
Absent Err Secs : 0           PID Bitrate   : 1949184

Service Id     : 300           Interface Name  : video-300
Group Address  : 192.0.2.6     Source Address  : 192.168.2.1
PID           : 33           PID Type       : pmt
MPEG Stream Type : 0           Is PCR PID     : No
Cc Err Secs    : 0             TEI Err Secs  : 0
Absent Err Secs : 0           PID Bitrate   : 0

Service Id     : 300           Interface Name  : video-300
Group Address  : 192.0.2.6     Source Address  : 192.168.2.1
PID           : 308          PID Type       : audio
MPEG Stream Type : 4           Is PCR PID     : No
Cc Err Secs    : 0             TEI Err Secs  : 0
Absent Err Secs : 0           PID Bitrate   : 136864
=====
*A:SR-12/Dut-C#

*A:SR-12/Dut-C# show video channel pid interface "video-300" source 10.20.13.3 address
 192.0.2.5
=====
Video Channel PID
=====
No Matching Entries
=====

*A:SR-12/Dut-C# show video channel config
=====
Video channel config
=====
  
```

```

Service Id       : 300           Interface Name    : video-300
Group Address    : 192.0.2.6     Source Address    : 10.20.13.2
Analyzer State   : Enabled       Cc Error         : Disabled
PAT Rep Err      : Enabled       TNC PAT Rep      : 200
QOS PAT Rep      : 400          POA PAT Rep      : 600
PAT Syntax       : Enabled       PCR Rep Err      : Enabled
TNC PCR Rep      : 200          QOS PCR Rep      : 400
POA PCR Rep      : 600          Vid PID Absent   : 1000
PID PMT Unref    : Enabled       PMT Rep Err Secs : Enabled
TNC PMT Rep      : 400          QOS PMT Rep      : 800
POA PMT Rep      : 2000         PMT Syntax       : Enabled
SCTE35 Err Secs : Disabled       TEI Err Secs     : Disabled
TS Sync Loss     : Enabled       Non-Vid Pid Abse*: 1000
Alarm Sev        : tnc
  
```

```

-----
Service Id       : 300           Interface Name    : video-300
Group Address    : 192.0.2.6     Source Address    : 192.168.2.1
Analyzer State   : Enabled       Cc Error         : Disabled
PAT Rep Err      : Enabled       TNC PAT Rep      : 200
QOS PAT Rep      : 400          POA PAT Rep      : 600
PAT Syntax       : Enabled       PCR Rep Err      : Enabled
TNC PCR Rep      : 200          QOS PCR Rep      : 400
POA PCR Rep      : 600          Vid PID Absent   : 1000
PID PMT Unref    : Enabled       PMT Rep Err Secs : Enabled
TNC PMT Rep      : 400          QOS PMT Rep      : 800
POA PMT Rep      : 2000         PMT Syntax       : Enabled
SCTE35 Err Secs : Disabled       TEI Err Secs     : Disabled
TS Sync Loss     : Enabled       Non-Vid Pid Abse*: 1000
Alarm Sev        : tnc
  
```

```

-----
Service Id       : 300           Interface Name    : video-300
Group Address    : 192.0.2.7     Source Address    : 10.20.13.3
Analyzer State   : Enabled       Cc Error         : Disabled
PAT Rep Err      : Enabled       TNC PAT Rep      : 200
QOS PAT Rep      : 400          POA PAT Rep      : 600
PAT Syntax       : Enabled       PCR Rep Err      : Enabled
TNC PCR Rep      : 200          QOS PCR Rep      : 400
POA PCR Rep      : 600          Vid PID Absent   : 1000
PID PMT Unref    : Enabled       PMT Rep Err Secs : Enabled
TNC PMT Rep      : 400          QOS PMT Rep      : 800
POA PMT Rep      : 2000         PMT Syntax       : Enabled
SCTE35 Err Secs : Disabled       TEI Err Secs     : Disabled
TS Sync Loss     : Enabled       Non-Vid Pid Abse*: 1000
Alarm Sev        : tnc
  
```

 Number of channels : 3
 =====

* indicates that the corresponding row element may have been truncated.
 *A:SR-12/Dut-C#

*A:SR-12/Dut-C# show video channel config interface "video-300"
 =====

Video channel config
 =====

```

Service Id       : 300           Interface Name    : video-300
Group Address    : 192.0.2.6     Source Address    : 10.20.13.3
Analyzer State   : Enabled       Cc Error         : Disabled
PAT Rep Err      : Enabled       TNC PAT Rep      : 200
QOS PAT Rep      : 400          POA PAT Rep      : 600
PAT Syntax       : Enabled       PCR Rep Err      : Enabled
TNC PCR Rep      : 200          QOS PCR Rep      : 400
POA PCR Rep      : 600          Vid PID Absent   : 1000
  
```

```

PID PMT Unref      : Enabled          PMT Rep Err Secs : Enabled
TNC PMT Rep       : 400                QOS PMT Rep      : 800
POA PMT Rep       : 2000               PMT Syntax       : Enabled
SCTE35 Err Secs   : Disabled           TEI Err Secs     : Disabled
TS Sync Loss      : Enabled            Non-Vid Pid Abse*: 1000
Alarm Sev         : tnc

-----
Service Id        : 300                 Interface Name    : video-300
Group Address     : 192.0.2.6           Source Address   : 192.168.2.1
Analyzer State    : Enabled             Cc Error         : Disabled
PAT Rep Err       : Enabled             TNC PAT Rep      : 200
QOS PAT Rep       : 400                 POA PAT Rep      : 600
PAT Syntax        : Enabled             PCR Rep Err      : Enabled
TNC PCR Rep       : 200                 QOS PCR Rep      : 400
POA PCR Rep       : 600                 Vid PID Absent   : 1000
PID PMT Unref     : Enabled             PMT Rep Err Secs : Enabled
TNC PMT Rep       : 400                 QOS PMT Rep      : 800
POA PMT Rep       : 2000               PMT Syntax       : Enabled
SCTE35 Err Secs   : Disabled           TEI Err Secs     : Disabled
TS Sync Loss      : Enabled            Non-Vid Pid Abse*: 1000
Alarm Sev         : tnc

-----
Service Id        : 300                 Interface Name    : video-300
Group Address     : 192.0.2.7           Source Address   : 10.20.13.3
Analyzer State    : Enabled             Cc Error         : Disabled
PAT Rep Err       : Enabled             TNC PAT Rep      : 200
QOS PAT Rep       : 400                 POA PAT Rep      : 600
PAT Syntax        : Enabled             PCR Rep Err      : Enabled
TNC PCR Rep       : 200                 QOS PCR Rep      : 400
POA PCR Rep       : 600                 Vid PID Absent   : 1000
PID PMT Unref     : Enabled             PMT Rep Err Secs : Enabled
TNC PMT Rep       : 400                 QOS PMT Rep      : 800
POA PMT Rep       : 2000               PMT Syntax       : Enabled
SCTE35 Err Secs   : Disabled           TEI Err Secs     : Disabled
TS Sync Loss      : Enabled            Non-Vid Pid Abse*: 1000
Alarm Sev         : tnc

-----
Number of channels : 3
=====
* indicates that the corresponding row element may have been truncated.
*A:SR-12/Dut-C#

*A:SR-12/Dut-C# show video channel pid
=====
Video Channel PID
=====
Service Id        : 300                 Interface Name    : video-300
Group Address     : 192.0.2.6           Source Address   : 10.20.13.2
PID               : 0                  PID Type         : pat
MPEG Stream Type  : 0                  Is PCR PID       : No
Cc Err Secs       : 0                  TEI Err Secs     : 0
Absent Err Secs   : 16                 PID Bitrate      : 0

Service Id        : 300                 Interface Name    : video-300
Group Address     : 192.0.2.6           Source Address   : 10.20.13.2
PID               : 2                  PID Type         : audio
MPEG Stream Type  : 4                  Is PCR PID       : No
Cc Err Secs       : 0                  TEI Err Secs     : 0
Absent Err Secs   : 0                  PID Bitrate      : 126336

Service Id        : 300                 Interface Name    : video-300
  
```

```

Group Address   : 192.0.2.6      Source Address  : 10.20.13.2
PID            : 32             PID Type       : video
MPEG Stream Type : 27          Is PCR PID     : Yes
Cc Err Secs    : 0             TEI Err Secs   : 0
Absent Err Secs : 0           PID Bitrate    : 1941664

Service Id     : 300           Interface Name  : video-300
Group Address  : 192.0.2.6     Source Address  : 10.20.13.2
PID           : 33            PID Type       : pmt
MPEG Stream Type : 0          Is PCR PID     : No
Cc Err Secs    : 0            TEI Err Secs   : 0
Absent Err Secs : 16          PID Bitrate    : 0
=====
*A:SR-12/Dut-C#

*A:SR-12/Dut-C# show video channel pid interface "video-300" source 10.20.13.2 address
 192.0.2.6
=====
Video Channel PID
=====
Service Id     : 300           Interface Name  : video-300
Group Address  : 192.0.2.6     Source Address  : 10.20.13.2
PID           : 0             PID Type       : pat
MPEG Stream Type : 0          Is PCR PID     : No
Cc Err Secs    : 0            TEI Err Secs   : 0
Absent Err Secs : 16          PID Bitrate    : 0

Service Id     : 300           Interface Name  : video-300
Group Address  : 192.0.2.6     Source Address  : 10.20.13.2
PID           : 2             PID Type       : audio
MPEG Stream Type : 4          Is PCR PID     : No
Cc Err Secs    : 0            TEI Err Secs   : 0
Absent Err Secs : 0           PID Bitrate    : 136864

Service Id     : 300           Interface Name  : video-300
Group Address  : 192.0.2.6     Source Address  : 10.20.13.2
PID           : 32            PID Type       : video
MPEG Stream Type : 27          Is PCR PID     : Yes
Cc Err Secs    : 0            TEI Err Secs   : 0
Absent Err Secs : 0           PID Bitrate    : 1931136

Service Id     : 300           Interface Name  : video-300
Group Address  : 192.0.2.6     Source Address  : 10.20.13.2
PID           : 33            PID Type       : pmt
MPEG Stream Type : 0          Is PCR PID     : No
Cc Err Secs    : 0            TEI Err Secs   : 0
Absent Err Secs : 16          PID Bitrate    : 0

Service Id     : 300           Interface Name  : video-300
Group Address  : 192.0.2.6     Source Address  : 10.20.13.2
PID           : 308           PID Type       : audio
MPEG Stream Type : 4          Is PCR PID     : No
Cc Err Secs    : 0            TEI Err Secs   : 0
Absent Err Secs : 0           PID Bitrate    : 136864

Number of pids for this channel: 5
-----
Number of channels : 1
=====
*A:SR-12/Dut-C#

```

channel

Syntax

channel all [**rt-client**] [**rt-server**] [**fcc-server**] [**ad-insert**]

channel *grp-address* [**source** *srcAddr*] [**rt-client**] [**rt-server**] [**fcc-server**] [**ad-insert**]

Context

[\[Tree\]](#) (clear>video>statistics>id channel)

Full Context

clear video statistics id channel

Description

This command clears video statistics for a particular channel.

Parameters

all

Clears statistics for all channels.

rt-client

Clears all RET client related statistics.

rt-server

Clears all RET server related statistics.

fcc-server

Clears all FCC server related statistics.

ad-insert

Clears all ad insert related statistics.

grp-address

Clears statistics for the specified channel group address.

source *srcAddr*

Clears statistics for the specified source address.

Platforms

7450 ESS, 7750 SR-1, 7750 SR-7/12/12e, 7750 SR-1s, 7750 SR-2s, 7750 SR-7s, 7750 SR-14s

7.23 charging-filter

charging-filter

Syntax

charging-filter {*charging-filter-id* | **non-zero**}

Context

[\[Tree\]](#) (show>app-assure>group>policy charging-filter)

Full Context

show application-assurance group policy charging-filter

Description

This command displays information about the charging filter.

Parameters

charging-filter-id

Specifies the ID of an existing charging filter entry.

Values 1 to 65535

non-zero

Specifies to show all non-zero count entries.

Platforms

7450 ESS, 7750 SR, 7750 SR-e, 7750 SR-s, VSR

Output

The following output example shows the charging filter information, and [Table 71: Show AA group policy charging filter output fields](#) describes the fields.

```
show application-assurance group 1:0 policy charging-filter 1
```

Sample Output

```
=====
Charging Filter Entry 1
=====
Description       : "Charging-filter entry for WhatsApp Video"
Admin State       : in-service
Charging Group    : "cgVideo100"
Hits              : 0 flows

Match :
  Application      : eq "Whats App"
  Flow Attribute   : flow-attribute video confidence gte 100
=====
```

Table 71: Show AA group policy charging filter output fields

Label	Description
Charging Filter Entry	The charging filter
Description	The description of the charging filter
Admin State	The administrative state of the filter
Charging Group	The charging group
Hits	The number of hits
Application	The matched application
Flow Attribute	The flow attribute used by the match criteria

7.24 charging-group

charging-group

Syntax

charging-group

charging-group *charging-group-name*

Context

[\[Tree\]](#) (show>app-assure>group>policy charging-group)

Full Context

show application-assurance group policy charging-group

Description

This command displays application-assurance policy application information.

Parameters

charging-group-name

Specifies the application name, up to 32 characters.

Platforms

7450 ESS, 7750 SR, 7750 SR-e, 7750 SR-s, VSR

charging-group

Syntax

```
charging-group [charging-group-name] count [detail]  
charging-group count top granularity [max-count max-count]
```

Context

[\[Tree\]](#) (show>app-assure>group>aa-sub charging-group)

Full Context

```
show application-assurance group aa-sub charging-group
```

Description

This command displays application-assurance group charging group information.

Parameters

charging-group-name

Specifies an existing charging group.

count

Displays the counters for the charging group.

detail

Displays detailed information.

top

Displays counters sorted by granularity.

granularity

Specifies the granularity of the search.

Values octets, packets, flows

max-count

Specifies the maximum flows to display.

Values 1 to 4294967295

Platforms

7450 ESS, 7750 SR, 7750 SR-e, 7750 SR-s, VSR

charging-group

Syntax

```
charging-group [charging-group-name] count
```

Context

[Tree] (show>app-assure>group>aa-sub>um charging-group)

Full Context

show application-assurance group aa-sub usage-monitor charging-group

Description

This command displays usage monitor statistics for the charging group.

Parameters

charging-group-name

Specifies the charging group name, up to 32 characters.

count

Displays counters for the charging group.

Platforms

7450 ESS, 7750 SR, 7750 SR-e, 7750 SR-s, VSR

charging-group

Syntax

charging-group [*charging-group-name*] **count** [**detail**]

Context

[Tree] (tools>dump>app-assure>group>aa-sub charging-group)

Full Context

tools dump application-assurance group aa-sub charging-group

Description

This command displays per-subscriber per-charging-group statistics.

Platforms

7750 SR, 7750 SR-e, 7750 SR-s, VSR

7.25 chassis

chassis

Syntax

chassis [**environment**] [**ccm**] [**power-supply**] [*chassis-id*]

chassis class *chassis-class*

chassis detail [**class** *chassis-class*]

Context

[\[Tree\]](#) (show chassis)

Full Context

show chassis

Description

This command displays general status information about the chassis.

Parameters

chassis-id

Specifies the ID of the chassis.

chassis-class

Displays information related to the chassis of the specified class.

Values router or eth-sat

environment

Displays environmental status information about the chassis.

Default Displays all chassis information.

power-supply

Displays the status of the power supply in the chassis.

Default Displays all chassis information.

detail

Displays detailed information for all chassis in the system.

ccm

Displays chassis control module information for platforms that support CCMs.

Platforms

All

Output

See the following sections for sample outputs:

- [Output Fields: show chassis](#)

- [Sample Output: show chassis \(showing 7750 SR\)](#)
- [Sample Output: show chassis environment](#)
- [Sample Output: show chassis power-supply \(showing 7750 SR-1\)](#)
- [Sample Output: show chassis ccm](#)
- [Sample Output: show chassis \(showing 7950 XRS\)](#)
- [Sample Output: show chassis detail \(showing 7950 XRS\)](#)
- [Sample Output: show chassis \(showing 7750 SR with Ethernet satellites configured\)](#)

Sample Output: show chassis (showing 7750 SR)

```
A:PE-1# show chassis
=====
System Information
=====
Name                : PE-1
Type                : 7750 SR-12
Chassis Topology    : Standalone
Location            : (Not Specified)
Coordinates         : (Not Specified)
CLLI code           :
Number of slots     : 12
Oper number of slots : 12
Num of faceplate ports/connectors : 97
Num of physical ports : 97
Critical LED state  : Off
Major LED state     : Off
Minor LED state     : Off
Over Temperature state : OK
Base MAC address    : 10:e8:78:b8:21:47
Admin chassis mode  : d
Oper chassis mode   : d
Fabric Speed        : 10 Gig
FP Generations      : FP3
System Profile      : none
=====
Chassis Summary
=====
Chassis  Role          Status
-----  -
1         Standalone      up
=====
A:PE-1#
```

Sample Output: show chassis environment

```
A:SR-12# show chassis environment
=====
Chassis 1 Detail
=====
Environment Information
Number of fan trays : 3
Number of fans : 6
Fan tray number : 1
  Speed : 44 %
  Status : up
Fan tray number : 2
  Speed : 44 %
  Status : up
Fan tray number : 3
```

```
Speed : 44 %  
Status : up  
=====
```

Sample Output: show chassis power-supply (showing 7750 SR-1)

```
A:ALA-4# show chassis power-supply  
=====  
Chassis 1 Detail  
=====  
Power Supply Information  
Number of power supplies      : 1  
  
Power supply number          : 1  
Power supply type            : dc multiple  
Power supply model           : pem  
Status1                      : present  
Input voltage 1              : 53.81 Volts  
Status2                      : failed  
Input voltage 2              : 0.00 Volts  
=====  
A:ALA-4#
```

Sample Output: show chassis ccm

```
A:7750-3# show chassis ccm  
=====  
Chassis Information  
=====  
Chassis Control Module (CCM) Information  
CCM number                   : 1  
Equipped                     : yes  
Type                         : ccm-xp  
  
Hardware Data  
Part number                  : Sim Part#  
CLEI code                   : Sim CLEI  
Serial number                : ccm-0  
Manufacture date             : 01012003  
Manufacturing string         : Sim MfgString ccm-0  
Manufacturing deviations     : Sim MfgDeviation ccm-0  
Administrative state         : up  
Operational state            : up  
Temperature                  : 32C  
Temperature threshold        : 75C  
Time of last boot            : N/A  
Current alarm state          : alarm cleared  
=====  
A:7750-3>
```

Sample Output: show chassis (showing 7950 XRS)

```
*A:PE-1# show chassis  
=====  
System Information  
=====  
Name                         : PE-1  
Type                         : 7950 XRS-20  
Chassis Topology             : Standalone  
Location                     : (Not Specified)  
Coordinates                   : (Not Specified)  
CLLI code                    :
```

```

Number of slots           : 24
Oper number of slots     : 12
Num of faceplate ports/connectors : 314
Num of physical ports    : 314
Critical LED state       : Off
Major LED state          : Off
Minor LED state          : Amber
Over Temperature state   : OK
Base MAC address         : 24:af:4a:a3:ac:c5
FP Generations           : FP3
System Profile           : none
=====
Chassis Summary
=====
Chassis  Role          Status
-----
1         Standalone   up
=====
*A:PE-1#
  
```

Sample Output: show chassis detail (showing 7950 XRS)

```

*A:PE-1# show chassis detail
=====
System Information
=====
Name           : PE-1
Type           : 7950 XRS-20
Chassis Topology : Standalone
Location       : (Not Specified)
Coordinates    : (Not Specified)
CLLI code      :
Number of slots : 24
Oper number of slots : 12
Num of faceplate ports/connectors : 314
Num of physical ports : 314
Critical LED state : Off
Major LED state  : Off
Minor LED state  : Amber
Over Temperature state : OK
Base MAC address : 24:af:4a:a3:ac:c5
FP Generations   : FP3
System Profile   : none
=====
Chassis 1 Detail
=====
Chassis Status : up
Chassis Role   : Standalone
Hardware Data
  Part number   :
  CLEI code     :
  Serial number : AME4-14
  Manufacture date :
  Manufacturing deviations : (Not Specified)
  Manufacturing assembly number :
  Time of last boot : 2017/10/23 12:29:41
  Current alarm state : alarm active
-----
Environment Information
Number of fan trays : 2
Number of fans      : 16

Fan tray number     : 1
  
```



```

Speed : 38 %
Status : up
Hardware Data
  Part number : 3HE07119AARB01
  CLEI code : IPUCA9U1AA
  Serial number : NS131062838
  Manufacture date : 03212013
  Manufacturing deviations : (Not Specified)
  Manufacturing assembly number : 82-0354-03
  Administrative state : up
  Operational state : up
  Time of last boot : 2017/10/23 12:27:47
  Current alarm state : alarm cleared
  Firmware revision status : acceptable
Hardware Resources (Power-Zone 1)
  Voltage
    Minimum : 53.00 Volts (10/23/2017 12:30:28)
    Current : 53.00 Volts
    Peak : 54.00 Volts (10/23/2017 12:29:48)
  Wattage
    Minimum : 106.00 Watts (10/23/2017 12:30:28)
    Current : 159.00 Watts
    Peak : 324.00 Watts (10/23/2017 12:29:48)
    Max Required : 900.00 Watts
  Amperage
    Minimum : 2.00 Amps (10/23/2017 12:29:56)
    Current : 3.00 Amps
    Peak : 6.00 Amps (10/23/2017 12:29:48)

Fan tray number : 2
Speed : 38 %
Status : up
Hardware Data
  Part number : 3HE07119AARB01
  CLEI code : IPUCA9U1AA
  Serial number : NS152062365
  Manufacture date : 05232015
  Manufacturing deviations : (Not Specified)
  Manufacturing assembly number : 82-0354-03
  Administrative state : up
  Operational state : up
  Time of last boot : 2017/10/23 12:27:25
  Current alarm state : alarm cleared
  Firmware revision status : acceptable
Hardware Resources (Power-Zone 1)
  Voltage
    Minimum : 52.00 Volts (10/23/2017 12:32:01)
    Current : 52.00 Volts
    Peak : 54.00 Volts (10/23/2017 12:29:54)
  Wattage
    Minimum : 106.00 Watts (10/23/2017 12:30:05)
    Current : 156.00 Watts
    Peak : 371.00 Watts (10/23/2017 12:29:51)
    Max Required : 900.00 Watts
  Amperage
    Minimum : 2.00 Amps (10/23/2017 12:29:54)
    Current : 3.00 Amps
    Peak : 7.00 Amps (10/23/2017 12:29:51)
-----
Power Management Information
  Power Management Mode : basic
  Power Safety Level : 100%
  Power Safety Alert : 0 watts
  Number of PEQs : 12
  
```

```

PEQ number : 1
PEQ Equipped Type : apeq-dc-2000
PEQ Provisioned Type : (Not Specified)
Power-Zone : 1
Status : up
Input Feed Status : input B down
Input Power Mode : N/A
Hardware Data
  Part number : 3HE07114AARA01
  CLEI code : IPUPAJHUAA
  Serial number : NS1250G0116
  Manufacture date : 12202012
  Manufacturing deviations : (Not Specified)
  Manufacturing assembly number : 8205320107
  Administrative state : up
  Operational state : unprovisioned
  Time of last boot : 2017/10/23 12:27:33
  Current alarm state : alarm active
  Firmware revision status : acceptable

PEQ number : 2
PEQ Equipped Type : apeq-dc-2000
PEQ Provisioned Type : (Not Specified)
Power-Zone : 1
Status : up
Input Feed Status : input B down
Input Power Mode : N/A
Hardware Data
  Part number : 3HE07114AARA01
  CLEI code : IPUPAJHUAA
  Serial number : NS1249G0022
  Manufacture date : 12202012
  Manufacturing deviations : (Not Specified)
  Manufacturing assembly number : 8205320107
  Administrative state : up
  Operational state : unprovisioned
  Time of last boot : 2017/10/23 12:27:26
  Current alarm state : alarm active
  Firmware revision status : acceptable

PEQ number : 3
PEQ Equipped Type : apeq-dc-2000
PEQ Provisioned Type : (Not Specified)
Power-Zone : 1
Status : up
Input Feed Status : input B down
Input Power Mode : N/A
Hardware Data
  Part number : 3HE07114AARA01
  CLEI code : IPUPAJHUAA
  Serial number : NS1250G0141
  Manufacture date : 12202012
  Manufacturing deviations : (Not Specified)
  Manufacturing assembly number : 8205320107
  Administrative state : up
  Operational state : unprovisioned
  Time of last boot : 2017/10/23 12:27:31
  Current alarm state : alarm active
  Firmware revision status : acceptable

PEQ number : 4
PEQ Equipped Type : apeq-dc-2000
PEQ Provisioned Type : (Not Specified)

```

```
Power-Zone          : 1
Status              : up
Input Feed Status   : input B down
Input Power Mode    : N/A
Hardware Data
  Part number       : 3HE07114AARA01
  CLEI code        : IPUPAJHUAA
  Serial number     : NS1249G0201
  Manufacture date  : 12202012
  Manufacturing deviations : (Not Specified)
  Manufacturing assembly number : 8205320107
  Administrative state : up
  Operational state : unprovisioned
  Time of last boot : 2017/10/23 12:27:26
  Current alarm state : alarm active
  Firmware revision status : acceptable

PEQ number          : 5
PEQ Equipped Type   : apeq-dc-2000
PEQ Provisioned Type : (Not Specified)
Power-Zone          : 1
Status              : up
Input Feed Status   : input B down
Input Power Mode    : N/A
Hardware Data
  Part number       : 3HE07114AARA01
  CLEI code        : IPUPAJHUAA
  Serial number     : NS1250G0123
  Manufacture date  : 12202012
  Manufacturing deviations : (Not Specified)
  Manufacturing assembly number : 8205320107
  Administrative state : up
  Operational state : unprovisioned
  Time of last boot : 2017/10/23 12:27:32
  Current alarm state : alarm active
  Firmware revision status : acceptable

PEQ number          : 6
PEQ Equipped Type   : apeq-dc-2000
PEQ Provisioned Type : (Not Specified)
Power-Zone          : 1
Status              : up
Input Feed Status   : input B down
Input Power Mode    : N/A
Hardware Data
  Part number       : 3HE07114AARA01
  CLEI code        : IPUPAJHUAA
  Serial number     : NS1250G0061
  Manufacture date  : 12182012
  Manufacturing deviations : (Not Specified)
  Manufacturing assembly number : 8205320107
  Administrative state : up
  Operational state : unprovisioned
  Time of last boot : 2017/10/23 12:27:34
  Current alarm state : alarm active
  Firmware revision status : acceptable

PEQ number          : 7
PEQ Equipped Type   : apeq-dc-2000
PEQ Provisioned Type : (Not Specified)
Power-Zone          : 1
Status              : up
Input Feed Status   : input B down
Input Power Mode    : N/A
```

```
Hardware Data
  Part number           : 3HE07114AARB01
  CLEI code            : IPUPAJHUAA
  Serial number        : NS13226A310
  Manufacture date     : 06042013
  Manufacturing deviations : (Not Specified)
  Manufacturing assembly number : 82-0532-02
  Administrative state  : up
  Operational state     : unprovisioned
  Time of last boot    : 2017/10/23 12:27:33
  Current alarm state   : alarm active
  Firmware revision status : acceptable

PEQ number             : 8
PEQ Equipped Type     : apeq-dc-2000
PEQ Provisioned Type  : (Not Specified)
Power-Zone            : 1
Status                : up
Input Feed Status     : input B down
Input Power Mode      : N/A
Hardware Data
  Part number           : 3HE07114AARA01
  CLEI code            : IPUPAJHUAA
  Serial number        : NS1250G0152
  Manufacture date     : 12202012
  Manufacturing deviations : (Not Specified)
  Manufacturing assembly number : 8205320107
  Administrative state  : up
  Operational state     : unprovisioned
  Time of last boot    : 2017/10/23 12:27:29
  Current alarm state   : alarm active
  Firmware revision status : acceptable

PEQ number             : 9
PEQ Equipped Type     : apeq-dc-2000
PEQ Provisioned Type  : (Not Specified)
Power-Zone            : 1
Status                : up
Input Feed Status     : input B down
Input Power Mode      : N/A
Hardware Data
  Part number           : 3HE07114AARA01
  CLEI code            : IPUPAJHUAA
  Serial number        : NS1250G0122
  Manufacture date     : 12202012
  Manufacturing deviations : (Not Specified)
  Manufacturing assembly number : 8205320107
  Administrative state  : up
  Operational state     : unprovisioned
  Time of last boot    : 2017/10/23 12:27:28
  Current alarm state   : alarm active
  Firmware revision status : acceptable

PEQ number             : 10
PEQ Equipped Type     : apeq-dc-2000
PEQ Provisioned Type  : (Not Specified)
Power-Zone            : 1
Status                : up
Input Feed Status     : input B down
Input Power Mode      : N/A
Hardware Data
  Part number           : 3HE07114AARA01
  CLEI code            : IPUPAJHUAA
  Serial number        : NS1250G0146
```

```

    Manufacture date      : 12202012
    Manufacturing deviations : (Not Specified)
    Manufacturing assembly number : 8205320107
    Administrative state   : up
    Operational state      : unprovisioned
    Time of last boot      : 2017/10/23 12:27:25
    Current alarm state    : alarm active
    Firmware revision status : acceptable

    PEQ number           : 11
    PEQ Equipped Type     : apeq-dc-2000
    PEQ Provisioned Type  : (Not Specified)
    Power-Zone           : 1
    Status                : up
    Input Feed Status     : input B down
    Input Power Mode      : N/A
    Hardware Data
      Part number         : 3HE07114AARA01
      CLEI code           : IPUPAJHUAA
      Serial number       : NS1249G0202
      Manufacture date    : 12202012
      Manufacturing deviations : (Not Specified)
      Manufacturing assembly number : 8205320107
      Administrative state   : up
      Operational state      : unprovisioned
      Time of last boot      : 2017/10/23 12:27:30
      Current alarm state    : alarm active
      Firmware revision status : acceptable

    PEQ number           : 12
    PEQ Equipped Type     : apeq-dc-2000
    PEQ Provisioned Type  : (Not Specified)
    Power-Zone           : 1
    Status                : up
    Input Feed Status     : input B down
    Input Power Mode      : N/A
    Hardware Data
      Part number         : 3HE07114AARA01
      CLEI code           : IPUPAJHUAA
      Serial number       : NS1250G0115
      Manufacture date    : 12202012
      Manufacturing deviations : (Not Specified)
      Manufacturing assembly number : 8205320107
      Administrative state   : up
      Operational state      : unprovisioned
      Time of last boot      : 2017/10/23 12:27:29
      Current alarm state    : alarm active
      Firmware revision status : acceptable
  -----
  Chassis Control Module (CCM) Information

  CCM Slot               : A
  Equipped                : yes
  Hardware Data
    Part number           : 82-0263-03
    CLEI code             :
    Serial number         : AQUA03-30
    Manufacture date      :
    Manufacturing deviations : (Not Specified)
    Manufacturing assembly number :
    Administrative state   : up
    Operational state      : up
    Temperature           : 45C
    Temperature threshold : 75C
  
```

```

Time of last boot      : N/A
Current alarm state   : alarm cleared
Hardware Resources (Power-Zone 1)
Voltage
  Minimum              : 51.67 Volts (10/23/2017 12:31:59)
  Current              : 51.67 Volts
  Peak                 : 52.68 Volts (10/23/2017 12:29:52)
Wattage
  Minimum              : 21.29 Watts (10/23/2017 12:30:20)
  Current              : 21.98 Watts
  Peak                 : 22.66 Watts (10/23/2017 12:29:50)
  Max Required         : 22.00 Watts
Amperage
  Minimum              : 0.41 Amps (10/23/2017 12:30:20)
  Current              : 0.43 Amps
  Peak                 : 0.43 Amps (10/23/2017 12:29:50)

CCM Slot              : B
Equipped              : yes
Hardware Data
  Part number          : 82-0263-03
  CLEI code            :
  Serial number        : AQUA03-10
  Manufacture date     :
  Manufacturing deviations : (Not Specified)
  Manufacturing assembly number :
  Administrative state : up
  Operational state    : up
  Temperature          : 44C
  Temperature threshold : 75C
  Time of last boot    : N/A
  Current alarm state   : alarm cleared
Hardware Resources (Power-Zone 1)
Voltage
  Minimum              : 51.63 Volts (10/23/2017 12:32:00)
  Current              : 51.63 Volts
  Peak                 : 52.59 Volts (10/23/2017 12:30:14)
Wattage
  Minimum              : 22.66 Watts (10/23/2017 12:30:40)
  Current              : 23.35 Watts
  Peak                 : 23.35 Watts (10/23/2017 12:30:14)
  Max Required         : 22.00 Watts
Amperage
  Minimum              : 0.45 Amps (10/23/2017 12:30:14)
  Current              : 0.46 Amps
  Peak                 : 0.46 Amps (10/23/2017 12:31:32)
=====
*A:PE-1#
  
```

Sample Output: show chassis (showing 7750 SR with Ethernet satellites configured)

```

*A:PE-1# show chassis
=====
System Information
=====
Name              : PE-1
Type              : 7750 SR-12
Chassis Topology  : Standalone
Location          : (Not Specified)
Coordinates       : (Not Specified)
CLLI code         :
Number of slots   : 12
Oper number of slots : 12
  
```

```

Num of faceplate ports/connectors : 165
Num of physical ports             : 165
Critical LED state                 : Off
Major LED state                   : Off
Minor LED state                   : Off
Over Temperature state            : OK
Base MAC address                  : 10:e8:78:b8:21:47
Admin chassis mode                : d
Oper chassis mode                 : d
Fabric Speed                      : 10 Gig
FP Generations                    : FP3
System Profile                    : none
=====
Chassis Summary
=====
Chassis  Role          Status
-----
1        Standalone    up
esat-1   Ethernet Satellite up
=====
*A:PE-1#
  
```

Output Fields: show chassis

Table 72: Output Fields: show chassis describes the output fields for the **show chassis** command.

Table 72: Output Fields: show chassis

Label	Description
Name	The system name for the router.
Type	Displays the router model number.
Chassis Topology	Indicates the inter-chassis topology mode in which the system is operating. Standalone indicates that the system is comprised of a single physical router chassis. Extended (XRS-40) on a 7950 XRS based system indicates that two router chassis are connected together in a "back-to-back" topology with no additional switch fabric chassis. An extended chassis topology is comprised of two XRS-20 chassis and is also known as an XRS-40 system.
Chassis role	Specifies the Chassis Roles. Standalone — Specifies the value for all non-7950 XRS SR OS systems and for 7950 XRS-20 standalone systems. 7950 XRS-40 Master 7950 XRS-40 Extension
Location	The system location for the device.
Coordinates	A user-configurable string that indicates the Global Positioning System (GPS) coordinates for the location of the chassis. For example: <ul style="list-style-type: none"> N 45 58 23, W 34 56 12

Label	Description
	<ul style="list-style-type: none"> N37 37' 00 latitude, W122 22' 00 longitude N36*39.246' W121*40.121'
CLLI Code	The Common Language Location Identifier (CLLI) that uniquely identifies the geographic location of places and certain functional categories of equipment unique to the telecommunications industry.
Number of slots	The number of slots in the 7450 ESS and 7750 SR chassis that are available for plug-in cards. The total number includes the IOM/CCM slot(s) and the CPM slots.
Number of ports	The total number of ports currently installed in this chassis. This count does not include the Ethernet ports on the CPMs/CCMs that are used for management access.
Oper Number of Slots	The number of slots in the 7950 XRS chassis that are available for XCM cards and CPM cards operating as the active or standby CPM. Oper Number of Slots goes to 24 when Chassis Topology is Extended.
Critical LED state	The current state of the Critical LED in this chassis.
Major LED state	The current state of the Major LED in this chassis.
Minor LED state	The current state of the Minor LED in this chassis.
Base MAC address	The base chassis Ethernet MAC address.
FP Generations	Identifies the FP generations for cards in the system.
System Profile	The scaling profile in use by the system.
Over Temperature state	Indicates if there is currently an over temperature condition (OK = not currently over temp).
Admin chassis mode	The configured chassis mode (chassis mode D).
Oper chassis mode	The current chassis mode.
Part number	The part number of the particular hardware assembly. In the show chassis output, the first set of Hardware Data output is for the chassis mid-plane.
CLEI code	The Common Language Equipment Code of the particular hardware assembly.
Serial number	The serial number of the particular hardware assembly.
Manufacture date	The manufacture date of the particular hardware assembly.
Manufacturing string	The factory inputted manufacturing text string for the particular hardware assembly.
Manufacturing deviations	Additional manufacturing data.
Manufacturing assembly number	Additional manufacturing data.

Label	Description
Time of last boot	The date and time the most recent boot occurred.
Current alarm state	Displays the alarm conditions for the specific board.
Number of fan trays	The total number of fan trays installed in this chassis.
Number of fans	The total number of fans installed in this chassis.
Fan tray number	The ID for each fan tray installed in the chassis
Fan tray type	Indicates the type of fan tray: Chassis - standard fan tray PCM - dedicated to cooling PCMs in the 7950 XRS-20e Universal chassis
Operational status	Current status of the fan tray.
Speed	Indicates the speed of the fans as a percentage.
Status	Current status of the particular hardware assembly (up, down, or not equipped).
Number of power supplies	The number of power supplies installed in the chassis.
Power supply number	The ID for each power supply installed in the chassis.
Power supply type	The basic type of the power supply.
Power supply model	The model of the power supply.
Input voltage	The input voltage for the specific power supply or power module. This field is only displayed for a subset of platforms.
CCM Slot	The identifier of the CCM (A or B).
Equipped	Indicates if the CCM is detected as physically present.
Temperature	The current temperature detected by the particular hardware assembly.
Temperature threshold	The temperature at which the particular hardware assembly considers an over temperature condition to exist.
Part number	The CCM part number.
CLEI code	The code used to identify the router.
Serial number	The CCM serial number. Not user modifiable.
Manufacture date	The chassis manufacture date. Not user modifiable.
Manufacturing string	Factory-inputted manufacturing text string. Not user modifiable.
Administrative state	Up — The card is administratively up.

Label	Description
	Down — The card is administratively down.
Operational state	Up — The card is operationally up. Down — The card is operationally down.
Temperature	The internal chassis temperature.
Temperature threshold	The value above which the internal temperature must rise in order to indicate that the temperature is critical.
Time of last boot	The date and time the most recent boot occurred.
Current alarm state	Displays the alarm conditions for the CCM.

chassis

Syntax

chassis [*phys-chassis-id*]

Context

[\[Tree\]](#) (tools>perform chassis)

Full Context

tools perform chassis

Description

The following command performs chassis maintenance operations.

Parameters

phys-chassis-id

The identifier of the physical chassis for the tools perform context.

Values 1

Platforms

All

chassis

Syntax

chassis

Context

[\[Tree\]](#) (clear chassis)

Full Context

clear chassis

Description

Commands in this context clear data for various pieces of equipment that sit in a chassis.

Platforms

7750 SR-s

chassis

Syntax

chassis

Context

[\[Tree\]](#) (show>mcast-mgmt chassis)

Full Context

show mcast-management chassis

Description

This command displays multicast path management chassis information.

Platforms

7450 ESS, 7750 SR-1x-48D, 7750 SR-1x-92S, 7750 SR-7/12/12e, 7750 SR-s, 7950 XRS, VSR

7.26 check-bp-eprom

check-bp-eprom

Syntax

check-bp-eprom

Context

[\[Tree\]](#) (tools>perform>chassis check-bp-eprom)

Full Context

tools perform chassis check-bp-eprom

Description

This command checks the chassis BP EPROM. The function reads the EPROM and is corrected with one of the following:

- for each SEEP that is found to be acceptable or can be corrected:
"BP eprom X: ok" with X = seep number
- for each SEEP that is found to be unacceptable and cannot be corrected:
"BP eprom X: not ok"

Platforms

All

7.27 cisco-hdlc

cisco-hdlc

Syntax

cisco-hdlc

Context

[\[Tree\]](#) (show>port cisco-hdlc)

Full Context

show port cisco-hdlc

Description

This command displays Cisco HDLC port information.

Platforms

7450 ESS, 7750 SR, 7750 SR-a, 7750 SR-e, 7750 SR-s, 7950 XRS

7.28 class-forwarding-policy

class-forwarding-policy

Syntax

class-forwarding-policy [*policy-name*]

Context

[\[Tree\]](#) (show>router>mpls class-forwarding-policy)

Full Context

show router mpls class-forwarding-policy

Description

This command displays the mapping of the Forwarding Classes (FCs) to the set IDs as well as the default set ID of the CBF policy. It also shows the number of MPLS LSPs that reference this CBF policy.

Parameters

policy-name

Specifies the name of the class-forwarding-policy, up to 256 characters and composed of printable, 7-bit ASCII characters excluding double quotes. If the string contains spaces, use double quotes to delimit the start and end of the string.

Platforms

All

Output

The following is an example of class forwarding policy information.

Sample Output

```
*A:Dut-B>show>router# show router mpls class-forwarding-policy "policy1"
=====
MPLS Class Forwarding Policy Table
=====
Policy Name                Default Forwarding Class Set-id Ref
Set-Id                    be l2 af l1 h2 ef h1 nc Count
-----
policy1                    3      1 1 2 2 3 3 4 4 50
-----
No. of Forwarding Policies: 1
=====
```

7.29 classic-lsn-sub

classic-lsn-sub

Syntax

classic-lsn-sub *router-instance* **ip-prefix** *ip-prefix/length*

classic-lsn-sub *router-instance* **ip-prefix** *ip-prefix/length* **subscriber-string**

Context

[\[Tree\]](#) (clear>nat classic-lsn-sub)

Full Context

clear nat classic-lsn-sub

Description

This command clears NAT mappings for classic LSN subscribers.

Parameters

router-instance

Specifies the router instance, up to 32 characters.

ip-prefix/length

Specifies the IP prefix and length.

Values ip-prefix: a.b.c.d (host bits must be 0)length: 0 to 32

subscriber-string

Clears subscriber string information.

Platforms

7450 ESS, 7750 SR, 7750 SR-e, 7750 SR-s, VSR

7.30 clear

clear

Syntax

clear *aps-id* {**protect** | **working**} [**number** *number*]

Context

[\[Tree\]](#) (tools>perform>aps clear)

Full Context

tools perform aps clear

Description

This command removes all Automated Protection Switching (APS) operational commands.

Parameters

aps-id

This option clears a specific APS on un-bundled SONET/SDH ports.

Values	<i>aps-id</i>	<i>aps-group-id</i>
	aps	keyword
	group-id	1 to 128

protect

This command clears a physical port that is acting as the protection circuit for the APS group.

working

This command clears a physical port that is acting as the working circuit for this APS group.

number

Specifies the APS channel number.

Values
1, 2

Platforms

7450 ESS, 7750 SR-7/12/12e, 7750 SR-a, 7750 SR-e

clear

Syntax

clear *ring-index*

Context

[\[Tree\]](#) (tools>perform>eth-ring clear)

Full Context

tools perform eth-ring clear

Description

The clear command, at the Ethernet Ring Node, is used for the following operations:

- Clearing an active local administrative command, such as a Forced Switch or Manual Switch
- Triggering reversion before the WTR or WTB timer expires in case of revertive operation
- Triggering reversion in case of non-reactive operation

Parameters

ring-index

Specifies an Ethernet Ring index.

Values 1 to 128

Platforms

7450 ESS, 7750 SR, 7750 SR-a, 7750 SR-e, 7750 SR-s, 7950 XRS

clear

Syntax

`clear id tunnel-id`

`clear lsp-name`

Context

[\[Tree\]](#) (tools>perform>router>mpls>tp-tunnel clear)

Full Context

tools perform router mpls tp-tunnel clear

Description

This command clears all the MPLS-TP linear protection operational commands for the specified LSP that are currently active.

Parameters

tunnel-id

Specifies the tunnel number of the MPLS-TP LSP.

Values 1 to 61440

lsp-name

Specifies the name of the MPLS-TP LSP, up to 32 characters.

Platforms

7450 ESS, 7750 SR, 7750 SR-a, 7750 SR-e, 7750 SR-s, 7950 XRS

7.31 clear-arp

clear-arp

Syntax

clear-arp [**ip** *ipv4-address*]

Context

[\[Tree\]](#) (tools>perform>wlan-gw>lanext>bd clear-arp)

Full Context

tools perform wlan-gw lanext bd clear-arp

Description

This command clears all ARP table entries for the specified HLE BD or a specific entry if an IPv4 address is specified.

Parameters

ipv4-address

Specifies the IPv4 address of the ARP table entry to be cleared.

Platforms

7750 SR, 7750 SR-e, 7750 SR-s, VSR

7.32 clear-force

clear-force

Syntax

clear-force all-mc

clear-force lag-id *lag-id* [**sub-group** *sub-group-id*]

clear-force peer-mc *ip-address*

Context

[\[Tree\]](#) (tools>perform>lag clear-force)

Full Context

tools perform lag clear-force

Description

This command clears forced status.

Parameters

all-mc

Specifies all MC-LAGs.

lag-id

Specifies the LAG ID.

Values 1 to 800

sub-group-id

Specifies the subscriber group ID.

Values 1 to 16

ip-address

Specifies the peer MC IP address.

Values ipv4-address: a.b.c.d

ipv6-address:

- x:x:x:x:x:x:x (eight 16-bit pieces)
- x:x:x:x:x:d.d.d.d, where x: [0 to FFFF]H and d: [0 to 255]D

Platforms

All

7.33 clear-lockout-annexb

clear-lockout-annexb

Syntax

clear-lockout-annexb *aps-id*

Context

[\[Tree\]](#) (tools>perform>aps clear-lockout-annexb)

Full Context

tools perform aps clear-lockout-annexb

Description

This command clears lockout of the Annex B APS group.

Parameters

aps-id

Specifies an APS ID.

Values	<i>aps-id</i>	<i>aps-group-id</i>
	aps	keyword
	group-id	1 to 128

Platforms

7450 ESS, 7750 SR-7/12/12e, 7750 SR-a, 7750 SR-e

7.34 clear-mac

clear-mac

Syntax

clear-mac [*mac ieee-address*]

Context

[\[Tree\]](#) (tools>perform>wlan-gw>lanext>bd clear-mac)

Full Context

tools perform wlan-gw lanext bd clear-mac

Description

This command clears all MAC table entries for the specified HLE BD or a specific entry if a MAC address is specified.

Parameters

ieee-address

Specifies the MAC address of the MAC table entry to be cleared.

Platforms

7750 SR, 7750 SR-e, 7750 SR-s, VSR

7.35 clear-neighbor

clear-neighbor

Syntax

clear-neighbor [**ip6** *ipv6-address*]

Context

[Tree] (tools>perform>wlan-gw>lanext>bd clear-neighbor)

Full Context

tools perform wlan-gw lanext bd clear-neighbor

Description

This command clears all neighbor table entries for the specified HLE BD or a specific entry if an IPv6 address is specified.

Parameters

ipv6-address

Specifies the IPv6 address of the neighbor table entry to be cleared.

Platforms

7750 SR, 7750 SR-e, 7750 SR-s, VSR

7.36 cli

cli

Syntax

cli

Context

[Tree] (show>log cli)

Full Context

show log cli

Description

Commands in this context display log information specific to CLI users (classic CLI or MD-CLI).

Platforms

All

7.37 cli-session-group

cli-session-group

Syntax

cli-session-group *session-group-name*

Context

[\[Tree\]](#) (show>system>security cli-session-group)

Full Context

show system security cli-session-group

Description

This command displays the user profiles of this CLI session group and the session group details.

Parameters

session-group-name

Specifies a session group, up to 32 characters.

Platforms

All

7.38 client

client

Syntax

client all

client client-address *ip-address*

Context

[\[Tree\]](#) (show>test-oam>twamp client)

Full Context

show test-oam twamp client

Description

This command displays TWAMP client information.

Parameters

ip-address

Specifies the IPv4 or IPv6 address of a client.

Values		
ipv4-address:	a.b.c.d	
ipv6-address:	x:x:x:x:x:x:x (eight 16-bit pieces)	
	x:x:x:x:x:d.d.d.d	
	x:	[0 to FFFF]H
	d:	[0 to 255]D

all

Displays all TWAMP client information.

Platforms

7450 ESS, 7750 SR, 7750 SR-a, 7750 SR-e, 7750 SR-s, 7950 XRS

Output

The following sample output shows TWAMP client information.

Sample Output

```

show test-oam twamp client all
=====
Test Session information for Client 6.6.6.6
=====
Index      : 1      State      : Active
SID        : 16 byte hex field
Src Address : SourceIP      Src UDP Port : port
Dst Address : DestIP        Dst UDP Port : port
-----
Index      : 2      State      : Active
SID        : 16 byte hex field
Src Address : SourceIP      Src UDP Port : port
Dst Address : DestIP        Dst UDP Port : port
-----
Number of Sessions: 2
=====
Test Session information for Client 10.10.10.10
=====
Index      : 1      State      : Active
SID        : 16 byte hex field
Src Address : SourceIP      Src UDP Port : port
Dst Address : DestIP        Dst UDP Port : port
-----
Index      : 2      State      : Active
SID        : 16 byte hex field
Src Address : SourceIP      Src UDP Port : port

```

```

Dst Address : DestIP          Dst UDP Port : port
-----
Index       : 3      State      : Active
SID         : 16 byte hex field
Src Address : SourceIP        Src UDP Port : port
Dst Address : DestIP          Dst UDP Port : port
-----
Number of Sessions: 3
=====
Test Session information for Client 1234:5678:90ab:cdef:1234:5678:90ab:cdef
=====
Index       : 1      State      : Active
SID         : 16 byte hex field
Src Address : SourceIP        Src UDP Port : port
Dst Address : DestIP          Dst UDP Port : port
-----
Number of Sessions: 1
=====

show test-oam twamp client 6.6.6.6
=====
Test Session information for Client 6.6.6.6
=====
Index       : 1      State      : Active
SID         : 16 byte hex field
Src Address : SourceIP        Src UDP Port : port
Dst Address : DestIP          Dst UDP Port : port
-----
Index       : 2      State      : Active
SID         : 16 byte hex field
Src Address : SourceIP        Src UDP Port : port
Dst Address : DestIP          Dst UDP Port : port
-----
Number of Sessions: 2
=====
  
```

7.39 client-db

client-db

Syntax

client-db

client-db *db-name* **association**

client-db *db-name* **client** *client-index*

client-db *db-name*

Context

[Tree] (show>ipsec client-db)

Full Context

show ipsec client-db

Description

This commands displays information for client databases. Using this command without any parameters will list all configured client database.

Parameters

db-name

Species to list all IPsec gateways that use the specified client database.

association

Displays information for which this client database is associated.

client *client-index*

Specifies the client index or client name of client entry in the client database.

Platforms

7450 ESS, 7750 SR, 7750 SR-e, 7750 SR-s, VSR

Output

The following is an example output of the **show client-db** command.

Sample Output

```

show ipsec client-db
=====
IPsec Client Database
=====
Name                               Admin State   Match List
-----
test                               Up            idi peer-ip-prefix
-----
No. of entries: 1
=====
show ipsec client-db "test"
=====
IPsec Client Database "test"
=====
Description: (Not Specified)
Match List : idi peer-ip-prefix
Admin State: Up
-----
Database Client List
-----
Index    Name                Admin State
-----
1        client-1            Up
2        client-2            Up
-----
No. of entries: 2
=====

```


client-db

Syntax

client-db *db-name* **lookup peer-ip** *peer-ip-address*

client-db *db-name* **lookup idi string-type** {fqdn | rfc822} **string-value** *string-value* [**peer-ip** *peer-ip-address*]

client-db *db-name* **lookup idi address** *idi-ip-address* [**peer-ip** *peer-ip-address*]

Context

[\[Tree\]](#) (tools>perform>ipsec client-db)

Full Context

tools perform ipsec client-db

Description

This command performs a lookup in the specified client-db by using specified input and displays the matching result.

Sample Output

```
tools perform ipsec client-db "test" lookup idi string-type rfc822 string-
value client-1@examplebm.com peer-ip 10.10.10.100
Result          : 0k
Database        : test
Criterion - Ike Idi : RFC822 "client-1@examplebm.com"
Criterion - Peer IP : 10.10.10.100
Matched Record   : 1 "client-1"
Elapsed Time (us) : 2
```

Parameters

db-name

Specifies the name of the client-db.

peer-ip peer-ip-address

Specifies the peer's tunnel IP address as input, either v4 or v6.

string-type

Specifies the peer's IDi as input.

Values fqdn, rfc822

idi-ip-address

Specifies the peer's IDi of address type as input, either v4 or v6

string-value string-value

Specifies the value of FQDN or RFC822 IDi.

Platforms

7450 ESS, 7750 SR, 7750 SR-e, 7750 SR-s, VSR

7.40 client-tls-profile

client-tls-profile

Syntax

client-tls-profile [*client-tls-profile*]
client-tls-profile *client-tls-profile* **association**

Context

[Tree] (show>system>security>tls client-tls-profile)

Full Context

show system security tls client-tls-profile

Description

This command displays TLS client profile information

Parameters

client-tls-profile
 Specifies the client TLS profile, up to 32 characters.

Platforms

All


Output

The following output is an example of TLS client profile information.

Sample Output

```
*A:Dut-C> show system security tls client-tls-profile
=====
Client Profile Information
=====
Name                               AdminState  OperState
-----
ctp                                 up          up
ctp-alt1                            up          up
ctp-alt2                            up          up
=====

*A:Dut-C> show system security tls client-tls-profile "ctp"
=====
Client Profile Entry "ctp"
=====
Cipher List Name                    : cl_all
Trust Anchor Profile Name           : tap
```



7.41 coa

coa

Syntax

```
coa [nas-port-id attr-string] [framed-ip-addr ip-address] [alc-ipv6-addr ipv6-address] [delegated-ipv6-
pfx ipv6-prefix[/ipv6-prefix-length]] [framed-ipv6-pfx ipv6-prefix [/ipv6-prefix-length]] [alc-serv-id serv-
id] [acct-session-id attr-string] [alc-subscr-id attr-string] [alc-brg-id attr-string] [user-name attr-string]
[alc-client-hw-addr mac-address] [attr attribute [attribute]] [attr-from-file file-url] [from-server attr-
string] [router-or-service attr-string] [debug]
```

Context

[\[Tree\]](#) (tools>perform>subscr-mgmt coa)

Full Context

tools perform subscriber-mgmt coa

Description

This command triggers a Change of Authorization (CoA) without a RADIUS authentication policy.

This command can be used to spoof a CoA from a configured server for purposes such as testing CoA python scripts. However, spoofing a CoA from a RADIUS server requires the configuration of a RADIUS authentication policy.

Parameters

nas-port-id *attr-string*

Specifies the physical access circuit of the NAS up to 253 characters.

ip-address

Specifies the IPv4 host address.

Values *ipv4-address:* a.b.c.d

ipv6-address

Specifies the IPv6 host address.

Values *ipv6-address:* x:x:x:x:x:x:x (eight 16-bit pieces)
 x:x:x:x:x:d.d.d.d
 x - [0 to FFFF]H

d - [0 to 255]D

ipv6-prefix[/ipv6-prefix-length]

Specifies the IPv6 PD host prefix.

Values		
	<i>ipv6-prefix:</i>	x:x:x:x:x:x:x (eight 16-bit pieces)
	<i>ipv6-prefix-length</i>	[0 to 128]

ipv6-prefix[/ipv6-prefix-length]

Specifies the IPv6 SLAAC host prefix.

Values		
	<i>ipv6-prefix:</i>	x:x:x:x:x:x:x (eight 16-bit pieces)
	<i>ipv6-prefix-length</i>	[0 to 128]

serv-id

Specifies the service ID of the LNS subscriber.

Values	
	0 to 4294967295

acct-session-id attr-string

Specifies the subscriber accounting session ID up to 22 characters.

alc-subscr-id attr-string

Specifies the subscriber ID up to 32 characters.

alc-brg-id attr-string

Specifies the BRG ID to a maximum of 32 characters.

user-name attr-string

Specifies the string matching RADIUS VSA [1] username associated to the host(s), up to 32 characters.

mac-address

Specifies the subscriber host MAC address in the form: xx:xx:xx:xx:xx:xx.

attribute

Specifies the attributes (RADIUS VSAs) for override. The VSA must be specified in number format. For example, VSA Alc-Subscr-Prof-Str="1M-prof" is expressed as 6527.12 ="1M-prof". Up to five attributes can be specified within this command.

For more information on VSAs, refer to the *7750 SR and VSR RADIUS Attributes Reference Guide*.

Values	
	<type>=<value>
	<type>:<tag>=<value>

<vendor>,<type>=<value>
 e,<type>,<exttyp>=<value> (type=[241| 242| 243| 244])
 le,<type>,<exttyp>=<value> (type=[245| 246])
 evs,<type>,<vendor>,<vendor-type>=<value>
 levs,<type>,<vendor>,<vendor-type>=<value>

file-url

Specifies the file URL where the VSAs are located.

Values		
<i>local-url</i>	[<i>cflash-id</i>] [<i>file-path</i>] (up to 200 characters including the <i>cflash-id</i> directory length of up to 99 characters each)	
<i>remote-url</i>	[{ ftp:// ftfp:// } <i>login:pswd@remote-locn</i>][<i>file-path</i>] (up to 255 characters with the directory length of up to 99 characters each)	
<i>remote-locn</i>	[<i>hostname</i> <i>ipv4-address</i> <i>ipv6-address</i>]	
<i>ipv4-address</i> :	a.b.c.d	
<i>ipv6-address</i> :	x:x:x:x:x:x:x [- <i>interface</i>] x:x:x:x:x:d.d.d.d[- <i>interface</i>] x - [0 to FFFF]H d - [0 to 255]D <i>interface</i> - Specifies the link local addresses, up to 32 characters	
<i>cflash-id</i>	cf1: cf1-A: cf1-B: cf2: cf2-A: cf2-B: cf3: cf3-A: cf3-B:	

attr-string

Specifies the RADIUS server name that is configured under the router or VPRN service context, up to 32 characters.

attr-string

Specifies the router or VPRN service instance where the RADIUS server is configured, up to 32 characters.

debug

Displays the debug message associated with the CoA command.

Platforms

7450 ESS, 7750 SR, 7750 SR-a, 7750 SR-e, 7750 SR-s, VSR

Output

The following is an example of subscriber management CoA tools information.

Sample Output

```
Node# tools perform subscriber-mgmt coa alc-subscr-id subscriber-01 attr 6527,13=new-sla-prof
debug
=====
Inject Change-of-Authorization
=====
SUCCESS: got ACK
Change of Authorization(43) id 0 len 50 from 0.0.0.0:3799 vrid 1
  VSA [26] 8 Nokia (6527)
    SUBSC ID STR [11] 6 subscriber-01
  VSA [26] 10 Nokia (6527)
    SLA PROF STR [13] 8 new-sla-prof
Hex Packet Dump:
1a 0e 00 00 19 7f 0b 08 77 69 66 69 2d 31 1a 10 00 00 19 7f 0d 0a 73 6c 61
2d 70 72 6f 66
Change of Authorization Ack(44) 0.0.0.0:3799 id 0 len 20 vrid 1
Hex Packet Dump:
```

7.42 coa-statistics

coa-statistics

Syntax

coa-statistics

Context

[\[Tree\]](#) (clear>subscr-mgmt>authentication coa-statistics)

Full Context

clear subscriber-mgmt authentication coa-statistics

Description

This command clears RADIUS CoA statistics.

Platforms

7450 ESS, 7750 SR, 7750 SR-a, 7750 SR-e, 7750 SR-s, VSR

7.43 collect-imm-fc-stats

collect-lmm-fc-stats

Syntax

collect-lmm-fc-stats [{**sap** {*sap-id* | **all**} | **sdp** {*sdp-id* | **all**} | **interface** {*interface-name* | **all**}]

Context

[\[Tree\]](#) (show>eth-cfm collect-lmm-fc-stats)

Full Context

show eth-cfm collect-lmm-fc-stats

Description

This command displays the entities that are configured with per-FC LMM counters, and whether those counters are counting in-profile packets only or all countable packets.

Each entity may have up to eight individual FC-based counters. Each FC includes a positional index value (1 to 8) under the FC that is counting. A "P" indicates that the index is only counting in-profile traffic.

When no display filters are applied, this command displays all entities and the individual FC counters. Optional filters help to reduce the output that is visible to the operator.

Parameters

sap-id

Specifies a SAP entity for which to display active individual FC counters.

Values		
null	<i>port-id</i> <i>bundle-id</i> <i>bpgrp-id</i> <i>lag-id</i> <i>aps-id</i>	
dot1q	<i>port-id</i> <i>bundle-id</i> <i>bpgrp-id</i> <i>lag-id</i> <i>aps-id</i> <i>pw-id</i> :[qtag1 cp -conn-prof-id]	
qinq	<i>port-id</i> <i>bundle-id</i> <i>bpgrp-id</i> <i>lag-id</i> <i>pw-id</i> :[qtag1 cp -conn-prof-id].[qtag2 cp -conn-prof-id]	
	cp	keyword
	<i>conn-prof-id</i>	1 to 8000
atm	<i>port-id</i> <i>aps-id</i> [:vpi/vci vpi vpi1.vpi2 cp . <i>conn-prof-id</i>]	
	cp	keyword
	<i>conn-prof-id</i>	1 to 8000
frame	<i>port-id</i> <i>aps-id</i> :dlci	
cisco-hdlc	<i>slot/mda/port.channel</i>	
cem	<i>slot/mda/port.channel</i>	
ima-grp	<i>bundle-id</i> [:vpi/vci vpi vpi1.vpi2 cp . <i>conn-prof-id</i>]	
	cp	keyword

	<i>conn-prof-id</i>	1 to 8000
port-id	<i>slot/mda/port[.channel]</i> <i>esat-id/slot/port</i> <i>pxc-id.sub-port</i>	
bundle-id	bundle-type-slot/mda.-bundle-num bundle <i>type</i> <i>bundle-num</i>	keyword ima fr ppp 1 to 336
bpgrp-id	bpgrp-type-bpgrp-num bgrp <i>type</i> <i>bgrp-num</i>	keyword ima ppp 1 to 2000
aps-id	aps-group-id[.channel] aps <i>group-id</i>	keyword 1 to 128
ccag-id	ccag-id.path-id[cc-type]:cc-id ccag <i>id</i> <i>path-id</i> <i>cc-type</i> <i>cc-id</i>	keyword 1 to 8 a b .sap-net .net-sap 1 to 4094
eth-tunnel	eth-tunnel-id[:eth-tun-sap-id] <i>id</i> <i>eth-tun-sap-id</i>	1 to 1024 0 to 4094
lag-id	lag-id lag <i>id</i>	keyword 1 to 800
pw-id	pw-id pw <i>id</i>	keyword 1 to 10239

qtag1	* 0 to 4094	
qtag2	* null 0 to 4094	
vpi	0 to 4095 (NNI)	
	0 to 255 (UNI)	
vci	1 2 5 to 65535	
dlci	16 to 1022	
tunnel-id	tunnel-id.private <i>public:tag</i>	
	tunnel	keyword
	<i>id</i>	1 to 16
	<i>tag</i>	0 to 4094

sdp-id

Specifies an SDP entity for which to display active individual FC counters.

Values *sdp-id* — 1 to 32767
vc-id — 1 to 4294967295

interface-name

Specifies an interface entity for which to display active individual FC counters, up to 32 characters maximum.

all

Keyword to display all SAP, SDP, and interface entities, and the associated active individual FC counters.

Platforms

7450 ESS, 7750 SR, 7750 SR-a, 7750 SR-e, 7750 SR-s, 7950 XRS

Output

The following sample output shows information about entities that are configured with per-FC counters.

Sample Output

```
show eth-cfm collect-lmm-fc-stats
=====
The FC to priority bit mapping for collect-lmm-fc-stats is as follows:
NC = 7, H1 = 6, EF = 5, H2 = 4, L1 = 3, AF = 2, L2 = 1, BE = 0

The number below each FC column indicates which counter index PDUs matching
that FC will be counted in. Entries with a "P" beside the number indicate
that only in-profile traffic is being counted. Entries without a "P" are not
profile aware and count all PDUs associated with that FC.

=====
ETH-CFM SAPs Configured to Collect Per-FC LMM Statistics
=====
Sap                SvcId      BE L2 AF L1 H2 EF H1 NC
```

```

-----
1/1/1:100          2147483647  1  2P 3  4  5          8P
-----
No. of SAPs: 1
=====

ETH-CFM SDPs Configured to Collect Per-FC LMM Statistics
=====
SdpId              SvcId          BE L2 AF L1 H2 EF H1 NC
-----
500:500           2147483647    1  2          4P 5P 6
-----
No. of SDPs: 1
=====

ETH-CFM Facility Interface MEPs Configured to Collect Per-FC LMM Statistics
=====
Interface          Md-index    Ma-index  MepId  BE L2 AF L1 H2 EF H1 NC
-----
system             1           1         1      1  2  3  4  5P 6P 7P
-----
No. of Facility Interface MEPs: 1
=====
  
```

7.44 collect-lmm-stats

collect-lmm-stats

Syntax

collect-lmm-stats

Context

[\[Tree\]](#) (show>eth-cfm collect-lmm-stats)

Full Context

show eth-cfm collect-lmm-stats

Description

This command displays the entities that are configured with a single LMM counter using the format of the ETH-CFM stack table.

Platforms

7450 ESS, 7750 SR, 7750 SR-a, 7750 SR-e, 7750 SR-s, 7950 XRS

Output

The following output is an example of LMM counter information.

Sample Output

```

show eth-cfm collect-lmm-stats
=====
ETH-CFM SAPs Configured to Collect LMM Statistics
=====
SapId                               SvcId
-----
1/2/1:1000.1000                      1000
-----
No. of SAPs: 1
=====

ETH-CFM SDPs Configured to Collect LMM Statistics
=====
SdpId          SvcId      Type      Far End
-----
No. of SDPs: 0
=====

CFM Stack Table Defect Legend:
R = Rdi, M = MacStatus, C = RemoteCCM, E = ErrorCCM, X = XconCCM
A = AisRx, L = CSF LOS Rx, F = CSF AIS/FDI rx, r = CSF RDI rx
G = receiving grace PDU (MCC-ED or VSM) from at least one peer
=====
CFM Facility Port Stack Table
=====
Port   Tunnel  Lvl Dir  Md-index  Ma-index  MepId  Mac-address      Defect G
-----
1/1/1  0        0  D    10        1         28     d8:1c:01:01:00:01  - - - - - -
=====

CFM Facility LAG Stack Table
=====
Lag     Tunnel   Lvl Dir  Md-index  Ma-index  MepId  Mac-address      Defect G
-----
No Matching Entries
=====

CFM Facility Tunnel Stack Table
=====
Port/Lag Tunnel   Lvl Dir  Md-index  Ma-index  MepId  Mac-address      Defect G
-----
No Matching Entries
=====

CFM Facility Interface Stack Table
=====
Interface      Lvl Dir  Md-index  Ma-index  MepId  Mac-address      Defect G
-----
No Matching Entries
=====

```

collect-lmm-stats

Syntax

`collect-lmm-stats [sdp-id[:vc-id]]`

Context

[\[Tree\]](#) (show>service>sdp-using>eth-cfm collect-lmm-stats)

Full Context

show service sdp-using eth-cfm collect-lmm-stats

Description

This command displays SDP bindings which are configured to collect statistics for LMM tests.

Parameters

sdp-id[:vc-id]

Specifies the SDP ID and virtual circuit ID on the SDP ID.

Values sdp-id: 1 to 32767
 vc-id: 1 to 4294967295

Platforms

7450 ESS, 7750 SR, 7750 SR-a, 7750 SR-e, 7750 SR-s, 7950 XRS

7.45 collector

collector

Syntax

`collector [detail]`

Context

[\[Tree\]](#) (show>app-assure>group>cflowd collector)

Full Context

show application-assurance group cflowd collector

Description

Commands in this context display cflowd output.

Parameters

detail

Displays detailed information.

Platforms

7450 ESS, 7750 SR, 7750 SR-e, 7750 SR-s, VSR

Output

The following is an example show output for the **collector** command.

Sample Output

```
A:ALU-A# show application-assurance group 1 cflowd collector
=====
Application Assurance Cflowd Collectors for group 1
=====
Host Address      Port  Version  Admin   Oper    Recs Sent
-----
192.168.7.7      2055   10      up      up      0
192.168.7.8      2055   10      up      up      0
-----
Collectors : 2
-----
A:ALU-A#

A:ALU-A# show application-assurance group 1 cflowd collector detail
=====
Application Assurance Cflowd Collectors for group 1
=====
Address           : 192.168.7.7
Port              : 2055
Description       : AA Collector 1
Version           : 10
Admin State       : up
Oper State        : up
Records Sent      : 0
Last Changed      : 07/27/2009 13:36:50

Address           : 192.168.7.8
Port              : 2055
Description       : AA Collector 2
Version           : 10
Admin State       : up
Oper State        : up
Records Sent      : 0
Last Changed      : 07/27/2009 13:37:10
=====
A:ALU-A#
```

collector

Syntax

collector *collector-id*

Context

[\[Tree\]](#) (show>app-assure>group>cflowd>dir-exp collector)

Full Context

show application-assurance group cflowd direct-export collector

Description

Commands in this context display cflowd direct-export collector output.

Parameters

collector-id

Specifies the ID of the cflowd direct export collector.

Platforms

7450 ESS, 7750 SR, 7750 SR-e, 7750 SR-s, VSR

Output

The following is an example show output for the **collector** command.

Sample Output

```
A:Sim# show application-assurance group 1 cflowd direct-export collector 1
=====
Application Assurance Group 1 Cflowd Direct-Export Collector 1
=====
Collector Status : Inactive
VLAN Id         : N/A
Cflowd Version  : 10
Admin State     : down
Description     : (Not Specified)
-----
Host Address           Port      Admin   Oper      Records Sent
-----
192.168.2.1           4739     DOWN   DOWN      0
192.168.2.2           4739     down   down      0
-----
No. of Cflowd Direct Export Collector Addresses: 2
=====
Application Assurance Group 1 Cflowd Collectors
Collector Status      : Active
=====
Address       : 192.168.2.1
Port         : 4739
Description  :
Version      : 10
Admin State  : down
Oper State   : down
Records Sent : 5400
Last Changed : 08/12/2015 19:12:28
Address      : 192.168.2.2
Port         : 4739
Description  :
Version      : 10
Admin State  : down
Oper State   : down
Records Sent : 5400
```

```
Last Changed : 08/12/2015 19:12:35
```

```
=====
status [isa <slot/mda>] cflowd
```

collector

Syntax

```
collector [ip-address[:port]] [detail]
```

Context

[\[Tree\]](#) (show>cflowd collector)

Full Context

```
show cflowd collector
```

Description

This command displays administrative and operational status of data collector configuration.

Parameters

ip-address

Displays information only about the specified collector IP address.

Default all collectors

:port

Displays information only about the collector on the specified UDP port.

Default all UDP ports

Values 1 to 65535

detail

Displays details about either all collectors or the specified collector.

Platforms

All

Output

cflowd Collector Output —The following output is an example of cflowd Collector information, and [Table 73: Show cflowd Collector Output Fields](#) describes the output fields.

```
A:R51-CfmA# show cflowd collector
```

```
=====
Cflowd Collectors
```

```
=====
Host Address   Port  Version  AS Type  Admin  Oper      Sent
-----
```

```

138.120.135.103 2055 v5      peer    up      up      1380 records
138.120.135.103 9555 v8      origin  up      up      90 records
138.120.135.103 9996 v9      -       up      up      0 packets
138.120.214.224 2055 v5      origin  up      up      1380 records
-----
Collectors : 4
=====
  
```

Table 73: Show cflowd Collector Output Fields

Label	Description
Host Address	The IP address of a remote cflowd collector host to receive the exported cflowd data
Port	The UDP port number on the remote cflowd collector host to receive the exported cflowd data
AS Type	The style of AS reporting used in the exported flow data
	origin — reflects the endpoints of the AS path which the flow is following
	peer — reflects the AS of the previous and next hops for the flow
Version	Specifies the configured version for the associated collector
Admin	The desired administrative state for this cflowd remote collector host
Oper	The current operational status of this cflowd remote collector host
Recs Sent	The number of cflowd records that have been transmitted to this remote collector host
Collectors	The total number of collectors using this IP address

cflowd Collector Detail Output —The following output is an example of cflowd Collector information, and [Table 74: Show cflowd Collector Detailed Output Fields](#) describes the output fields.

Sample Output

```

A:R51-CfmA# show cflowd collector detail
=====
Cflowd Collectors (detail)
=====
Address           : 138.120.135.103
Port              : 2055
Description       : Test v5 Collector
Version          : 5
AS Type           : peer
Admin State       : up
Oper State        : up
Records Sent      : 1260
Last Changed     : 09/03/2009 17:24:04
Last Pkt Sent    : 09/03/2009 18:07:10
  
```



```

-----
                                     Sent      Open      Errors
-----
                                     42       0        0
=====
Address          : 138.120.135.103
Port            : 9555
Description      : Test v8 Collector
Version         : 8
AS Type         : origin
Admin State     : up
Oper State      : up
Records Sent    : 82
Last Changed    : 09/03/2009 17:24:04
Last Pkt Sent   : 09/03/2009 18:06:41
-----
Aggregation Type      Status      Sent      Open      Errors
-----
as-matrix             Disabled    0         0         0
protocol-port        Disabled    0         0         0
source-prefix         Enabled     21        0         0
destination-prefix    Enabled     21        0         0
source-destination-prefix Disabled    0         0         0
raw                   Disabled    0         0         0
=====
Address          : 138.120.135.103
Port            : 9996
Description      : Test v9 Collector
Version         : 9
Admin State     : up
Oper State      : up
Packets Sent    : 51
Last Changed    : 09/03/2009 17:24:04
Last Pkt Sent   : 09/03/2009 18:07:10
Template Set     : Basic
-----
Traffic Type      Template Sent      Sent      Open      Errors
-----
IPv4              09/03/2009 18:07:29 51        1         0
MPLS              No template sent    0         0         0
IPv6              No template sent    0         0         0
=====
A:R51-CfmA#
    
```

Table 74: Show cflowd Collector Detailed Output Fields

Label	Description
Address	The IP address of a remote cflowd collector host to receive the exported cflowd data
Port	The UDP port number on the remote cflowd collector host to receive the exported cflowd data
Description	A user-provided descriptive string for this cflowd remote collector host
Version	The version of the flow data sent to the collector
AS Type	The style of AS reporting used in the exported flow data

Label	Description
	origin — reflects the endpoints of the AS path which the flow is following
	peer — reflects the AS of the previous and next hops for the flow
Admin State	The desired administrative state for this cflowd remote collector host
Oper State	The current operational status of this cflowd remote collector host
Records Sent	The number of cflowd records that have been transmitted to this remote collector host
Last Changed	The time when this row entry was last changed
Last Pkt Sent	The time when the last cflowd packet was sent to this remote collector host
Aggregation Type	The bit mask which specifies the aggregation schemes used to aggregate multiple individual flows into an aggregated flow for export to this remote host collector
	none — no data will be exported for this remote collector host
	raw — flow data is exported without aggregation in version 5 format
	All other aggregation types use version 8 format to export the flow data to this remote host collector
Collectors	The total number of collectors using this IP address
Sent	The number of packets with flow data sent to the associated collector
Open	This counter shows the number of partially filled packets which have some flow data but are not yet filled or have been timed out (60 seconds maximum)
Error	This counter increments when there was an error during exporting of the collector packet; the most common reason will be a UDP unreachable destination for the configured collector

7.46 command-list

command-list

Syntax

command-list

Context

[\[Tree\]](#) (tools>dump>service>vsd-services command-list)

Full Context

tools dump service vsd-services command-list

Description

This command displays the list of CLI nodes allowed in the VSD fully dynamic provisioning model. Python will have access to the shown nodes.

When access is granted to a node, all commands in that node are allowed; however, CLI nodes are only allowed if explicitly listed. Nodes in CLI are shown with a "+" in the CLI.

While you can navigate special "Pass through nodes" via these nodes, the commands in that node are not implicitly allowed. When configured in a service through VSD, these commands will not be shown in the 'info' output of the **config** command.



Note:

A 'node' implies leaf-nodes and leaf-table nodes in reality. A 'Leaf-table' is a sub-table that looks like a leaf (i.e. it is entered/displayed as a one-liner). An example of leaf-table node is **/configure router policy-options prefix-list x prefix 0.0.0.0/0** - since you can have multiple instances of prefixes.

Platforms

All

7.47 commit-history

commit-history

Syntax

commit-history

commit-history [*keyword*] [**commit-id** *number*]

Context

[\[Tree\]](#) (show>system>management-interface commit-history)

Full Context

show system management-interface commit-history

Description

This command displays the history of configuration changes that were committed in model-driven interfaces. A separate history of the last commits is maintained for each configuration region (bof, configure, debug, and li). Each commit is uniquely identified by a numerical sequential incrementing commit ID assigned by the system.



Note:

This command is not available in the classic CLI.

Parameters

keyword

Specifies the configuration region to display.

Values bof, configure, debug, li

Default configure

number

Specifies the commit history ID to display.

Values 1 to 4294967295

Platforms

All

Output

The following is an example of commit history information.

The following table describes the commit history output fields.

Sample Output

```
A:admin@node-2# show system management-interface commit-history
=====
Commit History
=====
Total Commits : 4

4
  Committed 2022-02-01T11:13:38.7-05:00 by admin (NETCONF) from 10.1.236.68
  Comment   "Fourth commit with NETCONF."
  Location  "cf3:\config.cfg"
3
  Committed 2022-02-01T11:01:03.8-05:00 by admin (MD-CLI) from 10.1.145.205
  Comment   "Third commit with the MD-CLI."
  Location  "cf3:\config.cfg.1"
2
  Committed 2022-02-01T11:00:47.7-05:00 by admin (MD-CLI) from 10.1.145.205
  Comment   "Second commit with the MD-CLI."
  Location  "cf3:\config.cfg.2"
1
  Committed 2022-02-01T10:56:01.3-05:00 by system (MD-CLI) from Console
  Log       "System booted version B-22.2.R1."
  Location  "Configuration is not saved to startup."
```

Table 75: Show Commit History Output Fields

Label	Description
Commit ID	Displays the commit ID.
Committed	Displays the date and time when the commit completed.
By	Displays the user and interface type that committed.
From	Displays the origin of the commit operation.
Comment	Displays the comment added by the user.
Log	Displays the log added by the system.
Increment	Displays the incremental saved configuration file location.
Location	Displays the complete saved configuration file location.

7.48 community

community

Syntax

community *community-string*

Context

[\[Tree\]](#) (show>system>security>snmp community)

Full Context

show system security snmp community

Description

This command lists SNMP communities and characteristics. Including the *community-name* parameter modifies the output to include all details for the specified community, including the source IP address list and validation failure counters.

Platforms

All

Output

The following is an example of SNMP community information.

[Table 76: Show Community Output Fields](#) describes the community output fields.

Sample Output



Note:

The system-created communities that begin with "cli-" are only used for internal CLI management purposes and are not exposed to external SNMP access.

```
A:ALA-1# show system security snmp community
=====
Communities
=====
community      access  view              version  group name
-----
cli-li-readwrite  n/a    li-view          v2c     cli-li-readwrite
cli-readonly     r      iso              v2c     cli-readonly
cli-readwrite    rw     iso              v2c     cli-readwrite
my-private1     rw     iso              v1 v2c  snmp-rwa
my-public2      r      no-security      v1 v2c  snmp-ro
test-123        rwa    n/a              v2c     snmp-trap
-----
No. of Communities: 6
=====
A:ALA-1#

A:ALA-1# show system security snmp community "my-public2"
=====
Communities
=====
community      access  view              version  group name
-----
my-public2     r      no-security      v1 v2c  snmp-ro
              my-list1                    5
-----
A:ALA-1#
```

Table 76: Show Community Output Fields

Label	Description
Community	Displays the community string name for SNMPv1 and SNMPv2c access only.
Access	Displays access information. r — The community string allows read-only access. rw — The community string allows read-write access. rwa — The community string allows read-write access. mgmt — The unique SNMP community string assigned to the management router. vpls-mgmt — The unique SNMP community string assigned for vpls management.
View	Displays the view name.
Version	Displays the SNMP version.

Label	Description
Group Name	Displays the access group name.
src-access-list	Displays the name of the list of source IP addresses that are allowed to use the community, as configured using the community configuration command.
authFailures	Displays the number of SNMP requests that have failed validation using this community .
No of Communities	Displays the total number of configured community strings.

community

Syntax

```
community comm-id {detail | longer}
community comm-id
community comm-id hunt
```

Context

[\[Tree\]](#) (show>router>bgp>routes community)

Full Context

```
show router bgp routes community
```

Description

This command displays BGP routes with routes with a community value matching the specified value.

community is a parameter of the **show router bgp routes** command. Depending on the parameters that are used to issue the command, the output can display a narrower or wider set of routes, including routes belonging to other address families. See the **show router bgp routes** command description for syntax variants, parameter descriptions and values, and output examples.

Parameters

comm-id

Specifies the community ID, up to 72 characters.

Values *[as-num:comm-val | ext-comm | well-known-comm | large-comm]*

where:

- *as-num* — 0 to 65535
- *comm-val* — 0 to 65535
- *ext-comm* — the extended community, defined as one of the following:
 - *{target | origin}:ip-address:comm-val*

- *{target | origin}:asnum:ext-comm-val*
- *{target | origin}:ext-asnum:comm-val*
- **bandwidth**:*asnum:val-in-mbps*
- **ext:4300**:*ovstate*
- **ex** \t:*value1:value2*
- **flowspec-set**:*ext-asnum:group-id*

where:

- *target* — route target
- *origin* — route origin
- *ip-address* — a.b.c.d
- *ext-comm-val* — 0 to 4294967295
- *ext-asnum* — 0 to 4294967295
- **bandwidth** — bandwidth
- *val-in-mbps* — 0 to 16777215
- **ext** — extended
- **ext:4300** — origin verification
- *ovstate* — 0, 1, or 2 (0 for valid, 1 for not found, 2 for invalid)
- *value1* — 0000 to FFFF
- *value2* — 0 to FFFFFFFFFF
- **flowspec-set** — flow-spec set
- *group-id* — 0 to 16383
- *well-known-comm* — **null** | **no-export** | **no-export-subconfed** | **no-advertise** | **blackhole**
- *large-comm* — *asn-or-ex:val-or-ex:val-or-ex*

hunt

Displays entries for the specified route.

Platforms

All

7.49 completed

completed

Syntax

completed [*script-policy-name*] [**owner** *owner-name*]

Context

[Tree] (clear>system>script-control>script-policy completed)

Full Context

clear system script-control script-policy completed

Description

This command clears completed script run history entries.

Parameters

script-policy-name

Specifies to only clear history entries for the specified script-policy. 32 characters maximum.

owner-name

Specifies to only clear history entries for script-policies with the specified owner. 32 characters maximum.

Default TiMOS CLI

Platforms

All

7.50 configuration-mode

configuration-mode

Syntax

configuration-mode {mixed | model-driven} check [li | configure]

Context

[Tree] (tools>perform>system>management-interface configuration-mode)

Full Context

tools perform system management-interface configuration-mode

Description

This command checks if the configuration meets the prerequisite reference requirements to change the management interface configuration mode. Incompatible configuration commands are displayed with an error reason if the prerequisite is not met. This command does not check if the configuration has commands that are unsupported in model-driven interfaces.

Parameters

mixed

Specifies to check mixed management interface configuration mode.

model-driven

Specifies to check model-driven management interface configuration mode.

li

Specifies to only check the li configuration region.

configure

Specifies to only check the configure configuration region.

Platforms

All

7.51 configuration-sessions

configuration-sessions

Syntax

configuration-sessions

Context

[\[Tree\]](#) (show>system>management-interface configuration-sessions)

Full Context

show system management-interface configuration-sessions

Description

This command displays configuration sessions information.

Platforms

All

Output

The following is an example of configuration session information. [Table 77: Configuration-sessions Output Fields](#) describes the output fields.

Sample Output

```
(pr)[ ]
A:admin@node-1# show system management-interface configuration-sessions
=====
Session ID Region          Datastore          Lock State
Username      Session Mode      Idle Time
```

```

-----
Session Type                                From
-----
#65      configure                          Candidate      Unlocked
      admin Private                               0d 00:00:00
      MD-CLI 192.168.0.10
66      configure                          Candidate      Unlocked
      admin Private                               0d 00:05:41
      MD-CLI 192.168.0.10
67      configure                          Candidate      Unlocked
      admin Private                               0d 00:05:08
      MD-CLI 192.168.0.10
68      configure                          Candidate      Unlocked
      admin Read-Only                          0d 00:02:25
      MD-CLI (2) 192.168.0.10
69      configure                          Candidate, Running Locked
      admin Exclusive                          0d 00:01:54
      MD-CLI 192.168.0.10
-----
Number of sessions: 5
'#' indicates the current active session
'(n)' indicates the number of internal sessions
=====

```

Table 77: Configuration-sessions Output Fields

Label	Description
Session ID	The session ID.
Region	The region or scope that the datastore belongs to.
Datastore	Datastores that can be locked. For example: Running and Candidate.
Lock State	Locked — Indicates the session is in a locked state. Unlocked — Indicates the session is in an unlocked state.
Username	The name of the user.
Session Mode	Exclusive — An exclusive session. Global — A shared session. Private — A private session. Private Exclusive — A private exclusive session. Read-Only — A read-only session.
Idle Time	The idle time of the session.
Session Type	NETCONF — Indicates a NETCONF session is running. MD-CLI — Indicates an MD-CLI session is running. gRPC — Indicates a gRPC session is running. SNMP — Indicates an SNMP session is running. Classic CLI — Indicates a classic CLI session is running.

Label	Description
	System — Indicates a system session is running.
From	The originating IP address, CRON, or EHS.

7.52 connection-profile

connection-profile

Syntax

connection-profile [1 to 8000]

Context

[\[Tree\]](#) (show connection-profile)

Full Context

show connection-profile

Description

This command displays connection profile information.

Parameters

conn-prof-id

Specifies the connection profile ID.

Values 1 to 8000

Platforms

7450 ESS, 7750 SR-7/12/12e

Output

The following output is an example of connection profile information.

Sample Output

```
*A:Dut-A# show connection-profile
=====
Connection Profile Summary Information
=====
CP Index  Number of
          Members
-----
10         2
20         2
=====
```

```
*A:Dut-A#

*A:Dut-A# show connection-profile 10
=====
Connection Profile 10 Information
=====
Description : (Not Specified)
Last Change : 10/16/2010 06:53:30
-----
VPI/VCI
-----
10/11
10/12
=====
*A:Dut-A#

*A:Dut-A#
*A:bksim2801# show connection-profile
=====
Connection Profile Summary Information
=====
CP Index  Number of
          Members
-----
5000      0
=====
*A:bksim2801#

*A:bksim2801# show connection-profile 2
=====
Connection Profile 2 Information
=====
Description : (Not Specified)
Last Change : 09/09/2010 07:55:28
-----
VPI/VCI
-----
2/102
10/100
=====
*A:bksim2801#
```

7.53 connection-profile-vlan

connection-profile-vlan

Syntax

connection-profile-vlan [*conn-prof-id*]

Context

[Tree] (show connection-profile-vlan)

Full Context

show connection-profile-vlan

Description

This command displays information about the connection-profiles (VLAN) in the system. When a specific connection profile is shown, the vlan-ranges that it contains are displayed.

Parameters

conn-prof-id

Specifies the VLAN connection profile ID.

Values 1 to 8000

Platforms

All

Output

The following is an example of connection profile VLAN information.

Sample Output

```
*A:Dut# show connection-profile-vlan
=====
Connection Profile Vlan Summary Information
=====
CP Index                Number of Members
-----
1                        2
=====
*A:Dut# show connection-profile-vlan 1
=====
Connection Profile 1 Information
=====
Description : (Not Specified)
Last Change : 12/01/2015 16:50:34
=====
Connection Profile Vlan Eth Information
=====
Range Start      Range End      Last Change
-----
5                100           12/01/2015 16:50:34
150             300           12/01/2015 16:50:34
=====
```

7.54 connections

connections

Syntax

connections

Context

[\[Tree\]](#) (show>li>x-interfaces connections)

Full Context

show li x-interfaces connections

Description

This command displays the connections between the X1, X2, and X3 interfaces.

Platforms

7450 ESS, 7750 SR, 7750 SR-a, 7750 SR-e, 7750 SR-s, 7950 XRS

connections

Syntax

connections

Context

[\[Tree\]](#) (show>port>atm connections)

Full Context

show port atm connections

Description

This command displays ATM connection information.

Platforms

7450 ESS, 7750 SR-7/12/12e, 7750 SR-a, 7750 SR-e, 7950 XRS

connections

Syntax

connections

Context

[\[Tree\]](#) (show>ml-bundle>ima>atm connections)

Full Context

show multilink-bundle ima atm connections

Description

This command displays connection information.

Platforms

7450 ESS, 7750 SR-7/12/12e

Output

The following output is an example of IMA ATM connections information, and [Table 78: Output Fields: show multilink-bundle <bundle-id> ima atm connections](#) describes the output fields.

Sample Output: show multilink-bundle bundle-ima ima atm connections

```
A:NS052651098# show multilink-bundle bundle-ima-1/1.1 ima atm connections
=====
ATM Connections, Port bundle-ima-1/1.1
=====
      Owner  Type    Ing.TD  Egr.TD  Adm  OAM      Opr
-----
1/100     SAP    PVC      2       2     up  up      up
=====
A:NS052651098#
```

Table 78: Output Fields: show multilink-bundle <bundle-id> ima atm connections

Label	Description
Owner	Identifies the system entity that owns a specific ATM connection.
Type	Specifies the type of this multilink bundle. mlppp — Indicates that the bundle is of type MLPPP. ima — Indicates that the bundle is of type IMA group.
Ing.TD	Specifies the ATM traffic descriptor profile that applies to the receive direction of the interface connection.
Egr.TD	Specifies the ATM traffic descriptor profile that applies to the transmit direction of the interface connection.
Adm	ima — Indicates that the bundle is of type IMA group. Down — The bundle is administratively down.
Opr	Up — The bundle is operationally up. Down — The bundle is operationally down.
OAM	Indicates the OAM operational status of ATM connections.

connections

Syntax

connections [**detail**] [**address** *ip-address*] [**port** *port-number*]

Context

[\[Tree\]](#) (show>system connections)

Full Context

show system connections

Description

This command displays UDP and TCP connection information.

If no command line options are specified, a summary of the TCP and UDP connections displays.

Parameters

ip-address

Displays only the connection information for the specified IP address.

Values

ipv4-address: a.b.c.d (host bits must be 0)

ipv6-address: x:x:x:x:x:x:x[-interface]

x:x:x:x:x:d.d.d.d[-interface]

x: [0 to FFFF]H

d: [0 to 255]D

interface: up to 32 characters, mandatory for link local addresses

port-number

Displays only the connection information for the specified port number.

Values 0 to 65535

detail

Appends TCP statistics to the display output.

Platforms

All

Output

The following output is an example of system connections information, and [Table 79: System Connections Field Descriptions](#) describes the output fields.

Sample Output

```

A:ALA-12# show system connections
=====
Connections
=====
Prot RecvQ  TxmtQ  Local Address      State
          MSS  Remote Address     vRtrID
-----
TCP      0      0  0.0.0.0.21        LISTEN
          1024  0.0.0.0.0         0
TCP      0      0  0.0.0.0.22        LISTEN
          1024  0.0.0.0.0         0
TCP      0      0  0.0.0.0.23        LISTEN
          1024  0.0.0.0.0         0
TCP      0      0  0.0.0.0.830       LISTEN
          1024  0.0.0.0.0         0
TCP      0      0  0.0.0.0.6068      LISTEN
          1024  0.0.0.0.0         0
TCP      0      0  0.0.0.0.47806     LISTEN
          1024  0.0.0.0.0         0
TCP      0      0  ::.21             LISTEN
          1024  ::.0              0
TCP      0      0  ::.22             LISTEN
          1024  ::.0              0
TCP      0      0  ::.830            LISTEN
          1024  ::.0              0
TCP      0      0  ::.47806          LISTEN
          1024  ::.0              0
TCP      0      0  192.168.0.11.21   LISTEN
          1024  0.0.0.0.0         4095
TCP      0      0  192.168.0.11.21059 LISTEN
          1024  0.0.0.0.0         4095
TCP      0      0  172.31.129.98.22  LISTEN
          1024  0.0.0.0.0         4095
TCP      0      0  172.31.129.98.23  ESTABLISH
          1024  192.168.140.149.59042 4095
TCP      0      1149 172.31.129.98.23  ESTABLISH
          1024  192.168.140.244.58579 4095
TCP      0      0  172.31.129.98.830 LISTEN
          1024  0.0.0.0.0         4095
TCP      0      0  2001:db8::8779:8163.22 LISTEN
          1024  ::.0              4095
TCP      0      0  2001:db8::8779:8163.830 LISTEN
          1024  ::.0              4095
UDP      0      0  0.0.0.0.67        ---
          0.0.0.0.0         0
UDP      0      0  0.0.0.0.68        ---
          0.0.0.0.0         0
UDP      0      0  0.0.0.0.123       ---
          0.0.0.0.0         0
UDP      0      0  0.0.0.0.319       ---
          0.0.0.0.0         0
UDP      0      0  0.0.0.0.320       ---
          0.0.0.0.0         0
UDP      0      0  0.0.0.0.514       ---
          0.0.0.0.0         0
UDP      0      0  0.0.0.0.50055     ---
          0.0.0.0.0         0
UDP      0      0  ::.123            ---
          ::.0              0
UDP      0      0  ::.50056          ---
          ::.0              0
UDP      0      0  0.0.0.0.1025     ---
  
```

```

0.0.0.0.0 1
UDP 0 0 0.0.0.0.123 --- 4095
0.0.0.0.0
UDP 0 0 0.0.0.0.49152
-----
No. of Connections: 18
=====
A:ALA-12#

```

Sample Detailed Output

```

A:ALA-12# show system connections detail
-----
TCP Statistics
-----
packets sent : 659635
data packets : 338982 (7435146 bytes)
data packet retransmitted : 73 (1368 bytes)
ack-only packets : 320548 (140960 delayed)
URG only packet : 0
window probe packet : 0
window update packet : 0
control packets : 32
packets received : 658893
acks : 338738 for (7435123 bytes)
duplicate acks : 23
ack for unsend data : 0
packets received in-sequence : 334705 (5568368 bytes)
completely duplicate packet : 2 (36 bytes)
packet with some dup. data : 0 (0 bytes)
out-of-order packets : 20 (0 bytes)
packet of data after window : 0 (0 bytes)
window probe : 0
window update packet : 3
packets received after close : 0
discarded for bad checksum : 0
discarded for bad header offset field : 0
discarded because packet too short : 0
connection request : 4
connection accept : 24
connections established (including accepts) : 27
connections closed : 26 (including 2 drops)
embryonic connections dropped : 0
segments updated rtt : 338742 (of 338747 attempts)
retransmit timeouts : 75
connections dropped by rexmit timeout : 0
persist timeouts : 0
keepalive timeouts : 26
keepalive probes sent : 0
connections dropped by keepalive : 1
pcb cache lookups failed : 0
connections dropped by bad md5 digest : 0
connections dropped by enhanced auth : 0
path mtu discovery backoff : 0
=====
A:ALA-12#

```

Table 79: System Connections Field Descriptions

Label	Description
Proto	The socket protocol, either TCP or UDP.
RecvQ	The number of input packets received by the protocol.
TxmtQ	The number of output packets sent by the application.
Local Address	The local address of the socket. The socket port is separated by a period.
Remote Address	The remote address of the socket. The socket port is separated by a period.
State	<p>Listen — The protocol state is in the listen mode.</p> <p>Established — The protocol state is established.</p> <p>vRtrID — The virtual router identifier.</p> <ul style="list-style-type: none"> vRtrID 0 — listens for connections in all routing instances including the Base and Management VRFs. vRtrID 1 — Base routing instance vRtrID 4095 — Management routing instance <p>MSS — The TCP maximum segment size.</p>

7.55 connectivity-association

connectivity-association

Syntax

connectivity-association [*ca-name*] [**detail**]

Context

[\[Tree\]](#) (show>macsec connectivity-association)

Full Context

show macsec connectivity-association

Description

This command displays MACsec specific CA information.

Parameters

ca-name

Displays MACsec information for the specified CA name, up to 256 characters in length.

detail

Displays MACsec CA detailed information.

Platforms

All

Output

See the following sections for output samples:

- [Sample Output: show macsec connectivity-association](#)
- [Output Fields: show macsec connectivity-association](#)
- [Sample Output: show macsec connectivity-association <ca-name>](#)
- [Output Fields: show macsec connectivity-association <ca-name>](#)
- [Sample Output: show macsec connectivity-association <ca-name> detail](#)

Sample Output: show macsec connectivity-association

```
A:Dut-C# show macsec connectivity-association
=====
ca-name          : dut_B_C_128_01
ca-name          : dut_B_C_256_01
ca-name          : dut_B_C_128_xpn_01
ca-name          : dut_B_C_256_xpn_01
ca-name          : to_Juniper_1_1_2_1
ca-name          : abcdefghijklmnoprstuvwxyz!
=====
```

Output Fields: show macsec connectivity-association

[Table 80: Output Fields: show macsec connectivity-association](#) describes the output fields for the **show macsec connectivity-association** command.

Table 80: Output Fields: show macsec connectivity-association

Label	Description
ca-name	Specifies the CA name.

Sample Output: show macsec connectivity-association <ca-name>

```
A:Dut-C# show macsec connectivity-association "abcdefghijklmnoprstuvwxyz!"
=====
Connectivity Association "abcdefghijklmnoprstuvwxyz!"
=====
Admin State      : Up
Description      : alsfjalsfjafja;lsjflasjflasjfl
Replay Protection : Disabled
Replay Window Size : 333
Macsec Encrypt   : Enabled
Clear Tag Mode   : dual-tag
```

```

Cipher Suite      : gcm-aes-256
Encryption Offset : 30
Assigned ports    : 2/1/9 2/1/10
-----
Static Cak
-----
MKA Key Server Priority : 16
Active Pre-Shared-Key Index : 1
Active Pre-Shared-Key CKN : aabbcdddeeff00112233445566778899
=====
    
```

Output Fields: show macsec connectivity-association <ca-name>

Table 81: Output Fields: show macsec connectivity-association <ca-name> describes the output fields for the **show macsec connectivity-association <ca-name>** command.

Table 81: Output Fields: show macsec connectivity-association <ca-name>

Label	Description
Admin State	Up — The CA is administratively up. Down — The CA is administratively down. If port <x/y/z> ethernet>macsec is shutdown, the admin state will be down. Otherwise, the admin state is up.
Description	Specifies a user description for this CA.
Replay Protection	Enabled — Replay Protection is enabled. Disabled — Replay Protection is disabled. If replay protection is enabled for this CA, the out of window packet will be discarded.
Replay Window Size	Specifies the size, in packets, of the replay window.
Macsec Encrypt	Enabled — MACsec is enabled. Disabled — MACsec is disabled.
Clear Tag Mode	Specifies the clear tag mode: single-tag, dual-tag.
Cipher Suite	Specifies the cipher suite used for encrypting the SAK: gcm-aes-128, gcm-aes-256, gcm-aes-xpn-128, gcm-aes-xpn-256.
Encryption Offset	Specifies the encryption offset configured on this node: 0, 30, 50.
Assigned ports	Specifies all ports that contain this CA.
MKA Key Server Priority	Specifies the MKA key server priority: 0-255 (default 16).
Active Pre-Shared Key Index	Specifies the active pre-shared key index: 1-2 (default 1).
Active Pre-Shared Key CKN	Specifies the active PSK CAK name.

Sample Output: show macsec connectivity-association <ca-name> detail

```
A:Dut-C# show macsec connectivity-association "abcdefghijklmnopqrstuvxyz@" detail
=====
Connectivity Association "abcdefghijklmnopqrstuvxyz@"
=====
Admin State          : Up
Description          : alsfjalsfjafja;lsjflasjflasjfl
Replay Protection    : Disabled
Replay Window Size   : 333
Macsec Encrypt       : Enabled
Clear Tag Mode       : dual-tag
Cipher Suite         : gcm-aes-256
Encryption Offset    : 30
Assigned ports       : 2/1/9 2/1/10
-----
Static Cak
-----
MKA Key Server Priority : 16
Active Pre-Shared-Key Index : 1
Active Pre-Shared-Key CKN  : aabbcdddeeff00112233445566778899
=====
```

7.56 control-channel

control-channel

Syntax

control-channel [*Imp-cc-id*] [**detail**]

Context

[\[Tree\]](#) (show>router>Imp>peer control-channel)

Full Context

show router Imp peer control-channel

Description

This command displays LMP control channel information for a specific peer.

Parameters

Imp-cc-id

Specifies the unsigned integer identifier for the control channel

Values 1 to 4294967295

detail

Keyword to display more detailed output.

Platforms

7750 SR, 7750 SR-a, 7750 SR-e, 7750 SR-s, 7950 XRS

Output

The following output is an example of control channel information, and [Table 82: Control Channel Output Fields](#) describes the output fields.

Sample Output

```
A:ALA-1# show router lmp peer 16843009 control-channel 1
=====
LMP Control Channel 1 Statistics
=====
Admin State:   : Out of Service      Oper State      : Going Down
Remote Id      : 10                  Setup Role      : Active
Hello Interval : 3000                  Hello Dead Intv : 10000
Peer If Addr   : 192.168.0.0
Inbound Errors : 100                    Outbound Errors : 50
-----
Message Type   Received          Sent              Retransmitted
-----
Config         1111              11                111
ConfigAck      15                6                 N/A
ConfigNack     1                 2                 N/A
Hello          40                20                N/A
LinkSummary    6000              500               10
LinkSummaryAck 35                30                N/A
LinkSummaryNack 400              3000              N/A
=====
A:ALA-1#
```

Table 82: Control Channel Output Fields

Label	Description
Admin State	The administrative state of the control channel.
Oper State	The operational state of the control channel.
Remote Id	The remote ID of the control channel.
Setup Role	The setup role of the control channel.
Hello Interval	The interval at which LMP hello packets are sent on the control channel.
Hello Dead Intv	The interval after which the IPCC is declared down if no hello packets are received from the LMP peer.
Peer If Addr	The LMP peer interface address.
Inbound Errors	The total number of inbound packet errors.
Outbound Errors	The total number of outbound packet errors.

Label	Description
Message Type	The types of message packets sent and received on the control channel.
Received	The total number of received packets of a specific type.
Sent	The total number of sent packets of a specific type.
Retransmitted	The total number of retransmitted packets of a specific type.

control-channel

Syntax

control-channel *imp-cc-id* [**clear**]

Context

[\[Tree\]](#) (tools>dump>router>Imp>peer control-channel)

Full Context

tools dump router Imp peer control-channel

Description

This command dumps information about a control channel of an LMP peer.

Parameters

imp-cc-id

An unsigned integer identifier for the control channel.

Values 1 to 4294967295

clear

Keyword to clear statistics after reading.

Platforms

7750 SR, 7750 SR-a, 7750 SR-e, 7750 SR-s, 7950 XRS

Output

The following output is an example of control channel information.

Sample Output

```
A:ALU-7# tools dump router Imp peer 10.2.2.2 control-channel 42
Local: 42 (A), Remote: 42, State: Up/Up(Pr), Nbr: 10.2.2.2
Dst: 10.2.3.2, Nh: 10.5.5.2, vRtr/EgrIf/Ttl: 2/2 T/1
Src: 10.1.2.1
Hello 1000/1000, Dead 4000/4000, Seq (Tx/Rx/Ack) 125/125/124
LastEvt: helloTmr, Tmrs: Hello Hold
```

```

Cntrs: Errs(in/out) 0/0, Rx: cfg/Ack/Nack/Hello: 0/1/0/124
Cntrs: Tx: cfg/Ack/Nack/Hello: 1(6)/0/0/125, reTxCnt: 6
RxCfg: 0: 0/0, RxNack: 0: 0/0
TxMsgId: 7, RxMsgId(cfg/ack/nack): 0/7/0
LkSum Cntrs (sum/ack/nack) Tx: 36(0)/36/0, Rx: 36/36/0
Now: 000 00:05:11.570, PktDbg: 0x0, RxFlags:
Seq  Event      prevState  state    TxPkt      Time
===  =====  =====  =====  =====  =====
000  bringUp      Down      CfgSnd   Cfg      000 00:02:35.950
001  reTxTmr     CfgSnd   CfgSnd   Cfg      000 00:02:36.450
002  rxAck       CfgSnd   Active   Hello    000 00:03:07.690
003  rxHello     Active   Up       ---      000 00:03:08.690
  
```

control-channel

Syntax

control-channel *Imp-cc-id* **statistics**

Context

[\[Tree\]](#) (clear>router>Imp>peer control-channel)

Full Context

clear router Imp peer control-channel

Description

This command clears LMP control channel statistics.

Parameters

Imp-cc-id

Specifies the unsigned integer ID for the control channel.

Values 1 to 4294967295

Platforms

7750 SR, 7750 SR-a, 7750 SR-e, 7750 SR-s, 7950 XRS

7.57 convergence

convergence

Syntax

convergence

Context

[Tree] (show>router>bgp convergence)

Full Context

show router bgp convergence

Description

This command displays information about how the router reconverged its IPv4-unicast and IPv6-unicast routing state after the last restart of BGP.

Platforms

All

Output

The following is an example BGP convergence information.

Table 83: Show Router BGP Convergence Field Descriptions

Label	Description
Min wait advertise timer	The operational value of min-wait-to-advertise (0 if the feature is disabled)
Established peers at min wait timer expiry	The number of address-family peers that were established when the min-wait-to-advertise command timer value expired (N/A if the feature is disabled)
Current established peers	The current number of address family peers that are in the established state
First session established time	The time, relative to BGP instance restart at time T=0, when the first address family session was established. This stops being tracked when the min-wait-to-advertise timer expires.
Last session established time	The time, relative to BGP instance restart at time T=0, when the last address-family session was established.
Max Wait advertise timer	The operational value of the max-wait-to-advertise command for the address family (0 if the feature is disabled)
Converged peers	The number of address-family converged peers. This is the number of BGP neighbors that have, up to now, sent an EOR marker for the address family. N/A if the feature is disabled.
Converged state	The convergence state of the address family: waiting, started, partial, timeout or converged. N/A if the feature is disabled. Waiting is when no peers have reconnected yet.

Label	Description
	<p>The waiting to start transition occurs when the first session comes up.</p> <p>The started to partial transition occurs when at least one address-family peer has sent the EOR marker.</p> <p>The partial to converged transition occurs when all address-family peers that have been up continuously since the min-wait-to-advertise timer expired have sent the EOR marker.</p> <p>The partial to timeout transition occurs when the max-wait-to-advertise timer expires and not all address family peers that have been up continuously since the min-wait-to-advertise timer expired have sent the EOR marker.</p>
Converged time	The convergence time of the address family after the last restart, relative to BGP instance restart at time T=0. N/A is displayed if the convergence state is waiting, started, partial or timeout.

Sample Output

```
*A:Dut-C# show router bgp neighbor 20.1.7.7
=====
BGP Neighbor
=====
-----
Peer          : 20.1.7.7
Description   : (Not Specified)
Group        : group-1
-----
Peer AS       : 1                Peer Port      : 0
Peer Address  : 20.1.7.7          Local Port     : 0
Local AS      : 1000             Local Address  : 0.0.0.0
Peer Type     : External         Dynamic Peer   : No
State        : Connect          Last State     : Active
Last Event    : openFail
Last Error    : Unrecognized Error
Local Family  : IPv4
Remote Family : (Not Specified)
Hold Time     : 90                Keep Alive     : 30
Min Hold Time: 0
Active Hold Time: 0             Active Keep Alive : 0
Cluster Id    : None
Preference    : 170              Num of Update Flaps : 0
Input Queue   : 0                Output Queue    : 0
Input Messages: 0                Output Messages  : 0
Input Octets  : 0                Output Octets   : 0
Input Updates : 0                Output Updates  : 0
Input RtRefresh: 0              Output RtRefresh : 0
TTL Security  : Disabled         Min TTL Value   : n/a
Graceful Restart: Disabled       Stale Routes Time : n/a
Restart Time  : n/a
Long-Lived GR : Disabled
Advertise Inactive: Disabled    Peer Tracking   : Enabled
Auth key chain: n/a
```

```

Disable Cap Nego      : Disabled      Bfd Enabled          : Disabled
Default Route Tgt    : Disabled
Aigp Metric          : Disabled      Split Horizon        : Disabled
Damp Peer Oscillatio*: Disabled      Update Errors        : 0
GR Notification       : Disabled      Fault Tolerance      : Disabled
Rem Idle Hold Time   : 00h00m00s
Next-Hop Unchanged   : None
L2 VPN Cisco Interop : Disabled
Local Capability     : RtRefresh MPBGP 4byte ASN
Remote Capability     :
Routes Resolve To St*: Disabled
Local AddPath Capabi*: Disabled
Remote AddPath Capab*: Send - None
                    : Receive - None
Import Policy        : None Specified - Default Accept
Export Policy        : None Specified - Default Accept
Origin Validation    : n/a
Add EBGP Link-Bw     : n/a
Aggr EBGP Link-Bw    : n/a
Send EBGP Link-Bw    : n/a
Accept EBGP Link-Bw  : n/a
Adv-ipv6-next-hop    : n/a
Ext-nh-encoding      : n/a
Remote Ext-nh-encodi*: n/a
Convergence Sent-EOR : n/a
Convergence Recv-EOR : n/a
Exceeded min-wait    : Unknown
Ebgp Pref            : 170          Ibgp Pref            : 170
Ebgp Label Pref      : 170          Ibgp Label Pref      : 170
Received Paths       : 0
Backup IPv4          : 0            Backup IPv6           : 0
Backup VPN-IPv4      : 0            Backup VPN-IPv6       : 0
Backup Label-IPv4    : 0            Backup Label-IPv6     : 0
-----
Ingress prefix counters per family.
IPv4 received        : 0            IPv6 received         : 0
IPv4 active          : 0            IPv6 active           : 0
IPv4 suppressed      : 0            IPv6 suppressed       : 0
IPv4 rejected        : 0            IPv6 rejected         : 0
VPN-IPv4 received    : 0            VPN-IPv6 received     : 0
VPN-IPv4 active      : 0            VPN-IPv6 active       : 0
VPN-IPv4 suppressed  : 0            VPN-IPv6 suppressed   : 0
VPN-IPv4 rejected    : 0            VPN-IPv6 rejected     : 0
Label-IPv4 received  : 0            Label-IPv6 received   : 0
Label-IPv4 active    : 0            Label-IPv6 active     : 0
Label-IPv4 suppressed: 0            Label-IPv6 suppressed: 0
Label-IPv4 rejected  : 0            Label-IPv6 rejected   : 0
MVPN-IPv4 received   : 0            MVPN-IPv6 received    : 0
MVPN-IPv4 active     : 0            MVPN-IPv6 active      : 0
MVPN-IPv4 suppressed : 0            MVPN-IPv6 suppressed  : 0
MVPN-IPv4 rejected   : 0            MVPN-IPv6 rejected    : 0
Mcast-IPv4 received  : 0            Mcast-IPv6 received   : 0
Mcast-IPv4 active    : 0            Mcast-IPv6 active     : 0
Mcast-IPv4 suppressed: 0            Mcast-IPv6 suppressed: 0
Mcast-IPv4 rejected  : 0            Mcast-IPv6 rejected   : 0
Mc-VPN-IPv4 received : 0            Mc-VPN-IPv6 received  : 0
Mc-VPN-IPv4 active   : 0            Mc-VPN-IPv6 active    : 0
Mc-VPN-IPv4 suppress*: 0            Mc-VPN-IPv6 suppress*: 0
Mc-VPN-IPv4 rejected : 0            Mc-VPN-IPv6 rejected  : 0
MDT-Safi received    : 0            RT-Constrnt received  : 0
MDT-Safi active      : 0            RT-Constrnt active    : 0
MDT-Safi suppressed  : 0            RT-Constrnt suppress*: 0
MDT-Safi rejected    : 0            RT-Constrnt rejected  : 0
L2-VPN received      : 0            EVPN received         : 0
  
```

```

L2-VPN active      : 0          EVPN active       : 0
L2-VPN suppressed : 0          EVPN suppressed  : 0
L2-VPN rejected   : 0          EVPN rejected    : 0
Flow-IPv4 received : 0        Flow-IPv6 received : 0
Flow-IPv4 active   : 0        Flow-IPv6 active  : 0
Flow-IPv4 suppressed : 0     Flow-IPv6 suppressed : 0
Flow-IPv4 rejected : 0        Flow-IPv6 rejected : 0
MS-PW received    : 0          BGP-LS received  : 0
MS-PW active      : 0          BGP-LS active    : 0
MS-PW suppressed  : 0          BGP-LS suppressed : 0
MS-PW rejected    : 0          BGP-LS rejected  : 0
SRPLCY-IPV4 received : 0     SRPLCY-IPV4 active : 0
SRPLCY-IPV4 active  : 0     SRPLCY-IPV4 suppress*: 0
SRPLCY-IPV4 rejected : 0
* indicates that the corresponding row element may have been truncated.
-----
Neighbors shown : 1
=====
* indicates that the corresponding row element may have been truncated.
*A:Dut-C# show router 100 bgp convergence

=====
BGP IPv4 Convergence
=====
Min wait advertise timer      : 30
Established peers at min wait timer expiry : 2
Current established peers     : 2
First session established time : 00h00m29s
Last session established time  : 00h00m45s
Max Wait advertise timer     : 90
Converged peers              : 2
Converged state               : converged
Converged time                : 00h00m59s
=====

BGP IPv6 Convergence
=====
Min wait advertise timer      : 30
Established peers at min wait timer expiry : 2
Current established peers     : 2
First session established time : 00h00m29s
Last session established time  : 00h00m45s
Max Wait advertise timer     : 90
Converged peers              : 2
Converged state               : converged
Converged time                : 00h00m59s
=====

```

7.58 count

count

Syntax

count [detail]

Context

[Tree] (show>app-assure>group>aa-sub count)

Full Context

show application-assurance group aa-sub count

Description

This command displays per-subscriber app-group application and protocol statistics.

Parameters

detail

Displays detailed information.

Platforms

7450 ESS, 7750 SR, 7750 SR-e, 7750 SR-s, VSR

Output

The following is an example output for the **count** command.

Sample Output

```
A:ALU>show>app-assure>group>aa-sub# count
=====
Application-Assurance Subscriber TestSubscriberName
Application Group, Application and Protocol Statistics
=====
Application Group          Disc Octets          Packets          Flows
-----
Database                   0% 0                 0                 0
File Transfer              0% 27243             169               22
Games                      0% 0                 0                 0
Infrastructure             0% 71494             555               515
Instant Messaging         0% 4947792           25587             411
Local Content              0% 923                8                 2
Mail                       0% 53729             318               22
Mail Server                0% 0                 0                 0
MultiMedia                 0% 31670667          33087             142
Nntp                       0% 0                 0                 0
Peer to Peer               .45% 11096224        16339             2431
Premium Partner            0% 0                 0                 0
Remote Connectivity        0% 15321              171               2
Server                     0% 0                 0                 0
Suspect                    72% 1012             11                11
Tunneling                  0% 19659289          33535             164
Unknown                    0% 1945164           6317              287
Web                        0% 29538078          34873             1022
Web Server                 0% 0                 0                 0
=====
Application                Disc Octets          Packets          Flows
-----
HTTP_Local                 0% 923                8                 2
=====
Protocol                   Disc Octets          Packets          Flows
-----
dns                        1.8% 40010           277               277
=====
```

A:ALU>show>app-assure>group>aa-sub#

A:ALU>show>app-assure>group>aa-sub# count detail

=====
 Application-Assurance Subscriber TestSubscriberName
 Application Group, Application and Protocol Statistics
 =====

Subscriber Type	Octets	Application Group: Packets	Flows

TestSubscriberName		Instant Messaging:	
Admitted from subscriber:	2558576	12720	229
Denied from subscriber:	0	0	0
Active flows from subscriber:			0
Admitted to subscriber:	2389216	12867	182
Denied to subscriber:	0	0	0
Active flows to subscriber:			0
Total flow duration:	2912 seconds		
Terminated flows:			411
Short Duration flows:			387
Medium Duration flows:			22
Long Duration flows:			2

...			
TestSubscriberName		Web:	
Admitted from subscriber:	2343429	22806	511
Denied from subscriber:	0	0	0
Active flows from subscriber:			1
Admitted to subscriber:	56359191	40528	511
Denied to subscriber:	0	0	0
Active flows to subscriber:			1
Total flow duration:	4783 seconds		
Terminated flows:			1020
Short Duration flows:			989
Medium Duration flows:			31
Long Duration flows:			0

Subscriber Type	Octets	Application: Packets	Flows

TestSubscriberName		HTTP_Local:	
Admitted from subscriber:	0	0	0
Denied from subscriber:	0	0	0
Active flows from subscriber:			0
Admitted to subscriber:	0	0	0
Denied to subscriber:	0	0	0
Active flows to subscriber:			0
Total flow duration:	0 seconds		
Terminated flows:			0
Short Duration flows:			0
Medium Duration flows:			0
Long Duration flows:			0

Subscriber Type	Octets	Protocol: Packets	Flows

TestSubscriberName		dns:	
Admitted from subscriber:	0	0	0
Denied from subscriber:	0	0	0
Active flows from subscriber:			0
Admitted to subscriber:	0	0	0
Denied to subscriber:	0	0	0
Active flows to subscriber:			0
Total flow duration:	0 seconds		


```
Terminated flows: 0
Short Duration flows: 0
Medium Duration flows: 0
Long Duration flows: 0
=====
A:ALU>show>app-assure>group>aa-sub#
```

count

Syntax

count

Context

[\[Tree\]](#) (show>app-assure>group>aa-sub>um count)

Full Context

show application-assurance group aa-sub usage-monitor count

Description

This command displays usage monitor counters.

Platforms

7450 ESS, 7750 SR, 7750 SR-e, 7750 SR-s, VSR

7.59 counters

counters

Syntax

counters

Context

[\[Tree\]](#) (clear>service>statistics>id counters)

Full Context

clear service statistics id counters

Description

This command clears all traffic queue counters associated with the service ID.

Platforms

All

counters

Syntax

counters

Context

[\[Tree\]](#) (show>snmp counters)

Full Context

show snmp counters

Description

This command displays SNMP counters information. SNMP counters will continue to increase even when SNMP is shut down. Some internal modules communicate using SNMP packets.

Platforms

All

Output

The following example displays SNMP counter information.

[Table 84: Show Counters Output Fields](#) describes the SNMP counters output fields.

Sample Output

```
A:ALA-1# show snmp counters
=====
SNMP counters:
=====
  in packets : 463
-----
  in gets    : 93
  in getnexts : 0
  in sets    : 370

  out packets : 463
-----
  out get responses : 463
  out traps         : 0

  variables requested : 33
  variables set       : 497
=====
A:ALA-1#
```

Table 84: Show Counters Output Fields

Label	Description
in packets	Displays the total number of messages delivered to SNMP from the transport service.
in gets	Displays the number of SNMP get request PDUs accepted and processed by SNMP.
in getnexts	Displays the number of SNMP get next PDUs accepted and processed by SNMP.
in sets	Displays the number of SNMP set request PDUs accepted and processed by SNMP.
out packets	Displays the total number of SNMP messages passed from SNMP to the transport service.
out get responses	Displays the number of SNMP get response PDUs generated by SNMP.
out traps	Displays the number of SNMP Trap PDUs generated by SNMP.
variables requested	Displays the number of MIB objects requested by SNMP.
variables set	Displays the number of MIB objects set by SNMP as the result of receiving valid SNMP set request PDUs.

counters

Syntax

counters

Context

[\[Tree\]](#) (show>snmp>streaming counters)

Full Context

show snmp streaming counters

Description

This command displays counters information for the proprietary SNMP streaming protocol.

Platforms

All

Output

The following is an example of SNMP streaming counters information.

[Table 85: Show Streaming Counters Output Fields](#) describes the SNMP streaming counters output fields.

Sample Output

```
*A:Dut-B# show snmp streaming counters
=====
STREAMING counters:
=====
    in getTables   : 772
    in getManys    : 26
-----
    out responses  : 848
=====
```

Table 85: Show Streaming Counters Output Fields

Label	Description
in getTables	Displays the number of GetTable request packets received.
in getManys	Displays the number of GetMany request packets received.
out responses	Displays the number of response packets sent.

7.60 cp

cp

Syntax

cp *cp* [*interval seconds*] [*repeat repeat*] [*absolute*| *rate*]

Context

[\[Tree\]](#) (monitor>port>atm cp)

Full Context

monitor port atm cp

Description

This command monitors ATM connection profile statistics.

Parameters

cp

Specifies the connection profile.

Values 1 to 8000

seconds

Configures the interval for each display in seconds.

Values 3 to 60

Default 10

repeat

Configures how many times the command is repeated.

Values 1 to 999

Default 10

absolute

Displays raw statistics, without processing. No calculations are performed on the delta or rate statistics.

rate

Displays rate-per-second for each statistic instead of the delta.

Platforms

7450 ESS, 7750 SR-7/12/12e

cp

Syntax

cp [*cp*] [*detail*]

Context

[\[Tree\]](#) (show>port>atm cp)

Full Context

show port atm cp

Description

This command displays ATM port connection profile information.

Parameters

cp

Specifies the ATM port connection profile.

Values 1 to 8000

detail

Displays detailed information.

Platforms

7450 ESS, 7750 SR-7/12/12e

7.61 cpm

cpm

Syntax

cpm

Context

[Tree] (tools>dump>filter>resources cpm)

Full Context

tools dump filter resources cpm

Description

This command displays information about filter resource utilization on the CPM, consumption by filter-using services such as OpenFlow, and the filters that use the most resources.

Platforms

All

Output


The following output is an example of filter resource utilization information.

Sample Output

```
*A:Dut-C>tools>dump>filter>resources># cpm
=====
Number of ACL filters defined on CPM
=====
Owner                MAC                IP                IPv6                Total
-----
Configuration        0                  7                  0                   7
Host Common           0                  2                  0                   2
Openflow              0                  2                  1                   3
-----
Total                 0                  14                 4                   18
=====
Available filters (except openflow): 16369
Available openflow filters:          16381
=====
Number of ACL filter entries / subentries defined on CPM
```

```

=====
Inserted by          MAC      IP      IPv6      Total
-----
User configuration   0       21      1         22
                   0       21      1         22
Radius              0       0       0         0
                   0       0       0         0
Credit Control      0       0       0         0
                   0       0       0         0
Embedded            0       0       0         0
                   0       0       0         0
Radius shared host  0       2       0         2
                   0       2       0         2
Openflow            0       0       0         0
                   0       0       0         0
PCC-Rule            0       0       0         0
                   0       0       0         0
Other               0       0       0         0
                   0       0       0         0
-----
Total               0       23      1         24
                   0       23      1         24
=====
Available subentries (except openflow): 262120
Available openflow subentries:         262144
=====
Filters utilizing most resources (ordered by CPM entries)
=====
Type Id              Entries    Subentries  TCAM entries
                   (per FlexPath)
-----
No Mac filters found
-----
Ip  100              5         5           5
Ip  65535            5         5           5
Ip  1                4         4           4
Ip  5:23             2         2           2
Ip  6:24             2         2           2
-----
Ipv6 fSpec-0        0         0           0
Ipv6 fSpec-2345     0         0           0
Ipv6 _tmnx_ofs_system:1 0         0           0
No more Ipv6 filters
=====
Filters utilizing most resources (ordered by CPM subentries)
=====
Type Id              Entries    Subentries  TCAM entries
                   (per FlexPath)
-----
No Mac filters found
-----
Ip  100              5         5           5
Ip  65535            5         5           5
Ip  1                4         4           4
Ip  5:23             2         2           2
Ip  6:24             2         2           2
-----
Ipv6 fSpec-0        0         0           0
Ipv6 fSpec-2345     0         0           0
Ipv6 _tmnx_ofs_system:1 0         0           0
No more Ipv6 filters
  
```



7.62 cpm-filter

cpm-filter

Syntax

cpm-filter

Context

[\[Tree\]](#) (clear cpm-filter)

Full Context

clear cpm-filter

Description

Commands in this context clear the CPM filter.

Platforms

7450 ESS, 7750 SR, 7750 SR-a, 7750 SR-e, 7750 SR-s, 7950 XRS

cpm-filter

Syntax

cpm-filter

Context

[\[Tree\]](#) (show>system>security cpm-filter)

Full Context

show system security cpm-filter

Description

This command displays CPM filters.

Platforms

7450 ESS, 7750 SR, 7750 SR-a, 7750 SR-e, 7750 SR-s, 7950 XRS

cpm-filter

Syntax

cpm-filter

Context

[\[Tree\]](#) (monitor cpm-filter)

Full Context

monitor cpm-filter

Description

This command displays monitor command output for CPM filters.

Platforms

7450 ESS, 7750 SR, 7750 SR-a, 7750 SR-e, 7750 SR-s, 7950 XRS

7.63 cpm-http-redirect

cpm-http-redirect

Syntax

cpm-http-redirect

Context

[\[Tree\]](#) (tools>dump>system cpm-http-redirect)

Full Context

tools dump system cpm-http-redirect

Description

Commands in this context display system-level CPM HTTP redirect information.

Platforms

All

7.64 cpm-queue

cpm-queue

Syntax

`cpm-queue queue-id`

Context

[\[Tree\]](#) (show>system>security cpm-queue)

Full Context

show system security cpm-queue

Description

This command displays CPM queues.

Parameters

queue-id

Specifies an integer value that identifies a CPM queue.

Values 0, 33 to 2000

Platforms

7450 ESS, 7750 SR, 7750 SR-a, 7750 SR-e, 7750 SR-s, 7950 XRS

Output

The following display CPM IPv6 filter information.

[Table 86: Show CPM IPv6 Filter Output Fields](#) describes CPM queue output fields.

Sample Output

```
A:ALA-35# show system security cpm-queue 1001
=====
CPM Queue Entry
=====
Queue Id           : 1001
-----
Queue Parameters :
-----
PIR                : 10000000          CIR                : 1000000
CBS                : 4096             MBS                : 8192
=====
A:ALA-35#
```

Table 86: Show CPM IPv6 Filter Output Fields

Label	Description
PIR	Displays the administrative Peak Information Rate (PIR) for the queue.

Label	Description
CIR	Displays the amount of bandwidth committed to the queue.
CBS	Displays the amount of buffer drawn from the reserved buffer portion of the queue's buffer pool.
MBS	Displays the maximum queue depth to which a queue can grow.

cpm-queue

Syntax

`cpm-queue queue-id`

Context

[\[Tree\]](#) (clear cpm-queue)

Full Context

clear cpm-queue

Description

This command clears CPM queue information.

Parameters

queue-id

Specifies the CPM queue ID.

Values 33 to 2000

Platforms

7450 ESS, 7750 SR, 7750 SR-a, 7750 SR-e, 7750 SR-s, 7950 XRS

7.65 cpu

cpu

Syntax

`cpu [sample-period seconds]`

Context

[\[Tree\]](#) (show>system cpu)

Full Context

show system cpu

Description

This command displays CPU utilization per task over a sample period.

Parameters

seconds

Specifies the number of seconds over which to sample CPU task utilization.

Values 1 to 300

Default 1

Platforms

All

Output

The following output is an example of CPU information, and [Table 87: System CPU Field Descriptions](#) describes the output fields.

Sample Output

```
*A:cses-E11# show system cpu sample-period 2
=====
CPU Utilization (Sample period: 2 seconds)
=====
```

Name	CPU Time (uSec)	CPU Usage	Capacity Usage
BFD	10	~0.00%	~0.00%
BGP	0	0.00%	0.00%
CFLOWD	61	~0.00%	~0.00%
Cards & Ports	8,332	0.41%	0.08%
DHCP Server	79	~0.00%	~0.00%
ICC	408	0.02%	0.01%
IGMP/MLD	1,768	0.08%	0.08%
IOM	17,197	0.85%	0.31%
IP Stack	4,080	0.20%	0.09%
IS-IS	1,213	0.06%	0.06%
ISA	2,496	0.12%	0.07%
LDP	0	0.00%	0.00%
Logging	32	~0.00%	~0.00%
MPLS/RSVP	2,380	0.11%	0.08%
MSDP	0	0.00%	0.00%
Management	5,969	0.29%	0.15%
OAM	907	0.04%	0.02%
OSPF	25	~0.00%	~0.00%
PIM	5,600	0.27%	0.27%
RIP	0	0.00%	0.00%
RTM/Policies	0	0.00%	0.00%
Redundancy	3,635	0.18%	0.13%
SIM	1,462	0.07%	0.04%
SNMP Daemon	0	0.00%	0.00%
Services	2,241	0.11%	0.05%
Stats	0	0.00%	0.00%

```

Subscriber Mgmt      2,129      0.10%      0.04%
System              8,802      0.43%      0.17%
Traffic Eng         0          0.00%      0.00%
VRRP                697        0.03%      0.02%
WEB Redirect        125        ~0.00%     ~0.00%
-----
Total              2,014,761  100.00%
  Idle             1,945,113  96.54%
  Usage            69,648     3.45%
Busiest Core Utilization 69,648     3.45%
=====
*A:cses-E11#

*A:ALA-1# show card 4 cpu

=====
Card 4 CPU Utilization (Sample period: 1 second)
=====
Name                CPU Time      CPU Usage      Capacity
                   (uSec)                            Usage
-----
HQoS Algorithm       70            ~0.00%         ~0.00%
HQoS Statistics      124           ~0.00%         0.83%
IOM                  15,904        0.79%          0.94%
-----
Total              2,003,678    100.00%
  Idle             1,987,580    99.19%
  Usage            16,098       0.80%
Busiest Core Utilization 8,192        0.81%
=====

```

Table 87: System CPU Field Descriptions

Label	Description
CPU Utilization	The total amount of CPU time.
Name	The process or protocol name.
CPU Time (uSec)	The CPU time each process or protocol has used in the specified time.
CPU Usage	The sum of CPU usage of all the processes and protocols.
Capacity Usage	The level the specified service is being utilized. When this number hits 100%, this part of the system is busied out. There may be extra CPU cycles still left for other processes, but this service is running at capacity. This column does not reflect the true CPU utilization value; that data is still available in the CPU Usage column. This column is the busiest task in each group, where busiest is defined as either actually running or blocked attempting to acquire a lock.
Idle	The current CPU utilization for the system.
Usage	The overall percentage of CPU idleness over the specified sample time.

Label	Description
Busiest Core Utilization	The utilization percentage of the busiest processor core over the specified sample time. On single core CPUs, this is the overall system utilization percentage over the specified sample time.

cpu

Syntax

cpu [**sample-period** *seconds*]

Context

[\[Tree\]](#) (show>system cpu)

Full Context

show system cpu

Description

This command displays CPU utilization per task over a sample period.

Parameters

seconds

Specifies the number of seconds over which to sample CPU task utilization.

Values 1 to 300

Default 1

Platforms

All

Output

The following is an example of system CPU information. [Table 88: System CPU Field Descriptions](#) describes the output fields.

Sample Output

```
*A:cses-E11# show system cpu sample-period 2
=====
CPU Utilization (Sample period: 2 seconds)
=====
Name                CPU Time      CPU Usage     Capacity
                   (uSec)                Usage
-----
BFD                  10            ~0.00%        ~0.00%
BGP                   0             0.00%         0.00%
CFLOWD              61            ~0.00%        ~0.00%
Cards & Ports       8,332         0.41%         0.08%
```

```

DHCP Server          79          ~0.00%          ~0.00%
ICC                  408          0.02%           0.01%
IGMP/MLD            1,768         0.08%           0.08%
IOM                 17,197        0.85%           0.31%
IP Stack             4,080         0.20%           0.09%
IS-IS               1,213         0.06%           0.06%
ISA                 2,496         0.12%           0.07%
LDP                  0             0.00%           0.00%
Logging             32           ~0.00%          ~0.00%
MPLS/RSVP           2,380         0.11%           0.08%
MSDP                 0             0.00%           0.00%
Management          5,969         0.29%           0.15%
OAM                  907           0.04%           0.02%
OSPF                 25           ~0.00%          ~0.00%
PIM                  5,600         0.27%           0.27%
RIP                  0             0.00%           0.00%
RTM/Policies        0             0.00%           0.00%
Redundancy          3,635         0.18%           0.13%
SIM                 1,462         0.07%           0.04%
SNMP Daemon         0             0.00%           0.00%
Services             2,241         0.11%           0.05%
Stats               0             0.00%           0.00%
Subscriber Mgmt     2,129         0.10%           0.04%
System              8,802         0.43%           0.17%
Traffic Eng         0             0.00%           0.00%
VRRP                697           0.03%           0.02%
WEB Redirect        125           ~0.00%          ~0.00%
-----
Total                2,014,761    100.00%
  Idle              1,945,113    96.54%
  Usage              69,648       3.45%
Busiest Core Utilization 69,648       3.45%
=====
*A:cses-E11#

*A:ALA-1# show card 4 cpu

=====
Card 4 CPU Utilization (Sample period: 1 second)
=====
Name                  CPU Time      CPU Usage      Capacity
                    (uSec)
-----
HQoS Algorithm        70            ~0.00%         ~0.00%
HQoS Statistics       124           ~0.00%         0.83%
IOM                   15,904        0.79%         0.94%
-----
Total                2,003,678    100.00%
  Idle              1,987,580    99.19%
  Usage              16,098       0.80%
Busiest Core Utilization 8,192        0.81%
=====

```

Table 88: System CPU Field Descriptions

Label	Description
CPU Utilization	The total amount of CPU time.
Name	The process or protocol name.

Label	Description
CPU Time (uSec)	The CPU time each process or protocol has used in the specified time.
CPU Usage	The sum of CPU usage of all the processes and protocols.
Capacity Usage	Displays the level the specified service is being utilized. When this number hits 100%, this part of the system is busied out. There may be extra CPU cycles still left for other processes, but this service is running at capacity. This column does not reflect the true CPU utilization value; that data is still available in the CPU Usage column. This column is the busiest task in each group, where busiest is defined as either actually running or blocked attempting to acquire a lock.

7.66 cpu-protection

cpu-protection

Syntax

cpu-protection

Context

[\[Tree\]](#) (show>system>security cpu-protection)

Full Context

show system security cpu-protection

Description

Commands in this context display CPU protection information.

Platforms

7450 ESS, 7750 SR-7/12/12e, 7750 SR-7s, 7750 SR-14s, 7950 XRS

Output

The following output is an example of ETH CFM monitoring.

Sample Output

```
show system security cpu-protection eth-cfm-monitoring
=====
SAP's where the protection policy Eth-CFM rate limit is exceeded
=====
SAP-Id                               Service-Id   Plcy
-----
```



```

1/1/1                               3           100
-----
1 SAP('s) found
=====
SDP's where the protection policy Eth-CFM rate limit is exceeded
=====
SDP-Id          Service-Id  Plcy
-----
1:3             3           100
-----
1 SDP('s) found
=====

show system security cpu-protection eth-cfm-monitoring service-id 3 sap-id 1/1/1
=====
Flows exceeding the Eth-CFM monitoring rate limit
=====
Service-Id : 3
SAP-Id     : 1/1/1
Plcy       : 100
-----
Limit  MAC-Address          Level  OpCode
  First-Time                Last-Time                Violation-Periods
-----
0      8c:8c:8c:8c:8c:8c    1      18
      03/21/2009 23:32:29  03/21/2009 23:34:39  4000000019
61234  8d:8d:8d:8d:8d:8d    2      19
      03/21/2009 23:32:39  03/21/2009 23:34:59  4000000020
61234  Aggregated          3      20
      03/21/2009 23:32:49  03/21/2009 23:35:19  4000000021
61234  8f:8f:8f:8f:8f:8f    4      21
      03/21/2009 23:32:59  03/21/2009 23:35:39  4000000022
61234  90:90:90:90:90:90    5      22
      03/21/2009 23:33:09  03/21/2009 23:35:59  4000000023
61234  91:91:91:91:91:91    6      23
      03/21/2009 23:33:19  03/21/2009 23:36:19  4000000024
61234  92:92:92:92:92:92    7      24
      03/21/2009 23:33:29  03/21/2009 23:36:39  4000000025
max    Aggregated          0      25
      03/21/2009 23:33:39  03/21/2009 23:36:59  4000000026
0      94:94:94:94:94:94    1      26
      03/21/2009 23:33:49  03/21/2009 23:37:19  4000000027
-----
9 flows(s) found
=====

show system security cpu-protection eth-cfm-monitoring service-id 3 sdp-id 1:3
=====
Flows exceeding the Eth-CFM monitoring rate limit
=====
Service-Id : 3
SDP-Id     : 1:3
Plcy       : 100
-----
Limit  MAC-Address          Level  OpCode
  First-Time                Last-Time                Violation-Periods
-----
0      8c:8c:8c:8c:8c:8c    1      18
      03/21/2009 23:32:29  03/21/2009 23:34:39  3000000019
61234  8d:8d:8d:8d:8d:8d    2      19
      03/21/2009 23:32:39  03/21/2009 23:34:59  3000000020
61234  Aggregated          3      20
  
```

```
03/21/2009 23:32:49 03/21/2009 23:35:19 3000000021
61234 8f:8f:8f:8f:8f:8f 4 21
03/21/2009 23:32:59 03/21/2009 23:35:39 3000000022
61234 90:90:90:90:90:90 5 22
03/21/2009 23:33:09 03/21/2009 23:35:59 3000000023
61234 91:91:91:91:91:91 6 23
03/21/2009 23:33:19 03/21/2009 23:36:19 3000000024
61234 92:92:92:92:92:92 7 24
03/21/2009 23:33:29 03/21/2009 23:36:39 3000000025
max Aggregated 0 25
03/21/2009 23:33:39 03/21/2009 23:36:59 3000000026
0 94:94:94:94:94:94 1 26
03/21/2009 23:33:49 03/21/2009 23:37:19 3000000027
-----
9 flow(s) found
=====

show system security cpu-protection excessive-sources service-id 3 sdp-id 1:3
=====
Sources exceeding the per-source rate limit
=====
Service-Id : 3
SDP-Id : 1:3
Plcy : 100
Limit : 65534
-----
MAC-Address First-Time Last-Time Violation-Periods
-----
00:00:00:00:00:01 03/22/2009 00:41:59 03/22/2009 01:53:39 3000000043
00:00:00:00:00:02 03/22/2009 00:43:39 03/22/2009 01:56:59 3000000044
00:00:00:00:00:03 03/22/2009 00:45:19 03/22/2009 02:00:19 3000000045
00:00:00:00:00:04 03/22/2009 00:46:59 03/22/2009 02:03:39 3000000046
00:00:00:00:00:05 03/22/2009 00:48:39 03/22/2009 02:06:59 3000000047
-----
5 source(s) found
=====

show system security cpu-protection violators sdp
=====
SDP's where the protection policy overall rate limit is violated
=====
SDP-Id Service-Id
Plcy Limit First-Time Last-Time Violation-Periods
-----
1:1 3
100 61234 05/01/2010 01:43:53 06/27/2010 22:37:20 3000000007
1:2 3
255 max 05/01/2010 01:43:55 06/27/2010 22:37:23 3000000008
1:3 3
100 61234 05/01/2010 01:43:57 06/27/2010 22:37:26 3000000009
1:4 3
255 max 05/01/2010 01:43:59 06/27/2010 22:37:29 3000000010
1:5 3
100 61234 05/01/2010 01:44:01 06/27/2010 22:37:32 3000000011
-----
5 SDP('s) found
=====

show system security cpu-protection excessive-sources
=====
SAP's where the protection policy per-source rate limit is exceeded
```

```

=====
SAP-Id                               Service-Id
  Plcy Limit
-----
1/1/1                                 3
  100 65534
-----
1 SAP('s) found
=====
SDP's where the protection policy per-source rate limit is exceeded
=====
SDP-Id      Service-Id  Plcy  Limit
-----
1:3         3           100  65534
1:4         3           255  max
1:5         3           100  65534
-----
3 SDP('s) found
=====

show system security cpu-protection policy association
=====
Associations for CPU Protection policy 100
=====
Description : (Not Specified)
SAP associations
-----
Service Id : 3                               Type : VPLS
SAP 1/1/1                                     mac-monitoring
SAP 1/1/2                                     eth-cfm-monitoring aggr car
SAP 1/1/3                                     eth-cfm-monitoring
SAP 1/1/4
-----
Number of SAP's : 4
SDP associations
-----
Service Id : 3                               Type : VPLS
SDP 1:1                                     eth-cfm-monitoring aggr car
SDP 1:3                                     eth-cfm-monitoring aggr
SDP 1:5                                     mac-monitoring
SDP 17407:4123456789                       eth-cfm-monitoring car
-----
Number of SDP's : 4
Interface associations
-----
None
Managed SAP associations
-----
None
Video-Interface associations
-----
None
=====
Associations for CPU Protection policy 254
=====
Description : Default (Modifiable) CPU-Protection Policy assigned to Access
              Interfaces
SAP associations
-----
None
SDP associations
-----
None
  
```

```
Interface associations
-----
Router-Name : Base
  ies6If
Router-Name : vprn7
  vprn If
-----
Number of interfaces : 2
Managed SAP associations
-----
None
Video-Interface associations
-----
None
=====
Associations for CPU Protection policy 255
=====
Description : Default (Modifiable) CPU-Protection Policy assigned to Network
              Interfaces

SAP associations
-----
None
SDP associations
-----
Service Id   : 3                               Type   : VPLS
  SDP 1:2
  SDP 1:4          eth-cfm-monitoring
Service Id   : 6                               Type   : IES
  SDP 1:6
Service Id   : 7                               Type   : VPRN
  SDP 1:7
Service Id   : 9                               Type   : Epipe
  SDP 1:9
Service Id   : 300                             Type   : VPLS
  SDP 1:300
-----
Number of SDP's : 6
Interface associations
-----
Router-Name : Base
  system
-----
Number of interfaces : 1
Managed SAP associations
-----
None
Video-Interface associations
-----
None
=====

show system security cpu-protection policy 100 association
=====
Associations for CPU Protection policy 100
=====
Description : (Not Specified)

SAP associations
-----
Service Id   : 3                               Type   : VPLS
  SAP 1/1/1          mac-monitoring
  SAP 1/1/2          eth-cfm-monitoring aggr car
```

```

SAP 1/1/3                                     eth-cfm-monitoring
SAP 1/1/4
-----
Number of SAP's : 4
SDP associations
-----
Service Id   : 3                               Type   : VPLS
SDP 1:1     eth-cfm-monitoring aggr car
SDP 1:3     eth-cfm-monitoring aggr
SDP 1:5     mac-monitoring
SDP 17407:4123456789 eth-cfm-monitoring car
-----
Number of SDP's : 4
Interface associations
-----
None
Managed SAP associations
-----
None
Video-Interface associations
-----
None
=====
A:bksim130#

show system security cpu-protection violators
=====
Ports where a rate limit is violated
=====
Port-Id
  Type Limit First-Time          Last-Time          Violation-Periods
-----
No ports found
=====
Interfaces where the protection policy overall rate limit is violated
=====
Interface-Name
  Plcy Limit First-Time          Last-Time          Router-Name          Violation-Periods
-----
No interfaces found
=====
SAP's where the protection policy overall rate limit is violated
=====
SAP-Id
  Plcy Limit First-Time          Last-Time          Service-Id          Violation-Periods
-----
1/1/1
  100 61234 05/01/2010 01:43:41 06/27/2010 22:37:02 3000000001
-----
1 SAP('s) found
=====
SDP's where the protection policy overall rate limit is violated
=====
SDP-Id
  Plcy Limit First-Time          Last-Time          Service-Id          Violation-Periods
-----
1:1
  100 61234 05/01/2010 01:43:41 06/27/2010 22:37:02 3000000001
1:2
  255 max 05/01/2010 01:43:43 06/27/2010 22:37:05 3000000002
1:3
  100 61234 05/01/2010 01:43:45 06/27/2010 22:37:08 3000000003
1:4
  100 61234 05/01/2010 01:43:45 06/27/2010 22:37:08 3000000003
  
```

```
255 max 05/01/2010 01:43:47 06/27/2010 22:37:11 3000000004
1:5      3
100 61234 05/01/2010 01:43:49 06/27/2010 22:37:14 3000000005
-----
5 SDP('s) found
=====
Video clients where the protection policy per-source rate limit is violated
=====
Client IP Address  Video-Interface      Service-Id
Plcy Limit First-Time      Last-Time      Violation-Periods
-----
No clients found
=====
```

cpu-protection

Syntax

cpu-protection

Context

[\[Tree\]](#) (clear cpu-protection)

Full Context

clear cpu-protection

Description

Commands in this context clear CPU protection data.

Platforms

7450 ESS, 7750 SR-7/12/12e, 7750 SR-7s, 7750 SR-14s, 7950 XRS

7.67 cpu-scheduling

cpu-scheduling

Syntax

cpu-scheduling

Context

[\[Tree\]](#) (show>card>virtual cpu-scheduling)

Full Context

show card virtual cpu-scheduling

Description

This command displays the CPU scheduling health on the card. The scheduling health is a measure of the hypervisor load and is expressed by the percentage of clock interrupts that arrive within an accepted time period compared to the last clock interrupt.

Platforms

VSR

cpu-scheduling

Syntax

cpu-scheduling

Context

[\[Tree\]](#) (clear>card>virtual cpu-scheduling)

Full Context

clear card virtual cpu-scheduling

Description

This command clears virtual CPU scheduling statistics on the card.

Platforms

VSR

7.68 cpu-usage

cpu-usage

Syntax

cpu-usage *mda* [**history-stats-in-count** *count*] [**history-stats-in-min** *minutes*] [**current**]

cpu-usage *mda* [**history-stats-in-count** *count*] [**history-stats-in-min** *minutes*] [**current**] **esa-vm** *esa-id/vm-id*

cpu-usage *mda* [**history-stats-in-count** *count*] [**history-stats-in-min** *minutes*] [**current**] [**show-oid**] **type** {**control-plane** | **data-plane**}

cpu-usage *mda* [**history-stats-in-count** *count*] [**history-stats-in-min** *minutes*] [**current**] [**show-oid**] **type** {**control-plane** | **data-plane**} **esa-vm** *esa-id/vm-id*

Context

[\[Tree\]](#) (show>isa>stats>tunnel-isa cpu-usage)

Full Context

show isa statistics tunnel-isa cpu-usage

Description

This command displays the CPU usage of the specified ISA. The information includes control plane usage and data plane usage.

The data plane usage collection depends on the configuration of the **config>isa>tunnel-grp>stats-collection>isa-dp-cpu-usage system** and collects usage every 5 minutes for the last 24 hours. The output also includes the current value.

Parameters

count

Displays information for the number of statistics intervals to be displayed (starting with the most recent).

Values 1 to 24

minutes

Displays information about the specified period covered by the statistics to be displayed (starting with the most recent).

Values 1 to 1440

current

Displays information about the current statistic value. The values of count and minutes are ignored by the system when this parameter is specified.

show-oid

Displays information about the Object Identifier (OID) of the current statistical value.

mda

Displays information about the specified ISA.

Values slot/mda

control-plane

Displays information about the control plane.

data-plane

Displays information about the data plane.

esa-vm

Displays the ID of the configured ESA and ESA VM.

Values	esa-vm:	<i>esa-id/vm-id</i>	
		<i>esa-id</i>	1 to 16
		<i>vm-id</i>	1 to 4

Platforms

7450 ESS, 7750 SR, 7750 SR-e, 7750 SR-s, VSR

Output

The following is an example output of the **show isa stats tunnel-isa cpu-usage** configuration.

Sample Output

```
show>isa>stats>tunnel-isa# cpu-usage 1/2
=====
STATISTICS FOR ISA 1/2
=====
INDEX          VALUE          START TIME          SAMPLING DURATION
-----
ISA CONTROL PLANE CPU USAGE PERCENTAGE (%)
16             0.05           2017/05/24 02:30:00 MIN 5
17             0.00           2017/05/24 02:25:00 MIN 5
18             0.03           2017/05/24 02:20:00 MIN 5
19             0.06           2017/05/24 02:15:00 MIN 5
20             0.05           2017/05/24 02:10:00 MIN 5
21             0.07           2017/05/24 02:05:00 MIN 5
22             0.06           2017/05/24 02:00:00 MIN 5
23             0.05           2017/05/24 01:55:00 MIN 5
24             0.00           2017/05/24 01:50:00 MIN 5
25             0.07           2017/05/24 01:45:00 MIN 5
26             0.01           2017/05/24 01:40:00 MIN 5
27             0.04           2017/05/24 01:35:00 MIN 5
28             0.01           2017/05/24 01:30:00 MIN 5
29             0.00           2017/05/24 01:25:00 MIN 5
30             0.01           2017/05/24 01:20:00 MIN 5
31             0.01           2017/05/24 01:15:00 MIN 5
32             0.01           2017/05/24 01:10:00 MIN 5
33             0.06           2017/05/24 01:05:00 MIN 5
34             0.01           2017/05/24 01:00:00 MIN 5
35             0.02           2017/05/24 00:55:00 MIN 5
36             0.03           2017/05/24 00:50:00 MIN 5
37             0.03           2017/05/24 00:45:00 MIN 5
38             0.01           2017/05/24 00:40:00 MIN 5
39             0.01           2017/05/24 00:35:00 MIN 5
40             0.02           2017/05/24 00:30:00 MIN 5
41             0.01           2017/05/24 00:25:00 MIN 5
42             0.03           2017/05/24 00:20:00 MIN 5
43             0.02           2017/05/24 00:15:00 MIN 5
44             0.06           2017/05/24 00:10:00 MIN 5
45             0.05           2017/05/24 00:05:00 MIN 5
46             0.00           2017/05/24 00:00:00 MIN 5
47             0.02           2017/05/23 23:55:00 MIN 5
48             0.04           2017/05/23 23:50:00 MIN 5
49             0.03           2017/05/23 23:45:00 MIN 5
50             0.06           2017/05/23 23:40:00 MIN 5
51             0.00           2017/05/23 23:35:00 MIN 5
52             0.05           2017/05/23 23:30:00 MIN 5
53             0.02           2017/05/23 23:25:00 MIN 5
54             0.03           2017/05/23 23:20:00 MIN 5
55             0.02           2017/05/23 23:15:00 MIN 5
56             0.06           2017/05/23 23:10:00 MIN 5
57             0.04           2017/05/23 23:05:00 MIN 5
58             0.00           2017/05/23 23:00:00 MIN 5
59             0.00           2017/05/23 22:55:00 MIN 5
60             0.04           2017/05/23 22:50:00 MIN 5
61             0.03           2017/05/23 22:45:00 MIN 5
62             0.03           2017/05/23 22:40:00 MIN 5
```

63	0.04	2017/05/23 22:35:00	MIN 5
64	0.05	2017/05/23 22:30:00	MIN 5
65	0.02	2017/05/23 22:25:00	MIN 5
66	0.05	2017/05/23 22:20:00	MIN 5
67	0.03	2017/05/23 22:15:00	MIN 5
68	0.01	2017/05/23 22:10:00	MIN 5
69	0.02	2017/05/23 22:05:00	MIN 5
70	0.01	2017/05/23 22:00:00	MIN 5
71	0.05	2017/05/23 21:55:00	MIN 5
72	0.02	2017/05/23 21:50:00	MIN 5
73	0.02	2017/05/23 21:45:00	MIN 5
74	0.00	2017/05/23 21:40:00	MIN 5
75	0.00	2017/05/23 21:35:00	MIN 5
76	0.01	2017/05/23 21:30:00	MIN 5
77	0.06	2017/05/23 21:25:00	MIN 5
78	0.01	2017/05/23 21:20:00	MIN 5
79	0.01	2017/05/23 21:15:00	MIN 5
80	0.00	2017/05/23 21:10:00	MIN 5
81	0.06	2017/05/23 21:05:00	MIN 5
82	0.06	2017/05/23 21:00:00	MIN 5
83	0.00	2017/05/23 20:55:00	MIN 5
84	0.02	2017/05/23 20:50:00	MIN 5
85	0.00	2017/05/23 20:45:00	MIN 5
86	0.00	2017/05/23 20:40:00	MIN 5
87	0.06	2017/05/23 20:35:00	MIN 5
88	0.01	2017/05/23 20:30:00	MIN 5
89	0.01	2017/05/23 20:25:00	MIN 5
90	0.02	2017/05/23 20:20:00	MIN 5
91	0.03	2017/05/23 20:15:00	MIN 5
92	0.04	2017/05/23 20:10:00	MIN 5
93	0.05	2017/05/23 20:05:00	MIN 5
94	0.05	2017/05/23 20:00:00	MIN 5
95	0.05	2017/05/23 19:55:00	MIN 5
96	0.05	2017/05/23 19:50:00	MIN 5
97	0.06	2017/05/23 19:45:00	MIN 5
98	0.06	2017/05/23 19:40:00	MIN 5
99	0.05	2017/05/23 19:35:00	MIN 5
100	0.05	2017/05/23 19:30:00	MIN 5
101	0.04	2017/05/23 19:25:00	MIN 5
102	0.04	2017/05/23 19:20:00	MIN 5
103	0.04	2017/05/23 19:15:00	MIN 5
104	0.05	2017/05/23 19:10:00	MIN 5
105	0.04	2017/05/23 19:05:00	MIN 5
106	0.03	2017/05/23 19:00:00	MIN 5
107	0.03	2017/05/23 18:55:00	MIN 5
108	0.01	2017/05/23 18:50:00	MIN 5
109	0.02	2017/05/23 18:45:00	MIN 5
110	0.02	2017/05/23 18:40:00	MIN 5
111	0.02	2017/05/23 18:35:00	MIN 5
112	0.01	2017/05/23 18:30:00	MIN 5
113	0.02	2017/05/23 18:25:00	MIN 5
114	0.02	2017/05/23 18:20:00	MIN 5
115	0.01	2017/05/23 18:15:00	MIN 5
116	0.02	2017/05/23 18:10:00	MIN 5
117	0.01	2017/05/23 18:05:00	MIN 5
118	0.02	2017/05/23 18:00:00	MIN 5
119	0.01	2017/05/23 17:55:00	MIN 5
120	0.08	2017/05/23 17:50:48	MIN 4 SEC 12
ISA DATA PLANE CPU USAGE PERCENTAGE (%)			
1 (CURRENT)	13.13	2017/05/24 03:45:00	SEC 25
2	13.24	2017/05/24 03:40:00	MIN 5
3	13.43	2017/05/24 03:35:00	MIN 5
4	13.30	2017/05/24 03:30:00	MIN 5
5	13.26	2017/05/24 03:25:00	MIN 5

6	13.16	2017/05/24 03:20:00	MIN 5
7	13.16	2017/05/24 03:15:00	MIN 5
8	13.22	2017/05/24 03:10:00	MIN 5
9	13.31	2017/05/24 03:05:00	MIN 5
10	13.95	2017/05/24 03:00:00	MIN 5
11	13.71	2017/05/24 02:55:00	MIN 5
12	14.00	2017/05/24 02:50:00	MIN 5
13	13.26	2017/05/24 02:45:00	MIN 5
14	13.11	2017/05/24 02:40:00	MIN 5
15	13.09	2017/05/24 02:35:00	MIN 5
16	13.22	2017/05/24 02:30:00	MIN 5
17	13.91	2017/05/24 02:25:00	MIN 5
18	13.53	2017/05/24 02:20:00	MIN 5
19	13.83	2017/05/24 02:15:00	MIN 5
20	13.05	2017/05/24 02:10:00	MIN 5
21	13.10	2017/05/24 02:05:00	MIN 5
22	13.09	2017/05/24 02:00:00	MIN 5
23	13.72	2017/05/24 01:55:00	MIN 5
24	13.65	2017/05/24 01:50:00	MIN 5
25	13.81	2017/05/24 01:45:00	MIN 5
26	13.31	2017/05/24 01:40:00	MIN 5
27	13.10	2017/05/24 01:35:00	MIN 5
28	13.10	2017/05/24 01:30:00	MIN 5
29	13.31	2017/05/24 01:25:00	MIN 5
30	13.92	2017/05/24 01:20:00	MIN 5
31	13.58	2017/05/24 01:15:00	MIN 5
32	13.64	2017/05/24 01:10:00	MIN 5
33	13.11	2017/05/24 01:05:00	MIN 5
34	13.18	2017/05/24 01:00:00	MIN 5
35	13.27	2017/05/24 00:55:00	MIN 5
36	13.90	2017/05/24 00:50:00	MIN 5
37	13.59	2017/05/24 00:45:00	MIN 5
38	13.79	2017/05/24 00:40:00	MIN 5
39	13.16	2017/05/24 00:35:00	MIN 5
40	13.24	2017/05/24 00:30:00	MIN 5
41	13.28	2017/05/24 00:25:00	MIN 5
42	14.02	2017/05/24 00:20:00	MIN 5
43	13.65	2017/05/24 00:15:00	MIN 5
44	13.66	2017/05/24 00:10:00	MIN 5
45	13.07	2017/05/24 00:05:00	MIN 5
46	13.12	2017/05/24 00:00:00	MIN 5
47	13.32	2017/05/23 23:55:00	MIN 5
48	13.80	2017/05/23 23:50:00	MIN 5
49	13.69	2017/05/23 23:45:00	MIN 5
50	13.37	2017/05/23 23:40:00	MIN 5
51	13.05	2017/05/23 23:35:00	MIN 5
52	13.07	2017/05/23 23:30:00	MIN 5
53	13.58	2017/05/23 23:25:00	MIN 5
54	13.55	2017/05/23 23:20:00	MIN 5
55	13.80	2017/05/23 23:15:00	MIN 5
56	13.18	2017/05/23 23:10:00	MIN 5
57	13.13	2017/05/23 23:05:00	MIN 5
58	13.12	2017/05/23 23:00:00	MIN 5
59	13.80	2017/05/23 22:55:00	MIN 5
60	13.55	2017/05/23 22:50:00	MIN 5
61	13.77	2017/05/23 22:45:00	MIN 5
62	13.08	2017/05/23 22:40:00	MIN 5
63	9.77	2017/05/23 22:35:00	MIN 5
64	0.02	2017/05/23 22:30:00	MIN 5
65	0.02	2017/05/23 22:25:00	MIN 5
66	0.01	2017/05/23 22:20:00	MIN 5
67	0.00	2017/05/23 22:15:00	MIN 5
68	7.08	2017/05/23 22:10:00	MIN 5
69	13.09	2017/05/23 22:05:00	MIN 5

```
70      13.58      2017/05/23 22:00:00 MIN 5
71      13.63      2017/05/23 21:55:00 MIN 5
72       6.34      2017/05/23 21:50:00 MIN 5
73       0.00      2017/05/23 21:45:00 MIN 5
74       0.00      2017/05/23 21:40:00 MIN 5
75       0.00      2017/05/23 21:35:00 MIN 5
76       0.00      2017/05/23 21:30:00 MIN 5
77       0.00      2017/05/23 21:25:00 MIN 5
78       0.00      2017/05/23 21:20:00 MIN 5
79       0.00      2017/05/23 21:15:00 MIN 5
80       0.00      2017/05/23 21:10:00 MIN 5
81       0.00      2017/05/23 21:05:00 MIN 5
82       0.00      2017/05/23 21:00:00 MIN 5
83       0.00      2017/05/23 20:55:00 MIN 5
84       0.00      2017/05/23 20:50:00 MIN 5
85       0.00      2017/05/23 20:45:00 MIN 5
86       0.00      2017/05/23 20:40:00 MIN 5
87       0.00      2017/05/23 20:35:00 MIN 5
88       0.00      2017/05/23 20:30:00 MIN 5
89       0.00      2017/05/23 20:25:00 MIN 5
90       0.00      2017/05/23 20:20:00 MIN 5
91       0.00      2017/05/23 20:15:00 MIN 5
92       0.00      2017/05/23 20:10:00 MIN 5
93       0.00      2017/05/23 20:05:00 MIN 5
94       0.00      2017/05/23 20:00:00 MIN 5
95       0.00      2017/05/23 19:55:00 MIN 5
96       0.00      2017/05/23 19:50:00 MIN 5
97       0.00      2017/05/23 19:45:00 MIN 5
98       0.00      2017/05/23 19:40:00 MIN 5
99       0.00      2017/05/23 19:35:00 MIN 5
100      0.00      2017/05/23 19:30:00 MIN 5
101      0.00      2017/05/23 19:25:00 MIN 5
102      0.00      2017/05/23 19:20:00 MIN 5
103      0.00      2017/05/23 19:15:00 MIN 5
104      0.00      2017/05/23 19:10:00 MIN 5
105      0.00      2017/05/23 19:05:00 MIN 5
106      0.00      2017/05/23 19:00:00 MIN 5
107      0.00      2017/05/23 18:55:00 MIN 5
108      0.00      2017/05/23 18:50:00 MIN 5
109      0.00      2017/05/23 18:45:00 MIN 5
110      0.00      2017/05/23 18:40:00 MIN 5
111      0.00      2017/05/23 18:35:00 MIN 5
112      0.00      2017/05/23 18:30:00 MIN 5
113      0.00      2017/05/23 18:25:00 MIN 5
114      0.00      2017/05/23 18:20:00 MIN 5
115      0.00      2017/05/23 18:15:00 MIN 5
116      0.00      2017/05/23 18:10:00 MIN 5
117      0.00      2017/05/23 18:05:00 MIN 5
118      0.00      2017/05/23 18:00:00 MIN 5
119      0.00      2017/05/23 17:55:00 MIN 5
120      0.00      2017/05/23 17:50:48 MIN 4 SEC 12
```

NO. OF ENTRIES: 240
=====

7.69 create-sticky-lease

create-sticky-lease

Syntax

create-sticky-lease *host-name* [**mac** *ieee-address*] [**circuit-id** *circuit-id*] [**client-id** *client-id*] [**requested-ip-address** *ip-address*] [**circuit-id-hex** *circuit-id-hex-string*] [**client-id-hex** *client-id-hex-string*]

Context

[\[Tree\]](#) (tools>perform>router>dhcp>server>pool create-sticky-lease)

Full Context

tools perform router dhcp local-dhcp-server pool create-sticky-lease

Description

This command tries to create a lease-state in the specified local-dhcp-server pool with the supplied parameters. The hostname uniquely identifies this lease for subsequent operations. mac, circuit-id, and client-id should also have a unique combination of values according to the configured user-ident variables. If the requested-ip-address is provided the server tries to create a lease with this address. If this address is not available in the pool, the command fails.

Parameters

host-name

Specifies a string to identify the lease, up to 32 characters. If not specified, it can be internally generated based on MAC@ or another key.

ieee-address

Specifies the MAC address in xx:xx:xx:xx:xx:xx or xx-xx-xx-xx-xx-xx format.

circuit-id

Specifies the circuit-id string, up to 255 characters.

client-id

Specifies the client-id string, up to 255 characters.

ip-address

Specifies the IPv4 address in dotted notation a.b.c.d.

Platforms

7450 ESS, 7750 SR, 7750 SR-a, 7750 SR-e, 7750 SR-s, VSR

7.70 credit-control

credit-control

Syntax

credit-control [**subscriber** *sub-ident-string*]

credit-control out-of-credit [*action action*] [*summary*]

credit-control extended-failure-handling [*state*] [*summary*]

Context

[[Tree](#)] (show>service>active-subscribers credit-control)

Full Context

show service active-subscribers credit-control

Description

This command displays active subscriber credit control information. Without additional filters, the output lists information for all active subscribers.

The output of this command can be filtered:

- per subscriber by specifying the optional **subscriber** *sub-ident-string* parameter
- per all subscribers that are out of credit by specifying the **out-of-credit** parameter with the optional **action** *action* parameter
- per subscribers that have a Diameter Gy session with Extended Failure Handling (EFH) enabled by specifying the **extended-failure-handling** parameter with the optional *state* parameter.

Parameters

sub-ident-string

Displays credit control information for the specified subscriber, up to 32 characters.

out-of-credit [*action action*]

Displays credit control information for subscribers that are out of credit and, optionally, have the specified out of credit action enabled.

Values continue, block-category, change-service-level

extended-failure-handling [*state*]

Displays credit control information for subscribers with a Diameter Gy session with EFH enabled. The optional *state* parameter lists subscribers for which the Diameter Gy session EFH is active, inactive, or both (all).

Values active, inactive, all

summary

Lists the number of matching entries for the specified filter.

Platforms

7450 ESS, 7750 SR, 7750 SR-a, 7750 SR-e, 7750 SR-s, VSR

Output

The following output is an example of active subscriber's credit control information.

Sample Output

```

A:eng-BNG-2 # show service active-subscribers credit-control
=====
Active Subscribers
=====
-----
Subscriber user_1
      (no-prof)
-----
(1) SLA Profile Instance sap:1/1/20:841 - sla:no-prof
-----
Category Map      : cat-map-01
Number of categories
static           : 1
gx-session       : 1
gx-pcc           : 0
Category Name    : category-01
Ingress Queues   : (Not Specified)
Egress Queues    : 1
Ingress Policers : (Not Specified)
Egress Policers  : (Not Specified)
Idle Timeout     : 1000
-----
IP Address      MAC Address      Session      Origin      Svc      Fwd
-----
192.168.0.14   00:00:10:10:12:13  N/A          DHCP        1000     Y
-----
Number of active subscribers : 1
=====
  
```

Table 89: Credit Control Field Descriptions describes credit control output fields.

- (1) These fields are only shown when EFH is enabled in the Diameter application policy. EFH is enabled using the **configure subscriber-mgmt diameter-application-policy gy extended-failure-handling no shutdown** command.
- (2) These fields are only shown when the EFH state is active.

Table 89: Credit Control Field Descriptions

Label	Description
Credit Control Policy	The credit control policy name in use for this subscriber session
Category Map	The active category map in use for this subscriber session
Diameter Session Gy	The Diameter Gy session ID
CC Failure Handling	The current value for Credit Control Failure Handling (CCFH) as configured in the Diameter Gy application policy or as received in an Answer message from the Online Charging Server (OCS) in the CCFH AVP

Label	Description
	Values: terminate, continue, or retry-and-terminate
Extended Failure Handling (EFH) - State ⁽¹⁾	The EFH state: active — EFH is enabled and currently active inactive — EFH is enabled and currently inactive
EFH - Attempts ^{(1) (2)}	The number of times interim credit is assigned to all rating groups followed by an attempt to establish a new Diameter Gy session with the Online Charging Server (OCS), or credit control server
EFH - Maximum Attempts ^{(1) (2)}	The configured maximum attempts value in the Diameter application policy When an attempt to establish a new Diameter Gy session with the OCS continues to fail after the maximum attempts value is reached, then the user session is terminated (the subscriber hosts are deleted from the system).
EFH - Active Time ^{(1) (2)}	The time since the EFH state became active for this subscriber session
EFH - Total Active Time ⁽¹⁾	The accumulated time of all occurrences that EFH was active during the lifetime of this subscriber session
EFH - Total Active Count ⁽¹⁾	The number of times that EFH was active during the lifetime of this subscriber session
Number of categories - static	The number of static categories in use for this subscriber session.
Number of categories - gx-session	The number of categories reserved for this subscriber session for Gx session level Usage Monitoring.
Number of categories - gx-pcc	The number of dynamic categories in use by this subscriber session for Gx PCC rule-based Usage Monitoring.
Category - Category Name	The name of the category as configured in the category map
Category - Ingress Queues	The ingress queues for which credit control is applied in this category as configured in the category map
Category - Egress Queues	The egress queues for which credit control is applied in this category as configured in the category map
Category - Ingress Policers	The ingress policers for which credit control is applied in this category as configured in the category map

Label	Description
Category - Egress Policers	The egress policers for which credit control is applied in this category as configured in the category map
Category - Credit Volume Used	The used total octets counter (ingress and egress combined) since the last usage reporting of this rating group
Category - Credit Volume Avail.	The remaining total granted octets available before a new credit negotiation is triggered for this rating group (category) or the out of credit action is triggered
Category - Credit Volume Thres.	The volume quota threshold in octets as received from the OCS. When the Credit Volume Available octets fall below the Credit Volume Threshold, a new credit negotiation is triggered for this rating group (category). The Credit Volume Threshold value is set to Expired and Credit Negotiating is set to True.
Category - Credit Time Used	The number of seconds passed since the last reporting of this rating group
Category - Credit Time Avail.	The remaining number of seconds before a new credit negotiation is triggered for this rating group (category) or the out of credit action is triggered
Category - Credit Time Thres.	The time quota threshold in seconds as received from the OCS When the Credit Time Available falls below the Credit Time Threshold, a new credit negotiation is triggered for this rating group (category). The Credit Time Threshold value is set to Expired and Credit Negotiating is set to true.
Category - Credit Expired	The credit expired value: False—Negotiated credit is still available True—All granted credit is exhausted; either new credit is being negotiated with the OCS or the out of credit action is activated.
Category - Credit Negotiating	The credit negotiating value: False—There is no credit being requested to the OCS True—New credit is being requested to the OCS
Category - Out Of Credit Action	The out of credit action value: None—Out-of-credit action is not active

Label	Description
	When the out-of-credit action is active, the value is set to one of: ChangeServiceLevel, BlockCategory, Continue, or DisconnectHost
Category - Quota Holding Time	The Idle timeout associated with the granted quota. When no traffic associated with the quota is observed for the time specified, a credit negotiation is triggered with the OCS.
Category - Validity Time Used	The number of seconds passed since the Validity Time was installed
Category - Validity Time Avail.	The remaining number of seconds of the Validity Time before a new usage reporting is triggered for this rating group (category)
Category - EFH Unreported Credit - Current Volume ⁽¹⁾ ⁽²⁾	The unreported volume credit for the current occurrence of EFH in an active state. This counter includes the unreported used volume credit for the initial Diameter Gy session that caused the active EFH state and the unreported volume interim credit for previous attempts. Used interim credit for the current attempt is shown in the Credit Volume Used counter.
Category - EFH Unreported Credit - Total Volume ⁽¹⁾	The accumulated total unreported volume credit for the previous occurrences of EFH in an active state. The total counter is updated when the EFH state toggles from active to inactive. When interim credit reporting is enabled, the counters are reset to zero when the actual usage reporting for this rating group (category) occurs. When interim credit reporting is disabled, the counters accumulate the total unreported volume credit during the lifetime of the subscriber session.
Category - EFH Unreported Credit - Current Time ⁽¹⁾ ⁽²⁾	The unreported time credit for the current occurrence of EFH in an active state. This counter includes the unreported used time credit for the initial Diameter Gy session that caused the active EFH state and the unreported time interim credit for previous attempts. Used interim credit for the current attempt is shown in the Credit Time Used counter.
Category - EFH Unreported Credit - Total Time ⁽¹⁾	The accumulated total unreported time credit for the previous occurrences of EFH in an active state. The total counter is updated when the EFH state toggles from active to inactive. When interim credit reporting is enabled, the counters are reset to zero when the actual usage reporting for this rating group (category) occurs. When interim credit reporting is disabled, the counters

Label	Description
	accumulate the total unreported time credit during the lifetime of the subscriber session.
Category - HTTP Rdr URL Override	The URL returned by a Diameter OCS in a Credit Control Answer (CCA) message Final-Unit-Indication/Redirect-Server/Redirect-Server-Address AVP. This URL is used for Diameter Gy http-redirect out-of-credit actions when allow-override is configured.

7.71 credit-control-policy

credit-control-policy

Syntax

credit-control-policy [*policy-name*]
credit-control-policy *policy-name* **subscribers**

Context

[\[Tree\]](#) (show>subscr-mgmt credit-control-policy)

Full Context

show subscriber-mgmt credit-control-policy

Description

This command displays credit control policy information.

Parameters

policy-name

Specifies the credit control policy name, up to 32 characters.

subscribers

Displays the subscribers associated with the credit control policy.

Platforms

7450 ESS, 7750 SR, 7750 SR-a, 7750 SR-e, 7750 SR-s, VSR

7.72 credit-reset

credit-reset

Syntax

credit-reset sap *sap-id* **subscriber** *sub-ident-string* **sla-profile** *sla-profile-name* {**category** *category-name* | **all-categories**} [**spi-sharing-type** *spi-sharing-type*] [**spi-sharing-id** *spi-sharing-id*]

credit-reset sap *sap-id* **ip** *ip-address* {**category** *category-name* | **all-categories**} [**mac** *mac-address*]

credit-reset svc *service-id* **ip** *ip-address* {**category** *category-name* | **all-categories**} [**mac** *mac-address*]

Context

[\[Tree\]](#) (tools>perform>subscr-mgmt credit-reset)

Full Context

tools perform subscriber-mgmt credit-reset

Description

This command resets the credit for an SLA-profile instance.

Parameters

sap-id

Specifies the physical port identifier portion of the SAP definition.

sub-ident-string

Resets the credit for the specified subscriber identification, up to 32 characters.

sla-profile-name

Resets the credit for the specified SLA profile, up to 32 characters.

category-name

Resets the credit for the specified category, up to 32 characters.

spi-sharing-type

Resets the credit for sessions with the specified SPI sharing type.

Values per-group, per-session-ipoe, per-session-ppp

spi-sharing-id

Resets the credit for sessions with the specified SPI sharing type and sharing identifier. The SPI sharing identifier is:

- an identifier when the sharing type is per-group
- an internal PPP or IPoE identifier when the sharing type is a per-PPP or per-IPoE session

Values 0 to 4294967295

ip-address

Resets the credit for the specified IP address.

mac-address

Resets the credit for the specified MAC IP address.

sub-profile-string

Resets the credit for the specified subscriber profile, up to 32 characters.

service-id

Resets the credit for the specified service ID.

Values service-id: 1 2147483647 svc-name: up to 64 characters.

Platforms

7450 ESS, 7750 SR, 7750 SR-a, 7750 SR-e, 7750 SR-s, VSR

7.73 cron

cron

Syntax

cron

Context

[\[Tree\]](#) (show>system cron)

Full Context

show system cron

Description

Commands in this context display CRON information.

Platforms

All

7.74 crp

crp

Syntax

crp [*family* | *ip-address*]

Context

[\[Tree\]](#) (show>router>pim crp)

Full Context

show router pim crp

Description

This command displays PIM candidate RP (CRP) information received at the elected Bootstrap router (BSR).

Parameters

family

Displays CRP information for the address family.

Values ipv4, ipv6

ip-address

Displays the IP address of the candidate RP.

Platforms

All

Output

The following output is an example of a PIM CRP configuration.

Sample Output

```
A:WAS# show router pim crp
=====
PIM Candidate RPs
=====
RP Address      Group Address    Priority    Holdtime  Expiry Time
-----
239.22.187.236  224.0.0.0/4     192        150      0d 00:02:19
239.22.187.239  224.0.0.0/4     192        150      0d 00:02:19
239.22.187.240  224.0.0.0/4     192        150      0d 00:02:09
-----
Candidate RPs : 3
=====
A:WAS#

A:WAS# show router pim crp 239.22.187.236
=====
PIM Candidate RPs
=====
RP Address      Group Address    Priority    Holdtime  Expiry Time
-----
239.22.187.236  224.0.0.0/4     192        150      0d 00:01:43
-----
Candidate RPs : 1
=====
A:WAS#
```

[Table 90: PIM CRP Fields](#) provides PIM CRP field descriptions.

Table 90: PIM CRP Fields

Label	Description
RP Address	The Candidate RP address
Group Address	The range of multicast group addresses for which the CRP is the Candidate RP
Priority	The Candidate RP's priority for becoming a rendezvous point (RP). This value is used to elect RP for a group range. A value of 0 is considered as the highest priority.
Holdtime	The hold time of the candidate RP. It is used by the Bootstrap router to time out the RP entries if it does not listen to another CRP advertisement within the holdtime period.
Expiry	The minimum time remaining before the CRP will be declared down. If the local router is not the BSR, this value is 0.
Candidate RPs	The number of CRP entries.

7.75 cspf

cspf

Syntax

cspf to *ip-addr* [**from** *ip-addr*] [**bandwidth** *bandwidth*] [**include-bitmap** *bitmap*] [**exclude-bitmap** *bitmap*] [**hop-limit** *limit*] [**exclude-address** *excl-addr*] [**use-te-metric**] [**strict-srlg**] [**srlg-group**] [**exclude-node** *excl-node-id*] [**excl-node-id**] [**skip-interface** *interface-name*] [**ds-class-type** *class-type*] [**cspf-reqtype** *req-type*] [**least-fill-min-thd** *thd*] [**setup-priority** *val*] [**hold-priority** *val*]

Context

[Tree] (tools>perform>router>mpls cspf)

Full Context

tools perform router mpls cspf

Description

This command computes a CSPF path with specified user constraints.

Parameters

to *ip-addr*

Specifies the destination IP address.

Values a.b.c.d

from *ip-addr*

Specifies the originating IP address.

Values a.b.c.d

bandwidth *bandwidth*

Specifies the amount of bandwidth in Mb/s to be reserved.

Values 1 to 6400000

include-bitmap *bitmap*

Specifies to include a bit-map that specifies a list of admin groups that should be included during setup. Accepted in decimal, hex, or binary.

Values 1 to 4294967295

exclude-bitmap *bitmap*

Specifies to exclude a bit-map that specifies a list of admin groups that should be included during setup. Accepted in decimal, hex, or binary.

Values 1 to 4294967295

hop-limit *limit*

Specifies the maximum number of hops for the path.

Values 2 to 255

exclude-address *ip-addr*

Specifies IP addresses, up to eight, that should be excluded in the path computation.

Values a.b.c.d

use-te-metric

Specifies the use of the link traffic engineering metric to optimize the path. By default, the link IGP metric is used.

strict-srlg

Specifies the computation of a path which is strictly disjoint from links which are members of the entered SRLG

srlg-group *grp-id*

Specifies up to eight Shared Risk Loss Groups (SRLGs) that path computation should avoid, or must avoid if the **strict-srlg** option is enabled. An SRLG group represents a set of interfaces which could be subject to the same failures or defects and thus share the same risk of failing.

Values 0 to 4294967295

exclude-node *excl-node-id*

Specifies a list of up to eight addresses, that should be excluded during the path computation.

Values a.b.c.d

skip-interface *interface-name*

Specifies an interface name of up to 32 characters, that should be skipped during the path computation.

ds-class-type *class-type*

Specifies the class type (CT) to associate with the computed path.

Values 0 to 7

cspf-reqtype *req-type*

Specifies the if all ECMP paths or a single path, selected randomly or using the **least-fill** parameter, should be returned.

Values all, random, least-fill

least-fill-min-thd *thd*

Specifies the use of the least-fill path selection method in the computation of the path.

Values 1 to 100

setup-priority *val*

Specifies the setup priority value to use for the path.

Values 0 to 7

hold-priority *val*

Specifies the hold priority value to use for the path.

Values 0 to 7

Platforms

All

7.76 custom-hash

custom-hash

Syntax

custom-hash

Context

[\[Tree\]](#) (show>system>security>hash-control custom-hash)

Full Context

show system security hash-control custom-hash

Description

This command displays custom hash information.

Platforms

All

7.77 custom-protocol

```
custom-protocol
```

Syntax

```
custom-protocol
```

Context

[\[Tree\]](#) (show>app-assure>group>policy custom-protocol)

Full Context

```
show application-assurance group policy custom-protocol
```

Description

This command displays application-assurance policy custom protocol information.

Platforms

7450 ESS, 7750 SR, 7750 SR-e, 7750 SR-s, VSR

7.78 customer

```
customer
```

Syntax

```
customer [customer-id [site customer-site-name [associated subs]]]
```

Context

[\[Tree\]](#) (show>service customer)

Full Context

```
show service customer
```

Description

This command displays service customer information.

Parameters

customer-id

Displays only information for the specified customer ID.

Values 1 to 2147483647

Default Displays all customer IDs.

site customer-site-name

Specifies the customer site which is an anchor point for an ingress and egress virtual scheduler hierarchy.

associated subs

Displays information for the associated subscribers.

Platforms

All

Output

The following output is an example of customer information, and [Table 91: Show Customer Field Descriptions](#) describes the output fields.

Sample Output

```
*A:ALA-12# show service customer
=====
Customers
=====
Customer-ID : 1
Contact     : Manager
Description : Default customer
Phone      : (123) 555-1212

Customer-ID : 2
Contact     : Tech Support
Description : Nokia
Phone      : (234) 555-1212

Customer-ID : 3
Contact     : Fred
Description : Nokia
Phone      : (345) 555-1212

Customer-ID : 6
Contact     : Ethel
Description : Epipe Customer
Phone      : (456) 555-1212

Customer-ID : 7
Contact     : Lucy
Description : ABC Customer
Phone      : (567) 555-1212
```

```
Customer-ID : 8
Contact     : Customer Service
Description : IES Customer
Phone      : (678) 555-1212

Customer-ID : 274
Contact     : Test Engineer on Duty
Description : ABC Company
Phone      : 650 123-4567

Customer-ID : 94043
Contact     : Test Engineer on Duty
Description : TEST Customer
Phone      : (789) 555-1212
```

```
-----
Total Customers : 8
-----
```

```
*A:ALA-12#
```

```
*A:ALA-12# show service customer 274
```

```
=====
Customer 274
=====
```

```
Customer-ID : 274
Contact     : Test Engineer on Duty
Description : ABC Company
Phone      : 650 123-4567
```

```
-----
Multi Service Site
-----
```

```
Site       : west
Description : (Not Specified)
```

```
=====
*A:ALA-12#
```

```
*A:ALA-12# show service customer 274 site west
```

```
=====
Customer 274
=====
```

```
Customer-ID : 274
Contact     : Test Engineer on Duty
Description : ABC Company
Phone      : 650 123-4567
```

```
-----
Multi Service Site
-----
```

```
Site       : west
Description : (Not Specified)
Assignment : Card 5
I. Sched Pol: SLA1
E. Sched Pol: (Not Specified)
```

```
-----
Service Association
-----
```

```
No Service Association Found.
```

```
=====
*A:ALA-12#
```

Table 91: Show Customer Field Descriptions

Label	Description
Customer-ID	The ID that uniquely identifies a customer.
Contact	The name of the primary contact person.
Description	Generic information about the customer.
Phone	The phone/pager number to reach the primary contact person.
Total Customers	The total number of customers configured.
Multi-service site	
Site	Multi-service site name. A multi-service customer site is a group of SAPs with common origination and termination points.
Description	Information about a specific customer's multi-service site.
Assignment	The port ID, MDA, or card number, where the SAP's that are members of this multi- service site are defined.
I. Sched Pol	The ingress QoS scheduler policy assigned to this multi-service site.
E. Sched Pol	The egress QoS scheduler policy assigned to this multi-service site.
Service Association	
Service-ID	The ID that uniquely identifies a service.
SAP	The SAP assigned to the service.

customer

Syntax

customer *customer-id* **site** *customer-site-name* [{**ingress** | **egress**}] [**arbiter** {*name* | **root**}] [{**detail** | **depth**}]

Context

[\[Tree\]](#) (show>qos>policer-hierarchy customer)

Full Context

show qos policer-hierarchy customer

Description

This command displays information about the policer hierarchy per customer.

Parameters

customer-id

Specifies the customer ID that identifies the customer to the service.

customer-site-name

Specifies the unique customer site name, up to 32 characters.

ingress

Displays ingress queue group information.

egress

Displays egress queue group information.

name

Displays information about the name of the QoS arbiter.

root

Displays information about the arbiter root.

detail

Displays detailed information.

depth

Displays the bucket depth, parenting, rate, and traffic information related to a policer.

Platforms

7450 ESS, 7750 SR, 7750 SR-e, 7750 SR-s, 7950 XRS, VSR

customer

Syntax

customer *customer-id* **site** *customer-site-name* [**scheduler** *scheduler-name*] [{**ingress** | **egress**}] [**detail**]

Context

[\[Tree\]](#) (show>qos>scheduler-hierarchy customer)

Full Context

show qos scheduler-hierarchy customer

Description

This command displays the scheduler hierarchy per customer multiservice site.

Parameters

customer-id

Specifies the ID number associated with a particular customer.

Values 1 to 2147483647

customer-site-name

Specifies the unique name customer site name.

scheduler-name

Specifies the unique scheduler name created in the context of the scheduler policy.

ingress

Displays ingress SAP customer scheduler stats.

egress

Displays egress SAP customer scheduler stats.

detail

Displays detailed information.

Platforms

All

Output

The following output is an example of customer scheduler hierarchy information, and [Table 92: Show QoS Scheduler-Hierarchy Customer Output Fields](#) describes the customer scheduler hierarchy fields.

Sample Output

```
*A:PE# show qos scheduler-hierarchy customer 1 site "s1"
=====
Scheduler Hierarchy - Customer 1 MSS s1
=====
Root (Ing)
| slot(1)
|--(S) : s1
|
|   |--(S) : Tier0Ingress:1->1/1/1->1
|   |
|   |   |--(Q) : 1->1/1/1->1 1-1
|   |   |--(Q) : 1->1/1/1->1 2-1
|   |   |--(Q) : 1->1/1/1->1 5-1
|   |
|   |
|
|
|
|
|
|
|

Root (Egr)
| slot(1)
|--(S) : s1
|
|   |--(Q) : 1->1/1/1->1
|   |
|   |
|   |
|   |
|   |
|
|
|
|
|
|
|

=====
*A:PE#
```

```
show qos scheduler-hierarchy customer 1 site "mss"
=====
```

```
Scheduler Hierarchy - Customer 1 MSS mss
```

```
=====
Root (Ing)
|
No Active Members Found on slot 3
Root (Egr)
| slot(3)
|--(Q) : 2->pw-2:100->8 (Port pxc-1.b)
|--(Q) : 2->pw-2:100->7 (Port pxc-1.b)
|--(Q) : 2->pw-2:100->6 (Port pxc-1.b)
|--(Q) : 2->pw-2:100->5 (Port pxc-1.b)
|--(Q) : 1->pw-1:100->8 (Port pxc-1.b)
|--(Q) : 1->pw-1:100->7 (Port pxc-1.b)
|--(Q) : 1->pw-1:100->6 (Port pxc-1.b)
|--(Q) : 1->pw-1:100->5 (Port pxc-1.b)
|
```

Table 92: Show QoS Scheduler-Hierarchy Customer Output Fields

Label	Description
Legend	Admin CIR/PIR: Specifies the configured value of CIR/PIR. Assigned CIR/PIR: Specifies the PIR/CIR rate given to a member by that parent level. Offered CIR/PIR: Specifies the offered load on that member. Consumed CIR/PIR: Specifies the amount of scheduler bandwidth used by this member.
Lvl/Wt	Specifies the priority level of the scheduler when compared to other child schedulers and queues vying for bandwidth on the parent schedulers during the above-CIR distribution phase of bandwidth allocation. Weight defines the relative weight of this scheduler in comparison to other child schedulers and queues at the same level.
Cir Lvl/Wt	Specifies the level of hierarchy when compared to other schedulers and queues when vying for bandwidth on the parent scheduler. Weight defines the relative weight of this queue as compared to other child schedulers and queues while vying for bandwidth on the parent scheduler.
PIR	Specifies the PIR rate.
CIR	Specifies the CIR rate.
Parent	Specifies the parent scheduler that governs the available bandwidth given the queue aside from the queue's PIR setting.

Label	Description
Service-Id	The ID that uniquely identifies the policy.
Customer-Id	The ID that uniquely identifies the customer.
SAP	Specifies the Service Access Point (SAP) within the service where the policy is applied.
Multi Service Site	Specifies the multiservice site name.
Orphan Queues	Specifies the number of queues in an orphaned state.
Hierarchy	Displays the scheduler policy tree structure.
Tier0	Specifies the weight of the queue at its parent internal (Tier0) scheduler. This is a normalized value based on the port speed, or hash weight when used within a LAG.

customer

Syntax

customer *customer-id* **site** *customer-site-name* [**scheduler** *scheduler-name*] [{**ingress** | **egress**}]

Context

[**Tree**] (show>qos>scheduler-stats customer)

Full Context

show qos scheduler-stats customer

Description

This command displays scheduler statistics customer information.

Parameters

customer-id

Specifies the ID number associated with a particular customer.

Values 1 to 2147483647

customer-site-name

The unique customer site name.

scheduler-name

The unique scheduler name created in the context of the scheduler policy.

ingress

The keyword to display ingress SAP customer scheduler stats.

egress

The keyword to display egress SAP customer scheduler stats.

Platforms

All

Output

The following output is an example of SAP scheduler-stats customer information, and [Table 93: Show QoS Scheduler-Stats Customer Output Fields](#) describes the SAP scheduler-stats customer fields.

Sample Output

```
A:ALA-12# show qos scheduler-stats customer 274 site west scheduler NetworkControl
ingress
=====
Scheduler Stats
=====
Scheduler                Forwarded Packets      Forwarded Octets
-----
NetworkControl           0                      0
=====
A:ALA-12#
```

Table 93: Show QoS Scheduler-Stats Customer Output Fields

Label	Description
Scheduler	Displays the scheduler policy name.
Forwarded Packets	Displays the number of packets forwarded.
Forwarded Octets	Displays the number of octets forwarded.

customer

Syntax

customer *customer-id* **site** *customer-site-name* [**egress**] [**detail**]

Context

[\[Tree\]](#) (show>qos>agg-rate customer)

Full Context

show qos agg-rate customer

Description

This command displays the H-QoS aggregate rate limit per customer multiservice site.

Parameters

customer *customer-id*

Specifies the ID number associated with a particular customer.

Values 1 to 2147483647

site customer-site-name

Specifies the unique customer site name.

egress

Displays egress SAP customer scheduler stats.

detail

Displays detailed information.

Platforms

All

Output

The following output is an example of QoS customer aggregation rate output, and [Table 94: Show QoS Aggregation Rate Customer Output Fields](#) describes the QoS customer aggregation rate fields.

Sample Output

```
*A:PE1# show qos agg-rate customer 1 site "sitel" egress
=====
Aggregate Rate Information - Customer 1 MSS sitel
=====
Root (Egr)
| slot(1)
|   AdminRate           : 10000
|   OperRate            : 0
|   Limit Unused Bandwidth : disabled
|   OnTheWireRates      : false
|   LastMileOnTheWireRates : false
|
=====
*A:PE#
```

```
show qos agg-rate customer 1 site "mss"
=====
Aggregate Rate Information - Customer 1 MSS mss
=====
Root (Egr)
| slot(3)
|   AdminRate           : 50000
|   OperRate            : 50000
|   Limit Unused Bandwidth : disabled
|   OnTheWireRates      : false
|   LastMileOnTheWireRates : false
|
|--(Q) : 2->pw-2:100->8 (Port pxc-1.b)
|
|--(Q) : 2->pw-2:100->7 (Port pxc-1.b)
|
|--(Q) : 2->pw-2:100->6 (Port pxc-1.b)
|
|--(Q) : 2->pw-2:100->5 (Port pxc-1.b)
|
|--(Q) : 1->pw-1:100->8 (Port pxc-1.b)
```

```
|
| --(Q) : 1->pw-1:100->7 (Port pxc-1.b)
| --(Q) : 1->pw-1:100->6 (Port pxc-1.b)
| --(Q) : 1->pw-1:100->5 (Port pxc-1.b)
```

Table 94: Show QoS Aggregation Rate Customer Output Fields

Label	Description
AdminRate	Displays the configured aggregate rate in the subscriber profile.
OperRate	Displays the actual downstream rate.
Limit Unused Bandwidth	Indicates whether the limit-unused-bandwidth command is enabled to protect against exceeding the aggregated bandwidth.
OnTheWireRates	Indicates whether the displayed rates are on-the-wire rates.
LastMileOnTheWireRates	Indicates whether the displayed rates are on-the-wire rates for the last mile only.

customer

Syntax

customer *customer-id* **site** *customer-site-name* [**arbiter** {**root** | *name*}] [**ingress** | **egress**] [**interval** *seconds*] [**repeat** *repeat*] [**absolute** | **rate**]

Context

[\[Tree\]](#) (monitor>qos>arbiter-stats customer)

Full Context

monitor qos arbiter-stats customer

Description

This command monitors arbiter statistics for a customer site.

Parameters

customer-id

Specifies the ID number to be associated with the customer, expressed as an integer.

Values 1 to 2147483647

customer-site-name

Specifies the customer site which is an anchor point for ingress and egress arbiter hierarchy.

name

Specifies the name of the policer control policy arbiter. This parameter is mandatory if the SAP resides on a LAG in adapt-qos link or port-fair mode.

Values An existing arbiter-name in the form of a string up to 32 characters long composed of printable, 7-bit ASCII characters. If the string contains special characters (#, \$, spaces, and so on), the entire string must be enclosed within double quotes.

root

Specifies the root arbiter.

ingress

Displays arbiter-name statistics applied on the site ingress.

egress

Displays arbiter-name statistics applied on the site egress.

seconds

Configures the interval for each display in seconds.

Values 11 to 60

Default 11 seconds

repeat

Configures how many times the command is repeated.

Values 1 to 999

Default 10

absolute

Displays raw statistics, without processing. No calculations are performed on the delta or rate statistics.

rate

Displays rate-per-second for each statistic.

Platforms

7450 ESS, 7750 SR, 7750 SR-e, 7750 SR-s, 7950 XRS, VSR

customer

Syntax

customer *customer-id* **site** *customer-site-name* [**scheduler** *scheduler-name*] [**ingress** | **egress**] [**interval** *seconds*] [**repeat** *repeat*] [**absolute** | **rate**]

Context

[\[Tree\]](#) (monitor>qos>scheduler-stats customer)

Full Context

monitor qos scheduler-stats customer

Description

This command monitors scheduler statistics per customer multi-service-site. The first screen displays the current statistics related to the specified customer ID and customer site name. The subsequent statistical information listed for each interval is displayed as a delta to the previous display. When the keyword **rate** is specified, the rate-per-second for each statistic is displayed instead of the delta. Monitor commands are similar to **show** commands but only statistical information displays. These commands display selected statistics per the configured number of times at the interval specified.

Parameters

customer-id

Specifies the ID number to be associated with the customer, expressed as an integer.

Values 1 to 2147483647

customer-site-name

Specifies the customer site, which is an anchor point for ingress and egress virtual scheduler hierarchy.

scheduler-name

Specifies an existing *scheduler-name*. Scheduler names are configured in the **config>qos>scheduler-policy>tier level** context. This parameter is mandatory if the customer resides on a LAG in adapt-qos link or port-fair mode.

Values An existing *scheduler-name* is in the form of a string, up to 32 characters, composed of printable, 7-bit ASCII characters. If the string contains special characters (#, \$, spaces, and so on), the entire string must be enclosed within double quotes.

ingress

Displays the customer's multi-service-site ingress scheduler policy.

egress

Displays the customer's multi-service-site egress scheduler policy.

seconds

Configures the interval for each display in seconds.

Values 11 to 60

Default 11 seconds

repeat

Configures how many times the command is repeated.

Values 1 to 999

Default 10

absolute

Displays raw statistics, without processing. No calculations are performed on the delta or rate statistics.

rate

Displays rate-per-second for each statistic instead of the delta.

Platforms

All

customer

Syntax

customer *customer-id* **site** *customer-site-name* [**arbiter** {*name* | *root*}] [**ingress** | **egress**]

Context

[\[Tree\]](#) (clear>qos>arbiter-stats customer)

Full Context

clear qos arbiter-stats customer

Description

This command clears the arbiter statistics per customer.

Parameters

customer-id

Specifies the ID number of the associated customer.

Values 1 to 2147483647

customer-site-name

Specifies the customer site name, up to 32 characters.

name

Specifies the arbiter name, up to 32 characters.

root

Specifies the arbiter root, up to 32 characters.

ingress

Clears the arbiter name statistics applied on the site ingress.

egress

Clears the arbiter name statistics applied on the site egress.

Platforms

7450 ESS, 7750 SR, 7750 SR-e, 7750 SR-s, 7950 XRS, VSR

customer

Syntax

customer *customer-id* **site** *customer-site-name* [**scheduler** *scheduler-name*] [**ingress** | **egress**]

Context

[\[Tree\]](#) (clear>qos>scheduler-stats customer)

Full Context

clear qos scheduler-stats customer

Description

This command clears the scheduler statistics per customer multi-service site.

Parameters

customer-id

Specifies the ID number of the associated customer.

Values 1 to 2147483647

customer-site-name

Specifies the customer site name, up to 32 characters.

scheduler-name

Specifies the scheduler name, up to 32 characters.

ingress

Clears the customer's multi-service site ingress scheduler policy.

egress

Clears customer's multi-service site egress scheduler policy.

Platforms

All

customer

Syntax

customer *customer-id* **site** *customer-site-name* [**arbiter** *name* | *roof*] [**ingress** | **egress**]

Context

[\[Tree\]](#) (show>qos>arbiter-stats customer)

Full Context

```
show qos arbiter-stats customer
```

Description

This command displays the arbiter statistics per customer multi-service site.

Parameters

customer-id

Specifies the ID number associated with a particular customer.

Values 1 to 2147483647

customer-site-name

Specifies the customer site name, up to 32 characters.

name

Specifies the arbiter name, up to 32 characters.

root

Specifies the arbiter root, up to 32 characters.

egress

Displays egress queue group information.

ingress

Displays ingress queue group information.

Platforms

7450 ESS, 7750 SR, 7750 SR-e, 7750 SR-s, 7950 XRS, VSR

8 d Commands

8.1 dampening

dampening

Syntax

dampening

Context

[\[Tree\]](#) (clear>port>eth dampening)

Full Context

clear port ethernet dampening

Description

This command clears Exponential Port Dampening (EPD) accumulated penalties on the port.

Platforms

All

8.2 damping

damping

Syntax

damping [*ip-prefix* [*ip-prefix-length*]] [damp-type] [detail] [ipv4]

damping [*ip-prefix* [*ip-prefix-length*]] [damp-type] [detail] {ipv6 | label-ipv4 | label-ipv6 | mcast-ipv4 |
mcast-ipv6 | mvpn-ipv4 | vpn-ipv4 | vpn-ipv6}

Context

[\[Tree\]](#) (show>router>bgp damping)

Full Context

show router bgp damping

Description

This command displays BGP routes with have been dampened due to route flapping. This command can be entered with or without a route parameter.

When the keyword **detail** is included, more detailed information displays.

When only the command is entered (without any parameters included except **detail**), then all dampened routes are listed.

When a parameter is specified, then the matching route or routes are listed.

When a **decayed**, **history**, or **suppressed** keyword is specified, only those types of dampened routes are listed.

Parameters

ip-prefix[ip-prefix-length]

Displays damping information for the specified IP prefix length.

Values ipv4-prefix: a.b.c.d (host bits must be 0)
 ipv4-prefix-le: 0 to 32
 ipv6-prefix:
 • x:x:x:x:x:x:x (eight 16-bit pieces)
 • x:x:x:x:x:d.d.d.d
 • x: [0 to FFFF] H
 • d: [0 to 255] D
 ipv6-prefix-le: 0 to 128

damp-type

Displays damping type for the specified IP address.

decayed

Displays damping entries that are decayed but are not suppressed.

history

Displays damping entries that are withdrawn but have history.

suppressed

Displays damping entries suppressed because of route damping.

detail

Displays detailed information.

ipv4

Displays damped routes for the IPv4 family.

ipv6

Displays damped routes for the IPv6 family.

label-ipv4

Displays damped routes for the label IPv4 family.

label-ipv6

Displays damped routes for the label IPv6 family.

mcast-ipv4

Displays damped routes for the MCAST IPv4 family.

mcast-ipv6

Displays damped routes for the MCAST IPv6 family.

mvpn-ipv4

Displays damped routes for the MVPN IPv4 family.

vpn-ipv4

Displays damped routes for the VPN IPv4 family.

vpn-ipv6

Displays damped routes for the VPN IPv6 family.

Platforms

All

Output

The following output is an example of BGP damping information, and [Table 95: Show Damping Field Descriptions](#) describes the output fields.

Sample Output

```
*A:ALA-12# show router 3 bgp damping
=====
BGP Router ID : 10.0.0.14      AS : 65206   Local AS : 65206
=====
Legend -
Status codes : u - used, s - suppressed, h - history, d - decayed, * - valid
Origin codes  : i - IGP, e - EGP, ? - incomplete, - best
=====
BGP Damped Routes
=====
Flag  Network          From           Reuse          AS-Path
-----
ud*i  10.149.7.0/24      10.0.28.1     00h00m00s     60203 65001 19855 3356
                               1239 22406
si    10.155.6.0/23      10.0.28.1     00h43m41s     60203 65001 19855 3356
                               2914 7459
si    10.155.8.0/22      10.0.28.1     00h38m31s     60203 65001 19855 3356
                               2914 7459
si    10.155.12.0/22     10.0.28.1     00h35m41s     60203 65001 19855 3356
                               2914 7459
si    10.155.22.0/23     10.0.28.1     00h35m41s     60203 65001 19855 3356
                               2914 7459
si    10.155.24.0/22     10.0.28.1     00h35m41s     60203 65001 19855 3356
                               2914 7459
si    10.155.28.0/22     10.0.28.1     00h34m31s     60203 65001 19855 3356
                               2914 7459
si    10.155.40.0/21     10.0.28.1     00h28m24s     60203 65001 19855 3356
                               7911 7459
si    10.155.48.0/20     10.0.28.1     00h28m24s     60203 65001 19855 3356
                               7911 7459
ud*i  10.8.140.0/24      10.0.28.1     00h00m00s     60203 65001 19855 3356
                               4637 17447
ud*i  10.8.141.0/24      10.0.28.1     00h00m00s     60203 65001 19855 3356
                               4637 17447
ud*i  10.9.0.0/18        10.0.28.1     00h00m00s     60203 65001 19855 3356
```

```

                                     3561 9658 6163
ud*i 10.213.184.0/23 10.0.28.1 00h00m00s 60203 65001 19855 3356
                                     6774 6774 9154
-----
*A:ALA-12#

*A:ALA-12# show router 3 bgp damping detail
=====
BGP Router ID : 10.0.0.14      AS : 65206   Local AS : 65206
=====
Legend -
Status codes : u - used, s - suppressed, h - history, d - decayed, * -
valid
Origin codes : i - IGP, e - EGP, ? - incomplete, - best
=====
BGP Damped Routes
=====
Network : 10.149.7.0/24
-----
Network      : 10.149.7.0/24      Peer      : 10.0.28.1
NextHop      : 10.0.28.1         Reuse time : 00h00m00s
Peer AS      : 60203             Peer Router-Id : 10.32.27.203
Local Pref   : none
Age          : 00h22m09s         Last update : 02d00h58m
FOM Present  : 738               FOM Last upd. : 2039
Number of Flaps : 2             Flags      : ud*i
Path         : 60203 65001 19855 3356 1239 22406
Applied Policy : default-damping-profile
-----
Network : 10.142.48.0/20
-----
Network      : 10.142.48.0/20    Peer      : 10.0.28.1
NextHop      : 10.0.28.1         Reuse time : 00h00m00s
Peer AS      : 60203             Peer Router-Id : 10.32.27.203
Local Pref   : none
Age          : 00h00m38s         Last update : 02d01h20m
FOM Present  : 2011             FOM Last upd. : 2023
Number of Flaps : 2             Flags      : ud*i
Path         : 60203 65001 19855 3356 3561 5551 1889
Applied Policy : default-damping-profile
-----
Network : 10.200.128.0/19
-----
Network      : 10.200.128.0/19   Peer      : 10.0.28.1
NextHop      : 10.0.28.1         Reuse time : 00h00m00s
Peer AS      : 60203             Peer Router-Id : 10.32.27.203
Local Pref   : none
Age          : 00h00m38s         Last update : 02d01h20m
FOM Present  : 2011             FOM Last upd. : 2023
Number of Flaps : 2             Flags      : ud*i
Path         : 60203 65001 19855 1299 702 1889
Applied Policy : default-damping-profile
-----
Network : 10.203.192.0/18
-----
Network      : 10.203.192.0/18   Peer      : 10.0.28.1
NextHop      : 10.0.28.1         Reuse time : 00h00m00s
Peer AS      : 60203             Peer Router-Id : 10.32.27.203
Local Pref   : none
Age          : 00h00m07s         Last update : 02d01h20m
FOM Present  : 1018             FOM Last upd. : 1024

```

```

Number of Flaps : 1          Flags          : ud*i
Path            : 60203 65001 19855 1299 702 1889
Applied Policy  : default-damping-profile
-----
*A:ALA-12#

*A:ALA-12# show router 3 bgp damping 10.203.192.0/18 detail
=====
BGP Router ID : 10.0.0.14      AS : 65206   Local AS : 65206
=====
Legend -
Status codes  : u - used, s - suppressed, h - history, d - decayed, * - valid
Origin codes  : i - IGP, e - EGP, ? - incomplete, - best
=====
BGP Damped Routes 10.203.192.0/18
=====
Network : 10.203.192.0/18
-----
Network          : 10.203.192.0/18      Peer          : 10.0.28.1
NextHop          : 10.0.28.1            Reuse time    : 00h00m00s
Peer AS          : 60203                Peer Router-Id : 10.32.27.203
Local Pref       : none
Age              : 00h00m42s            Last update   : 02d01h20m
FOM Present      : 2003                 FOM Last upd. : 2025
Number of Flaps  : 2                    Flags         : ud*i
Path             : 60203 65001 19855 3356 702 1889
Applied Policy   : default-damping-profile
-----
Paths : 1
=====
*A:ALA-12#
*A:ALA-12# show router 3 bgp damping suppressed detail
=====
BGP Router ID : 10.0.0.14      AS : 65206   Local AS : 65206
=====
Legend -
Status codes  : u - used, s - suppressed, h - history, d - decayed, * - valid
Origin codes  : i - IGP, e - EGP, ? - incomplete, - best
=====
BGP Damped Routes (Suppressed)
=====
Network : 10.142.48.0/20
-----
Network          : 10.142.48.0/20      Peer          : 10.0.28.1
NextHop          : 10.0.28.1            Reuse time    : 00h29m22s
Peer AS          : 60203                Peer Router-Id : 10.32.27.203
Local Pref       : none
Age              : 00h01m28s            Last update   : 02d01h20m
FOM Present      : 2936                 FOM Last upd. : 3001
Number of Flaps  : 3                    Flags         : si
Path             : 60203 65001 19855 3356 702 1889
Applied Policy   : default-damping-profile
-----
Network : 10.200.128.0/19
-----
Network          : 10.200.128.0/19     Peer          : 10.0.28.1
NextHop          : 10.0.28.1            Reuse time    : 00h29m22s
Peer AS          : 60203                Peer Router-Id : 10.32.27.203
Local Pref       : none
Age              : 00h01m28s            Last update   : 02d01h20m
FOM Present      : 2936                 FOM Last upd. : 3001
Number of Flaps  : 3                    Flags         : si
Path             : 60203 65001 19855 3356 702 1889
  
```

```

Applied Policy : default-damping-profile
-----
Network : 10.203.240.0/20
-----
Network      : 10.203.240.0/20      Peer      : 10.0.28.1
NextHop     : 10.0.28.1           Reuse time : 00h29m22s
Peer AS    : 60203                Peer Router-Id : 10.32.27.203
Local Pref  : none
Age        : 00h01m28s           Last update  : 02d01h20m
FOM Present : 2936                FOM Last upd. : 3001
Number of Flaps : 3                Flags       : si
Path       : 60203 65001 19855 3356 702 1889
Applied Policy : default-damping-profile
-----
Network : 10.206.0.0/17
-----
Network      : 10.206.0.0/17      Peer      : 10.0.28.1
NextHop     : 10.0.28.1           Reuse time : 00h29m22s
Peer AS    : 60203                Peer Router-Id : 10.32.27.203
Local Pref  : none
Age        : 00h01m28s           Last update  : 02d01h20m
FOM Present : 2936                FOM Last upd. : 3001
Number of Flaps : 3                Flags       : si
Path       : 60203 65001 19855 3356 702 1889
Applied Policy : default-damping-profile
-----
*A:ALA-12#

```

Table 95: Show Damping Field Descriptions

Label	Description
BGP Router ID	The local BGP router ID.
AS	The configured autonomous system number.
Local AS	The configured or inherited local AS for the specified peer group. If not configured, then it is the same value as the AS.
Network	Route IP prefix and mask length for the route.
Flag(s)	Legend: Status codes: u- used, s-suppressed, h-history, d-decayed, *-valid. If a * is not present, then the status is invalid. Origin codes: i-IGP, e-EGP, ?-incomplete, >-best
Network	The IP prefix and mask length for the route.
From	The originator ID path attribute value.
Reuse time	The time when a suppressed route can be used again.
AS Path	The BGP AS path for the route.
Peer	The router ID of the advertising router.

Label	Description
NextHop	BGP nexthop for the route.
Peer AS	The autonomous system number of the advertising router.
Peer Router-Id	The router ID of the advertising router.
Local Pref	BGP local preference path attribute for the route.
Age	The time elapsed since the service was enabled.
Last update	The time when BGP was updated last in second/minute/hour (SS:MM:HH) format.
FOM Present	The current Figure of Merit (FOM) value.
Number of Flaps	The number of flaps in the neighbor connection.
Reuse time	The time when the route can be reused.
Path	The BGP AS path for the route.
Applied Policy	The applied route policy name.

damping

Syntax

damping [{*ip-prefix/ip-prefix-length*] [**neighbor** *ip-address*]} | **group name**]

Context

[\[Tree\]](#) (clear>router>bgp damping)

Full Context

clear router bgp damping

Description

This command clears or resets the route damping information for received routes.

Parameters

ip-prefix/ip-prefix-length

Clears damping information for entries that match the IP prefix and prefix length.

- Values**
- ipv4-prefix:
 - a.b.c.d (host bits must be 0)
 - ipv4-prefix-length: [0 to 32]
 - ipv6-prefix:

- x:x:x:x:x:x:x (eight 16-bit pieces)
 - x:x:x:x:x:d.d.d.d
 - x: [0 to FFFF]H
 - d: [0 to 255]D
- ipv6-prefix-length: [0 to 128]

neighbor ip-address

Clears damping information for entries received from the BGP neighbor.

- Values**
- ipv4-address:
- a.b.c.d
- ipv6-prefix:
- x:x:x:x:x:x:x (eight 16-bit pieces)
 - x:x:x:x:x:d.d.d.d
 - x: [0 to FFFF]H
 - d: [0 to 255]D
- interface: up to 32 characters, mandatory for link local addresses

group name

Clears damping information for entries received from any BGP neighbors in the peer group.

- Values** up to 32 characters

Platforms

All

8.3 data-bearer

data-bearer

Syntax

data-bearer [*data-bearer-id*] [**detail**]

Context

[\[Tree\]](#) (show>router>Imp>te-link data-bearer)

Full Context

show router Imp te-link data-bearer

Description

This command displays LMP data bearer information for a specific TE link.

Parameters

data-bearer-id

Specifies the ID of a data bearer link.

Values 1 to 4294967295

detail

Keyword to display more detailed output.

Platforms

7750 SR, 7750 SR-a, 7750 SR-e, 7750 SR-s, 7950 XRS

Output

The following output is an example of data bearer information, and [Table 96: Data Bearer Output Fields](#) describes the output fields.

Sample Output

```
*A:SRU4>show>router>lmp>te-link# data-bearer 254
=====
LMP Data Bearer Link 254 Statistics
=====
Admin State   : In Service           Oper State   : Up Free
Remote Id    : 10                      Port        : 1/1/1
=====
```

Table 96: Data Bearer Output Fields

Label	Description
Admin State	The administrative state of the data bearer link.
Oper State	The operational state of the data bearer link.
Remote Id	The remote ID of the data bearer link.
Port	The port used by the data bearer link.

8.4 data-trigger

data-trigger

Syntax

data-trigger sap *sap-id*

Context

[\[Tree\]](#) (clear>service>dynsvc data-trigger)

Full Context

clear service dynamic-services data-trigger

Description

This command deletes all dynamic services associated with a dynamic services data trigger.



Note:

This command is not available in the MD-CLI.

Parameters

sap-id

Specifies the dynamic services data trigger SAP to delete.

Platforms

7450 ESS, 7750 SR, 7750 SR-a, 7750 SR-e, 7750 SR-s, VSR

8.5 data-triggers

data-triggers

Syntax

data-triggers [sap *sap-id*] [**summary**]

Context

[\[Tree\]](#) (show>service>dynsvc data-triggers)

Full Context

show service dynamic-services data-triggers

Description

This command displays the active dynamic services data trigger details.



Note:
This command is not available in the MD-CLI.

Parameters

sap-id

Specifies the dynamic services SAP for which the details are shown.

summary

Limits the output to one line per data trigger SAP.

Platforms

7450 ESS, 7750 SR, 7750 SR-a, 7750 SR-e, 7750 SR-s, VSR

Output

The following output is an example of data trigger information.

Sample Output

```
# show service dynamic-services data-triggers
=====
Dynamic Services Data-triggers
=====
SAP                : 1/1/4:1214.101
-----
Acct session-ID    : 144DFF0000009156A24138
MAC                : 00:51:00:dd:01:01
IP                 :
State              : sapCreated
-----
No. of Data-triggers: 1
=====
```

[Table 97: Data Trigger Field Descriptions](#) describes data trigger fields.

Table 97: Data Trigger Field Descriptions

Output field	Description
Acct session-ID	The RADIUS accounting session ID for this dynamic services data trigger. This accounting session ID is used as an accounting multi-session ID in RADIUS accounting for the associated dynamic services. It can also be used as a key in CoA or Disconnect Messages to set up or terminate associated dynamic services.
MAC	The MAC address learned to set up this dynamic service data trigger. The MAC address is included in the Access-Request message for RADIUS authentication.
IP	The IPv4 or IPv6 address learned to set up this dynamic service data trigger. If the data trigger packet was not an IP packet, then this field is empty. When available, the IP address is included in the RADIUS authentication and accounting messages.

Output field	Description
State	The current state of the dynamic service data trigger: Pending—(initial state) data trigger received and authentication started Accepted—(transient state) authentication succeeded; dynsvc script started but not yet completed sapCreated—(final state) corresponding dynamic services sap created

8.6 database

database

Syntax

database

Context

[\[Tree\]](#) (show>service>id>spb database)

Full Context

show service id spb database

Description

This command displays SPB database information.

Platforms

All

Output

The following output is an example of service SPB database information.

Sample Output

```
*A:Dut-A# show service id 100001 spb database
=====
ISIS Database
=====
LSP ID                               Sequence  Checksum Lifetime Attributes
-----
Displaying Level 1 database
-----
Dut-A.00-00                          0xc      0xbaba  1103    L1
Dut-B.00-00                          0x13     0xe780  1117    L1
Dut-C.00-00                          0x13     0x85a   1117    L1
```

```
Dut-D.00-00          0xe      0x174a  1119    L1
Level (1) LSP Count : 4
=====
```

database

Syntax

```
database [group grp-ip-address] [source src-ip-address] [family]
database evpn-mpls [group grp-ip-address] [source src-ip-address] [family]
database sap sap-id [group grp-ip-address] [source src-ip-address] [family]
database sdp sap-id:vc-id [group grp-ip-address] [source src-ip-address] [family]
database vxlan vtep ip-address vni vni-id [group grp-ip-address] [source src-ip-address] [family]
```

Context

[\[Tree\]](#) (clear>service>id>pim-snooping database)

Full Context

```
clear service id pim-snooping database
```

Description

This command clears PIM snooping source group database information.

Parameters

sap-id

Clears PIM snooping SAP information

sdp-id

Clears PIM snooping entries associated with the specified SDP. For a spoke-SDP, the VC ID must be specified; for a mesh SDP, the VC ID is optional.

Values 1 to 17407

grp-ip-address

Clears PIM snooping information matching the specified group address

src-ip-address

Clears PIM snooping information matching one particular source within the multicast group

family

Displays either IPv4 or IPv6 information

Values ipv4 or ipv6

evpn-mpls

Clears PIM snooping statistics for EVPN-MPLS destinations

Platforms

All

database

Syntax

```
database [ip-address [/mask] [longer]] [peer ip-address] [detail qos]
```

Context

[\[Tree\]](#) (show>router>rip database)

Full Context

```
show router rip database
```

Description

Displays all routes in the RIP database.

Parameters

ip-address /mask

Specifies the IP address.

Values ip-address: a.b.c.d.
mask: 1 to 32

longer

Specifies the longer prefix match entries should also be displayed.

peer ip-address

Specifies the peer IP address.

Values a.b.c.d

detail

Displays detailed information.

qos

Specifies the QoS.

Platforms

All

Output

The following output is an example of RIP route database information, and [Table 98: Show RIP Database Field Descriptions](#) describes the output fields.

Sample Output

```
*A:ALA-1# show rip database
=====
RIP Route Database
=====
Destination      Peer           NextHop        Metric  Tag    TTL  Valid
-----
10.0.0.10/32     10.1.7.15     0.0.0.0        2       0x0000 163  No
10.0.0.10/32     10.1.8.14     0.0.0.0        2       0x0000 179  No
10.0.0.14/32     10.1.8.14     0.0.0.0        1       0x0000 179  Yes
10.0.6.0/24      10.1.7.15     0.0.0.0        11      0x2002 163  No
10.0.6.0/24      10.1.8.14     0.0.0.0        11      0x2002 179  No
10.0.7.0/24      10.1.7.15     0.0.0.0        11      0x2002 163  No
10.0.7.0/24      10.1.8.14     0.0.0.0        11      0x2002 179  No
10.1.5.0/24      10.1.7.15     0.0.0.0        2       0x0000 151  Yes
10.1.5.0/24      10.1.8.14     0.0.0.0        1       0x0000 167  No
10.100.17.16/31  10.1.7.15     0.0.0.0        2       0x0000 151  No
10.100.17.16/31  10.1.8.14     0.0.0.0        2       0x0000 167  No
-----
No. of Routes: 11
=====
*A:ALA-12#
```

Table 98: Show RIP Database Field Descriptions

Label	Description
Destination	The RIP destination for the route.
Peer	The router ID of the peer router.
NextHop	The IP address of the next hop.
Metric	The hop count to rate the value of different hops.
Tag	The value to distinguish between internal routes (learned by RIP) and external routes (learned from other protocols).
TTL	Displays the number of seconds the specific route will remain in the routing table. When an entry reaches 0, it is removed from the routing table.
Valid	No — The route is not valid. Yes — The route is valid.

database

Syntax

database

Context

[\[Tree\]](#) (clear>router>rip database)

Full Context

clear router rip database

Description

This command flushes all routes in the RIP database.

Platforms

All

database

Syntax

database [**sub-domain** *sub-domain*] [**template** *template-name*]

Context

[\[Tree\]](#) (show>router>bier database)

Full Context

show router bier database

Description

This command shows the BIER database and assigned labels for <SD, BSL, SI>.

Parameters

sub-domain

Displays detailed information about the sub-domain.

Values 0 to 255

template-name

Displays template name, up to 32 characters.

Platforms

All

Output

The following displays an example of a BIER database. [Table 99: Bier Database Fields](#) provides BIER database field descriptions.

Sample Output

```
*A:Dut-A# show router bier database
=====
BIER Database
=====
Template           MT           Sub-domain      BSL
BFR-ID             Start       End              Total
```

```

BFR-Prefix
-----
temp1          ipv4-unicast  0          256
1             1048464      1048479    16
10.20.1.1

temp1          ipv4-unicast  1          256
255           1048447      1048462    16
10.20.1.1

temp1          ipv4-unicast  2          256
2966          1048430      1048445    16
10.20.1.1

temp1          ipv4-unicast  3          256
1             1048413      1048428    16
10.20.1.1

temp1          ipv4-unicast  4          256
255           1048396      1048411    16
10.20.1.1

=====
BIER Database entries : 5
=====
*A:Dut-A#

```

Table 99: Bier Database Fields

Label	Description
Template	The template name
MT	The IGP topology associated with the sub-domain
Sub-domain	The sub-domain ID
BSL	The BitStringLength used in the sub-domain
BFR-ID	The BFR ID which identifies the router in the BitString
Start	The start label allocated for this sub-domain
End	The end label allocated for this sub-domain
Total	The total number of labels allocated for this sub-domain
BFR-Prefix	The routable IP address of a BFR, used by BIER to identify a BFR

database

Syntax

database [group *grp-ip-address*] [source *src-ip-address*]

database interface {*ip-int-name* | *ip-address*} [group *grp-ip-address*] [source *src-ip-address*]

database host *ip-address* [**group** *grp-ip-address*] [**source** *src-ip-address*]

database host all [**group** *grp-ip-address*] [**source** *src-ip-address*]

database group-interface *interface-name* [**fwd-service** *service-id*] [**group** *grp-ip-address*] [**source** *src-ip-address*]

database group-interface all

Context

[\[Tree\]](#) (clear>router>igmp database)

Full Context

clear router igmp database

Description

This command clears IGMP or PIM database statistics on a specified interface or IP address.

Parameters

group *grp-ip-address*

Clears the multicast group address (IPv4/IPv6) or zero in the specified address group.

source *src-ip-address*

Clears the IGMP database from the specified source IP address.

interface *ip-int-name*

Clears the IGMP database on the specified interface.

interface *ip-address*

Clears the IGMP database on the specified IP address.

host *ip-address*

Clears the IGMP database on the specified host.

host all

Clears the IGMP database on all hosts.

group-interface *interface-name*

Clears the IGMP database on the specified group interface.

group-interface all

Clears the IGMP database on all group interfaces.

Platforms

All

database

Syntax

database [**group** *ipv6-address* [**source** *ipv6-address*]]

database interface {*ip-int-name* | *ipv6-address*} [**group** *ipv6-address* [**source** *ipv6-address*]]
database ipsec-interface *ip-int-name* [**group** *ipv6-address* [**source** *ipv6-address*]]
database host *ipv6-address* [**group** *ipv6-address* [**source** *ipv6-address*]]
database host all [**group** *ipv6-address* [**source** *ipv6-address*]]
database group-interface *interface-name* [**fwd-service** *service-id*] [**group** *grp-ipv6-address* [**source** *ipv6-address*]]
database group-interface all

Context

[\[Tree\]](#) (clear>router>mld database)

Full Context

clear router mld database

Description

This command clears MLD database parameters.

Parameters

host *ipv6-address*

Clears the MLD database on the specified host.

host all

Clears the MLD database on all hosts.

interface *ip-int-name*

Clears database information for the specified MLD interface name.

interface *ipv6-address*

Clears database information for the specified MLD interface IPv6 address.

ipsec-interface *ip-int-name*

Clears database information for the specified dynamic name for the MLD-enabled child_SA.

group *ipv6-address*

Clears database information for the specified MLD group IPv6 address.

source *ipv6-address*

Clears database information for the specified MLD source IPv6 address.

service-id

Clears database information for the specified service ID.

Values service-id: 1 to 2148278386
 svc-name: up to 64 characters.

Platforms

All

database

Syntax

```
database [interface ip-int-name | mt-int-name | int-ip-address] [group grp-ip-address [source ip-address]]  
[family]
```

Context

[Tree] (clear>router>pim database)

Full Context

clear router pim database

Description

This command clears IGMP or PIM database statistics on a specified interface or IP address.

Parameters

ip-int-name

Clears the IGMP or PIM database on the specified interface.

mt-int-name

Clears the default core group address of the Multicast Distribution Tree (MDT) for the VPRN instance. The Multicast Tunnel (MT) interface for a VPRN is created when this object is set to a valid group address.

Syntax: *vprn-id-mt-grp-ip-address*

int-ip-address

Clears the IGMP or PIM database on the specified IP address.

group-ip-address

Clears the multicast group address (ipv4, ipv6) or zero in the specified address group.

ip-address

Clears the IGMP or PIM database from the specified source IP address.

family

Clears database family information.

Values ipv4, ipv6

mpls-if-name

Clears the MPLS interface name.

Syntax: *mpls-if-index*

Platforms

All

database

Syntax

database

Context

[\[Tree\]](#) (show>router>p2mp-sr-tree database)

Full Context

show router p2mp-sr-tree database

Description

Commands in this context display P2MP SR tree database information.

Platforms

All

database

Syntax

database [*family*] [*ip-prefix/ip-prefix-length*] [**up to prefix-length**] [**origin-as** *as-number*]

database [*family*] [*ip-prefix/ip-prefix-length*] **{longer}**

database **{summary}**

database [*family*] [**{static}**]

Context

[\[Tree\]](#) (show>router>origin-validation database)

Full Context

show router origin-validation database

Description

This command displays database information.

Parameters

family

Specifies the type of routing information to be displayed.

Values *ipv4* — Displays IPv4 entries.
 ipv6 — Displays IPv6 entries.

ip-prefix/ip-prefix-length

Displays routes only matching the specified IP address and length, up to 64 characters.

prefix-length

Displays routes matching up to the specified length.

Values 1 to 128

as-number

Specifies the origin AS number.

Values 0 to 4294967295

longer

Displays routes matching the *ip-prefix-ip-prefix-length* and routes with longer masks.

summary

Displays database summary information.

static

Displays static routes.

Platforms

All

Output

The following output is an example of database information.

Sample Output

```
A:Dut-C# show router origin-validation database
=====
Static and Dynamic VRP Database Entries
=====
Prefix Range [Flags]                               Origin AS
  Session IP [Flags]
-----
10.0.0.0/16-24 [Static-V]                           65001
-
10.16.0.0/12-12 [Dynamic]                           65002
  10.168.1.1 [B]
-----
No. of VRP Database Entries: 2
-----
Flags: B = Base instance session
      M = Management instance session
      Static-V = Static-Valid; Static-I = Static-Invalid
=====
```

```
A:Dut-C# show router origin-validation database summary
=====
Static and Dynamic VRP Database Summary
=====
Type                               IPv4 Entries   IPv6 Entries
-----
10.168.1.1 [B]                       1               0
RPKI Server #1
Static                                 1               0
=====
```

database

Syntax

database [*system-id* | *lsp-id*] [**detail**] [**level** *level*]

Context

[\[Tree\]](#) (show>router>isis database)

Full Context

show router isis database

Description

This command displays the entries in the IS-IS link state database.

Parameters

system-id

Only the LSPs related to the specified *system-id* are listed. If no *system-id* or *lsp-id* are specified, all database entries are listed.

lsp-id

Only the specified LSP (hostname) is listed. If no *system-id* or *lsp-id* are specified, all database entries are listed.

level

Specifies the interface level (1, 2, or 1 and 2).

detail

All output is displayed in the detailed format.

Platforms

All

Output

The following output is an example of the IS-IS link state database information, and [Table 100: IS-IS Link State Database Output Fields](#) describes the output fields.

Sample Output

```
*A:Dut-B# show router isis 0 database
=====
Rtr Base ISIS Instance 0 Database
=====
LSP ID                               Sequence  Checksum Lifetime Attributes
-----
Displaying Level 1 database
-----
Dut-B.00-00                           0x495    0x614e   711    L1L2
Dut-D.00-00                           0x13b    0x1917   831    L1
Level (1) LSP Count : 2
Displaying Level 2 database
```



```

-----
Dut-A.00-00                0x4a6    0x214f   804    L1L2
Dut-B.00-00                0x4b7    0xe654   898    L1L2
Dut-C.00-00                0x4b2    0xa4f1  1166   L1L2
Level (2) LSP Count : 3
=====
*A:Dut-B#
*A:Dut-B#
*A:Dut-B# show router isis 0 database detail
=====
Rtr Base ISIS Instance 0 Database (detail)
=====
Displaying Level 1 database
-----
LSP ID   : Dut-B.00-00                Level   : L1
Sequence : 0x495                      Checksum : 0x614e    Lifetime : 706
Version  : 1                          Pkt Type : 18       Pkt Ver  : 1
Attributes: L1L2                      Max Area : 3       Alloc Len : 1492
SYS ID   : 4900.0000.0002             SysID Len : 6       Used Len  : 179
TLVs :
  Area Addresses:
    Area Address : (3) 49.0001
  Supp Protocols:
    Protocols    : IPv4
  IS-Hostname   : Dut-B
  Router ID    :
    Router ID    : 10.20.1.2
  Router Cap : 10.20.1.2, D:0, S:0
  TE Node Cap : B E M P
  SR Cap: IPv4 MPLS-IPv6
    SRGB Base:20000, Range:10001
  SR Alg: metric based SPF, 128
  Node MSD Cap: BMI : 12 ERLD : 15
  FAD Sub-Tlv:
    Flex-Algorithm : 128
    Metric-Type    : delay
    Calculation-Type : 0
    Priority        : 100
    Flags: M
  I/F Addresses :
    I/F Address   : 10.20.1.2
    I/F Address   : 10.10.10.13
  TE IS Nbrs :
    Nbr           : Dut-D.00
    Default Metric : 10
    Sub TLV Len   : 30
    IF Addr      : 10.10.10.13
    Nbr IP       : 10.10.10.14
    TE APP LINK ATTR :
      SABML-flag:Non-Legacy SABM-flags: X
      Delay      : 100
    Adj-SID: Flags:v4VL Weight:0 Label:524285
  TE IP Reach :
    Default Metric : 0
    Control Info: S, prefLen 32
    Prefix        : 10.20.1.2
    Sub TLV      :
      Prefix-SID Index:2, Algo:0, Flags:NnP
      Prefix-SID Index:12, Algo:128, Flags:NnP
    Default Metric : 10
    Control Info: , prefLen 30
    Prefix        : 10.10.10.12
-----
LSP ID   : Dut-D.00-00                Level   : L1
  
```

```

Sequence : 0x13b          Checksum : 0x1917      Lifetime : 827
Version   : 1             Pkt Type  : 18         Pkt Ver   : 1
Attributes: L1           Max Area  : 3          Alloc Len : 179
SYS ID   : 4900.0000.0004 SysID Len : 6           Used Len  : 179
TLVs :
  Area Addresses:
    Area Address : (3) 49.0001
  Supp Protocols:
    Protocols    : IPv4
  IS-Hostname   : Dut-D
  Router ID    :
    Router ID   : 10.20.1.4
  Router Cap   : 10.20.1.4, D:0, S:0
  TE Node Cap  : B E M P
  SR Cap       : IPv4 MPLS-IPv6
  SRGB Base    : 20000, Range:10001
SR Alg: metric based SPF, 128
Node MSD Cap: BMI : 12 ERLD : 15
FAD Sub-Tlv:
  Flex-Algorithm : 128
  Metric-Type    : delay
  Calculation-Type : 0
  Priority       : 50
  Flags: M
I/F Addresses :
  I/F Address   : 10.20.1.4
  I/F Address   : 10.10.10.14
TE IS Nbrs :
  Nbr          : Dut-B.00
  Default Metric : 10
  Sub TLV Len   : 30
  IF Addr      : 10.10.10.14
  Nbr IP       : 10.10.10.13
  TE APP LINK ATTR :
    SABML-flag:Non-Legacy SABM-flags: X
    Delay      : 100
  Adj-SID: Flags:v4VL Weight:0 Label:524287
TE IP Reach :
  Default Metric : 0
  Control Info: S, prefLen 32
  Prefix        : 10.20.1.4
  Sub TLV       :
    Prefix-SID Index:4, Algo:0, Flags:NnP
    Prefix-SID Index:14, Algo:128, Flags:NnP
  Default Metric : 10
  Control Info: , prefLen 30
  Prefix        : 10.10.10.12
Level (1) LSP Count : 2
Displaying Level 2 database
-----
LSP ID   : Dut-A.00-00          Level   : L2
Sequence : 0x4a6              Checksum : 0x214f      Lifetime : 798
Version   : 1                 Pkt Type  : 20         Pkt Ver   : 1
Attributes: L1L2             Max Area  : 3          Alloc Len : 220
SYS ID   : 4900.0000.0001     SysID Len : 6           Used Len  : 220
TLVs :
  Area Addresses:
    Area Address : (3) 49.0001
  Supp Protocols:
    Protocols    : IPv4
  IS-Hostname   : Dut-A
  Router ID    :
    Router ID   : 10.20.1.1
  Router Cap   : 10.20.1.1, D:0, S:0

```

```

TE Node Cap : B E M P
SR Cap: IPv4 MPLS-IPv6
  SRGB Base:20000, Range:10001
SR Alg: metric based SPF, 128
Node MSD Cap: BMI : 12 ERLD : 15
I/F Addresses :
  I/F Address : 10.20.1.1
  I/F Address : 10.10.10.1
  I/F Address : 10.10.10.5
TE IS Nbrs :
  Nbr : Dut-C.00
  Default Metric : 10
  Sub TLV Len : 30
  IF Addr : 10.10.10.5
  Nbr IP : 10.10.10.6
  TE APP LINK ATTR :
    SABML-flag:Non-Legacy SABM-flags: X
    Delay : 100
  Adj-SID: Flags:v4VL Weight:0 Label:524286
TE IS Nbrs :
  Nbr : Dut-B.00
  Default Metric : 10
  Sub TLV Len : 24
  IF Addr : 10.10.10.1
  Nbr IP : 10.10.10.2
  TE APP LINK ATTR :
    SABML-flag:Non-Legacy SABM-flags: X
  Adj-SID: Flags:v4VL Weight:0 Label:524285
TE IP Reach :
  Default Metric : 10
  Control Info: , prefLen 30
  Prefix : 10.10.10.0
  Default Metric : 0
  Control Info: S, prefLen 32
  Prefix : 10.20.1.1
  Sub TLV :
    Prefix-SID Index:1, Algo:0, Flags:NnP
    Prefix-SID Index:11, Algo:128, Flags:NnP
  Default Metric : 10
  Control Info: , prefLen 30
  Prefix : 10.10.10.4
-----
LSP ID : Dut-B.00-00
Sequence : 0x4b7
Version : 1
Attributes: L1L2
SYS ID : 4900.0000.0002
TLVs :
  Area Addresses:
    Area Address : (3) 49.0001
  Supp Protocols:
    Protocols : IPv4
  IS-Hostname : Dut-B
  Router ID :
    Router ID : 10.20.1.2
  Router Cap : 10.20.1.2, D:0, S:0
  TE Node Cap : B E M P
  SR Cap: IPv4 MPLS-IPv6
    SRGB Base:20000, Range:10001
  SR Alg: metric based SPF, 128
  Node MSD Cap: BMI : 12 ERLD : 15
  FAD Sub-Tlv:
    Flex-Algorithm : 128
    Metric-Type : delay
  
```

```

    Calculation-Type : 0
    Priority          : 100
    Flags: M
  I/F Addresses :
    I/F Address     : 10.20.1.2
    I/F Address     : 10.10.10.2
    I/F Address     : 10.10.10.9
  TE IS Nbrs :
    Nbr             : Dut-C.00
    Default Metric  : 10
    Sub TLV Len     : 30
    IF Addr        : 10.10.10.9
    Nbr IP         : 10.10.10.10
    TE APP LINK ATTR :
      SABML-flag:Non-Legacy SABM-flags: X
      Delay       : 100
    Adj-SID: Flags:v4VL Weight:0 Label:524286
  TE IS Nbrs :
    Nbr             : Dut-A.00
    Default Metric  : 10
    Sub TLV Len     : 24
    IF Addr        : 10.10.10.2
    Nbr IP         : 10.10.10.1
    TE APP LINK ATTR :
      SABML-flag:Non-Legacy SABM-flags: X
    Adj-SID: Flags:v4VL Weight:0 Label:524284
  TE IP Reach :
    Default Metric  : 10
    Control Info:   , prefLen 30
    Prefix         : 10.10.10.0
    Default Metric  : 0
    Control Info:   S, prefLen 32
    Prefix         : 10.20.1.2
    Sub TLV       :
      Prefix-SID Index:2, Algo:0, Flags:NnP
      Prefix-SID Index:12, Algo:128, Flags:NnP
    Default Metric  : 10
    Control Info:   , prefLen 30
    Prefix         : 10.10.10.8
    Default Metric  : 10
    Control Info:   , prefLen 30
    Prefix         : 10.10.10.12
    Default Metric  : 10
    Control Info:   S, prefLen 32
    Prefix         : 10.20.1.4
    Sub TLV       :
      Prefix-SID Index:4, Algo:0, Flags:RNnP
      Prefix-SID Index:14, Algo:128, Flags:RNnP
      Prefix-Metric-FlexAlg Algo:128, Metric:100
-----
LSP ID   : Dut-C.00-00
Sequence : 0x4b2
Version  : 1
Attributes: L1L2
SYS ID   : 4900.0000.0003
TLVs :
  Area Addresses:
    Area Address : (3) 49.0001
  Supp Protocols:
    Protocols   : IPv4
  IS-Hostname   : Dut-C
  Router ID    :
    Router ID   : 10.20.1.3
  Router Cap   : 10.20.1.3, D:0, S:0
Checksum : 0xa4f1
Pkt Type  : 20
Max Area  : 3
SysID Len : 6
Level     : L2
Lifetime  : 1158
Pkt Ver   : 1
Alloc Len : 226
Used Len  : 226

```

```

TE Node Cap : B E M P
SR Cap: IPv4 MPLS-IPv6
  SRGB Base:20000, Range:10001
SR Alg: metric based SPF, 128
Node MSD Cap: BMI : 12 ERLD : 15
I/F Addresses :
  I/F Address : 10.20.1.3
  I/F Address : 10.10.10.6
  I/F Address : 10.10.10.10
TE IS Nbrs :
  Nbr : Dut-A.00
Default Metric : 10
  Sub TLV Len : 30
  IF Addr : 10.10.10.6
  Nbr IP : 10.10.10.5
  TE APP LINK ATTR :
    SABML-flag:Non-Legacy SABM-flags: X
    Delay : 100
  Adj-SID: Flags:v4VL Weight:0 Label:524287
TE IS Nbrs :
  Nbr : Dut-B.00
Default Metric : 10
  Sub TLV Len : 30
  IF Addr : 10.10.10.10
  Nbr IP : 10.10.10.9
  TE APP LINK ATTR :
    SABML-flag:Non-Legacy SABM-flags: X
    Delay : 100
  Adj-SID: Flags:v4VL Weight:0 Label:524286
TE IP Reach :
Default Metric : 0
Control Info: S, prefLen 32
Prefix : 10.20.1.3
Sub TLV :
  Prefix-SID Index:3, Algo:0, Flags:NnP
  Prefix-SID Index:13, Algo:128, Flags:NnP
Default Metric : 10
Control Info: , prefLen 30
Prefix : 10.10.10.4
Default Metric : 10
Control Info: , prefLen 30
Prefix : 10.10.10.8
Level (2) LSP Count : 3
-----
Control Info : D = Prefix Leaked Down
              S = Sub-TLVs Present
Attribute Flags : N = Node Flag
                 R = Re-advertisement Flag
                 X = External Prefix Flag
                 E = Entropy Label Capability (ELC) Flag
Adj-SID Flags : v4/v6 = IPv4 or IPv6 Address-Family
                B = Backup Flag
                V = Adj-SID carries a value
                L = value/index has local significance
                S = Set of Adjacencies
                P = Persistently allocated
Prefix-SID Flags : R = Re-advertisement Flag
                  N = Node-SID Flag
                  nP = no penultimate hop POP
                  E = Explicit-Null Flag
                  V = Prefix-SID carries a value
                  L = value/index has local significance
Lbl-Binding Flags: v4/v6 = IPv4 or IPv6 Address-Family
                  M = Mirror Context Flag
  
```

```

S = SID/Label Binding flooding
D = Prefix Leaked Down
A = Attached Flag
SABM-flags Flags: R = RSVP-TE
                   S = SR-TE
                   F = LFA
                   X = FLEX-ALGO
FAD-flags Flags:  M = Prefix Metric
=====
*A:Dut-B#
  
```

Table 100: IS-IS Link State Database Output Fields

Label	Description
Flex-Algorithm	The flexible algorithm number
Priority	Displays the FAD priority; It is the tiebreaker when multiple FADs are received
Metric Type	The metric used by the winning FAD igp — the IGP metric is used te-metric — the TE metric is used delay — the delay metric is used
Calculation Type	Displays the calculation type; for SPF a zero value is only defined
Prefix SID Flags	Displays the prefix SID flags
Fad Flags	Displays the FAD Flags; the M-flag is used for inter-area; when set, the metric must be used for inter-area traffic to avoid loops and blackhole traffic on ABR/ASBR

database

Syntax

database [*system-id*]

Context

[\[Tree\]](#) (clear>router>isis database)

Full Context

clear router isis database

Description

This command removes the entries from the IS-IS link-state database which contains information about PDUs.

Parameters

system-id

When the system ID is entered, only the specified entries are removed from the IS-IS link-state database.

Platforms

All

database

Syntax

```
database [type {router | network | summary | asbr-summary | external | nssa | all}] [area area-id] [adv-router router-id] [link-state-id] [detail] [filtered]
```

```
database [type {router | network | inter-area-pfx | inter-area-rtr | external | nssa | intra-area-pfx | rtr-info | all}] [area area-id] [adv-router router-id] [link-state-id] [detail] [filtered]
```

Context

[\[Tree\]](#) (show>router>ospf database)

[\[Tree\]](#) (show>router>ospf3 database)

Full Context

```
show router ospf database
```

```
show router ospf3 database
```

Description

This command displays information about the OSPF link state database (LSDB).

When no command line options are specified, the command displays brief output for all database entries.

Parameters

type *keyword*

Specifies to filter the OSPF LSDB information based on the type specified by *keyword*.

router

Displays only router (Type 1) LSAs in the LSDB.

network

Displays only network (Type 2) LSAs in the LSDB.

summary

Displays only summary (Type 3) LSAs in the LSDB.

asbr-summary

Displays only ASBR summary (Type 4) LSAs in the LSDB.

external

Displays only AS external (Type 5) LSAs in the LSDB. External LSAs are maintained globally and not per area. If the display of external links is requested, the area parameter, if present, is ignored.

nssa

Displays only NSSA area-specific AS external (Type 7) LSAs in the LSDB.

inter-area-pfx

Displays inter-area prefix LSAs.

inter-area-rtr

Displays inter-area router LSAs.

intra-area-pfx

Displays intra-area prefix LSAs.

rtr-info

Displays router info LSAs.

all

Displays all LSAs in the LSDB. The all keyword is intended to be used with either the **area area-id** or the **adv-router router-id [link-state-id]** parameters.

area area-id

Displays LSDB information associated with the specified OSPF *area-id*.

Values ip-address — a.b.c.d
 area — 0 to 4294967295

adv-router router-id [link-state-id]

Displays LSDB information associated with the specified advertising router. To further narrow the number of items displayed, the *link-state-id* can optionally be specified.

detail

Displays detailed information on the LSDB entries.

filtered

Displays LSDB entries that were filtered by an area import or export policy.

Platforms

All

Output

OSPF Database Output

[Table 101: OSPF Database Output Fields](#) describes the standard and detailed command output fields for an OSPF database.

Table 101: OSPF Database Output Fields

Label	Description
Area Id	The OSPF area identifier.

Label	Description
Type LSA Type	Router — LSA type of router (OSPF) Network — LSA type of network (OSPF) Summary — LSA type of summary (OSPF) ASBR Summary — LSA type of ASBR summary (OSPF) Nssa-ext — LSA area-specific, NSSA external (OSPF) Area opaque — LSA type of area opaque (OSPF) router — LSA type of router (OSPF3) Network — LSA type of network (OSPF3) IE Pfx — LSA type of inter-area prefix (OSPF3) Newline IE Rtr LSA type of inter-area router (OSPF3) IA Pfx — LSA type of intra-area prefix (OSPF3)
Link State Id	The link state Id is an LSA type specific field containing either a number to distinguish several LSAs from the same router, an interface ID, or a router-id; it identifies the piece of the routing domain being described by the advertisement.
Adv Rtr Id Adv Router Id	The router identifier of the router advertising the LSA.
Age	The age of the link state advertisement in seconds.
Sequence Sequence No	The signed 32-bit integer sequence number.
Cksum Checksum	The 32-bit unsigned sum of the link-state advertisements' LS checksums.
No. of LSAs	The number of LSAs displayed.
Options	EA — External Attribute LSA Support DC — Demand Circuit Support R — If clear, a node can participate in OSPF topology distribution without being used to forward transit traffic. N — Type 7 LSA Support MC — Multicast Support E — External Routes Support V6 — V6 works in conjunction with R. If V6 is clear, a node can participate in OSPF topology distribution without being used to forward IPv6 datagrams. If R is set and V6 is clear, IPv6 datagrams are not forwarded but diagrams belonging to another protocol family may be forwarded.

Label	Description
Prefix Options	<p>P — Propagate NSSA LSA.</p> <p>MC — Multicast support.</p> <p>LA — Local address capability. If set, the prefix is an IPv6 interface address of the advertising router.</p> <p>NU — No unicast capability. If set, the prefix is excluded from IPv6 unicast calculations.</p>
Flags	<p>None — No flags set</p> <p>V — The router is an endpoint for one or more fully adjacent Virtual Links having the described area as the transit area</p> <p>E — The router is an AS Boundary Router</p> <p>B — The router is an Area Border Router</p>
Link Count	The number of links advertised in the LSA.
Link Type (<i>n</i>)	The link type of the <i>n</i> th link in the LSA.
Network (<i>n</i>)	The network address of the <i>n</i> th link in the LSA.
Mask (<i>n</i>)	The mask of the <i>n</i> th link in the LSA.
No of TOS (<i>n</i>)	The ToS of the <i>n</i> th link in the LSA.
Metric-0 (<i>n</i>)	The cost metric of the <i>n</i> th link in the LSA.
Not Flooded (<i>n</i>)	<p>Filtered on Import</p> <p>The <i>n</i>th LSA was filtered by an area import policy.</p> <p>Filtered on Export</p> <p>The <i>n</i>th LSA was filtered by an area export policy.</p> <p>Note: this line does not appear if there is no filtering and the LSA was flooded.</p>

Sample Output

```
A:ALA-A# show router ospf 1 database
=====
Rtr Base OSPFv2 Instance 1 Link State Database (type : All)
=====
Area Id      Type      Link State Id  Adv Rtr Id    Age  Sequence      Cksum
-----
0.0.0.0      Router    180.0.0.2      180.0.0.2     1800 0x800000b6    0xf54
0.0.0.0      Router    180.0.0.5      180.0.0.5     1902 0x8000009d    0xcb7c
0.0.0.0      Router    180.0.0.8      180.0.0.8     1815 0x8000009a    0x529b
0.0.0.0      Router    180.0.0.9      180.0.0.9     1156 0x80000085    0xd00f
0.0.0.0      Router    180.0.0.10     180.0.0.10    533  0x8000009d    0x3f1f
0.0.0.0      Router    180.0.0.11     180.0.0.11    137  0x80000086    0xc58f
0.0.0.0      Router    180.0.0.12     180.0.0.12    918  0x8000009d    0x4cf3
0.0.0.0      Router    180.0.0.13     180.0.0.13    1401 0x800000a2    0x879c
0.0.0.0      Network   180.0.53.28    180.0.0.28    149  0x80000083    0xe5cd
0.0.0.0      Network   180.0.54.28    180.0.0.28    1259 0x80000083    0xdad7
```

```

0.0.0.0      Summary 180.0.0.15      180.0.0.10      378 0x80000084 0xeba1
0.0.0.0      Summary 180.0.0.15      180.0.0.12      73  0x80000084 0xdfab
0.0.0.0      Summary 180.0.0.18      180.0.0.10      1177 0x80000083 0xcfbf
0.0.0.1      Summary 180.100.25.4    180.0.0.12      208 0x80000091 0x3049
0.0.0.1      AS Summ 180.0.0.8    180.0.0.10      824 0x80000084 0x3d07
0.0.0.1      AS Summ 180.0.0.8    180.0.0.12      1183 0x80000095 0x4bdf
0.0.0.1      AS Summ 180.0.0.9    180.0.0.10      244 0x80000082 0x73cb
n/a          AS Ext  7.1.0.0    180.0.0.23      1312 0x80000083 0x45e7
n/a          AS Ext  7.2.0.0    180.0.0.23      997 0x80000082 0x45e6
n/a          AS Ext  10.20.0.0    180.0.0.23      238 0x80000081 0x2d81
...

```

 No. of LSAs: 339
 =====

A:ALA-A# show router ospf 1 database detail

=====

Rtr Base OSPFv2 Instance 1 Link State Database (type : All) (detail)

Router LSA for Area 0.0.0.0

```

Area Id       : 0.0.0.0           Adv Router Id   : 10.10.10.10
Link State Id : 10.10.10.10 (168430090)
LSA Type      : Router
Sequence No   : 0x80000002        Checksum        : 0xd81
Age           : 594                Length          : 36
Options       : E
Flags         : None                Link Count      : 1
Link Type (1) : Stub Network
Network (1)   : 192.168.0.0        Mask (1)        : 255.255.255.0
No of TOS (1) : 0                  Metric-0 (1)    : 10

```

AS Ext LSA for Network 180.0.0.14

```

Area Id       : N/A                Adv Router Id   : 180.0.0.10
Link State Id : 180.0.0.14          LSA Type        : AS Ext
Sequence No   : 0x80000083        Checksum        : 0xa659
Age           : 2033              Length          : 36
Options       : E
Network Mask   : 255.255.255.255    Fwding Address  : 180.1.6.15
Metric Type    : Type 2            Metric-0        : 4
Ext Route Tag  : 0

```

A:ALA-A# show router ospf database filtered

=====

Rtr Base OSPFv2 Instance 0 Link State Database (filtered)

=====

Type	Area Id	Link State Id	Adv Rtr Id	Filter
Router	0.0.0.0	10.0.0.2	10.0.0.2	
Router	0.0.0.0	10.0.0.2	10.0.0.2	
Summary	0.0.0.0	1.2.3.0	10.0.0.2	
Summary	0.0.0.0	10.0.0.1	10.0.0.2	Export 0.0.0.1
AS Summ	0.0.0.0	10.0.0.1	10.0.0.2	
Router	0.0.0.1	10.0.0.1	10.0.0.1	
Router	0.0.0.1	10.0.0.2	10.0.0.2	
Network	0.0.0.1	1.1.2.2	10.0.0.2	
Summary	0.0.0.1	1.2.3.0	10.0.0.2	Import 0.0.0.1
Summary	0.0.0.1	1.2.4.0	10.0.0.2	Import 0.0.0.1
Summary	0.0.0.1	1.4.6.0	10.0.0.2	Import 0.0.0.1
Summary	0.0.0.1	1.5.6.0	10.0.0.2	Import 0.0.0.1
Summary	0.0.0.2	1.5.6.0	10.0.0.2	
Summary	0.0.0.2	10.0.0.1	10.0.0.2	Export 0.0.0.1

```

Summary 0.0.0.2      10.0.6.0      10.0.0.2
-----
No. of LSAs: 14
No. of Export Filtered LSAs: 2
No. of Import Filtered LSAs: 4
=====
A:ALA-A#

*A:Dut-C>config>router>ospf3# show router ospf3 0 database detail adv-router 10.20.1.3
=====
Rtr Base OSPFv3 Instance 0 Link State Database (type: All) (detail)
=====
Router LSA for Area 0.0.0.1
-----
Area Id           : 0.0.0.1           Adv Router Id    : 10.20.1.3
Link State Id     : 0.0.0.0 (0)
LSA Type          : Router
Sequence No       : 0x80000002        Checksum         : 0x8749
Age               : 343                Length           : 56
Options           : ----R--EV6
Flags             : ASBR
Link Type (1)     : P2P Link           Nbr Rtr ID (1)  : 10.20.1.1
I/F Index (1)     : 2                  Nbr I/F Index (1): 3
Metric (1)        : 100
Link Type (2)     : P2P Link           Nbr Rtr ID (2)  : 10.20.1.6
I/F Index (2)     : 3                  Nbr I/F Index (2): 4
Metric (2)        : 100
-----
IA Pfx LSA for Area 0.0.0.1
-----
Area Id           : 0.0.0.1           Adv Router Id    : 10.20.1.3
Link State Id     : 0.0.0.0 (0)
LSA Type          : IA Pfx
Sequence No       : 0x80000004        Checksum         : 0x285a
Age               : 303                Length           : 192
Ref Ls Type       : 2001               Ref Ls Id        : 0
Ref Adv Rtr       : 10.20.1.3          No of Pfxs       : 8
Prefix (1)        : 3ffe::a14:103/128
Pfx Options (1)   : LA                  Metric (1)       : 0
Prefix (2)        : 3ffe::3300:d00/120
Pfx Options (2)   :                      Metric (2)       : 100
Prefix (3)        : 3ffe::100:d00/120
Pfx Options (3)   :                      Metric (3)       : 100
Prefix (4)        : 3ffe::3300:2400/120
Pfx Options (4)   :                      Metric (4)       : 100
Prefix (5)        : 3ffe::100:2400/120
Pfx Options (5)   :                      Metric (5)       : 100
Prefix (6)        : 3ffe::100:900/120
Pfx Options (6)   :                      Metric (6)       : 200
Prefix (7)        : 3ffe::3300:2103/128
Pfx Options (7)   : LA                  Metric (7)       : 0
Prefix (8)        : 3ffe::100:2103/128
Pfx Options (8)   : LA                  Metric (8)       : 0
-----
Rtr Inf LSA for Area 0.0.0.1
-----
Area Id           : 0.0.0.1           Adv Router Id    : 10.20.1.3
Link State Id     : 0.0.0.0 (0)
LSA Type          : Rtr Inf
Sequence No       : 0x80000002        Checksum         : 0x783a
Age               : 343                Length           : 68
TLV dump:
  
```

```

Capabilities (1) Len 4 :
  0x28000000
SR algorithm (8) Len 2 :
  0x2      0x0
SR label range (9) Len 12 :
  Range-size=1000
  Sub-TLV SID/Label(7) len 3 :
    label=40000
SR Readable label depth capability: 15
non-OSPF Func Capabilities (32768) Len 4 :
  0x80000000
-----
E-Router LSA for Area 0.0.0.1
-----
Area Id      : 0.0.0.1          Adv Router Id   : 10.20.1.3
Link State Id : 0.0.0.0 (0)
LSA Type     : E-Router
Sequence No  : 0x80000004      Checksum        : 0x44a8
Age          : 303             Length          : 88
Options      : ----R--EV6
Flags        : ASBR           Link Count      : 2
Link Type (1) : P2P Link       Nbr Rtr ID (1) : 10.20.1.1
I/F Index (1) : 2              Nbr I/F Index (1) : 3
Metric (1)   : 100
Adj SID (1)  : 524287          Flags (1)       : BVL--
Weight (1)   : 0
Link Type (2) : P2P Link       Nbr Rtr ID (2) : 10.20.1.6
I/F Index (2) : 3              Nbr I/F Index (2) : 4
Metric (2)   : 100
Adj SID (2)  : 524286          Flags (2)       : BVL--
Weight (2)   : 0
-----
E-IA Pfx LSA for Area 0.0.0.1
-----
Area Id      : 0.0.0.1          Adv Router Id   : 10.20.1.3
Link State Id : 0.0.0.0 (0)
LSA Type     : E-IA Pfx
Sequence No  : 0x80000004      Checksum        : 0xb319
Age          : 304             Length          : 140
Ref Ls Type  : a021            Ref Ls Id       : 0
Ref Adv Rtr  : 10.20.1.3      No of Pfxs     : 3
Prefix (1)   : 3ffe::a14:103/128
Pfx Options (1) : N LA        Metric (1)      : 0
Prefix SID (1) : 6            Flags (1)       : NP-----
Algorithm (1) : 0
Prefix (2)   : 3ffe::3300:2103/128
Pfx Options (2) : N LA        Metric (2)      : 0
Prefix (3)   : 3ffe::100:2103/128
Pfx Options (3) : N LA        Metric (3)      : 0
Prefix SID (3) : 0            Flags (3)       : NP-----
Algorithm (3) : 0
-----
AS Ext LSA (0.0.0.2 (2))
-----
Area Id      : N/A             Adv Router Id   : 10.20.1.3
Link State Id : 0.0.0.2 (2)
LSA Type     : AS Ext
Sequence No  : 0x80000001      Checksum        : 0x4775
Age          : 348             Length          : 44
Options      : E
Pfx Options  :
Dest Prefix  : 3ffe::6700:1/128
E2-Metric    : 1
  
```

```

=====
*A:Dut-C>config>router>ospf3# show router ospf3 0 database detail adv-router 10.20.1.6
=====
Rtr Base OSPFv3 Instance 0 Link State Database (type: All) (detail)
=====
-----
Router LSA for Area 0.0.0.1
-----
Area Id       : 0.0.0.1           Adv Router Id  : 10.20.1.6
Link State Id : 0.0.0.0 (0)
LSA Type      : Router
Sequence No   : 0x80000002       Checksum       : 0x2aa3
Age           : 328              Length         : 56
Options       : ---R--EV6
Flags         : ABR ASBR         Link Count     : 2
Link Type (1) : P2P Link         Nbr Rtr ID (1) : 10.20.1.2
I/F Index (1) : 2                Nbr I/F Index (1) : 4
Metric (1)    : 100
Link Type (2) : P2P Link         Nbr Rtr ID (2) : 10.20.1.3
I/F Index (2) : 4                Nbr I/F Index (2) : 3
Metric (2)    : 100
-----
IE Pfx LSA for Area 0.0.0.1
-----
Area Id       : 0.0.0.1           Adv Router Id  : 10.20.1.6
Link State Id : 0.0.0.1 (1)
LSA Type      : IE Pfx
Sequence No   : 0x80000001       Checksum       : 0x45df
Age           : 335              Length         : 44
Pfx Options   :
Dest Prefix   : 3ffe::a14:106/128 Metric          : 0
-----
IE Pfx LSA for Area 0.0.0.1
-----
Area Id       : 0.0.0.1           Adv Router Id  : 10.20.1.6
Link State Id : 0.0.0.3 (3)
LSA Type      : IE Pfx
Sequence No   : 0x80000001       Checksum       : 0xb9b
Age           : 328              Length         : 44
Pfx Options   :
Dest Prefix   : 3ffe::100:3705/128 Metric          : 100
-----
IE Pfx LSA for Area 0.0.0.1
-----
Area Id       : 0.0.0.1           Adv Router Id  : 10.20.1.6
Link State Id : 0.0.0.4 (4)
LSA Type      : IE Pfx
Sequence No   : 0x80000001       Checksum       : 0x83ef
Age           : 328              Length         : 44
Pfx Options   :
Dest Prefix   : 3ffe::3300:3705/128 Metric          : 100
-----
IE Pfx LSA for Area 0.0.0.1
-----
Area Id       : 0.0.0.1           Adv Router Id  : 10.20.1.6
Link State Id : 0.0.0.5 (5)
LSA Type      : IE Pfx
Sequence No   : 0x80000001       Checksum       : 0x5d60
Age           : 328              Length         : 44
Pfx Options   :
Dest Prefix   : 3ffe::a14:105/128 Metric          : 100
-----

```

```

IE Pfx LSA for Area 0.0.0.1
-----
Area Id       : 0.0.0.1           Adv Router Id  : 10.20.1.6
Link State Id : 0.0.0.6 (6)
LSA Type     : IE Pfx
Sequence No  : 0x80000001         Checksum      : 0x1932
Age         : 328                 Length       : 44
Pfx Options  :                   Metric        : 200
Dest Prefix  : 3ffe::100:2c04/128
-----
IE Pfx LSA for Area 0.0.0.1
-----
Area Id       : 0.0.0.1           Adv Router Id  : 10.20.1.6
Link State Id : 0.0.0.8 (8)
LSA Type     : IE Pfx
Sequence No  : 0x80000001         Checksum      : 0x878f
Age         : 328                 Length       : 44
Pfx Options  :                   Metric        : 200
Dest Prefix  : 3ffe::3300:2c04/128
-----
IE Pfx LSA for Area 0.0.0.1
-----
Area Id       : 0.0.0.1           Adv Router Id  : 10.20.1.6
Link State Id : 0.0.0.9 (9)
LSA Type     : IE Pfx
Sequence No  : 0x80000001         Checksum      : 0x75e0
Age         : 328                 Length       : 44
Pfx Options  :                   Metric        : 200
Dest Prefix  : 3ffe::a14:104/128
-----
IE Pfx LSA for Area 0.0.0.1
-----
Area Id       : 0.0.0.1           Adv Router Id  : 10.20.1.6
Link State Id : 0.0.0.10 (10)
LSA Type     : IE Pfx
Sequence No  : 0x80000001        Checksum      : 0xdcde
Age         : 328                 Length       : 44
Pfx Options  :                   Metric        : 100
Dest Prefix  : 3ffe::a14:102/128
-----
IE Pfx LSA for Area 0.0.0.1
-----
Area Id       : 0.0.0.1           Adv Router Id  : 10.20.1.6
Link State Id : 0.0.0.12 (12)
LSA Type     : IE Pfx
Sequence No  : 0x80000001        Checksum      : 0xc86a
Age         : 328                 Length       : 44
Pfx Options  :                   Metric        : 200
Dest Prefix  : 3ffe::3300:1800/120
-----
IE Pfx LSA for Area 0.0.0.1
-----
Area Id       : 0.0.0.1           Adv Router Id  : 10.20.1.6
Link State Id : 0.0.0.13 (13)
LSA Type     : IE Pfx
Sequence No  : 0x80000001        Checksum      : 0x3c28
Age         : 328                 Length       : 44
Pfx Options  :                   Metric        : 200
Dest Prefix  : 3ffe::100:1800/120
-----
IE Pfx LSA for Area 0.0.0.1
-----
Area Id       : 0.0.0.1           Adv Router Id  : 10.20.1.6
Link State Id : 0.0.0.14 (14)
  
```

```

LSA Type      : IE Pfx
Sequence No   : 0x80000001      Checksum      : 0x8c07
Age           : 328              Length        : 44
Pfx Options   :                  Metric         : 100
Dest Prefix   : 3ffe::3300:1a00/120
-----
IE Pfx LSA for Area 0.0.0.1
-----
Area Id       : 0.0.0.1          Adv Router Id : 10.20.1.6
Link State Id : 0.0.0.15 (15)
LSA Type      : IE Pfx
Sequence No   : 0x80000001      Checksum      : 0xffc4
Age           : 328              Length        : 44
Pfx Options   :                  Metric         : 100
Dest Prefix   : 3ffe::100:1a00/120
-----
IE Pfx LSA for Area 0.0.0.1
-----
Area Id       : 0.0.0.1          Adv Router Id : 10.20.1.6
Link State Id : 0.0.0.16 (16)
LSA Type      : IE Pfx
Sequence No   : 0x80000001      Checksum      : 0xaf6a
Age           : 328              Length        : 44
Pfx Options   :                  Metric         : 200
Dest Prefix   : 3ffe::3300:2d00/120
-----
IE Pfx LSA for Area 0.0.0.1
-----
Area Id       : 0.0.0.1          Adv Router Id : 10.20.1.6
Link State Id : 0.0.0.17 (17)
LSA Type      : IE Pfx
Sequence No   : 0x80000001      Checksum      : 0x2328
Age           : 328              Length        : 44
Pfx Options   :                  Metric         : 200
Dest Prefix   : 3ffe::100:2d00/120
-----
IE Pfx LSA for Area 0.0.0.1
-----
Area Id       : 0.0.0.1          Adv Router Id : 10.20.1.6
Link State Id : 0.0.0.18 (18)
LSA Type      : IE Pfx
Sequence No   : 0x80000001      Checksum      : 0x551c
Age           : 328              Length        : 44
Pfx Options   :                  Metric         : 100
Dest Prefix   : 3ffe::3300:3800/120
-----
IE Pfx LSA for Area 0.0.0.1
-----
Area Id       : 0.0.0.1          Adv Router Id : 10.20.1.6
Link State Id : 0.0.0.19 (19)
LSA Type      : IE Pfx
Sequence No   : 0x80000001      Checksum      : 0xc8d9
Age           : 328              Length        : 44
Pfx Options   :                  Metric         : 100
Dest Prefix   : 3ffe::100:3800/120
-----
IE Rtr LSA for Area 0.0.0.1
-----
Area Id       : 0.0.0.1          Adv Router Id : 10.20.1.6
Link State Id : 10.20.1.2 (169083138)
LSA Type      : IE Rtr
Sequence No   : 0x80000001      Checksum      : 0xcf8b
Age           : 328              Length        : 32
Options      : ----R--EV6      Metric         : 100
  
```



```

ASB Rtr Id      : 10.20.1.2
-----
IE Rtr LSA for Area 0.0.0.1
-----
Area Id        : 0.0.0.1          Adv Router Id   : 10.20.1.6
Link State Id   : 10.20.1.4 (169083140)
LSA Type       : IE Rtr
Sequence No    : 0x80000001      Checksum        : 0xc32f
Age            : 328              Length          : 32
Options        : ----R--EV6      Metric          : 200
ASB Rtr Id     : 10.20.1.4
-----
IE Rtr LSA for Area 0.0.0.1
-----
Area Id        : 0.0.0.1          Adv Router Id   : 10.20.1.6
Link State Id   : 10.20.1.5 (169083141)
LSA Type       : IE Rtr
Sequence No    : 0x80000001      Checksum        : 0xdb79
Age            : 328              Length          : 32
Options        : ----R--EV6      Metric          : 100
ASB Rtr Id     : 10.20.1.5
-----
IA Pfx LSA for Area 0.0.0.1
-----
Area Id        : 0.0.0.1          Adv Router Id   : 10.20.1.6
Link State Id   : 0.0.0.0 (0)
LSA Type       : IA Pfx
Sequence No    : 0x80000003      Checksum        : 0xb8c1
Age            : 293              Length          : 112
Ref Ls Type    : 2001             Ref Ls Id       : 0
Ref Adv Rtr    : 10.20.1.6        No of Pfxs     : 4
Prefix (1)     : 3ffe::3300:2400/120
Pfx Options (1) :                   Metric (1)      : 100
Prefix (2)     : 3ffe::100:2400/120
Pfx Options (2) :                   Metric (2)      : 100
Prefix (3)     : 3ffe::3300:4206/128
Pfx Options (3) : LA              Metric (3)      : 0
Prefix (4)     : 3ffe::100:4206/128
Pfx Options (4) : LA              Metric (4)      : 0
-----
Rtr Inf LSA for Area 0.0.0.1
-----
Area Id        : 0.0.0.1          Adv Router Id   : 10.20.1.6
Link State Id   : 0.0.0.0 (0)
LSA Type       : Rtr Inf
Sequence No    : 0x80000002      Checksum        : 0x4abf
Age            : 329              Length          : 68
TLV dump:
  Capabilities (1) Len 4 :
    0x28000000
  SR algorithm (8) Len 2 :
    0x2      0x0
  SR label range (9) Len 12 :
    Range-size=1000
    Sub-TLV SID/label(7) len 3 :
      label=70000
  SR Readable label depth capability: 15
  non-OSPF Func Capabilities (32768) Len 4 :
    0x80000000
-----
E-Router LSA for Area 0.0.0.1
-----
Area Id        : 0.0.0.1          Adv Router Id   : 10.20.1.6
Link State Id   : 0.0.0.0 (0)
  
```

```

LSA Type      : E-Router
Sequence No   : 0x80000003      Checksum      : 0xdf0f
Age          : 293              Length        : 88
Options      : ----R--EV6
Flags        : ABR ASBR        Link Count    : 2
Link Type (1) : P2P Link       Nbr Rtr ID (1) : 10.20.1.2
I/F Index (1) : 2              Nbr I/F Index (1) : 4
Metric (1)   : 100
Adj SID (1)  : 524285          Flags (1)     : BVL--
                                           Weight (1)    : 0
Link Type (2) : P2P Link       Nbr Rtr ID (2) : 10.20.1.3
I/F Index (2) : 4              Nbr I/F Index (2) : 3
Metric (2)   : 100
Adj SID (2)  : 524284          Flags (2)     : BVL--
                                           Weight (2)    : 0
  
```

 E-IE Pfx LSA for Area 0.0.0.1

```

Area Id       : 0.0.0.1          Adv Router Id  : 10.20.1.6
Link State Id : 0.0.0.2 (2)
LSA Type      : E-IE Pfx
Sequence No   : 0x80000001      Checksum      : 0xf5de
Age          : 334              Length        : 60
Pfx Options   : N LA            Metric        : 0
Dest Prefix   : 3ffe::a14:106/128
Prefix SID    : 9                Flags         : NP-----
                                           Algorithm    : 0
  
```

 E-IE Pfx LSA for Area 0.0.0.1

```

Area Id       : 0.0.0.1          Adv Router Id  : 10.20.1.6
Link State Id : 0.0.0.7 (7)
LSA Type      : E-IE Pfx
Sequence No   : 0x80000001      Checksum      : 0xb351
Age          : 328              Length        : 60
Pfx Options   : N                Metric        : 200
Dest Prefix   : 3ffe::100:2c04/128
Prefix SID    : 1                Flags         : NP-----
                                           Algorithm    : 0
  
```

 E-IE Pfx LSA for Area 0.0.0.1

```

Area Id       : 0.0.0.1          Adv Router Id  : 10.20.1.6
Link State Id : 0.0.0.11 (11)
LSA Type      : E-IE Pfx
Sequence No   : 0x80000001      Checksum      : 0x4b20
Age          : 328              Length        : 60
Pfx Options   : N                Metric        : 100
Dest Prefix   : 3ffe::a14:102/128
Prefix SID    : 11              Flags         : NP-----
                                           Algorithm    : 0
  
```

 E-IE Pfx LSA for Area 0.0.0.1

```

Area Id       : 0.0.0.1          Adv Router Id  : 10.20.1.6
Link State Id : 0.0.0.20 (20)
LSA Type      : E-IE Pfx
Sequence No   : 0x80000001      Checksum      : 0xcd81
Age          : 328              Length        : 60
Pfx Options   : N                Metric        : 100
Dest Prefix   : 3ffe::100:3705/128
Prefix SID    : 2                Flags         : NP-----
                                           Algorithm    : 0
  
```

```

E-IE Pfx LSA for Area 0.0.0.1
-----
Area Id       : 0.0.0.1           Adv Router Id  : 10.20.1.6
Link State Id : 0.0.0.21 (21)
LSA Type      : E-IE Pfx
Sequence No   : 0x80000001       Checksum       : 0xc29e
Age           : 328              Length         : 60
Pfx Options   : N               Metric         : 100
Dest Prefix   : 3ffe::a14:105/128
Prefix SID    : 8               Flags          : NP-----
                                      Algorithm        : 0
-----
E-IE Pfx LSA for Area 0.0.0.1
-----
Area Id       : 0.0.0.1           Adv Router Id  : 10.20.1.6
Link State Id : 0.0.0.22 (22)
LSA Type      : E-IE Pfx
Sequence No   : 0x80000001       Checksum       : 0x5ca1
Age           : 328              Length         : 60
Pfx Options   : N               Metric         : 200
Dest Prefix   : 3ffe::a14:104/128
Prefix SID    : 7               Flags          : NP-----
                                      Algorithm        : 0
-----
E-IA Pfx LSA for Area 0.0.0.1
-----
Area Id       : 0.0.0.1           Adv Router Id  : 10.20.1.6
Link State Id : 0.0.0.0 (0)
LSA Type      : E-IA Pfx
Sequence No   : 0x80000002       Checksum       : 0x54d0
Age           : 293              Length         : 100
Ref Ls Type   : a021             Ref Ls Id      : 0
Ref Adv Rtr   : 10.20.1.6       No of Pfxs     : 2
Prefix (1)    : 3ffe::3300:4206/128
Pfx Options (1) : N LA          Metric (1)     : 0
Prefix (2)    : 3ffe::100:4206/128
Pfx Options (2) : N LA          Metric (2)     : 0
Prefix SID (2) : 3              Flags (2)      : NP-----
                                      Algorithm (2)  : 0
=====
  
```

database

Syntax

database [purge]

Context

[\[Tree\]](#) (clear>router>ospf database)

[\[Tree\]](#) (clear>router>ospf3 database)

Full Context

clear router ospf database

clear router ospf3 database

Description

This command clears all LSAs received from other nodes, sets all adjacencies other than two-way to one-way, and refreshes all self-originated LSAs.

Parameters

purge

Clears all self-originated LSAs and re-originates all self-originated LSAs.

Platforms

All

database

Syntax

database [**peer** *ipv6-address*] [**detail**]

database [**peer** *ipv6-address*] **detail** [**qos**]

database *ipv6-address*[/*prefix-length*] [**longer**] [**peer** *ipv6-address*] [**detail**]

database *ipv6-address*[/*prefix-length*] [**longer**] [**peer** *ipv6-address*] **detail** [**qos**]

Context

[\[Tree\]](#) (show>router>ripng database)

Full Context

show router ripng database

Description

This command displays the routes in the RIPng database.

Parameters

ipv6-address

Specifies the RIPng IPv6 address.

Values

ipv6-address: x:x:x:x:x:x:x [-interface]

x:x:x:x:x:d.d.d.d [-interface]

x: [0..FFFF]H

d: [0..255]D

interface — link local addresses up to 32 characters

prefix-length

The IP prefix in dotted decimal notation for the range used by the ABR to advertise that summarizes the area into another area.

- Values** ipv6-prefix:
- x:x:x:x:x:x:x (eight 16-bit pieces)
 - x:x:x:x:x:d.d.d.d
 - x: [0 to FFFF]H
 - d: [0 to 255]D
- prefix-length: 0 to 128

detail

Displays detailed information.

qos

Displays QoS information.

longer

Displays more detailed information.

Platforms

All

Output

The following are examples of router RIPng database information.

Sample Output

```
*A:Dut-C>config>router>if# show router ripng database
=====
RIP-NG Route Database
=====
Destination                               Interface
Peer                                       Metric TTL Valid
-----
3ffe::10:10:3:0/120                       one
  fe80::6629:ffff:fe00:0                   1     4   Yes
3ffe::10:10:3:0/120                       two
  fe80::6629:ffff:fe00:0                   1     3   Yes
3ffe::10:10:3:0/120                       three
  fe80::6629:ffff:fe00:0                   1     4   Yes
3ffe::10:10:3:0/120                       four
  fe80::6629:ffff:fe00:0                   1     4   Yes
3ffe::10:10:12:0/120                      one
  fe80::6629:ffff:fe00:0                   1     4   Yes
3ffe::10:10:12:0/120                      two
  fe80::6629:ffff:fe00:0                   1     3   Yes
3ffe::10:10:12:0/120                      three
  fe80::6629:ffff:fe00:0                   1     4   Yes
3ffe::10:10:12:0/120                      four
  fe80::6629:ffff:fe00:0                   1     4   Yes
3ffe::10:10:103:0/120                     one
  fe80::6629:ffff:fe00:0                   1     4   Yes
3ffe::10:10:103:0/120                     two
  fe80::6629:ffff:fe00:0                   1     3   Yes
3ffe::10:10:103:0/120                     three
```

```

fe80::6629:ffff:fe00:0          1      4  Yes
3ffe::10:10:103:0/120          four
fe80::6629:ffff:fe00:0          1      4  Yes
3ffe::10:10:112:0/120          one
fe80::6629:ffff:fe00:0          1      4  Yes
3ffe::10:10:112:0/120          two
fe80::6629:ffff:fe00:0          1      3  Yes
3ffe::10:10:112:0/120          three
fe80::6629:ffff:fe00:0          1      4  Yes
3ffe::10:10:112:0/120          four
fe80::6629:ffff:fe00:0          1      4  Yes
3ffe::10:20:1:2/128            one
fe80::6629:ffff:fe00:0          1      4  Yes
3ffe::10:20:1:2/128            two
fe80::6629:ffff:fe00:0          1      4  Yes
3ffe::10:20:1:2/128            three
fe80::6629:ffff:fe00:0          1      4  Yes
3ffe::10:20:1:2/128            four
fe80::6629:ffff:fe00:0          1      3  Yes
-----
No. of Routes: 20
=====
show router ripng database [peer <ipv6-address>]

*A:Dut-C>config>router>if# show router ripng database peer fe80::6629:ffff:fe00:0
=====
RIP-NG Route Database
=====
Destination                               Interface
Peer                                       Metric TTL Valid
-----
3ffe::10:10:3:0/120                       one
fe80::6629:ffff:fe00:0                     1      4  Yes
3ffe::10:10:3:0/120                       two
fe80::6629:ffff:fe00:0                     1      4  Yes
3ffe::10:10:3:0/120                       three
fe80::6629:ffff:fe00:0                     1      4  Yes
3ffe::10:10:3:0/120                       four
fe80::6629:ffff:fe00:0                     1      4  Yes
3ffe::10:10:12:0/120                      one
fe80::6629:ffff:fe00:0                     1      4  Yes
3ffe::10:10:12:0/120                      two
fe80::6629:ffff:fe00:0                     1      4  Yes
3ffe::10:10:12:0/120                      three
fe80::6629:ffff:fe00:0                     1      4  Yes
3ffe::10:10:12:0/120                      four
fe80::6629:ffff:fe00:0                     1      4  Yes
3ffe::10:10:103:0/120                     one
fe80::6629:ffff:fe00:0                     1      4  Yes
3ffe::10:10:103:0/120                     two
fe80::6629:ffff:fe00:0                     1      4  Yes
3ffe::10:10:103:0/120                     three
fe80::6629:ffff:fe00:0                     1      4  Yes
3ffe::10:10:103:0/120                     four
fe80::6629:ffff:fe00:0                     1      4  Yes
3ffe::10:10:112:0/120                     one
fe80::6629:ffff:fe00:0                     1      4  Yes
3ffe::10:10:112:0/120                     two
fe80::6629:ffff:fe00:0                     1      4  Yes
3ffe::10:10:112:0/120                     three
fe80::6629:ffff:fe00:0                     1      4  Yes
3ffe::10:10:112:0/120                     four
fe80::6629:ffff:fe00:0                     1      4  Yes
3ffe::10:20:1:2/128                      one

```

```

    fe80::6629:ffff:fe00:0          1      4    Yes
3ffe::10:20:1:2/128              two
    fe80::6629:ffff:fe00:0          1      3    Yes
3ffe::10:20:1:2/128              three
    fe80::6629:ffff:fe00:0          1      4    Yes
3ffe::10:20:1:2/128              four
    fe80::6629:ffff:fe00:0          1      4    Yes
-----
No. of Routes: 20
=====
show router ripng database [peer <ipv6-address>] detail

*A:DutC>config>router>if# show router ripng database peer fe80::6629:ffff:fe00:0 detail
=====
RIP-NG Route Database (Detail)
=====
Destination : 3ffe::10:10:3:0/120      Metric      : 1
Interface   : one                      TTL         : 4
Next Hop    : ::                       Tag         : 0
Peer        : fe80::6629:ffff:fe00:0  Valid       : Yes

Destination : 3ffe::10:10:3:0/120      Metric      : 1
Interface   : two                      TTL         : 3
Next Hop    : ::                       Tag         : 0
Peer        : fe80::6629:ffff:fe00:0  Valid       : Yes

Destination : 3ffe::10:10:3:0/120      Metric      : 1
Interface   : three                    TTL         : 3
Next Hop    : ::                       Tag         : 0
Peer        : fe80::6629:ffff:fe00:0  Valid       : Yes

Destination : 3ffe::10:10:3:0/120      Metric      : 1
Interface   : four                     TTL         : 3
Next Hop    : ::                       Tag         : 0
Peer        : fe80::6629:ffff:fe00:0  Valid       : Yes

Destination : 3ffe::10:10:12:0/120     Metric      : 1
Interface   : one                      TTL         : 4
Next Hop    : ::                       Tag         : 0
Peer        : fe80::6629:ffff:fe00:0  Valid       : Yes

Destination : 3ffe::10:10:12:0/120     Metric      : 1
Interface   : two                      TTL         : 3
Next Hop    : ::                       Tag         : 0
Peer        : fe80::6629:ffff:fe00:0  Valid       : Yes

Destination : 3ffe::10:10:12:0/120     Metric      : 1
Interface   : three                    TTL         : 3
Next Hop    : ::                       Tag         : 0
Peer        : fe80::6629:ffff:fe00:0  Valid       : Yes

Destination : 3ffe::10:10:12:0/120     Metric      : 1
Interface   : four                     TTL         : 4
Next Hop    : ::                       Tag         : 0
Peer        : fe80::6629:ffff:fe00:0  Valid       : Yes

Destination : 3ffe::10:10:103:0/120    Metric      : 1
Interface   : one                      TTL         : 4
Next Hop    : ::                       Tag         : 0
Peer        : fe80::6629:ffff:fe00:0  Valid       : Yes

Destination : 3ffe::10:10:103:0/120    Metric      : 1
Interface   : two                      TTL         : 4
Next Hop    : ::                       Tag         : 0

```

```

Peer      : fe80::6629:ffff:fe00:0      Valid      : Yes
Destination : 3ffe::10:10:103:0/120    Metric     : 1
Interface  : three                      TTL        : 4
Next Hop   : ::                          Tag        : 0
Peer      : fe80::6629:ffff:fe00:0      Valid      : Yes

Destination : 3ffe::10:10:103:0/120    Metric     : 1
Interface  : four                      TTL        : 4
Next Hop   : ::                          Tag        : 0
Peer      : fe80::6629:ffff:fe00:0      Valid      : Yes

Destination : 3ffe::10:10:112:0/120    Metric     : 1
Interface  : one                       TTL        : 4
Next Hop   : ::                          Tag        : 0
Peer      : fe80::6629:ffff:fe00:0      Valid      : Yes

Destination : 3ffe::10:10:112:0/120    Metric     : 1
Interface  : two                       TTL        : 4
Next Hop   : ::                          Tag        : 0
Peer      : fe80::6629:ffff:fe00:0      Valid      : Yes

Destination : 3ffe::10:10:112:0/120    Metric     : 1
Interface  : three                     TTL        : 4
Next Hop   : ::                          Tag        : 0
Peer      : fe80::6629:ffff:fe00:0      Valid      : Yes

Destination : 3ffe::10:10:112:0/120    Metric     : 1
Interface  : four                     TTL        : 4
Next Hop   : ::                          Tag        : 0
Peer      : fe80::6629:ffff:fe00:0      Valid      : Yes

Destination : 3ffe::10:20:1:2/128      Metric     : 1
Interface  : one                       TTL        : 4
Next Hop   : ::                          Tag        : 0
Peer      : fe80::6629:ffff:fe00:0      Valid      : Yes

Destination : 3ffe::10:20:1:2/128      Metric     : 1
Interface  : two                       TTL        : 3
Next Hop   : ::                          Tag        : 0
Peer      : fe80::6629:ffff:fe00:0      Valid      : Yes

Destination : 3ffe::10:20:1:2/128      Metric     : 1
Interface  : three                     TTL        : 4
Next Hop   : ::                          Tag        : 0
Peer      : fe80::6629:ffff:fe00:0      Valid      : Yes

Destination : 3ffe::10:20:1:2/128      Metric     : 1
Interface  : four                     TTL        : 4
Next Hop   : ::                          Tag        : 0
Peer      : fe80::6629:ffff:fe00:0      Valid      : Yes
  
```

```

=====
show router ripng database <ipv6-address[/prefix-length]>
*A:Dut-C>config-router>if# show router ripng database 3ffe::10:20:1:2/128
=====
  
```

RIP-NG Route Database

```

=====
Destination                                Interface
Peer                                       Metric TTL Valid
-----
3ffe::10:20:1:2/128                       one
  fe80::6629:ffff:fe00:0                   1     4   Yes
3ffe::10:20:1:2/128                       two
  
```


fe80::6629:ffff:fe00:0	1	4	Yes
3ffe::10:20:1:2/128	three		
fe80::6629:ffff:fe00:0	1	4	Yes
3ffe::10:20:1:2/128	four		
fe80::6629:ffff:fe00:0	1	3	Yes

No. of Routes: 4			
=====			

database

Syntax

database

Context

[\[Tree\]](#) (clear>router>ripng database)

Full Context

clear router ripng database

Description

This command flushes all routes in the RIPng database.

Platforms

All

database

Syntax

database [bsl [256..1024]] subdomain-id [0..255]

Context

[\[Tree\]](#) (clear>router>bier database)

Full Context

clear router bier database

Description

This command clears the BIER database.

Platforms

All

database

Syntax

database [*system-id*]

Context

[\[Tree\]](#) (clear>service>id>spb database)

Full Context

clear service id spb database

Description

This command clears and resets the Shortest Path Bridging (SPB)database.

Parameters

system-id

Specifies the system ID. When the system ID is entered, only the specified entries are removed from the IS-IS adjacency database.

Values 6-octet system identifier (xxxx.xxxx.xxxx)

Platforms

All

8.7 datapath

datapath

Syntax

datapath *port-id* [**mac** *mac-chip-number*] [**fp** *fp-number*] [**detail**]

Context

[\[Tree\]](#) (show datapath)

Full Context

show datapath

Description

This command displays the datapath mapping for the specified card, MDA, FP, MAC, connector, and port combinations. Fully qualified port identifiers are displayed for ports when the **detail** or **port** parameters are specified.

This command is supported on FP4-based hardware only.

Parameters

port-id

Specifies the port ID.

slot

Specifies the slot number of the card in the chassis to display. The maximum slot number is platform dependent. See the *Installation Guides* for more information.

Values 1 to 10

mda

Specifies the MDA number in the slot to display. This is an integer value relative to the card.

Values 1 to 2

xiom

Specifies the XIOM number in the slot to display.

Values x1

connector

Specifies the connector number to display. This is an integer value relative to the MDA.

Values c1 to c54

port

Specifies the connector port number to display. The full port identifier is displayed. This is an integer value relative to the connector.

Values 1 to 10

fp-number

Specifies the FP number to display. This is an integer value relative to the card.

Values 1 to 8

mac-chip-number

Specifies the MAC number to display. This is an integer value relative to the MDA.

Values 1 to 12

detail

Displays the full port identifiers for all ports with configured connectors.

Platforms

All

Output

The following output is an example of the **show datapath** command.

Sample Output:

```
*A:PE# show datapath 1/2/c1/1
```

Card	MDA	FP	MAC Chip Num	Connector	Ports
1	2	1	1	c1	1/2/c1/1

```
*A:PE# show datapath 1/2 fp 1
```

Card	MDA	FP	MAC Chip Num	Connector	Ports
1	2	1	1	c1	
1	2	1	1	c2	
1	2	1	1	c3	
1	2	1	1	c4	
1	2	1	1	c5	
1	2	1	1	c6	

```
*A:PE# show datapath 1/2 mac 1 detail
```

Card	MDA	FP	MAC Chip Num	Connector	Ports
1	2	1	1	c1	1/2/c1/1
1	2	1	1	c2	1/2/c2/1
1	2	1	1	c3	1/2/c3/1
1	2	1	1	c4	1/2/c4/1
1	2	1	1	c5	1/2/c5/1
1	2	1	1	c6	1/2/c6/1

```
*A:PE#
```

```
A:Dut-F# show datapath 1
```

Card	[XIOM/]MDA	FP	MAC Chip Num	Connector	Port
1	x1/1	1	1	c1	
1	x1/1	1	1	c2	
1	x1/1	1	1	c3	
1	x1/1	1	1	c4	
1	x1/1	1	1	c5	
1	x1/1	1	1	c6	
1	x1/1	1	2	c7	
1	x1/1	1	2	c8	
1	x1/1	1	2	c9	
1	x1/1	1	2	c10	
1	x1/1	1	2	c11	

8.8 datastore-locks

datastore-locks

Syntax

datastore-locks [detail]

Context

[\[Tree\]](#) (show>system>management-interface datastore-locks)

Full Context

show system management-interface datastore-locks

Description

This command displays datastore locks information.

Parameters

detail

Displays session-specific information.

Platforms

All

Output

The following is an example of detail datastore locks information for all datastores. [Table 102: Datastore-locks Output Fields](#) describes the output fields.

Sample Output

```
[ ]
A:admin@node-1# show system management-interface datastore-locks detail
=====
Session ID  Region          Datastore          Lock State
Username    Session Mode      Idle Time
Session Type From
-----
6           configure       Candidate          Unlocked
admin       Global          0d 00:00:09
MD-CLI (1) Console
-----
Number of sessions: 1
'#' indicates the current active session
'(n)' indicates the number of internal sessions
=====
```

Table 102: Datastore-locks Output Fields

Label	Description
Session ID	The session ID.
Region	The region or scope that the datastore belongs to.

Label	Description
Datastore	Datastores that can be locked. For example: Running and Candidate.
Lock State	Locked — Indicates the session is in a locked state. Unlocked — Indicates the session is in an unlocked state.
Username	The name of the user.
Session Mode	Global — A shared session. Exclusive — An exclusive session.
Idle Time	The idle time of the session.
Session Type	NETCONF — Indicates a NETCONF session is running. MD-CLI — Indicates an MD-CLI session is running. gRPC — Indicates a gRPC session is running. SNMP — Indicates an SNMP session is running. Classic CLI — Indicates a classic CLI session is running. System — Indicates a system (EHS or CRON) session is running.
From	The originating IP address.

8.9 debounce

debounce

Syntax

debounce peer *ip-address* ring *sync-tag*

Context

[\[Tree\]](#) (clear>redundancy>multi-chassis>mcr debounce)

Full Context

clear redundancy multi-chassis mc-ring debounce

Description

This command clears multi-chassis ring operational state debounce history.

Parameters

ip-address

Clears debounce history for the specified IP address.

- Values**
- ipv4-address: a.b.c.d
 - ipv6-address:
 - x:x:x:x:x:x:x (eight 16-bit pieces)
 - x:x:x:x:x:d.d.d.d
 - x – [0 to FFFF] H
 - d – [0 to 255] D

sync-tag

Clears debounce history for the specified sync tag.

Platforms

All

8.10 debug

debug

Syntax

debug [*application*]

Context

[\[Tree\]](#) (show debug)

Full Context

show debug

Description

This command displays set debug points.



Note:

This command is not available in the MD-CLI. Use the MD-CLI **admin show configuration debug** command or the **info** command in the debug configuration region.

Parameters

application

Display which debug points have been set.

- Values**
- aaa, application-assurance, atm, bgp, bier, call-trace, certificate, cisco-hdlc, diameter, dynamic-services, eth-cfm, ethernet, filter, frame-relay, gmpls, gtp, igmp, ip, ipsec, isis, l2tp, lag, ldp, lmp, local-dhcp-server, mcast-management, mirror, mld, mpls, msdp, mtrace, mtrace2, nat,

oam, open-flow, ospf, ospf3, pcep, pcp, pim, ppp, python, radius,
 radius-proxy, rip, ripng, rpki, rsvp, service, snmp, srrp, subscriber-
 mgmt, system, upnp, vrrp, wlan-gw, wpp

Platforms

All

Output

The following shows an example of debug output.

Sample Output

```
*A:EsrC# show debug
debug
  mirror-source 100
    subscriber "user1" ingress
    subscriber "user2" fc be h2 h1 nc egress
    subscriber "user3" ingress egress
    subscriber "user4" sap 1/1/2:1 fc af ef nc ingress
    subscriber "user5" sap 1/1/2:1 egress
    subscriber "user6" sap 1/1/2:1 fc be l2 af h2 ef nc ingress egress
    subscriber "user7" sap 1/1/2:1 ip 1.1.0.7 fc l1 h2 ingress
    subscriber "user8" sap 1/1/2:1 ip 1.1.0.8 fc af l1 h2 ef nc egress
    subscriber "user9" sap 1/1/2:1 ip 1.1.0.9 ingress egress
    subscriber "user10" sap 1/1/
2:1 mac 00:00:01:00:00:01 fc be l2 l1 h1 nc ingress
    subscriber "user11" sap 1/1/
2:1 mac 00:00:01:00:00:02 fc be l1 h2 ef h1 egress
    subscriber "user12" sap 1/1/
2:1 mac 00:00:01:00:00:03 fc be ef ingress egress
    subscriber "user13" sap 1/1/
2:1 ip 1.1.0.13 mac 00:00:01:00:00:01 fc be ef h1 ingress
    subscriber "user14" sap 1/1/2:1 ip 1.1.0.14 mac 00:00:01:00:00:02 egress
    subscriber "user15" sap 1/1/
2:1 ip 1.1.0.15 mac 00:00:01:00:00:03 fc af l1 ef nc ingress egress
    subscriber "user16" sla-profile "sla1" ingress
    subscriber "user17" sla-profile "sla2" egress
    subscriber "user18" sla-profile "sla3" fc be af h2 ingress egress
    no shutdown
  exit
exit
*A:EsrC#

*A:alul# show debug
debug
  mirror-source 101
    port 1/1/1 ingress
    no shutdown
  exit
  mirror-source 102
    port 1/1/3 egress
    no shutdown
  exit
exit
*A:alul#
```


debug

Syntax

debug

Context

[\[Tree\]](#) (tools>dump debug)

Full Context

tools dump debug

Description

Commands in this context dump debug information.

Platforms

7450 ESS, 7750 SR, 7750 SR-a, 7750 SR-e, 7750 SR-s, VSR

8.11 debug-packet

debug-packet

Syntax

debug-packet [clear]

Context

[\[Tree\]](#) (tools>dump>eth-cfm debug-packet)

Full Context

tools dump eth-cfm debug-packet

Description

This command displays and optionally clears the counters representing the number of CFM PDUs that matched the debug criteria but were not passed to the debug logger. This situation is caused by a full message queue.

Parameters

clear

Clears the current counters.

Platforms

7450 ESS, 7750 SR, 7750 SR-a, 7750 SR-e, 7750 SR-s, 7950 XRS

Output

The following output is an example of CFM-PDU information.

Sample Output

```
tools dump eth-cfm debug-packet
=====
ETH-CFM Debug Logging Message Queue Statistics
=====
Rx Debug Exceptions      : 0
Tx Debug Exceptions      : 0
=====
```

8.12 declined-addresses

declined-addresses

Syntax

declined-addresses *ip-address*[/*mask*] [**detail**]

declined-addresses pool *pool-name*

Context

[\[Tree\]](#) (show>router>dhcp>server declined-addresses)

Full Context

show router dhcp local-dhcp-server declined-addresses

Description

This command display information about declined addresses.

Parameters

pool-name

Specifies a DHCP pool name on the router.

ip-address

Specifies the IP address of the DNS server. This address must be unique within the subnet and specified in dotted decimal notation. Allowed values are IP addresses in the range 1.0.0.0 – 223.255.255.255 (with support of /31 subnets).

detail

Displays detailed information.

Platforms

7450 ESS, 7750 SR, 7750 SR-a, 7750 SR-e, 7750 SR-s, VSR

Output

The following output is an example of declined address information

Sample Output

```
*A:ALA-48>show>router>dhcp>server# declined-addresses pool test
=====
Declined addresses for server test Base
=====
  Pool                Subnet          IP Address
  PPpoe User Name    Time           MAC Address    Type
  Option 82 Circuit ID
  -----
  No Matching Entries
  =====
*A:ALA-48>show>router>dhcp>server#
```

[Table 103: Declined Address Pool Field Descriptions](#) describes declined address pool output fields.

Table 103: Declined Address Pool Field Descriptions

Field	Description
Pool	The name of the IP address pool
Subnet	The subnet address
IP Address	The declined IP address
Time	The creation time of this entry
MAC Address	The declined MAC address
Type	The type of declined address
PPPoE User Name	The name of the PPPoE user name
Option 82 Circuit ID	The declined circuit ID from the Option 82

declined-addresses

Syntax

declined-addresses *ip-address*[/*mask*]

declined-addresses pool *pool-name*

Context

[\[Tree\]](#) (clear>router>dhcp>server declined-addresses)

Full Context

clear router dhcp local-dhcp-server declined-addresses

Description

This command clears declined DHCP addresses.

Parameters

pool-name

Clears information about the declined pool name.

ip-address[/mask]

Clears information about the declined IP address and mask.

Platforms

7450 ESS, 7750 SR, 7750 SR-a, 7750 SR-e, 7750 SR-s, VSR

8.13 default-domain

default-domain

Syntax

```
default-domain [bridge-identifier bridge-id] [vlan vlan-id] [system-settings]
```

Context

[\[Tree\]](#) (show>eth-cfm default-domain)

Full Context

```
show eth-cfm default-domain
```

Description

This command displays per-MIP index (**bridge-identifier** and **vlan**) configuration as entered under the **default-domain** entries.

Parameters

bridge-id

The bridge identifier related to the MIP. This is equivalent to the *service-id*.

Values 1 to 2147483647

vlan-id

The VLAN ID matching the primary VLAN, or "none" if **primary-vlan-enable** is not configured.

Values 1 to 4094, none

system-settings

Specifies the system settings.

Platforms

7450 ESS, 7750 SR, 7750 SR-a, 7750 SR-e, 7750 SR-s, 7950 XRS

Output

The following is an example of default domain information.

[Table 104: ETH-CFM Default Domain Field Descriptions](#) describes the show default domain command output fields.

Sample Output

```
show eth-cfm default-domain
=====
Default Domain Information
=====
System Settings
MHF Creation : none           Level           : 0
Id Permission : none         MIP Ltr Priority : 7
=====
BridgeName:BridgeId          VLAN Level Creation IdPerm  LtrPr
-----
7:7                          none defer defer    defer  defer
string-100:1000000          10  4   default chassis 7
string-100:1000000          20  5   default defer    defer
west-toronto-corridor-circuit-[1234567.74.001.11111]:1000001
                               none 3   explicit defer    defer
west-toronto-corridor-circuit-[1234567.74.001.11111]:1000001
                               600 defer defer    defer  defer
west-toronto-corridor-circuit-[1234567.74.001.11111]:1000001
                               601 defer defer    defer  defer
=====
```

Table 104: ETH-CFM Default Domain Field Descriptions

Label	Description
BridgeName:BridgeID	The name and ID of the association service BridgeName:BridgeID combinations that exceed the allowed column length causes the associated output to be produced on a separate line.
VLAN	The numerical value of the primary VLAN associated with the MIP, or the value none
Level	The configured level value, or defer to the value specified under the system settings for the MIP
Creation	The configured MHF creation mode, or defer to the value specified under the system settings for the MIP
IdPerm	The configured identifier that is carried in supporting ETH-CFM PDUs, or defer to the value specified under the system settings

Label	Description
LtrPr	The configured MIP LTR priority, or defer to the value specified under the system settings for the MIP

8.14 delay-template

delay-template

Syntax

delay-template *template-name*

Context

[Tree] (show>oam-pm>streaming delay-template)

Full Context

show oam-pm streaming delay-template

Description

This command displays the configuration data for one or all OAM performance monitoring delay templates.

Parameters

template-name

Displays the results for a specific delay template, up to 64 characters.

Platforms

7450 ESS, 7750 SR, 7750 SR-a, 7750 SR-e, 7750 SR-s, 7950 XRS

Output

The following is an example of OAM-PM streaming **delay-template** summary information. [Table 105: Show delay-template Output Fields](#) describes the delay template fields.

Sample Output

```
show oam-pm streaming delay-template
-----
Streaming Delay Templates
-----
Name                                     Admin  Tests
-----
stream-1                                 Up      7
-----
No. of Streaming Delay Templates: 1
-----
```

```

show oam-pm streaming delay-template "stream-1"
-----
Tpl Name   : stream-1
Description : stream delay stats base 1
-----
Admin State      : Up
FD Average       : round-trip
IFDV Average     : round-trip
Sample Window    : 10 seconds
Window Integrity : 80%
Active Test Refs : 6
Total Test Refs  : 7
-----

```

Table 105: Show delay-template Output Fields

Label	Description
Name	Name of the delay template
Admin	State of the delay template
Tests	Number of tests referencing the delay template
Tmpl Name	Name of the delay template
Description	Description of the delay template (truncated beyond width)
Admin State	Up — The delay template is administratively enabled Down — The delay template is administratively disabled
FD Average	forward — The average frame delay metric for forward direction backward — The average frame delay metric for backward direction round-trip — The average frame delay metric for round-trip direction
IFDV Average	forward — The average inter-frame delay variation metric for forward direction backward — The average inter-frame delay variation metric for backward direction round-trip — The average inter-frame delay variation metric for round-trip direction
Sample Window	Length of the sample window
Window Integrity	Percentage required to ensure integrity of the reporting
Active Test Refs	Number of tests actively referencing the delay template
Total Test Refs	Number of total tests referencing the delay template

8.15 delay-template-using

delay-template-using

Syntax

delay-template-using [**delay-template** *template-name*]

Context

[Tree] (show>oam-pm>streaming delay-template-using)

Full Context

show oam-pm streaming delay-template-using

Description

This command displays the list of sessions configured against one or all OAM performance monitoring delay templates.

Parameters

template-name

Displays the results for a specific delay template up to 64 characters.

Platforms

7450 ESS, 7750 SR, 7750 SR-a, 7750 SR-e, 7750 SR-s, 7950 XRS

Output

The following is an example of OAM-PM streaming **delay-template-using** summary information.

Sample Output

```
show oam-pm streaming delay-template-using
=====
OAM Performance Monitoring Tests Per Delay Template
=====
Template Name                               Admin
  Session Name          Test Type  State
-----
stream-1
  eth-circuit-service-epipe1      DMM    Inact
  ip-lpb111-SR-TE-LSP             TWL    Act
  ip-circuit-service-vprn2        TWL    Act
  ip-rtr-telemetry-streaming      TWL    Act
  mpls-dm-rsvp-PE-2-PE-1          DM     Act
  mpls-dm-static-PE-2-PE-1        DM     Act
  mpls-dm-rsvp-PE-2-PE-1-hop1     DM     Act
=====
```

```
show oam-pm streaming delay-template-using delay-template "stream-1"
=====
```



```
OAM Performance Monitoring Tests Per Delay Template
=====
Template Name                               Admin
  Session Name           Test Type   State
-----
stream-1
  eth-circuit-service-epipe1      DMM   Inact
  ip-lpb111-SR-TE-LSP             TWL   Act
  ip-circuit-service-vprn2        TWL   Act
  ip-rtr-telemetry-streaming      TWL   Act
  mpls-dm-rsvp-PE-2-PE-1         DM    Act
  mpls-dm-static-PE-2-PE-1       DM    Act
  mpls-dm-rsvp-PE-2-PE-1-hop1    DM    Act
=====
```

8.16 dest-tracking

dest-tracking

Syntax

dest-tracking ip [detail]

dest-tracking ipv6 [detail]

dest-tracking sap [detail]

dest-tracking sdp [detail]

Context

[\[Tree\]](#) (tools>dump>filter>resources dest-tracking)

Full Context

tools dump filter resources dest-tracking

Description

This command displays information about resources pertaining to tracked targets.

Parameters

ip

Displays information about IPv4 targets.

ipv6

Displays information about IPv6 targets.

sap

Displays information about SAP targets.

sdp

Displays information about SDP targets.

detail

Displays detailed information.

Platforms

All

Output

The following output is an example of filter resource SAP destination tracking information.

Sample Output

```
dest-tracking sap
=====
Unique SAPs with tracked forwarding states =====
Used : 1
Free : 4095
Total : 4096
=====
```

The following output is an example of filter resource SAP destination tracking detailed information.

```
dest-tracking# sap detail
=====
Unique SAPs with tracked forwarding states =====
Num Destination                               Ref. count
-----
  1 sap 1/2/2                                 1
=====
Unique SAPs with tracked forwarding states =====
Used : 1
Free : 4095
Total : 4096
=====
```

8.17 detail

detail

Syntax

detail [session *ip-addr* [*label-space*]] [*family*]

Context

[\[Tree\]](#) (show>router>ldp>bindings>active detail)

Full Context

show router ldp bindings active detail

Description

This command displays details of LDP bindings.

Parameters

family

Displays either IPv4 or IPv6 LDP information.

session *ip-addr*[*label-space*]

Specifies the IP address and label space identifier.

Values <ip-addr[*label-spa**> : ipv4-address:label-space ipv6-address[*label-space*] label-space - [0 to 65535]

Platforms

All

detail

Syntax

detail

Context

[\[Tree\]](#) (show>router>pcep>pcc detail)

Full Context

show router pcep pcc detail

Description

This command displays PCEP detail information.

Platforms

All

Output

PCEP Detail Output

[Table 106: PCEP Detail Output Fields](#) describes PCEP detail and status output fields.

Sample Output

```
*A:Dut-C>config>router>mpls# show router pcep pcc detail
=====
Path Computation Element Protocol (PCEP) Path Computation Client (PCC) Info
=====
Admin Status           : Up           Oper Status           : Up
Unknown Msg Limit      : 10 msg/min
Keepalive Interval     : 30 seconds   DeadTimer Interval   : 120 seconds
Capabilities List      : stateful-delegate stateful-pce segment-rt-path rsvp-
                        path pce-initiated-lsp
Address                 : 10.20.1.3
Report Path Constraints: True
Redelegation Interval : 90 seconds
State Interval         : 180 seconds  State Timer Action    : remove
```

```

Max SR-TE PCE Init Lsps: 8191
Open Wait Timer       : 60 seconds      Keep Wait Timer       : 60 seconds
Sync Timer            : 60 seconds      Request Timer         : 120 seconds
Connection Timer      : 60 seconds      Allow Negotiations    : False
Max Sessions          : 1                Max Unknown Req       : 1000
=====
    
```

Table 106: PCEP Detail Output Fields

Label	Description
Admin Status	Down — PCEP is administratively disabled. Up — PCEP is administratively enabled.
Oper Status	Down — PCEP is operationally down. Up — PCEP is operationally up.
Unknown Msg Limit	Specifies the unknown messages, per minute, limit.
Keepalive Interval	Specifies the keepalive interval.
DeadTimer Interval	Specifies the number of matching entries.
Capabilities List	Specifies the capabilities listing.
Address	Specifies the IP address.
Report Path Constraints	True — Path constraints will be reported. False — Path constraints will not be reported.
Redelegation Interval	Specifies the redelegation timer interval.
State Interval	Specifies the state timer interval.
State Timer Action	Remove — Specifies the state timer action is remove. None — Specifies the state timer action is none.
Max SR-TE PCE Init Lsps	Specifies the maximum number of PCE initiated SR-TE LSPs that can be created by the router.
Open Wait Timer	Specifies the open wait timer value.
Keep Wait Timer	Specifies the keep wait timer value.
Sync Timer	Specifies the sync timer value.
Request Timer	Specifies the request timer value.
Connection Timer	Specifies the connection timer value.

Label	Description
Allow Negotiations	True — Allow negotiations will occur. False — Allow negotiations will not occur.
Max Sessions	Specifies the maximum sessions value.
Max Unknown Req	Specifies the maximum unknown requests value.

detail

Syntax

detail [*partition*]

Context

[\[Tree\]](#) (show>app-assure>group>http-enrich detail)

Full Context

show application-assurance group http-enrich detail

Description

This command displays detailed HTTP Enrichment information.

Parameters

partition

Specifies the partition within the group.

Values 1 to 65535

Platforms

7450 ESS, 7750 SR, 7750 SR-e, 7750 SR-s, VSR

detail

Syntax

detail

Context

[\[Tree\]](#) (show>router>bgp>routes detail)

Full Context

show router bgp routes detail

Description

This command displays detailed information about the BGP routes, including information about the original path attribute values.

detail is a parameter of the **show router bgp routes** command. Depending on the parameters that are used to issue the command, the output can display a narrower or wider set of routes, including routes belonging to other address families. See the **show router bgp routes** command description for syntax variants, parameter descriptions and values, and output examples.

Platforms

All

8.18 detected-protocols

detected-protocols

Syntax

detected-protocols {**all** | **sap** *sap-id* | **spoke-sdp** *sdp-id[:vc-id]*}

Context

[\[Tree\]](#) (clear>service>id>stp detected-protocols)

Full Context

clear service id stp detected-protocols

Description

RSTP automatically falls back to STP mode when it receives an STP BPDU. The **clear detected-protocols** command forces the system to revert to the default RSTP mode on the SAP or spoke SDP.

Parameters

all

Clears all detected protocol information.

sap-id

Clears the specified lease state SAP information.

sdp-id

The SDP ID to be cleared.

Values 1 to 17407

vc-id

The virtual circuit ID on the SDP ID to be cleared.

Values 1 to 4294967295

Platforms

All

8.19 deterministic

deterministic

Syntax

deterministic

Context

[\[Tree\]](#) (tools>perform>nat deterministic)

Full Context

tools perform nat deterministic

Description

Commands in this context perform actions of deterministic NAT.

Platforms

7450 ESS, 7750 SR, 7750 SR-e, 7750 SR-s, VSR

8.20 device

device

Syntax

device [*ieee-address*]

Context

[\[Tree\]](#) (show>system>bluetooth device)

Full Context

show system bluetooth device

Description

This command displays information for Bluetooth devices registered with the system.

Parameters

ieee-address

Specifies the MAC address, up to 30 characters.

Platforms

7750 SR-1, 7750 SR-s, 7950 XRS-20e

8.21 dhcp

dhcp

Syntax

dhcp

Context

[\[Tree\]](#) (show>router dhcp)

[\[Tree\]](#) (show>service>id dhcp)

Full Context

show router dhcp

show service id dhcp

Description

Commands in this context display DHCP information.

Platforms

All

dhcp

Syntax

dhcp

Context

[\[Tree\]](#) (clear>router dhcp)

[\[Tree\]](#) (clear>service>id dhcp)

Full Context

clear router dhcp


```
clear service id dhcp
```

Description

Commands in this context clear and reset DHCP entities.

Platforms

All

```
dhcp
```

Syntax

```
dhcp
```

Context

[\[Tree\]](#) (tools>perform>router dhcp)

Full Context

```
tools perform router dhcp
```

Description

Commands in this context configure tools DHCP parameters.

Platforms

All

```
dhcp
```

Syntax

```
dhcp [filter-id]
```

Context

[\[Tree\]](#) (show>filter dhcp)

Full Context

```
show filter dhcp
```

Description

This command displays DHCP filter information.

Parameters

filter-id

Displays detailed information for the specified filter ID and its filter entries.

Values 1 to 65535

Platforms

All

Output

The following is a sample command output for the command when no filter ID is specified.

Sample Output

```
*B:TechPubs>config# show filter dhcp
=====
DHCP Filters
=====
Filter-Id   Applied Description
-----
10          No      test-dhcp-filter
-----
Num filter entries: 1
=====
*B:TechPubs>config#

*B:TechPubs>config# show filter dhcp 10
=====
DHCP Filter
=====
Filter-Id   : 10                Applied      : No
Entries     : 0
Description : test-dhcp-filter
-----
Filter Match Criteria
-----
No Match Criteria Found
=====
*B:TechPubs>config#
```

8.22 dhcp-client

dhcp-client

Syntax

dhcp-client interface *ip-int-name* statistics

Context

[\[Tree\]](#) (clear>router>autoconfigure dhcp-client)

Full Context

clear router autoconfigure dhcp-client

Description

This command clears DHCP client information.

Parameters

ip-int-name

Clears DHCP client information on the specified interface, up to 32 characters.

Platforms

7450 ESS-7, 7750 SR-1, 7750 SR-7, 7750 SR-1e, 7750 SR-s

dhcp-client

Syntax

dhcp-client interface *ip-int-name* **routes**

dhcp-client interface *ip-int-name* **statistics**

dhcp-client interface *ip-int-name*

Context

[\[Tree\]](#) (show>router>autoconfigure dhcp-client)

Full Context

show router autoconfigure dhcp-client

Description

This command displays DHCP client information.

Parameters

ip-int-name

Specifies the IP interface name, up to 32 characters.

statistics

Displays DHCP client statistics.

routes

Displays routes received by the DHCP protocol.

Platforms

7450 ESS-7, 7750 SR-1, 7750 SR-7, 7750 SR-1e, 7750 SR-s

8.23 dhcp-rx-stats

dhcp-rx-stats

Syntax

dhcp-rx-stats [clear]

Context

[\[Tree\]](#) (tools>dump dhcp-rx-stats)

Full Context

tools dump dhcp-rx-stats

Description

This command displays the DHCP received packet statistics.

Parameters

clear

Clears DHCP RX statistics.

Platforms

All

Output

The following output is an example of DHCP RX statistics information.

Sample Output

```
*A:# tools dump dhcp-rx-stats
=====
DHCP Received Packet Statistics
=====
      Type                Received    Forwarded    Dropped    Dropped (ESM)
-----
IPv4 DISCOVER                72           72           0           0
     OFFER                   2            2           0           0
     REQUEST                 4            4           0           0
     DECLINE                 0            0           0           0
     ACK                     1            1           0           0
     NAK                     0            0           0           0
     RELEASE                 0            0           0           0
     INFORM                 0            0           0           0
     FORCERENEW             0            0           0           0
     LEASEQUERY             0            0           0           0
     LEASEUNASSIGNED       0            0           0           0
     LEASEUNKNOWN          0            0           0           0
     LEASEACTIVE           0            0           0           0
     RENEW                   2            2           0           0
-----
IPv6 SOLICIT                 0            0           0           0
     ADVERTISE              0            0           0           0
     REQUEST                 0            0           0           0
     CONFIRM                 0            0           0           0
     RENEW                   0            0           0           0
     REBIND                  0            0           0           0
```

REPLY	0	0	0	0
RELEASE	0	0	0	0
DECLINE	0	0	0	0
RECONFIGURE	0	0	0	0
INFO_REQUEST	0	0	0	0
RELAY_FORW	0	0	0	0
RELAY_REPLY	0	0	0	0
LEASEQUERY	0	0	0	0
LEASEQUERY_REPLY	0	0	0	0

Total	81	81	0	0

Maximum queue length	:	0		
Maximum outst pbufs total	:	1		
Maximum outst pbufs to client	:	1		
=====				

8.24 dhcp6

dhcp6

Syntax

dhcp6

Context

[\[Tree\]](#) (show>system dhcp6)

[\[Tree\]](#) (show>router dhcp6)

[\[Tree\]](#) (show>service>id dhcp6)

Full Context

show system dhcp6

show router dhcp6

show service id dhcp6

Description

Commands in this context display DHCP6 related information.

Platforms

All

dhcp6

Syntax

dhcp6

Context

[\[Tree\]](#) (clear>service>id dhcp6)

[\[Tree\]](#) (clear>router dhcp6)

Full Context

clear service id dhcp6

clear router dhcp6

Description

Commands in this context clear DHCPv6 parameters.

Platforms

All

dhcp6

Syntax

dhcp6

Context

[\[Tree\]](#) (tools>perform>router dhcp6)

Full Context

tools perform router dhcp6

Description

Commands in this context configure tools DHCP6 parameters.

Platforms

All

dhcp6

Syntax

dhcp6 [*filter-id*]

Context

[\[Tree\]](#) (show>filter dhcp6)

Full Context

show filter dhcp6

Description

This command displays DHCP6 filter information.

Parameters

filter-id

Displays detailed information for the specified filter ID and its filter entries.

Values 1 to 65535

Platforms

All

8.25 dhcp6-client

dhcp6-client

Syntax

dhcp6-client interface *ip-int-name* statistics

Context

[\[Tree\]](#) (clear>router>autoconfigure dhcp6-client)

Full Context

clear router autoconfigure dhcp6-client

Description

This command clears DHCPv6 client information.

Parameters

ip-int-name

Clears DHCPv6 client information on the specified interface, up to 32 characters.

Platforms

7450 ESS-7, 7750 SR-1, 7750 SR-7, 7750 SR-1e, 7750 SR-s

dhcp6-client

Syntax

dhcp6-client interface *ip-int-name*

dhcp6-client interface *ip-int-name* statistics

Context

[\[Tree\]](#) (show>router>autoconfigure dhcp6-client)

Full Context

```
show router autoconfigure dhcp6-client
```

Description

This command displays DHCPv6 client information.

Parameters

ip-int-name

Specifies the IP interface name, up to 32 characters.

statistics

Displays DHCPv6 client statistics.

Platforms

7450 ESS-7, 7750 SR-1, 7750 SR-7, 7750 SR-1e, 7750 SR-s

8.26 diameter

diameter

Syntax

```
diameter
```

Context

[\[Tree\]](#) (tools>dump>debug diameter)

Full Context

```
tools dump debug diameter
```

Description

Commands in this context dump debug information for diameter.

Platforms

7450 ESS, 7750 SR, 7750 SR-a, 7750 SR-e, 7750 SR-s, VSR

8.27 diameter-application-policy

diameter-application-policy

Syntax

diameter-application-policy [*name*]

Context

[Tree] (show>subscr-mgmt diameter-application-policy)

Full Context

show subscriber-mgmt diameter-application-policy

Description

This command displays Diameter application policy information.

Parameters

name

Specifies the application policy, up to 32 characters, for which orphaned Gx sessions are displayed.

Platforms

7450 ESS, 7750 SR, 7750 SR-a, 7750 SR-e, 7750 SR-s, VSR

Output

The following is an example of subscriber management Diameter application policy information

Sample Output

```
# show subscriber-mgmt diameter-application-policy
=====
DIAMETER application policies
=====
Name                               Description
-----
diameter-gx-policy-1              Diameter Gx policy
diameter-gy-policy-1              Diameter Gy policy
diameter-nasreq-policy-1          Diameter NASREQ policy
-----
No. of policies: 3
=====

# show subscriber-mgmt diameter-application-policy "diameter-nasreq-policy-1"
=====
DIAMETER application policy "diameter-nasreq-policy-1"
=====
Description                        : Diameter NASREQ policy
Session failover                    : enabled
Failover handling                   : continue
Peer policy                         : diameter-peer-policy-1
Application                         : nasreq
Tx timer (s)                       : 10
Last management change              : 02/28/2015 14:53:49
-----
```

```

NASREQ
-----
Include AVP                : nas-port-id
                           : nas-port-type
NAS-Port-Id prefix type   : none
NAS-Port-Id suffix type  : user-string
NAS-Port-Id suffix       : @bng1
NAS-Port-Type type       : standard

User name format          : mac
User name operation       : no-operation
MAC address format        : aa:
Last management change    : 02/28/2015 14:53:49
=====
Interfaces using diameter-auth-policy "diameter-nasreq-policy-1"
-----
Interface-name            Service-id Type
-----
group-int-1-1            1000    IES
-----
No. of interfaces: 1
-----
VPLS SAP's with diameter-auth-policy "diameter-nasreq-policy-1"
-----
Service    SAP
-----
10         1/1/4:*. *
-----
No. of SAP's: 1
-----

*A:Dut-C# show subscriber-mgmt diameter-application-policy "diamappol_gx"
=====
DIAMETER application policy "diamappol_gx"
=====
Description                : (Not Specified)
Session failover           : enabled
Failover handling          : retry-and-terminate
Peer policy                : diampeerpol_gx
Application                : gx
Tx timer (s)              : 10
Last management change     : 05/08/2015 05:55:59
-----
Gx
-----
Include AVP                : an-gw-address
Calling-Station-Id type   : mac
NAS-Port bits spec        : 0
NAS-Port-Id prefix type   : user-string
NAS-Port-Id prefix        : Testing
NAS-Port-Id suffix type   : circuit-id
NAS-Port-Type value       : 0
User-Equipment-Info       : mac

Subscription-Id-Data origin : subscriber-id
Subscription-Id-Data type   : e164
MAC address format         : aa:
Report IP address event    : enabled
CCR-t replay interval      : 60
Last management change     : 05/08/2015 06:54:27
  
```

[Table 107: Diameter Application Policy Field Descriptions](#) describes diameter application policy output fields.

Table 107: Diameter Application Policy Field Descriptions

Field	Description
Description	The user provided description of this policy
Session failover	Failover is enabled or disabled
Failover Handling	Handling is retry-and-terminate or terminate
Peer policy	The diameter application peer policy name
Application	The policy's application, gx, gy, or nasreq
Tx timer (s)	The maximum wait time (seconds) while a client is pending
Last management change	The time of the most recent management-initiated change to this policy
Include AVP	The attribute-value-pairs for Gx messages
Calling-Station-Id type	The string that is put in the RADIUS Calling-Station-Id attribute if included in RADIUS authentication request messages
NAS-Port bits spec	The number that is put in the RADIUS NAS-Port attribute if included in RADIUS authentication request messages
NAS-Port-Id prefix type	The type of prefix that is added to the NAS-Port-Id attribute if included in RADIUS accounting-request messages
NAS-Port-Id prefix	The user configurable string that is added as the prefix to the NAS-Port attribute if included in RADIUS accounting-request messages
NAS-Port-Id suffix type	The user configurable string that is added as the suffix to the NAS-Port attribute if included in RADIUS accounting-request messages
NAS-Port-Type value	The value that is put in the RADIUS NAS-Port-Type attribute if included in RADIUS accounting-request messages
User-Equipment-Info	The user equipment info, eui64, imeisv, mac, or modified-eui64

diameter-application-policy

Syntax

diameter-application-policy *name* **statistics**

Context

[Tree] (clear>subscr-mgmt diameter-application-policy)

Full Context

clear subscriber-mgmt diameter-application-policy

Description

This command clears Diameter application policy data.

Parameters

name

Specifies the Diameter application policy name, up to 32 characters.

statistics

Clears Diameter application policy statistics.

Platforms

7450 ESS, 7750 SR, 7750 SR-a, 7750 SR-e, 7750 SR-s, VSR

8.28 diameter-node

diameter-node

Syntax

diameter-node *origin-host-string* **peer** *dest-host-string*

diameter-node *origin-host-string* **peer** *dest-host-string* **statistics**

diameter-node *origin-host-string* **peers**

diameter-node *origin-host-string* **routing-table**

Context

[Tree] (show>aaa diameter-node)

Full Context

show aaa diameter-node

Description

This command displays information about a Diameter node.

Platforms

7450 ESS, 7750 SR, 7750 SR-a, 7750 SR-e, 7750 SR-s, VSR

Output

The following are examples of Diameter node information.

Sample Output

```
show aaa diameter node "node1.myrealm.com" routing-table
=====
Diameter Routing Table (Node: node1.myrealm.com)
=====
Realm Name                Appl      Pref:Index  Server-Identifier
-----
subrealm.telenet.be      Gx        30:1        node1.subrealm.telenet.be
telenet.be                Gx        60          node2.subrealm.telenet.be
telenet.be                relay     50          node3.subrealm.telenet.be
-----
No. of Routes: 5
=====
```

[Table 108: Diameter Node Routing Table Field Descriptions](#) describes routing entries in the Diameter realm-based routing table fields.

Table 108: Diameter Node Routing Table Field Descriptions

Field	Description
Realm Name	The destination realm name
Appl	The application for which this route will be used. Supported applications: <ul style="list-style-type: none"> • NASREQ • Gx • Gy • Relay (encompass all applications)
Pref:Index	The preference and index of the peer. Peers for the same realm are selected in order of preference. Peers with the lowest preference are preferred. If multiple peers have the same preference for the same realm, the peer with a lowest index is selected. Preference and index are user-configured parameters.
Server-Identifier	The next hop peer name

```
show aaa diameter node "node1.myrealm.com" peer "relay.telenet.be"
=====
Diameter Node : node1.myrealm.com
```

```

=====
Index : 1
Remote Host Identity : relay.telenet.be
Remote Realm : telenet.be
Remote IP address : 13.0.1.5
Remote Port: 3868
Remote Origin-State-Id : 1522062441
Local Host Identity : bng1.bng.nokia.com
Local Realm : bng.nokia.com
Local IP address : 13.0.1.4
Local port: 3456
Peer Admin State : Up
Peer Active : Yes
Peer Status : I-Open
Active Applications : nasreq gx
Last Disconnect Cause : rebooting
Preference : 4
Connection Timer (Tc) : 10
Watchdog Timer (Tw) : 237
...
Last Mgmt Change : 03/23/2018 11:42:43

```

[Table 109: Diameter Node Peer Field Descriptions](#) describes Diameter node peer fields.

Table 109: Diameter Node Peer Field Descriptions

Field	Description
Diameter Node	The Diameter node under which this peer is active
Index	The Peer index is a peer configuration parameter
Remote Host Identity	The peer identity
Remote Realm	The realm to which the peer belongs
Remote IP address	The IP address of the peer
Remote Port	The port on the peer used for Diameter communication
Remote Origin-State-Id	The Origin-State-Id of the peer
Local Host Identity	The local identity
Local Realm	The local realm name
Local IP address	The local IP address
Local Port	The local port used for Diameter communication
Peer Admin State	The administrative state of the configured peer
Peer Active	Indicates whether the connection towards the peer is active
Peer Status	The operational status of the configured peer
Active Applications	The applications used over this peer

Field	Description
Last Disconnect Cause	The last disconnect cause
Preference	The configured preference of the peer
Connection Timer (Tc)	The timer used to initiate connections towards the peer. In case that the connection is not successfully established, a new attempt is periodically tried (every Tc interval)
Watchdog Timer (Tw)	The watchdog timer value that detects the failed connection towards the peer
Last Mgmt Change	The date and time of the last management change

```
show aaa diameter node "node1.myrealm.com" peer-table
=====
Diameter Peer Table (Node: node1.myrealm.com)
=====
Host Identity          StatusT      Susp
-----
relay.telenet.be      I-Open      No
relay.proximus.be    I-Open      No
relay.proximus.be    Closed      No
-----
No. of Active Peers: 2
```

Table 110: Diameter Node Peer Table Field Descriptions describes Diameter node peer table fields.

Table 110: Diameter Node Peer Table Field Descriptions

Field	Description
Node	The Diameter node name
Host Identity	The peer identity
StatusT	The status of the peer
Susp	The suspension state of the peer (based on watchdogs)
Server-Identifier	The next hop peer name

```
show aaa diameter-node "gyrouter.workstation.be" peer "gyserver-1.workstation.be" statistics
=====
Peer "gyserver-1.workstation.be"
=====
Message          Sent          Received          Capabilities-
-----
Exchange-Request      2            0
Capabilities-Exchange-Answer      0            2
Disconnect-Peer-Request      0            0
Disconnect-Peer-Answer      0            0
```

```
Device-Watchdog-Request      188      0
Device-Watchdog-Answer      0        188
Application message request  2367     0
Application message answer   0        2366
Last cleared time: N/A
=====
```

```
show aaa diameter-node "sr" routing-table
=====
```

```
Routes
=====
```

```
Realm-Name
Application  Pref. Entry  Server-Identifier
-----
realm-2      (relay)    5    dynamic node-b
realm-3      gx         10    static  node-b
realm-4      gy         20    static  node-b
realm-2      (relay)    5    dynamic node-c
realm-3      gx         20    static  node-c
realm-4      gy         10    static  node-c
-----
```

```
No. of routes: 6
=====
```

```
A:Dut-C#
```

[Table 111: Diameter Node SR Routing Table Field Descriptions](#) describes the Diameter node SR table fields.

Table 111: Diameter Node SR Routing Table Field Descriptions

Field	Description
Realm Name	The destination realm name
Application	The application for which this route will be used. Supported applications: <ul style="list-style-type: none"> NASREQ Gx Gy Relay (all applications)
Pref	The preference and index of the peer. Peers for the same realm are selected in order of preference. Peers with higher preference are preferred. If multiple peers have the same preference for the same realm, the peer with a lowest index is selected. Preference and index are user-configured parameters.
Entry	Dynamic or static diameter route
Server-Identifier	The next hop peer name

diameter-node

Syntax

diameter-node *origin-host-string* **peer** *dest-host-string* **statistics**

Context

[Tree] (clear>aaa diameter-node)

Full Context

clear aaa diameter-node

Description

This command clears Diameter node data.

Parameters

origin-host-string

Specifies the origin host name, up to 80 characters.

dest-host-string

Specifies the destination host name, up to 80 characters.

Platforms

7450 ESS, 7750 SR, 7750 SR-a, 7750 SR-e, 7750 SR-s, VSR

8.29 diameter-peer-policy

diameter-peer-policy

Syntax

diameter-peer-policy [*peer-policy-name*]

diameter-peer-policy *peer-policy-name* **peer** *peer-name* [**statistics**]

diameter-peer-policy *peer-policy-name* **client-side-peer-ip** *ip-address* **port** *tcp-port* [**statistics**]

Context

[Tree] (show>aaa diameter-peer-policy)

Full Context

show aaa diameter-peer-policy

Description

This command displays diameter peer policy information and diameter peer information and statistics. For the diameter proxy, the incoming peer can be specified with an IP address and port number.

Parameters

peer-policy-name

Specifies the diameter peer policy name, up to 32 characters.

peer-name

Specifies the diameter peer name, up to 32 characters.

ip-address

Specifies the IP address of the incoming peer (client side) of a diameter proxy.

tcp-port

Specifies the TCP port number of the incoming peer (client side) of a diameter proxy.

statistics

Displays the diameter peer statistics with details per diameter application, per message type, and per direction (rx/ tx).

Platforms

7450 ESS, 7750 SR, 7750 SR-a, 7750 SR-e, 7750 SR-s, VSR

Output

The following is an example of AAA Diameter peer policy information.

Sample Output

```
# show aaa diameter-peer-policy "diameter-peer-policy-1"
=====
Diameter Peer Policy : diameter-peer-policy-1
=====
Last Mgmt Change      : 01/07/2016 20:05:12
Applications          : gy
Role                  : client
Description           : Diameter peer policy - gy
-----
Diameter Config Values
-----
Origin Host           : bng.domain.com
Origin Realm          : domain.com
Source IPv4 Address   : 192.0.2.51
Source IPv6 Address   : N/A
Router                : Base
Transaction Timer     : 30 (default)
Watchdog Timer        : 30 (default)
Connection Timer      : 30 (default)
Vendor Support        : 3GPP (default)
Python Policy         : py-policy-diam-1
-----
Peer Name             Oper  PSM State    Susp  Cooldown  Pref  Order  Pri/Sec
-----
peer-1                Yes  I-Open      No    -         30   1      Primary
peer-2                No   Closed      No    -         50   -      -
=====
# show aaa diameter-peer-policy "diameter-peer-policy-1" peer "peer-1"
=====
Diameter Peer Policy : diameter-peer-policy-1
```

```

=====
Peer IP address      : 172.16.1.1
Last Mgmt Change    : 01/07/2016 20:05:12
Peer Operational     : Yes
Peer State Machine   : I-Open
Connection Timer (Tc) : -
Transaction Timer (Tt) : -
Watchdog Timer (Tw)  : 17
Primary/Secondary Peer : Primary
Preference Order     : 1
Pending Messages     : 0
Watchdog Algorithm Active : Yes
Watchdog Answer Pending : No
Connection Suspended  : No
Cooldown Sequence Pending : No
Cooldown Sequence Active : No
Cooldown Sequence Progress : -
Peer Removal Pending  : No
=====
# show aaa diameter-peer-policy "diameter-peer-policy-1" peer "peer-1" statistics
=====
Diameter Peer Policy : diameter-peer-policy-1 (statistics)
=====
Diameter Peer      : peer-1
Time statistics cleared : 01/07/2016 20:05:10
=====
Request  Answer  Request  Answer
Tx       Rx       Rx       Tx
=====
Aggregates
-----
Total          1          1          0          0
Failed         0          0          0          0
-----
Application ID 0 (Base)
-----
Capabilities-Exchange  1          1          0          0
Disconnect-Peer        0          0          0          0
Device-Watchdog        0          0          0          0
-----
Application ID 1 (NASREQ)
-----
Authorization-Authentication  0          0          0          0
-----
Application ID 4 (Gy)
-----
Credit-Control (Initial)  0          0          0          0
Credit-Control (Update)   0          0          0          0
Credit-Control (Termination) 0          0          0          0
Re-Auth                   0          0          0          0
Abort-Session              0          0          0          0
-----
Application ID 16777238 (Gx)
-----
Credit-Control (Initial)  0          0          0          0
Credit-Control (Update)   0          0          0          0
Credit-Control (Termination) 0          0          0          0
Re-Auth                   0          0          0          0
Abort-Session              0          0          0          0
=====

```

Table 112: AAA Diameter Peer Policy Field Descriptions provides a description of the counters in the output of the **show aaa diameter-peer-policy** command. and Table 113: Aggregate Failed Request Rx and Answer Rx Counters provides the failure reasons for the aggregate Failed counter (Request Rx and Answer Rx).

Table 112: AAA Diameter Peer Policy Field Descriptions

Counter		Counts
Aggregates Total	Request Tx	Aggregated counter — The sum of all successfully transmitted diameter request messages (all applications, all message types)
	Answer Rx	Aggregated counter — The sum of all successfully received diameter answer messages (all applications, all message types)
	Request Rx	Aggregated counter — The sum of all successfully received diameter request messages (all applications, all message types)
	Answers Tx	Aggregated counter — The sum of all successfully transmitted diameter answer messages (all applications, all message types)
Aggregates Failed	Request Tx	<p>Aggregated counter — The sum of all request messages that could not be sent for internal reasons, such as TCP socket error (for example, congestion), failure reported to application (for example, no retries left)</p> <p>Dropped by Python — Timeouts (requests for which no answer was received within the configured timeout interval)</p>
	Answer Rx	<p>Aggregated counter — The sum of all Answer messages that failed to be successfully decoded, such as such as invalid header length or a violation against the Command Code Format (CCF) specification</p> <p>See Table 113: Aggregate Failed Request Rx and Answer Rx Counters Table 113: Aggregate Failed Request Rx and Answer Rx Counters for more information.</p>
	Request Rx	<p>Aggregated counter — The sum of all Request messages that failed to be successfully decoded, such as invalid header length or a violation against the Command Code Format (CCF) specification</p> <p>See Table 113: Aggregate Failed Request Rx and Answer Rx Counters Table 113: Aggregate Failed Request Rx and Answer Rx Counters for more information.</p>
	Answers Tx	<p>Aggregated counter — The sum of all answer messages that could not be sent for internal reasons such as TCP socket error (for example, congestion)</p> <p>Dropped by Python</p>
Application ID <i>id</i> message type	Request Tx	Successfully transmitted diameter request messages for the corresponding application and message type
	Answer Rx	Successfully received diameter answer messages for the corresponding application and message type

Counter		Counts
	Request Rx	Successfully received diameter request messages for the corresponding application and message type
	Answers Tx	Successfully transmitted diameter answer messages for the corresponding application and message type

Table 113: Aggregate Failed Request Rx and Answer Rx Counters

Role	Failed reasons
Proxy	Proxy (message length too short, too long, or version unsupported) Consistency check failed: header size, message length, illegal flag combination, AVP header too small, AVP present but not allowed (base RFC messages), and so on Not a base message Not a request Tx overload (message received to be send to client) Dropped by python Failed to create answer No transaction (answer to server, but request is not found - 5 min)
Diameter base / Diameter application	Message dropped due to result code Message too big / too small Dropped by python Consistency check failed end-2-end mismatch hop-to-hop command code (answer/request mismatch) Cool down sequence drop cc error request Application id in header error T bit in header

diameter-peer-policy

Syntax

diameter-peer-policy *peer-policy-name* **peer** *peer-name* **statistics**

diameter-peer-policy *peer-policy-name* **statistics proxy client-side-peer-ip** *ip-address* **port** *port*

Context

[Tree] (clear>aaa diameter-peer-policy)

Full Context

```
clear aaa diameter-peer-policy
```

Description

This command clears diameter peer policy data.

Parameters

peer-policy-name

Specifies the diameter peer policy name, up to 32 characters.

peer-name

Specifies the diameter peer name, up to 32 characters.

statistics

Clears the diameter peer statistics.

ip-address

Specifies the IP address of the incoming peer (client side) of a diameter proxy.

port

Specifies the port number.

Values 1 to 65535

Platforms

7450 ESS, 7750 SR, 7750 SR-a, 7750 SR-e, 7750 SR-s, VSR

8.30 diameter-session

diameter-session

Syntax

```
diameter-session
```

Context

[\[Tree\]](#) (show>subscr-mgmt diameter-session)

Full Context

```
show subscriber-mgmt diameter-session
```

Description

Commands in this context display diameter session information.

Platforms

7450 ESS, 7750 SR, 7750 SR-a, 7750 SR-e, 7750 SR-s, VSR

diameter-session

Syntax

diameter-session

Context

[\[Tree\]](#) (clear>subscr-mgmt diameter-session)

Full Context

clear subscriber-mgmt diameter-session

Description

This command clears diameter session data.

Platforms

7450 ESS, 7750 SR, 7750 SR-a, 7750 SR-e, 7750 SR-s, VSR

8.31 direct-export

direct-export

Syntax

direct-export

Context

[\[Tree\]](#) (show>app-assure>group>cflowd direct-export)

Full Context

show application-assurance group cflowd direct-export

Description

Commands in this context display cflowd direct-export output.

Platforms

7450 ESS, 7750 SR, 7750 SR-e, 7750 SR-s, VSR

8.32 discovery

discovery

Syntax

```
discovery [{peer [ip-address]} | {interface [ ip-int-name]]] [state state] [detail] [ adjacency-type type]
discovery [state state] [detail | summary] [adjacency-type type] [session ip-addr[label-space]]
discovery [state state] [detail | summary] [adjacency-type type] [family]
discovery interface [ip-int-name] [state state] [detail | summary] [session ip-addr[label-space]]
discovery peer [ip-address] [state state] [ detail | summary] [session ip-addr[ label-space]]
```

Context

[\[Tree\]](#) (show>router>ldp discovery)

Full Context

```
show router ldp discovery
```

Description

This command displays the status of the interfaces participating in LDP discovery.

Parameters

peer ip-address

Specifies to display the IP address of the peer.

interface ip-int-name

The name of an existing interface. If the string contains special characters (#, \$, spaces, and so on), the entire string must be enclosed within double quotes.

state state

Specifies to display the current operational state of the adjacency.

Values established, trying, down

detail

Specifies to display detailed information.

family

Displays either IPv4 or IPv6 LDP session information.

adjacency-type type

Specifies to display the adjacency type.

Values link, targeted

Platforms

All

Output

LDP Discovery Output

Table 114: LDP Discovery Output Fields describes the LDP discovery output fields.

Table 114: LDP Discovery Output Fields

Label	Description
Interface Name	The name of the interface.
Local Addr	The IP address of the originating (local) router.
Peer Addr	The IP address of the peer.
AdjType	The adjacency type between the LDP peer and LDP session is targeted.
State	Established — The adjacency is established. Trying — The adjacency is not yet established.
No. of Hello Adjacencies	The total number of hello adjacencies discovered.
Up Time	The amount of time the adjacency has been enabled.
Hold Time Remaining	The time left before a neighbor is declared to be down.

Sample Output

```
*A:Dut-A# show router ldp discovery
=====
LDP IPv4 Hello Adjacencies
=====
Interface Name      Local Addr      State
AdjType            Peer Addr
-----
N/A                192.0.2.1:0    Estab
targ               198.51.100.1:0
N/A                192.0.2.1:0    Estab
targ               203.0.113.1:0
to_SR2             192.0.2.1:0    Estab
link               198.51.100.1:0
to_SR2_2           192.0.2.1:0    Estab
link               198.51.100.1:0
to_SR3             192.0.2.1:0    Estab
link               203.0.113.1:0

No. of IPv4 Hello Adjacencies: 5
=====
LDP IPv6 Hello Adjacencies
=====
Interface Name      Local Addr      State
```

```

AdjType                               Peer Addr
-----
to_SR2                                 10.0.50.1:0           Estab
link                                   10.0.50.2:0
to_SR2_2                               fe80::4624:1ff:fe01:6   Trying
link                                   ff02::2

-----
No. of IPv6 Hello Adjacencies: 2
=====
*A:Dut-A# show router ldp discovery detail
=====
LDP IPv4 Hello Adjacencies
=====
Peer 198.51.100.1
-----
Local Address      : 192.0.2.1:0
Peer Address       : 198.51.100.1:0
Adjacency Type    : targeted           State           : Established
Up Time           : 0d 00:22:58         Hold Time Remaining : 38
Hello Mesg Recv   : 104                 Hello Mesg Sent   : 104
Local IP Address  : 192.0.2.1
Peer IP Address   : 198.51.100.1
Local Hello Timeout: 45                 Remote Hello Timeout: 45
Local Cfg Seq No  : 2476449752          Remote Cfg Seq No  : 2494880985
Lcl IPv4 P2MP Capbl: Disabled          Rem IPv4 P2MP Capbl : Enabled
Lcl IPv6 P2MP Capbl: Disabled          Rem IPv6 P2MP Capbl : Enabled
Lcl IPv4 Pfx Capbl : Enabled           Rem IPv4 Pfx Capbl  : Enabled
Lcl IPv6 Pfx Capbl : Enabled           Rem IPv6 Pfx Capbl  : Enabled

-----
Peer 203.0.113.1
-----
Local Address      : 192.0.2.1:0
Peer Address       : 198.51.100.1:0
Adjacency Type    : targeted           State           : Established
Up Time           : 0d 00:27:24         Hold Time Remaining : 36
Hello Mesg Recv   : 124                 Hello Mesg Sent   : 124
Local IP Address  : 192.0.2.1
Peer IP Address   : 203.0.113.1
Local Hello Timeout: 45                 Remote Hello Timeout: 45
Local Cfg Seq No  : 1472397992          Remote Cfg Seq No  : 2705515863
Lcl IPv4 P2MP Capbl: Enabled           Rem IPv4 P2MP Capbl : Enabled (R)
Lcl IPv6 P2MP Capbl: Enabled           Rem IPv6 P2MP Capbl : Enabled (R)
Lcl IPv4 Pfx Capbl : Enabled           Rem IPv4 Pfx Capbl  : Enabled (R)
Lcl IPv6 Pfx Capbl : Enabled           Rem IPv6 Pfx Capbl  : Enabled (R)

-----
Interface "to_SR2"
-----
Local Address      : 192.0.2.1:0
Peer Address       : 198.51.100.1:0
Adjacency Type    : link              State           : Established
Up Time           : 0d 00:23:11         Hold Time Remaining : 13
Hello Mesg Recv   : 366                 Hello Mesg Sent   : 365
Local IP Address  : 10.0.60.1
Peer IP Address   : 10.0.60.2
Local Hello Timeout: 15                 Remote Hello Timeout: 15
Local Cfg Seq No  : 416151817          Remote Cfg Seq No  : 2265512807
Lcl IPv4 P2MP Capbl: Enabled           Rem IPv4 P2MP Capbl : Enabled (R)
Lcl IPv6 P2MP Capbl: Enabled           Rem IPv6 P2MP Capbl : Enabled (R)
Lcl IPv4 Pfx Capbl : Enabled           Rem IPv4 Pfx Capbl  : Enabled (R)
Lcl IPv6 Pfx Capbl : Enabled           Rem IPv6 Pfx Capbl  : Enabled (R)
  
```

```

Interface "to_SR2_2"
-----
Local Address      : 192.0.2.1:0
Peer Address       : 198.51.100.1:0
Adjacency Type    : link                      State           : Established
Up Time           : 0d 00:23:12              Hold Time Remaining : 13
Hello Mesg Recv   : 368                      Hello Mesg Sent    : 367
Local IP Address   : 60.60.61.1
Peer IP Address    : 60.60.61.2
Local Hello Timeout: 15                      Remote Hello Timeout: 15
Local Cfg Seq No  : 1472397992              Remote Cfg Seq No  : 2705515863
Lcl IPv4 P2MP Capbl: Enabled                Rem IPv4 P2MP Capbl : Enabled (R)
Lcl IPv6 P2MP Capbl: Enabled                Rem IPv6 P2MP Capbl : Enabled (R)
Lcl IPv4 Pfx Capbl : Enabled                Rem IPv4 Pfx Capbl  : Enabled (R)
Lcl IPv6 Pfx Capbl : Enabled                Rem IPv6 Pfx Capbl  : Enabled (R)
-----

Interface "to_SR3"
-----
Local Address      : 192.0.2.1:0
Peer Address       : 203.0.113.1:0
Adjacency Type    : link                      State           : Established
Up Time           : 0d 00:27:36              Hold Time Remaining : 12
Hello Mesg Recv   : 438                      Hello Mesg Sent    : 437
Local IP Address   : 10.0.90.1
Peer IP Address    : 10.0.90.2
Local Hello Timeout: 15                      Remote Hello Timeout: 15
Local Cfg Seq No  : 3784603428              Remote Cfg Seq No  : 1928455485
Lcl IPv4 P2MP Capbl: Enabled                Rem IPv4 P2MP Capbl : Enabled (R)
Lcl IPv6 P2MP Capbl: Enabled                Rem IPv6 P2MP Capbl : Enabled (R)
Lcl IPv4 Pfx Capbl : Enabled                Rem IPv4 Pfx Capbl  : Enabled (R)
Lcl IPv6 Pfx Capbl : Enabled                Rem IPv6 Pfx Capbl  : Enabled (R)
=====
No. of IPv4 Hello Adjacencies: 5
=====
LDP IPv6 Hello Adjacencies
=====
-----

Interface "to_SR2"
-----
Local Address      : 10.0.50.1:0
Peer Address       : 10.0.50.2:0
Adjacency Type    : link                      State           : Established
Up Time           : 0d 00:19:22              Hold Time Remaining : 12
Hello Mesg Recv   : 306                      Hello Mesg Sent    : 306
Local IP Address   : fe80::4624:1ff:fe01:1
Peer IP Address    : fe80::4651:1ff:fe01:1
Local Hello Timeout: 15                      Remote Hello Timeout: 15
Local Cfg Seq No  : 3349779675              Remote Cfg Seq No  : 4177487405
Lcl IPv4 P2MP Capbl: Enabled                Rem IPv4 P2MP Capbl : Enabled (R)
Lcl IPv6 P2MP Capbl: Enabled                Rem IPv6 P2MP Capbl : Enabled (R)
Lcl IPv4 Pfx Capbl : Enabled                Rem IPv4 Pfx Capbl  : Enabled (R)
Lcl IPv6 Pfx Capbl : Enabled                Rem IPv6 Pfx Capbl  : Enabled (R)
-----

Interface "to_SR2_2"
-----
Local Address      : fe80::4624:1ff:fe*
Peer Address       : ff02::2
Adjacency Type    : link                      State           : Trying
=====
No. of IPv6 Hello Adjacencies: 2
=====
* indicates that the corresponding row element may have been truncated
*A:Dut-A#
  
```

```

*A:Dut-A# show router ldp discovery peer detail
=====
LDP IPv4 Hello Adjacencies
=====
-----
Peer 10.20.1.6
-----
Local Address      : 10.20.1.1:0
Peer Address       : 10.20.1.6:0
Adjacency Type    : targeted           State           : Established
Up Time           : 0d 00:02:48         Hold Time Remaining : 15
Hello Mesg Recv   : 46                 Hello Mesg Sent    : 45
Local IP Address  : 10.20.1.1
Peer IP Address   : 10.20.1.6
Local Hello Timeout: 15                 Remote Hello Timeout: 15
Local Cfg Seq No  : 3886383873          Remote Cfg Seq No   : 3487172342
Lcl IPv4 P2MP Capbl: Disabled           Rem IPv4 P2MP Capbl : Enabled
Lcl IPv6 P2MP Capbl: Disabled           Rem IPv6 P2MP Capbl : Enabled
Lcl IPv4 Pfx Capbl : Enabled            Rem IPv4 Pfx Capbl  : Enabled
Lcl IPv6 Pfx Capbl : Enabled            Rem IPv6 Pfx Capbl  : Enabled
=====
No. of IPv4 Hello Adjacencies: 1
=====
LDP IPv6 Hello Adjacencies
=====
-----
Peer 3ffe::a14:106
-----
Local Address      : 3ffe::a14:101[0]
Peer Address       : 3ffe::a14:106[0]
Adjacency Type    : targeted           State           : Established
Up Time           : 0d 00:01:03         Hold Time Remaining : 34
Hello Mesg Recv   : 6                 Hello Mesg Sent    : 5
Local IP Address  : 3ffe::a14:101
Peer IP Address   : 3ffe::a14:106
Local Hello Timeout: 45                 Remote Hello Timeout: 45
Local Cfg Seq No  : 4281565287          Remote Cfg Seq No   : 1836745726
Lcl IPv4 P2MP Capbl: Disabled           Rem IPv4 P2MP Capbl : Enabled
Lcl IPv6 P2MP Capbl: Disabled           Rem IPv6 P2MP Capbl : Enabled
Lcl IPv4 Pfx Capbl : Enabled            Rem IPv4 Pfx Capbl  : Enabled
Lcl IPv6 Pfx Capbl : Enabled            Rem IPv6 Pfx Capbl  : Enabled
=====
No. of IPv6 Hello Adjacencies: 1
=====
*A:Dut-A#

*A:Dut-A# show router ldp discovery adjacency-type targeted
=====
LDP IPv4 Hello Adjacencies
=====
Interface Name      Local Addr      State
AdjType            Peer Addr
-----
N/A                 10.20.1.1:0    Estab
targ                 10.20.1.6:0
-----
No. of IPv4 Hello Adjacencies: 1
=====
LDP IPv6 Hello Adjacencies
=====

```

```

Interface Name          Local Addr          State
AdjType                Peer Addr
-----
N/A                    3ffe::a14:101[0]   Estab
targ                   3ffe::a14:106[0]
-----
No. of IPv6 Hello Adjacencies: 1
=====
*A:Dut-A#
*A:Dut-A# show router ldp discovery adjacency-type targeted ipv6 state established
=====
LDP IPv6 Hello Adjacencies
=====
Interface Name          Local Addr          State
AdjType                Peer Addr
-----
N/A                    3ffe::a14:101[0]   Estab
targ                   3ffe::a14:106[0]
-----
No. of IPv6 Hello Adjacencies: 1
=====

=====
*A:Dut-A# show router ldp discovery peer
=====
LDP IPv4 Hello Adjacencies
=====
Interface Name          Local Addr          State
AdjType                Peer Addr
-----
N/A                    10.20.1.1:0        Estab
targ                   10.20.1.6:0
-----
No. of IPv4 Hello Adjacencies: 1
=====

=====
LDP IPv6 Hello Adjacencies
=====
Interface Name          Local Addr          State
AdjType                Peer Addr
-----
N/A                    3ffe::a14:101[0]   Estab
targ                   3ffe::a14:106[0]
-----
No. of IPv6 Hello Adjacencies: 1
=====
*A:Dut-A#
*A:Dut-A# show router ldp discovery peer 10.20.1.6
=====
LDP IPv4 Hello Adjacencies
=====
Interface Name          Local Addr          State
AdjType                Peer Addr
-----
N/A                    10.20.1.1:0        Estab

```

```

targ                               10.20.1.6:0
-----
No. of IPv4 Hello Adjacencies: 1
=====
*A:Dut-A#

*A:Dut-A# show router ldp discovery peer 10.20.1.6 detail
=====
LDP IPv4 Hello Adjacencies
=====
-----
Peer 10.20.1.6
-----
Local Address      : 10.20.1.1:0
Peer Address       : 10.20.1.6:0
Adjacency Type     : targeted           State           : Established
Up Time           : 0d 00:02:25         Hold Time Remaining : 11
Hello Mesg Recv   : 39                  Hello Mesg Sent    : 39
Local IP Address   : 10.20.1.1
Peer IP Address    : 10.20.1.6
Local Hello Timeout: 15                  Remote Hello Timeout: 15
Local Cfg Seq No  : 3886383873           Remote Cfg Seq No  : 3487172342
Lcl IPv4 P2MP Capbl: Disabled            Rem IPv4 P2MP Capbl : Enabled
Lcl IPv6 P2MP Capbl: Disabled            Rem IPv6 P2MP Capbl : Enabled
Lcl IPv4 Pfx Capbl : Enabled              Rem IPv4 Pfx Capbl  : Enabled
Lcl IPv6 Pfx Capbl : Enabled              Rem IPv6 Pfx Capbl  : Enabled
=====
No. of IPv4 Hello Adjacencies: 1
=====
*A:Dut-A#

*A:Dut-A# show router ldp discovery peer detail
=====
LDP IPv4 Hello Adjacencies
=====
-----
Peer 10.20.1.6
-----
Local Address      : 10.20.1.1:0
Peer Address       : 10.20.1.6:0
Adjacency Type     : targeted           State           : Established
Up Time           : 0d 00:02:48         Hold Time Remaining : 15
Hello Mesg Recv   : 46                  Hello Mesg Sent    : 45
Local IP Address   : 10.20.1.1
Peer IP Address    : 10.20.1.6
Local Hello Timeout: 15                  Remote Hello Timeout: 15
Local Cfg Seq No  : 3886383873           Remote Cfg Seq No  : 3487172342
Lcl IPv4 P2MP Capbl: Disabled            Rem IPv4 P2MP Capbl : Enabled
Lcl IPv6 P2MP Capbl: Disabled            Rem IPv6 P2MP Capbl : Enabled
Lcl IPv4 Pfx Capbl : Enabled              Rem IPv4 Pfx Capbl  : Enabled
Lcl IPv6 Pfx Capbl : Enabled              Rem IPv6 Pfx Capbl  : Enabled
=====
No. of IPv4 Hello Adjacencies: 1
=====
LDP IPv6 Hello Adjacencies
=====
-----
Peer 3ffe::a14:106
-----
Local Address      : 3ffe::a14:101[0]
Peer Address       : 3ffe::a14:106[0]
Adjacency Type     : targeted           State           : Established
  
```

```

Up Time           : 0d 00:01:03           Hold Time Remaining : 34
Hello Mesg Recv   : 6                   Hello Mesg Sent      : 5
Local IP Address  : 3ffe::a14:101
Peer IP Address   : 3ffe::a14:106
Local Hello Timeout: 45                 Remote Hello Timeout: 45
Local Cfg Seq No  : 4281565287          Remote Cfg Seq No    : 1836745726
Lcl IPv4 P2MP Capbl: Disabled           Rem IPv4 P2MP Capbl : Enabled
Lcl IPv6 P2MP Capbl: Disabled           Rem IPv6 P2MP Capbl : Enabled
Lcl IPv4 Pfx Capbl : Enabled            Rem IPv4 Pfx Capbl  : Enabled
Lcl IPv6 Pfx Capbl : Enabled            Rem IPv6 Pfx Capbl  : Enabled
=====
No. of IPv6 Hello Adjacencies: 1
=====
*A:Dut-A#
*A:Dut-A# show router ldp discovery adjacency-type targeted
=====
LDP IPv4 Hello Adjacencies
=====
Interface Name      Local Addr      State
AdjType            Peer Addr
-----
N/A                 10.20.1.1:0    Estab
targ                10.20.1.6:0
-----
No. of IPv4 Hello Adjacencies: 1
=====
LDP IPv6 Hello Adjacencies
=====
Interface Name      Local Addr      State
AdjType            Peer Addr
-----
N/A                 3ffe::a14:101[0] Estab
targ                3ffe::a14:106[0]
-----
No. of IPv6 Hello Adjacencies: 1
=====
*A:Dut-A#
*A:Dut-A# show router ldp discovery adjacency-type targeted ipv6 state established
=====
LDP IPv6 Hello Adjacencies
=====
Interface Name      Local Addr      State
AdjType            Peer Addr
-----
N/A                 3ffe::a14:101[0] Estab
targ                3ffe::a14:106[0]
-----
No. of IPv6 Hello Adjacencies: 1
=====
*A:Dut-A#
*A:Dut-A# show router ldp discovery session 10.20.1.6
=====
LDP IPv4 Hello Adjacencies
=====
Interface Name      Local Addr      State
AdjType            Peer Addr
-----
N/A                 10.20.1.1:0    Estab
  
```

```

targ                               10.20.1.6:0
-----
No. of IPv4 Hello Adjacencies: 1
=====
*A:Dut-A#

*A:Dut-A# show router ldp discovery interface "ip-10.10.1.1"
=====
LDP IPv4 Hello Adjacencies
=====
Interface Name                    Local Addr                    State
AdjType                           Peer Addr
-----
ip-10.10.1.1                      10.20.1.1:0                  Estab
link                               10.20.1.2:0
-----
No. of IPv4 Hello Adjacencies: 1
=====
LDP IPv6 Hello Adjacencies
=====
Interface Name                    Local Addr                    State
AdjType                           Peer Addr
-----
ip-10.10.1.1                      3ffe::a14:101[0]            Estab
link                               3ffe::a14:102[0]
-----
No. of IPv6 Hello Adjacencies: 1
=====
*A:Dut-A#

*A:Dut-A# show router ldp discovery interface "ip-10.10.1.1" detail
=====
LDP IPv4 Hello Adjacencies
=====
Interface "ip-10.10.1.1"
-----
Local Address      : 10.20.1.1:0
Peer Address       : 10.20.1.2:0
Adjacency Type    : link                      State                : Established
Up Time           : 0d 00:26:52                 Hold Time Remaining  : 14
Hello Mesg Recv   : 426                       Hello Mesg Sent      : 423
Local IP Address   : 10.10.1.1
Peer IP Address    : 10.10.1.2
Local Hello Timeout: 15                       Remote Hello Timeout: 15
Local Cfg Seq No   : 3499624168                 Remote Cfg Seq No    : 1622338078
Lcl IPv4 P2MP Capbl: Enabled                   Rem IPv4 P2MP Capbl : Enabled
Lcl IPv6 P2MP Capbl: Enabled                   Rem IPv6 P2MP Capbl : Enabled
Lcl IPv4 Pfx Capbl : Enabled                   Rem IPv4 Pfx Capbl  : Enabled
Lcl IPv6 Pfx Capbl : Enabled                   Rem IPv6 Pfx Capbl  : Enabled
=====
No. of IPv4 Hello Adjacencies: 1
=====
LDP IPv6 Hello Adjacencies
=====
Interface "ip-10.10.1.1"
-----
Local Address      : 3ffe::a14:101[0]
  
```



```

Peer Address      : 3ffe::a14:102[0]
Adjacency Type   : link                               State      : Established
Up Time          : 0d 00:26:32                       Hold Time Remaining : 12
Hello Mesg Recv  : 421                               Hello Mesg Sent    : 418
Local IP Address : fe80::11
Peer IP Address  : fe80::12
Local Hello Timeout: 15                               Remote Hello Timeout: 15
Local Cfg Seq No : 1658693689                         Remote Cfg Seq No  : 4291225243
Lcl IPv4 P2MP Capbl: Enabled                          Rem IPv4 P2MP Capbl : Enabled
Lcl IPv6 P2MP Capbl: Enabled                          Rem IPv6 P2MP Capbl : Enabled
Lcl IPv4 Pfx Capbl : Enabled                          Rem IPv4 Pfx Capbl  : Enabled
Lcl IPv6 Pfx Capbl : Enabled                          Rem IPv6 Pfx Capbl  : Enabled
=====
No. of IPv6 Hello Adjacencies: 1
=====
*A:Dut-A#
*A:Dut-A# show router ldp discovery interface "ip-10.10.1.1" summary
  No. of IPv4 Hello Adjacencies: 1
  No. of IPv6 Hello Adjacencies: 1
*A:Dut-A#
*A:Dut-A# show router ldp discovery interface "ip-10.10.2.1" state established
=====
LDP IPv4 Hello Adjacencies
=====
Interface Name      Local Addr      State
AdjType            Peer Addr
-----
ip-10.10.2.1      10.20.1.1:0    Estab
link              10.20.1.3:0
-----
No. of IPv4 Hello Adjacencies: 1
=====
LDP IPv6 Hello Adjacencies
=====
Interface Name      Local Addr      State
AdjType            Peer Addr
-----
ip-10.10.2.1      3ffe::a14:101[0] Estab
link              3ffe::a14:103[0]
-----
No. of IPv6 Hello Adjacencies: 1
=====
*A:Dut-A#
*A:Dut-A# show router ldp discovery state established
=====
LDP IPv4 Hello Adjacencies
=====
Interface Name      Local Addr      State
AdjType            Peer Addr
-----
N/A                10.20.1.1:0    Estab
targ               10.20.1.6:0
ip-10.10.1.1      10.20.1.1:0    Estab
link              10.20.1.2:0
ip-10.10.2.1      10.20.1.1:0    Estab
link              10.20.1.3:0
=====

```

```

No. of IPv4 Hello Adjacencies: 3
=====
LDP IPv6 Hello Adjacencies
=====
Interface Name          Local Addr          State
AdjType                Peer Addr
-----
N/A                    3ffe::a14:101[0]   Estab
targ                   3ffe::a14:106[0]
ip-10.10.1.1          3ffe::a14:101[0]   Estab
link                   3ffe::a14:102[0]
ip-10.10.2.1          3ffe::a14:101[0]   Estab
link                   3ffe::a14:103[0]
-----

No. of IPv6 Hello Adjacencies: 3
=====
*A:Dut-A#
*A:Dut-A# show router ldp discovery adjacency-type link
=====
LDP IPv4 Hello Adjacencies
=====
Interface Name          Local Addr          State
AdjType                Peer Addr
-----
ip-10.10.1.1          10.20.1.1:0        Estab
link                   10.20.1.2:0
ip-10.10.2.1          10.20.1.1:0        Estab
link                   10.20.1.3:0
-----

No. of IPv4 Hello Adjacencies: 2
=====
LDP IPv6 Hello Adjacencies
=====
Interface Name          Local Addr          State
AdjType                Peer Addr
-----
ip-10.10.1.1          3ffe::a14:101[0]   Estab
link                   3ffe::a14:102[0]
ip-10.10.2.1          3ffe::a14:101[0]   Estab
link                   3ffe::a14:103[0]
-----

No. of IPv6 Hello Adjacencies: 2
=====
*A:Dut-A#
*A:Dut-A# show router ldp discovery adjacency-type link ipv6
=====
LDP IPv6 Hello Adjacencies
=====
Interface Name          Local Addr          State
AdjType                Peer Addr
-----
ip-10.10.1.1          3ffe::a14:101[0]   Estab
link                   3ffe::a14:102[0]
  
```

```

ip-10.10.2.1          3ffe::a14:101[0]      Estab
Link                 3ffe::a14:103[0]
-----
No. of IPV6 Hello Adjacencies: 2
=====
*A:Dut-A#
*A:Dut-A# show router ldp discovery session 10.20.1.2
=====
LDP IPv4 Hello Adjacencies
=====
Interface Name      Local Addr           State
AdjType            Peer Addr
-----
ip-10.10.1.1       10.20.1.1:0         Estab
Link               10.20.1.2:0
-----
No. of IPv4 Hello Adjacencies: 1
=====
*A:Dut-A#
*A:Dut-A# show router ldp discovery session 10.20.1.2 summary
No. of IPv4 Hello Adjacencies: 1
*A:Dut-A#
  
```

8.33 dist-cpu-protection

dist-cpu-protection

Syntax

cpu-protection

Context

[\[Tree\]](#) (show>system>security dist-cpu-protection)

Full Context

show system security dist-cpu-protection

Description

Commands in this context display Distributed CPU Protection information.

Platforms

All

dist-cpu-protection

Syntax

dist-cpu-protection

Context

[Tree] (tools>perform>security dist-cpu-protection)

[Tree] (tools>dump>security dist-cpu-protection)

Full Context

tools perform security dist-cpu-protection

tools dump security dist-cpu-protection

Description

This command displays to release Distributed CPU Protection parameters and status at the per card and forwarding plane level.

Platforms

All

dist-cpu-protection

Syntax

dist-cpu-protection [detail]

Context

[Tree] (show>port dist-cpu-protection)

Full Context

show port dist-cpu-protection

Description

This command displays distributed CPU protection information.

Parameters

detail

Displays detailed information.

Platforms

All

8.34 diversity

diversity

Syntax

diversity *diversity-assoc-name*

Context

[Tree] (show>router>pcep>pcc>pce-assoc diversity)

Full Context

show router pcep pcc pce-associations diversity

Description

This command displays the diversity association information.

If a diversity association name is not specified, the information for all configured diversity associations is displayed.

Parameters

diversity-assoc-name

Specifies the diversity association name.

Platforms

All

Output

The following output is an example of diversity association information, and [Table 115: Show Diversity Association Descriptions](#) describes the output fields.

Sample Output

```
*A:Dut-C>config>router>mpls>lsp# show router pcep pcc pce-associations diversity "test_div"
=====
PCEP PCC Diversity Associations Info
=====
Association Name      : test_div
Association ID        : 20
Diversity Type       : link
Disjoint Reference   : False
Association Source    : 192.168.213.59
Disjointness Type    : loose
=====
```

Table 115: Show Diversity Association Descriptions

Label	Description
Association Name	The diversity association name

Label	Description
Association ID	The diversity association ID
Association Source	The diversity source address of the diversity association. Both IPv4 and IPv6 addresses are supported.
Diversity Type	The diversity type of the diversity association
Disjointness Type	The disjointness type of the diversity association
Disjoint Reference	The P-flag value conveyed to the disjointness configuration TLV

8.35 dm

dm

Syntax

dm [*interval seconds*] [*repeat repeat*] [**absolute** | **rate**]

Context

[\[Tree\]](#) (monitor>oam-pm>session dm)

Full Context

monitor oam-pm session dm

Description

This command monitors the MPLS Delay Measurement (DM) statistics for the specified test's raw measurement interval.

Parameters

seconds

Specifies the time interval, in seconds.

Values 3 to 60

Default 10

repeat

Specifies the number of times the command is repeated.

Values 1 to 999

Default 10

absolute

Specifies that the raw statistics are displayed, without processing. No calculations are performed on the delta or rate statistics.

rate

Specifies that the rate-per-second is displayed.

Default delta

Platforms

7450 ESS, 7750 SR, 7750 SR-a, 7750 SR-e, 7750 SR-s, 7950 XRS

dm

Syntax

dm

Context

[\[Tree\]](#) (show>oam-pm>stats>session dm)

Full Context

show oam-pm statistics session dm

Description

This command selects the session's MPLS DM test for the statistical display.

Platforms

7450 ESS, 7750 SR, 7750 SR-a, 7750 SR-e, 7750 SR-s, 7950 XRS

8.36 dmm

dmm

Syntax

dmm [interval *seconds*] [repeat *repeat*] [absolute | rate]

Context

[\[Tree\]](#) (monitor>oam-pm>session dmm)

Full Context

monitor oam-pm session dmm

Description

This command monitors the Ethernet Delay Measurement Message (DMM) statistics for the specified test's raw measurement interval.

Parameters

seconds

Specifies the time interval, in seconds.

Values 3 to 60

Default 10

repeat

Specifies the number of times the command is repeated.

Values 1 to 999

Default 10

absolute

Specifies that the raw statistics are displayed, without processing. No calculations are performed on the delta or rate statistics.

rate

Specifies that the rate-per-second is displayed.

Default delta

Platforms

All

dmm

Syntax

dmm

Context

[\[Tree\]](#) (show>oam-pm>stats>session dmm)

Full Context

show oam-pm statistics session dmm

Description

This command selects the session's Ethernet DMM test for the statistical display.

Platforms

All

8.37 dns

dns

Syntax

dns

Context

[\[Tree\]](#) (show>router dns)

Full Context

show router dns

Description

This command displays DNS information.

Platforms

All

Output

The following output is an example of DNS settings information.

Sample Output

```
*A:Dut-C# show router dns
=====
Redirect VPRN           : Service: 300
Administrative state    : enabled
Default domain name    : (Not Specified)
Primary DNS             : 9.0.0.22
Secondary DNS           : 2009::16
Tertiary DNS            : (Not Specified)
IPv4 source address     : 5.1.45.3
IPv6 source address     : 2005::1:2d:3
Last management change  : 01/13/2020 11:00:13
```

8.38 dns-ip-cache

dns-ip-cache

Syntax

dns-ip-cache *cache-name* **isa** *mda-id*

dns-ip-cache *cache-name*

Context

[\[Tree\]](#) (show>app-assure>group dns-ip-cache)

Full Context

show application-assurance group dns-ip-cache

Description

This command displays the application assurance DNS IP cache statistics and status information.

Parameters

cache-name

Specifies the DNS IP cache for a particular ISA-AA card, up to 32 characters.

mda-id

Specifies the AA ISA.

Values slot 1 to 10, mda 1 to 2

Platforms

7450 ESS, 7750 SR, 7750 SR-e, 7750 SR-s, VSR

Output

[Table 116: Show DNS IP Cache Output Fields](#) describes the **show** command output fields.

Table 116: Show DNS IP Cache Output Fields

Label	Description
Admin Status	Indicates the administrative status of the DNS IP cache. [Up Down]
Domain expressions	Indicates the number of DNS domain expressions configured.
Server addresses	Indicates the number of server-addresses configured
High-Watermark	Indicates the value, in percentage, of the configured high watermark.
Low-Watermark	Indicates the value, in percentage, of the configured low watermark.
Cache-size	Indicates the value of the configured maximum cache size.

Label	Description
Usage	Indicates the value, in percentage, of the total for the number of entries in the cache.
Alarm State	Indicates the status of the alarm related to the DNS IP cache high/low watermark utilization. The alarm is raised when the high watermark is crossed; it is cleared when it goes below the low watermark. [Clear Raised]
Hit-Count	Indicates the number of times an IP address lookup in this cache was successful.
Total responses	Indicates the total number of DNS responses analyzed.
Domain name matched	Indicates the number of times a domain name defined in the DNS match criteria matched a DNS response.
Domain & server matched	Indicates the number of times both the domain name and server address defined in the DNS match criteria matched a DNS response.
Total entries added	Indicates the total number of IP entries added in the cache.
Total entries removed	Indicates the total number of IP entries removed from the cache after the entry expired.
Full count	Indicates the total number of IP entries in the cache.
Hit Count	Indicates the number of times an IP address lookup in this cache was successful. The IP address lookup is performed in app-filters and is successful if the server address DNS IP cache criteria is met.
Miss Count	Indicates the number of times an IP address lookup in this cache was unsuccessful. The IP address lookup is performed in app-filters and is unsuccessful if the server address DNS IP cache criteria is not met.

Sample Output

```
*A:7750# show application-assurance group 1 dns-ip-cache "Default DNS IP Cache"
=====
Application Assurance Group 1 dns-ip-cache "Default DNS IP Cache"
=====
Admin Status           : Up

Domain expressions     : 11 (out of 32)
Server addresses       : 0 (out of 64)
High watermark         : 40%
Low watermark          : 35%
Cache size             : 5000

-----
ISA                    Usage          (%)          Alarm          Hit Count
State
```

```

-----
1/2              0      (0.00%)      clear          0
3/2             133    (88.66%)      raised         18
=====

*A:7750# show application-assurance group 1 dns-ip-cache "Default DNS IP Cache" isa 3/1
=====
Application Assurance Group 1 dns-ip-cache "Default DNS IP Cache" ISA 3/1
=====
Admin Status           : Up

Domain expressions     : 11 (out of 32)
Server addresses       : 0 (out of 64)
High watermark         : 40%
Low watermark          : 35%
Cache size             : 5000

-----
ISA 3/1 DNS Stats
-----
DNS
  Total responses      : 5751
  Domain name matched  : 106
  Domain & server matched : 106
Cache
  Total entries added   : 118
  Total entries removed : 0
  Usage                 : 118 (2.36%) threshold alarm clear
  Full count           : 0

  Hit count            : 274
  Miss count           : 20379
=====

```

dns-ip-cache

Syntax

dns-ip-cache *dns-ip-cache-name* *url file-url*

dns-ip-cache *dns-ip-cache-name* **isa** *mda-id/esa-vm-id* [*url file-url*] [**new-ip-count**]

Context

[Tree] (tools>dump>app-assure>group dns-ip-cache)

Full Context

tools dump application-assurance group dns-ip-cache

Description

This command displays the list of IP addresses stored in a DNS IP cache.

Parameters

dns-ip-cache-name

Specifies a DNS IP cache name, up to 32 characters.

url file-url

Specifies the URL for the file to direct the search output to. The file may be local or remote.

Values

local-url remote-url	local-url	[<cf-flash-id>/][<file-path>] 200 chars max, including cf-flash-id directory length 99 chars max each
	remote-url	{ftp tftp}://[<login>:<pswd>@] <remote-locn>/[<file-path>] 255 chars max <file-path> 199 chars max
	remote-locn	{ <hostname> <ipv4-address> "["<ipv6-address>"]" }[:<port>]
	ipv4-address	a.b.c.d
	ipv6-address	x:x:x:x:x:x:x[-interface] x:x:x:x:x:d.d.d.d[-interface] x - [0..FFFF]H d - [0..255]D interface - 32 chars max, for link local addresses
	port	[0..65535]
	cf-flash-id	cf1: cf1-A: cf1-B: cf2: cf2-A: cf2-B: cf3: cf3-A: cf3-B:

isa mda-id/esa-vm-id

Specifies the DNS IP cache for a particular ISA-AA card.

Values

slot/mda	slot: 1 to 10 mda: 1, 2
esa-esa-id/vm-id	esa-id: 1 to 16 vm-id: 1 to 4

new-ip-count

Displays the number of new IP addresses added to the cache.

Platforms

7450 ESS, 7750 SR, 7750 SR-e, 7750 SR-s, VSR

Output

The following are output examples for this command.

Sample Output

```
*A:7750# tools dump application-assurance group 1 dns-ip-cache "Default DNS IP Cache"
isa 3/2
=====
Application-Assurance dns-ip-cache "Default DNS IP Cache"
Current Time:         "01/21/2015 16:44:00" (UTC)
  group:              1
  isa:                3/2
  admin state:       no shutdown
  max-entries:       150
=====
ip-address            creationTime(UTC)    lastUpdated(sec)
numDNSResponses      lastMatchTime(UTC)  numTimesMatched
2001:db8:3d40:3::3fa8:3d59 "01/21/2015 16:42:49" 71      5
"01/21/2015 16:42:49" 0
2001:db8:3d40:3::3fa8:3d0b "01/21/2015 16:42:49" 71      1
"01/21/2015 16:42:49" 0
2001:db7:3d40:3::3fa8:3d2b "01/21/2015 16:42:49" 71      1
"01/21/2015 16:42:49" 0
192.168.74.203        "01/21/2015 16:42:36" 84      67
"01/21/2015 16:42:36" 0
192.168.124.91       "01/21/2015 16:42:36" 84      15
"01/21/2015 16:42:36" 0
192.168.124.97       "01/21/2015 16:42:36" 84      15
"01/21/2015 16:42:36" 0
192.168.86.136       "01/21/2015 16:42:36" 84      5
"01/21/2015 16:42:36" 0
192.168.74.176       "01/21/2015 16:42:36" 84      67
"01/21/2015 16:42:36" 0
192.168.86.99        "01/21/2015 16:42:36" 84      11
"01/21/2015 16:42:36" 0
```

Sample Output

```
>/tools dump application-assurance group 1 dns-ip-cache "Default DNS IP Cache" isa 5/2 new-ip-
count
=====
Application-Assurance dns-ip-cache "Default DNS IP Cache"
Current Time:         "08/06/2020 15:16:50" (UTC)
  group:              1
  isa:                5/2
  admin state:       no shutdown
  num-domains:       2
=====
domain                hostname                new-ip-count
"Tango"               "*.tango.me$"          37
"Google"              "*.google.*"           6
=====
```

Table 117: Tools DNS IP Cache Output Fields

Label	Description
ip-address	Indicates the IP address stored in the DNS IP cache. The address is added into the cache if the DNS response meets the DNS IP cache match criteria (domain name and DNS server address).
creationTime	Indicates the time at which the entry was created. The entry is created by a DNS response meeting the DNS IP cache match criteria (domain name and DNS server address).
lastUpdated(UTC)	Indicates the time at which the entry was last updated, either from a new IP flow (fully classified) using the same IP address or a new DNS response meeting the DNS IP cache match criteria.
numDNSResponses	Indicates the number of DNS responses including this IP address meeting the DNS IP cache match criteria.
lastMatchTime(UTC)	Indicates the last time the IP address matched an app-filter with a server address DNS IP cache criteria.
numTimesMatched	Indicates the number of times the IP address matched an app-filter with a server address DNS IP cache.
domain	Indicates the domain as configured in dns-ip-cache.
hostname	Indicates the hostname as configured in dns-ip-cache.
new-ip-count	Indicates the number of new IP addresses added in the cache for the domain.

8.39 domain

domain

Syntax

domain [*domain-name*] [**association**]

Context

[Tree] (show>service>vsd domain)

Full Context

show service vsd domain

Description

This command shows all the parameters related to a VSD domain created by the user or by VSD.

Parameters

domain-name

Specifies the name of the VSD domain. 64 characters maximum.

association

Displays associations for the specified VSD domain.

Platforms

All

Output

Sample Output

```
*A:PE71(1)# show service vsd domain
=====
VSD Domain Table
=====
Name                               Type           Origin         Admin
-----
L2-DOMAIN-5                         l2Domain       vsd            inService
-----
Number of domain entries: 1
=====

*A:PE71(1)# show service vsd domain "L2-DOMAIN-5"
=====
VSD Information
=====
Name           : L2-DOMAIN-5
Description    : L2-DOMAIN-5
Type           : l2Domain
Admin State    : inService
Last Error To Vsd : (Not Specified)
Last Error From Vsd: (Not Specified)

Statistics
-----
Last Cfg Chg Evt   : 07/15/2015 21:20:23      Cfg Chg Evts   : 1
Last Cfg Update    : 07/15/2015 21:20:23      Cfg Upd Rcvd   : 1
Last Cfg Done      : 07/15/2015 21:20:23
Cfg Success        : 1
Cfg Failed         : 0
Last Recd Params   : script = {'domain' : '', 'vn
                   : i' : '64000', 'rt' : 'target
                   : :64000:64000', 'rte' : 'targ
                   : et:64000:64000', 'servicetyp
                   : e' : 'L2DOMAIN', 'metadata'
                   : : 'rd=1:1, sap=1/1/10:3000 '
                   : }
Last Exec Params   : script = {'domain' : '', 'vn
                   : i' : '64000', 'rt' : 'target
                   : :64000:64000', 'rte' : 'targ
                   : et:64000:64000', 'servicetyp
                   : e' : 'L2DOMAIN', 'metadata'
                   : : 'rd=1:1, sap=1/1/10:3000 '
```



```

: }
=====
*A:PE71(1)# show service vsd domain "L2-DOMAIN-5" association
=====
Service VSD Domain
=====
Svc Id      Svc Type  Domain Type  Domain Admin  Origin
-----
64000      vpls     l2Domain     inService     vsd
-----
Number of entries: 1
=====

```

domain

Syntax

domain name *name*

Context

[\[Tree\]](#) (tools>dump>service>domain-to-vsd-mapping domain)

Full Context

tools dump service domain-to-vsd-mapping domain

Description

This command shows mapping of a specified VSD to a vsd-domain.

Parameters

name

Specifies a VSD domain name.

Platforms

All

Output

Sample Output

```

Dut# tools dump service domain-to-vsd-mapping domain name "nuage_501"
=====
Domain to VSD Mapping
=====
Domain name                VSD
-----
nuage_501                  cna@vsd1-hy.alu-srpm.us/nuage
=====

```

domain

Syntax

domain name [*name*] **refresh-config**

Context

[\[Tree\]](#) (tools>perform>service>vsd domain)

Full Context

tools perform service vsd domain

Description

This command instructs the system to refresh the configuration of a specified domain immediately instead of waiting for the next audit interval.

Parameters

name

Specifies the name of the VSD domain.

Platforms

All

domain

Syntax

domain [*md-index*] [**association** *ma-index* | **all-associations** [**detail**]]

Context

[\[Tree\]](#) (show>eth-cfm domain)

Full Context

show eth-cfm domain

Description

This command displays domain information.

Parameters

md-index

Specifies the Maintenance Domain (MD) index value.

Values 1 to 4294967295

ma-index

Specifies the Maintenance Association (MA) index value.

Values 1 to 4294967295

all-associations

Displays information all maintenance associations.

detail

Displays detailed information.

Platforms

7450 ESS, 7750 SR, 7750 SR-a, 7750 SR-e, 7750 SR-s, 7950 XRS

Output

The following are examples of ETH-CFM domain information. The following table describes the output fields.

Sample Output

```
*A:node-1# show eth-cfm domain
=====
CFM Domain Table
=====
Md-index   Level Name                                     Format
-----
10          0      InfrastructureL0                               CharString
12          2                                     none
13          3                                     none
14          4                                     none
15          5                                     none
=====
```

```
*A:node-1# show eth-cfm domain
=====
eth-cfm CFM Domain Table
=====
Md-index   Level Name                                     Format
-----
1           4      test-1                                         charString
7           4      AA:BB:CC:DD:EE:FF-0                          macAddressAndUint
=====
```

*A:node-1#

```
*A:node-1# show eth-cfm domain 1 detail
=====
Domain 1
Md-index      : 1          Level           : 4
Permission    : sendIdNone  MHF Creation    : defMHFnone
Name Format    : charString  Next Ma Index   : 3
Name          : test-1
=====
```

*A:node-1#

Table 118: ETH-CFM Domain Field Descriptions

Label	Description
Md-index	Displays the Maintenance Domain (MD) index value.

Label	Description
Level	Displays an integer identifying the Maintenance Domain Level (MD Level). Higher numbers correspond to higher Maintenance Domains, those with the greatest physical reach, with the highest values for customers' CFM PDUs. Lower numbers correspond to lower Maintenance Domains, those with more limited physical reach, with the lowest values for CFM PDUs protecting single bridges or physical links.
Name	Displays a generic Maintenance Domain (MD) name.
Format	Displays the type of the Maintenance Domain (MD) name. Values include dns , mac , and <i>string</i> .

domain

Syntax

domain [*domain-name*]

Context

[\[Tree\]](#) (show>router>firewall domain)

Full Context

show router firewall domain

Description

This command lists an overview of all firewall domains that are provisioned in the routing instance.

Configuring the *domain-name* parameter will display operational details for the specified firewall domain.

Parameters

domain-name

Specifies the name of a firewall domain, up to 32 characters maximum.

Platforms

7450 ESS, 7750 SR, 7750 SR-e, 7750 SR-s, VSR

Output

The following output is an example of firewall domain information.

Sample Output

```
Node# show router 4 firewall domain
=====
Firewall domains
=====
Domain                               NAT-group  Admin-state
```

```

-----
demo_domain_01          1          in-service
domain_slaac_4         1          in-service
-----
No. of firewall domains: 2
=====

Node# show router 4 firewall domain "domain_slaac_4"
=====
Firewall domain "domain_slaac_4"
=====
ISA group                : 1
Administrative state     : in-service
Last management change   : 01/23/2017 10:47:24
=====
Firewall domain prefixes
=====
Prefix                    Description
-----
2001:db8:5ffe::/32       (Not Specified)
-----
No. of prefixes: 1
=====

```

domain

Syntax

```

domain ipsec-domain-id [now] auto
domain ipsec-domain-id [now] to router-id

```

Context

[\[Tree\]](#) (tools>perform>redundancy>multi-chassis>mc-ipsec>force-switchover domain)

Full Context

tools perform redundancy multi-chassis mc-ipsec force-switchover domain

Description

This command triggers an IPsec N:M switchover for the specified IPsec domain.

Parameters

ipsec-domain-id

Specifies the multi-chassis IPsec domain value.

Values 1 to 255

now

Specifies to switchover without confirmation.

auto

Automatically elects a new active node, excluding the current active node.

to router-id

Specifies the router ID of the new active node.

Platforms

7450 ESS, 7750 SR, 7750 SR-e, 7750 SR-s, VSR

8.40 domain-to-vsd-mapping

domain-to-vsd-mapping

Syntax

domain-to-vsd-mapping

Context

[\[Tree\]](#) (tools>dump>service domain-to-vsd-mapping)

Full Context

tools dump service domain-to-vsd-mapping

Description

Commands in this context dump domain-to-vsd mappings.

Platforms

All

8.41 dot1x

dot1x

Syntax

dot1x

Context

[\[Tree\]](#) (show>system>security dot1x)

Full Context

show system security dot1x

Description

This command displays IEEE 802.1X authentication information.

Platforms

All

8.42 downgrade

downgrade

Syntax

downgrade target-version target [reboot]

Context

[\[Tree\]](#) (tools>perform>persistence downgrade)

Full Context

tools perform persistence downgrade

Description

This command downgrades persistence files to a previous version.

Parameters

target

Specifies the downgrade version.

reboot

Specifies to reboot the system after a successful conversion.

Platforms

All

8.43 drain

drain

Syntax

[no] drain

Context

[\[Tree\]](#) (tools>perform>router>l2tp>group drain)

Full Context

tools perform router l2tp group drain

Description

This command triggers an attempt to drain a specified L2TP tunnel group.

Platforms

7450 ESS, 7750 SR, 7750 SR-a, 7750 SR-e, 7750 SR-s, VSR

drain

Syntax

[no] drain

Context

[\[Tree\]](#) (tools>perform>router>l2tp>group>tunnel drain)

[\[Tree\]](#) (tools>perform>router>l2tp>tunnel drain)

Full Context

tools perform router l2tp group tunnel drain

tools perform router l2tp tunnel drain

Description

This command triggers an attempt to drain a specified L2TP tunnel.

Platforms

7450 ESS, 7750 SR, 7750 SR-a, 7750 SR-e, 7750 SR-s, VSR

drain

Syntax

[no] drain

Context

[\[Tree\]](#) (tools>perform>router>l2tp>peer drain)

Full Context

tools perform router l2tp peer drain

Description

This command triggers an attempt to drain a specified L2TP peer.

Platforms

7450 ESS, 7750 SR, 7750 SR-a, 7750 SR-e, 7750 SR-s, VSR

8.44 ds-lite-b4

ds-lite-b4

Syntax

dscp-table [*value dscp-value*]

Context

[\[Tree\]](#) (show>subscr-mgmt>vrgw>brg>gateway ds-lite-b4)

Full Context

show subscriber-mgmt vrgw brg gateway ds-lite-b4

Description

This command displays the DS-Lite B4 services of a gateway.

Platforms

7450 ESS, 7750 SR, 7750 SR-a, 7750 SR-e, 7750 SR-s, VSR

8.45 dscp-map

dscp-map

Syntax

dscp-map [*dscp-name*]

Context

[\[Tree\]](#) (show>router>sgt-qos dscp-map)

Full Context

show router sgt-qos dscp-map

Description

This command displays DSCP to FC mappings.

Parameters

dscp-name

Specifies the DSCP name.

Values be, ef, cp1, cp2, cp3, cp4, cp5, cp6, cp7, cp9, cs1, cs2, cs3, cs4, cs5, nc1, nc2, af11, af12, af13, af21, af22, af23, af31, af32, af33, af41, af42, af43, cp11, cp13, cp15, cp17, cp19, cp21, cp23, cp25, cp27, cp29, cp31, cp33, cp35, cp37, cp39, cp41, cp42, cp43, cp44, cp45, cp47, cp49, cp50, cp51, cp52, cp53, cp54, cp55, cp57, cp58, cp59, cp60, cp61, cp62, cp63

Platforms

All

Output

The following output is an example of DSCP mapping information.

Sample Output

```
A:ALA-A# show router sgt-qos dscp-map
```

```
=====
```

```
DSCP to FC Mappings
```

```
=====
```

DSCP Value	FC Value	Default FC Value
be	nc	nc
cp1	be	be
cp2	be	be
cp3	be	be
cp4	be	be
cp5	be	be
cp6	be	be
cp7	be	be
cs1	be	be
cp9	be	be
af11	af	af
cp11	be	be
af12	af	af
cp13	be	be
af13	af	af
cp15	be	be
cs2	be	be
cp17	be	be
af21	l1	l1
cp19	be	be
af22	l1	l1
cp21	be	be
af23	l1	l1
cp23	be	be
cs3	be	be
cp25	be	be
af31	l1	l1
cp27	be	be
af32	l1	l1

```

cp29      be      be
af33      l1      l1
cp31      be      be
cs4       be      be
cp33      be      be
af41      nc      nc
cp35      be      be
af42      h2      h2
cp37      be      be
af43      h2      h2
cp39      be      be
cs5       be      be
cp41      be      be
cp42      be      be
cp43      be      be
cp44      be      be
cp45      be      be
ef        ef      ef
cp47      be      be
nc1       nc      nc
cp49      be      be
cp50      h2      h2
cp51      be      be
cp52      be      be
cp53      be      be
cp54      be      be
cp55      be      be
nc2       nc      nc
cp57      be      be
cp58      be      be
cp59      be      be
cp60      be      be
cp61      be      be
cp62      be      be
cp63      be      be
  
```

```

=====
A:ALA-A#
  
```

8.46 dscp-table

dscp-table

Syntax

dscp-table [*value dscp-value*]

Context

[Tree] (show>qos dscp-table)

Full Context

show qos dscp-table

Description

This command displays the DSCP name-to-DSCP value mappings.

Parameters

value *dscp-value*

The specific DSCP value for which to display information.

Values 0 to 63

Default Show all values

Platforms

All

Output

The following output is an example of `dscp-table` information, and [Table 119: Show QoS DSCP Table Output Fields](#) describes the output fields.

Sample Output

```
A:ALA-48# show qos dscp-table
=====
DSCP Mapping
=====
DSCP Name      DSCP Value    TOS (bin)     TOS (hex)
-----
be             0             0000 0000     00
cp1            1             0000 0100     04
cp2            2             0000 1000     08
cp3            3             0000 1100     0C
cp4            4             0001 0000     10
cp5            5             0001 0100     14
cp6            6             0001 1000     18
cp7            7             0001 1100     1C
cs1            8             0010 0000     20
cp9            9             0010 0100     24
af11           10            0010 1000     28
cp11           11            0010 1100     2C
af12           12            0011 0000     30
cp13           13            0011 0100     34
af13           14            0011 1000     38
cp15           15            0011 1100     3C
cs2            16            0100 0000     40
cp17           17            0100 0100     44
af21           18            0100 1000     48
cp19           19            0100 1100     4C
af22           20            0101 0000     50
cp21           21            0101 0100     54
af23           22            0101 1000     58
cp23           23            0101 1100     5C
cs3            24            0110 0000     60
cp25           25            0110 0100     64
af31           26            0110 1000     68
cp27           27            0110 1100     6C
af32           28            0111 0000     70
cp29           29            0111 0100     74
af33           30            0111 1000     78
cp31           31            0111 1100     7C
cs4            32            1000 0000     80
cp33           33            1000 0100     84
af41           34            1000 1000     88
```

```

cp35      35      1000 1100      8C
af42      36      1001 0000      90
cp37      37      1001 0100      94
af43      38      1001 1000      98
cp39      39      1001 1100      9C
cs5       40      1010 0000      A0
cp41      41      1010 0100      A4
cp42      42      1010 1000      A8
cp43      43      1010 1100      AC
cp44      44      1011 0000      B0
cp45      45      1011 0100      B4
ef        46      1011 1000      B8
cp47      47      1011 1100      BC
nc1       48      1100 0000      C0
cp49      49      1100 0100      C4
cp50      50      1100 1000      C8
cp51      51      1100 1100      CC
cp52      52      1101 0000      D0
cp53      53      1101 0100      D4
cp54      54      1101 1000      D8
cp55      55      1101 1100      DC
nc2       56      1110 0000      E0
cp57      57      1110 0100      E4
cp58      58      1110 1000      E8
cp59      59      1110 1100      EC
cp60      60      1111 0000      F0
cp61      61      1111 0100      F4
cp62      62      1111 1000      F8
cp63      63      1111 1100      FC
=====
A:ALA-48#

A:ALA-48# show qos dscp-table value 46
=====
DSCP Mapping
=====
DSCP Name      DSCP Value      TOS (bin)      TOS (hex)
-----
ef              46              1011 1000      B8
=====
A:ALA-48#
    
```

Table 119: Show QoS DSCP Table Output Fields

Label	Description
DSCP Name	Displays the name of the DiffServ code point to be associated with the forwarding class.
DSCP Value	Displays the DSCP values, between 0 and 63.
TOS (bin)	Displays the type of service in binary format.
TOS (hex)	Displays the type of service in hex format.

8.47 dslite-lsn-sub

dslite-lsn-sub

Syntax

```
dslite-lsn-sub router router-instance b4-address-prefix ipv6-prefix
```

Context

[\[Tree\]](#) (clear>nat dslite-lsn-sub)

Full Context

```
clear nat dslite-lsn-sub
```

Description

This command clears NAT mappings for Dual-Stack Lite (DS-Lite) LSN subscribers.

Parameters

router-instance

Specifies the router instance, up to 32 characters.

ipv6-prefix

Specifies the IPv6 prefix and length.

- Values**
- x:x:x:x:x:x:x (eight 16-bit pieces)
 - x:x:x:x:x:d.d.d.d
 - x: [0 to FFFF]H
 - d: [0 to 255]D

Platforms

7450 ESS, 7750 SR, 7750 SR-e, 7750 SR-s, VSR

8.48 dump

dump

Syntax

```
dump
```

Context

[\[Tree\]](#) (tools dump)

Full Context

tools dump

Description

Commands in this context display troubleshooting information.

Platforms

All

8.49 duplicate

```
duplicate
```

Syntax

```
duplicate [ip-address]
```

Context

[\[Tree\]](#) (clear>service>id>proxy-arp duplicate)

Full Context

```
clear service id proxy-arp duplicate
```

Description

This command clears proxy-ARP duplicate entries.

Parameters

ip-address

Specifies the IP address.

Values a.b.c.d

Platforms

All

```
duplicate
```

Syntax

```
duplicate [ipv6-address]
```

Context

[\[Tree\]](#) (clear>service>id>proxy-nd duplicate)

Full Context

clear service id proxy-nd duplicate

Description

This command clears proxy-ND duplicate entries.

Parameters

ipv6-address

Specifies the IPv6 address.

- Values**
- x:x:x:x:x:x:x (eight 16-bit pieces)
 - x:x:x:x:x:d.d.d.d
 - x: [0 to FFFF] H
 - d: [0 to 255] D

Platforms

All

8.50 dynamic

dynamic

Syntax

dynamic ip-address

Context

[\[Tree\]](#) (clear>service>id>proxy-arp dynamic)

Full Context

clear service id proxy-arp dynamic

Description

This command clears proxy-ARP dynamic entries.

Parameters

ip-address

Specifies the IP address.

Values a.b.c.d

Platforms

All

dynamic

Syntax

dynamic *ipv6-address*

Context

[\[Tree\]](#) (clear>service>id>proxy-nd dynamic)

Full Context

clear service id proxy-nd dynamic

Description

This command clears proxy-ND dynamic entries.

Parameters

ipv6-address

Specifies the IPv6 address.

- Values**
- x:x:x:x:x:x:x (eight 16-bit pieces)
 - x:x:x:x:x:d.d.d.d
 - x: [0 to FFFF] H
 - d: [0 to 255] D

Platforms

All

8.51 dynamic-blocks

dynamic-blocks

Syntax

dynamic-blocks subscriber *sub-ident-string* [**nat-policy** *policy-name*]

Context

[\[Tree\]](#) (tools>dump>nat>l2-aware dynamic-blocks)

Full Context

tools dump nat l2-aware dynamic-blocks

Description

This command displays information about dynamic blocks.

Parameters

sub-ident-string

Specifies the subscriber identification string, up to 64 characters

policy-name

Specifies the NAT policy name, up to 32 characters

Platforms

7450 ESS, 7750 SR, 7750 SR-e, 7750 SR-s, VSR

Output

The following output is an example of dynamic block information, and [Table 120: Dynamic Blocks Field Descriptions](#) describes the output fields.

Sample Output

```
/tools dump nat l2-aware dynamic-blocks subscriber "dynblocks sub"
=====
Dynamic blocks
=====
NAT policy          Router Outside IP      Dynamic block
-----
dynblocks pol       101    40.101.200.5          1049 - 1058
                                                1059 - 1068
```

Table 120: Dynamic Blocks Field Descriptions

Field	Description
NAT policy	The NAT policy name
Router	The router number
Outside IP	The outside IP address
Dynamic block	The dynamic block range

8.52 dynamic-resolve

dynamic-resolve

Syntax

dynamic-resolve all [force]

dynamic-resolve *ip-address* [force]

Context

[\[Tree\]](#) (tools>perform>service>id>proxy-arp dynamic-resolve)

Full Context

tools perform service id proxy-arp dynamic-resolve

Description

This command triggers the resolve procedure for dynamic IP entries. When executed, a resolve message (ARP-request) is issued for the requested IP or, if the **all** option used, for all the configured dynamic IPs.

The **force** option triggers the resolve process even for IPs with an existing entry in the proxy-ARP table.

Parameters

ip-address

Specifies the IP address.

Values a.b.c.d

all

Runs the command for all configured dynamic IPs.

force

Issues a resolve message even when configured dynamic IP entries are present.

Platforms

All

dynamic-resolve

Syntax

dynamic-resolve all [force]

dynamic-resolve *ipv6-address* [force]

Context

[\[Tree\]](#) (tools>perform>service>id>proxy-nd dynamic-resolve)

Full Context

tools perform service id proxy-nd dynamic-resolve

Description

This command triggers the resolve procedure for dynamic IPv6 entries. When executed, a resolve message (Neighbor Solicitation) is issued for the requested IPv6 or, if the **all** option used, for all the configured dynamic IPv6s. The **force** option triggers the resolve process even for IPv6 addresses with an existing entry in the proxy-ARP table.

Parameters

ipv6-address

Specifies the IPv4 or IPv6 address.

Values ip-address: a.b.c.d
ipv6-address: x:x:x:x:x:x:x (eight 16-bit pieces)
x:x:x:x:x:d.d.d.d
where:
x: [0 to FFFF]H
d: [0 to 255]D

all

Runs the command for all configured dynamic IPv6 addresses.

force

Issues a resolve message even when configured dynamic IP entries are present.

Platforms

All

8.53 dynamic-services

dynamic-services

Syntax

dynamic-services

Context

[Tree] (show>service dynamic-services)

[Tree] (show>service>id dynamic-services)

Full Context

show service dynamic-services

show service id dynamic-services

Description

Commands in this context show dynamic services information.



Note:

These commands are not available in the MD-CLI.

Platforms

7450 ESS, 7750 SR, 7750 SR-a, 7750 SR-e, 7750 SR-s, VSR

dynamic-services

Syntax

dynamic-services

Context

[\[Tree\]](#) (clear>service dynamic-services)

[\[Tree\]](#) (clear>service>id dynamic-services)

Full Context

clear service dynamic-services

clear service id dynamic-services

Description

Commands in this context clear dynamic services related data.



Note:

These commands are not available in the MD-CLI.

Platforms

7450 ESS, 7750 SR, 7750 SR-a, 7750 SR-e, 7750 SR-s, VSR

dynamic-services

Syntax

dynamic-services

Context

[\[Tree\]](#) (clear>service>stats dynamic-services)

Full Context

clear service statistics dynamic-services

Description

This command resets the dynamic services script statistics. See also **show service dynamic services script statistics**.



Note:

This command is not available in the MD-CLI.

Platforms

7450 ESS, 7750 SR, 7750 SR-a, 7750 SR-e, 7750 SR-s, VSR

dynamic-services

Syntax

dynamic-services command-list

Context

[Tree] (tools>dump>service dynamic-services)

Full Context

tools dump service dynamic-services

Description

This command displays the list of supported commands that can be used in dynamic service CLI scripts.

There are two types of CLI nodes in this list:

- Pass through nodes: navigation is allowed but attributes creation or attribute changes are prohibited in this node.
- Allowed nodes: navigation, attribute creation and attribute changes are allowed in this node.



Note:

These commands are not available in the MD-CLI.

Platforms

7450 ESS, 7750 SR, 7750 SR-a, 7750 SR-e, 7750 SR-s, VSR

8.54 dynamic-services-policy

dynamic-services-policy

Syntax

dynamic-services-policy [*policy-name*]

Context

[\[Tree\]](#) (show>service>dynsvc dynamic-services-policy)

Full Context

show service dynamic-services dynamic-services-policy

Description

This command displays the dynamic services policy information.



Note:

This command is not available in the MD-CLI.

Parameters

policy-name

specifies for which dynamic services policy the information is requested.

Platforms

7450 ESS, 7750 SR, 7750 SR-a, 7750 SR-e, 7750 SR-s, VSR

Output

The following output is an example of dynamic service policy information.

Sample Output

```
# show service dynamic-services dynamic-services-policy "dynsvc-policy-1"
=====
Dynamic Service Policies
=====
Dynamic Service Policy      : dynsvc-policy-1
-----
cli-user                    : (Not Specified)
description                  : Dynamic Services Policy 1
script-policy                : script-policy-5
sap-limit                    : 2000

Accounting instance 1
Stats type                   : volume-time
server policy                : aaa-server-policy-1
Update interval (minutes)   : 30
Update interval jitter      : 180s

Accounting instance 2
Stats type                   : time
server policy                : aaa-server-policy-2
Update interval (minutes)   : 0
Update interval jitter      : 10%
-----
No. of Services-policies: 1
=====
```

[Table 121: Dynamic Services Policy Field Descriptions](#) describes the Dynamic Services policy fields.

Table 121: Dynamic Services Policy Field Descriptions

Output Field	Description
dynsrv-policy-name	The unique name of a dynamic services policy, up to 32 characters.
cli-user	The identifier name of the CLI user associated with this Dynamic Services policy.
script-policy	The identifier name of the script policy associated with this Dynamic Services policy.
sap-limit	The limit of the number of SAPs (Service Access Point) that can be created using this Dynamic Services policy.
Stats type	The value used to identify the type of accounting statistics gathered, either volume-time or time .
server policy	The identifier name of a RADIUS server policy to be used for accounting.
update interval (minutes)	The time interval between consecutive accounting updates when using this Dynamic Services policy.
update interval jitter	The amount of jitter to be applied on the update interval.
No. of Services-policies	The total number Dynamic Services policies.

9 e Commands

9.1 ecmp

ecmp

Syntax

ecmp

Context

[\[Tree\]](#) (show>router ecmp)

Full Context

show router ecmp

Description

This command displays the ECMP settings for the router.

Platforms

All

Output

The following output is an example of ECMP settings information, and [Table 122: ECMP Fields](#) describes the output fields for the router ECMP settings.

Sample Output

```
A:ALA-A# show router ecmp
=====
Router ECMP
=====
Instance      Router Name          ECMP    Configured-ECMP-Routes
-----
1             Base                 True    8
=====
A:ALA-A#
*A:Dut-C# show router ecmp
=====
Router ECMP
=====
Instance      Router Name          ECMP    Max-ECMP-    Weight ECMP
            Router Name          ECMP    Rtes
-----
1             Base                 True    32           True
```

Table 122: ECMP Fields

Label	Description
Instance	The router instance number
Router Name	The name of the router instance
ECMP	False — ECMP is disabled for the instance True — ECMP is enabled for the instance
Configured-ECMP-Routes	The number of ECMP routes configured for path sharing

9.2 edit-ipoe-session

edit-ipoe-session

Syntax

edit-ipoe-session sap *sap-id* **mac** *mac-address* [**subscriber** *sub-ident-string*] [**sub-profile-string** *sub-profile-string*] [**sla-profile-string** *sla-profile-string*] [**inter-dest-id** *intermediate-destination-id*] [**ancp-string** *ancp-string*] [**app-profile-string** *app-profile-string*] [**circuit-id** *circuit-id*] [**remote-id** *remote-id*]

Context

[Tree] (tools>perform>subscr-mgmt edit-ipoe-session)

Full Context

tools perform subscriber-mgmt edit-ipoe-session

Description

This command updates the data of the IPoE session identified with the given MAC address and SAP identifier. Optionally the remote ID and circuit ID can be specified to identify the IPoE session to update.



Note:

The changes take effect immediately.

Platforms

7450 ESS, 7750 SR, 7750 SR-a, 7750 SR-e, 7750 SR-s, VSR

9.3 edit-lease-state

edit-lease-state

Syntax

edit-lease-state sap *sap-id* **ip** *ip-address* [**mac** *ieee-address*] [**subscriber** *sub-ident-string*] [**sub-profile-string** *sub-profile-string*] [**sla-profile-string** *sla-profile-string*] [**app-profile-string** [*app-profile-string*]] [**inter-dest-id** *intermediate-destination-id*] [**ancp-string** *ancp-string*]

edit-lease-state svc-id *service-id* **ip** *ip-address* [**mac** *ieee-address*] [**subscriber** *sub-ident-string*] [**sub-profile-string** *sub-profile-string*] [**sla-profile-string** *sla-profile-string*] [**app-profile-string** [*app-profile-string*]] [**inter-dest-id** *intermediate-destination-id*] [**ancp-string** *ancp-string*]

Context

[\[Tree\]](#) (tools>perform>subscr-mgmt edit-lease-state)

Full Context

tools perform subscriber-mgmt edit-lease-state

Description

This command provides the parameters to edit lease state information.

Parameters

sap-id

Specifies the physical port identifier portion of the SAP definition.

ip-address

Modifies lease state information for the specified IP address.

ieee-address

Specifies the 48-bit MAC address for the static ARP in the form aa:bb:cc:dd:ee:ff or aa-bb-cc-dd-ee-ff where aa, bb, cc, dd, ee, and ff are hexadecimal numbers. Allowed values are any non-broadcast, non-multicast MAC and non-IEEE reserved MAC addresses.

sub-ident-string

Modifies the lease state information for the specified subscriber identification.

sub-profile-string

Modifies lease state information for the specified subscriber profile.

sla-profile-string

Modifies lease state information for the specified SLA profile.

service-id

Modifies lease state information for the specified service ID.

Values

<i>service-id</i> :	1 to 2147483647
<i>svc-name</i> :	64 characters maximum

Platforms

7450 ESS, 7750 SR, 7750 SR-a, 7750 SR-e, 7750 SR-s, VSR

9.4 edit-ppp-session

edit-ppp-session

Syntax

edit-ppp-session sap *sap-id* [**user-name** *user-name*] [**mac** *mac-address*] [**session-id** *session-id*] [**ip-address** *ip-address*] [**subscriber** *sub-ident-string*] [**sub-profile-string** *sub-profile-string*] [**sla-profile-string** *sla-profile-string*] [**inter-dest-id** *intermediate-destination-id*] [**ancp-string** *ancp-string*] [**app-profile-string** *app-profile-string*]

edit-ppp-session svc *service-id* [**user-name** *user-name*] [**mac** *mac-address*] [**session-id** *session-id*] [**ip-address** *ip-address*] [**subscriber** *sub-ident-string*] [**sub-profile-string** *sub-profile-string*] [**sla-profile-string** *sla-profile-string*] [**inter-dest-id** *intermediate-destination-id*] [**ancp-string** *ancp-string*] [**app-profile-string** *app-profile-string*]

Context

[\[Tree\]](#) (tools>perform>subscr-mgmt edit-ppp-session)

Full Context

tools perform subscriber-mgmt edit-ppp-session

Description

This command updates the data of the PPP session identified with the given MAC address and SAP identifier. Optionally the remote-id and circuit-id can be specified to identify the IPoE session to update.



Note:

The changes take immediate effect.

Parameters

sap-id

Specifies a SAP ID, up to 255 characters.

user-name

Specifies the PPP user name, up to 253 characters.

mac-address

Specifies the 48-bit MAC address for the static ARP in the form aa:bb:cc:dd:ee:ff or aa-bb-cc-dd-ee-ff where aa, bb, cc, dd, ee, and ff are hexadecimal numbers.

session-id

Specifies information about the ID of the PPP session.

Values 1 to 65535

sub-ident-string

Specifies an existing subscriber identification profile.

sla-profile-string

Identifies the SLA profile string up, to 16 characters.

ip-address

Specifies the peer's IP address.

service-id

Specifies an existing subscriber service ID.

Values 1 to 2147483647

sub-profile-string

Specifies the subscriber profile string, up to 16 characters.

sub-profile-name

Specifies the subscriber profile name, up to 32 characters.

intermediate-destination-id

Specifies the intermediate destination identifier which is encoded in the identification strings, up to 32 characters.

ancp-string

Specifies the ASCII representation of the string, up to 63 characters.

app-profile-string

Specifies the application profile string, up to 16 characters.

Platforms

7450 ESS, 7750 SR, 7750 SR-a, 7750 SR-e, 7750 SR-s, VSR

9.5 edit-slaac-host

edit-slaac-host

Syntax

edit-slaac-host sap *sap-id* [**user-name** *user-name*] [**mac** *mac-address*] [**session-id** *session-id*] [**ip-address** *ip-address*] [**subscriber** *sub-ident-string*] [**sub-profile-string** *sub-profile-string*] [**sla-profile-string** *sla-profile-string*] [**inter-dest-id** *intermediate-destination-id*] [**ancp-string** *ancp-string*] [**app-profile-string** *app-profile-string*]

edit-slaac-host svc *service-id* [**user-name** *user-name*] [**mac** *mac-address*] [**session-id** *session-id*] [**ip-address** *ip-address*] [**subscriber** *sub-ident-string*] [**sub-profile-string** *sub-profile-string*] [**sla-profile-string** *sla-profile-string*] [**inter-dest-id** *intermediate-destination-id*] [**ancp-string** *ancp-string*] [**app-profile-string** *app-profile-string*]

Context

[\[Tree\]](#) (tools>perform>subscr-mgmt edit-slaac-host)

Full Context

tools perform subscriber-mgmt edit-slaac-host

Description

This command updates the data of the SLAAC host information.

Parameters

sap-id

Specifies a SAP ID, up to 255 characters.

user-name

Specifies the PPP user name up to 253 characters.

mac-address

Specifies the 48-bit MAC address for the static ARP in the form aa:bb:cc:dd:ee:ff or aa-bb-cc-dd-ee-ff where aa, bb, cc, dd, ee, and ff are hexadecimal numbers.

session-id

Specifies information about the ID of the PPP session.

Values 1 to 65535

sub-ident-string

Specifies an existing subscriber identification profile.

sla-profile-string

Identifies the SLA profile string up to 16 characters.

ip-address

Specifies the peer's IP address.

service-id

Specifies an existing subscriber service ID.

Values 1 to 2147483647

sub-profile-string

Specifies the subscriber profile string up to 16 characters.

sub-profile-name

Specifies the subscriber profile name up to 32 characters.

intermediate-destination-id

Specifies the intermediate destination identifier which is encoded in the identification strings up to 32 characters.

ancp-string

Specifies the ASCII representation of the up to 63 characters.

app-profile-string

Specifies the application profile string up to 16 characters.

Platforms

7450 ESS, 7750 SR, 7750 SR-a, 7750 SR-e, 7750 SR-s, VSR

9.6 efm-oam

efm-oam

Syntax

efm-oam

Context

[Tree] (show>system>ethernet efm-oam)

Full Context

show system ethernet efm-oam

Description

This command displays a system-level summary for EFM-OAM enabled ports. It includes the configuration, action, various states, and soft reset precedence for the protocol.

Platforms

All

Output

The following output is an example of EFM-OAM summary information.

Sample Output

```
show system ethernet efm-oam
=====
System Configuration
=====
Grace Tx Enable           : False
Dying Gasp On Reset      : Disabled
=====
Active Port Configuration & State Summary
=====
Fault Header:
LinkMonitor: F = Frame, FP = Period, FS = Summary, SP = Symbol
LocalSfAct : CE = Critical, DG = Dying Gasp, EV = Event, PT = Port
PeerRDIRx  : CE = Critical, DG = Dying Gasp, LF = Link, EV = Event
Table Legend
- = Not Configured, c = Configured, * = SF Active, s = Shutdown, l = Log Only
Soft Reset Header:
Gasp : T = True, F = False (A = active, I = inactive)
Grace: T = True, F = False (A = active, I = inactive)
```

```

SR (Action on Soft Reset): - = None, DG = Dying Gasp, G = Grace TLV
TF (Trigger-Fault):
- = Not configured, DG = Dying Gasp, CE = Critical Event
=====
Port          States  LinkMonitor LocalSfAct   PeerRdiRx   SoftReset   TF
             EFM LM  F FP FS SP  CE DG EV PT  CE DG LF EV  Gasp Grace SR
-----
1/1/1        Up Dn  - - - -  - - - s  s s s l  T(I) T(I) - -
1/1/6        Dn Dn  - - - -  - - - s  s s s l  T(I) T(I) - -
-----
No. of ports EFM enabled: 2
=====
  
```

efm-oam

Syntax

efm-oam

Context

[\[Tree\]](#) (clear>port>ethernet efm-oam)

Full Context

clear port ethernet efm-oam

Description

This command clears EFM-OAM statistics on the port.

Platforms

All

efm-oam

Syntax

efm-oam

Context

[\[Tree\]](#) (show>port>ethernet efm-oam)

Full Context

show port ethernet efm-oam

Description

This command displays EFM-OAM information.

Platforms

All

9.7 egress-if

egress-if

Syntax

egress-if *port-id* [**summary** | **detail**] [*family*]

Context

[\[Tree\]](#) (show>router>ldp>bindings>active egress-if)

Full Context

show router ldp bindings active egress-if

Description

This command displays LDP active bindings by matching the egress interface.

Parameters

port-id

Specifies the port ID.

Values

	<i>slot[/mda[/port]]</i> or <i>slot/mda/port [.channel]</i>	
aps-id	aps-group-id [.channel]	
	aps	keyword
	<i>group-id</i>	1 to 128
eth-sat-id	esat-id [/slot/[u]port]	
	esat	keyword
	<i>id</i>	1 to 20
	u	keyword for up-link port
tdm-sat-id	tsat-id [/slot/[u]port.channel]	
	tsat	keyword
	<i>id</i>	1 to 20
	u	keyword for up-link port
pxc-id	pxc-id.sub-port	

pxc	keyword
<i>id</i>	1 to 64
<i>sub-port</i>	a to b

family

Specifies the address family.

Values ipv4, ipv6

Platforms

All

9.8 egress-label

egress-label

Syntax

egress-label *start-label* [*end-label*]

Context

[\[Tree\]](#) (show>service egress-label)

Full Context

show service egress-label

Description

This command displays service information using the range of egress labels.

If only the mandatory *egress-label1* parameter is specified, only services using the specified label are displayed.

If both *start-label* and *end-label* parameters are specified, the services using the range of labels X where *start-label* <= X <= *end-label* are displayed.

Use the **show router ldp bindings** command to display dynamic labels.

Parameters

start-label

The starting egress label value for the label range. If only *start-label* is specified, services only using *start-label* are displayed.

Values 0,18432 to 524287

end-label

The ending egress label value for the label range.

Default The *start-label* value.

Values 18432 to 524287

Platforms

All

Output

The following output displays an example of service egress label information.

Sample Output

```
*A:ALA-12# show service egress-label 0 10000
=====
Martini Service Labels
=====
Svc Id      Sdp Id      Type I.Lbl      E.Lbl
-----
1           10:1        Mesh 0          0
1           20:1        Mesh 0          0
1           30:1        Mesh 0          0
1           100:1       Mesh 0          0
...
1           107:1       Mesh 0          0
1           108:1       Mesh 0          0
1           300:1       Mesh 0          0
1           301:1       Mesh 0          0
1           302:1       Mesh 0          0
1           400:1       Mesh 0          0
1           500:2       Spok 131070     2001
1           501:1       Mesh 131069     2000
100         300:100    Spok 0          0
200         301:200    Spok 0          0
300         302:300    Spok 0          0
400         400:400    Spok 0          0
-----
Number of Bindings Found : 23
=====
*A:ALA-12#
```

Table 123: Show Service Egress Command Output Fields describes show service egress label output fields.

Table 123: Show Service Egress Command Output Fields

Label	Description
Svc Id	The ID that identifies a service.
Sdp Id	The ID that identifies an SDP.
Type	Indicates whether the SDP binding is a spoke or a mesh.

Label	Description
I. Lbl	The VC label used by the far-end device to send packets to this device in this service by the SDP.
E. Lbl	The VC label used by this device to send packets to the far-end device in this service by the SDP.
Number of bindings found	The total number of SDP bindings that exist within the specified egress label range.

9.9 egress-lsp

egress-lsp

Syntax

egress-lsp *tunnel-id* [**summary** | **detail**] [*family*]

Context

[\[Tree\]](#) (show>router>ldp>bindings>active egress-lsp)

Full Context

show router ldp bindings active egress-lsp

Description

This command displays LDP active bindings by matching the egress LSP.

Parameters

tunnel-id

Specifies the tunnel ID.

Values 0 to 4294967295

family

Specifies the address family.

Values ipv4, ipv6

Platforms

All

9.10 egress-nh

egress-nh

Syntax

egress-nh [*family*] [**summary** | **detail**] *ip-address*

Context

[\[Tree\]](#) (show>router>ldp>bindings>active egress-nh)

Full Context

show router ldp bindings active egress-nh

Description

This command displays LDP active bindings by matching the egress Next-Hop (NH).

Parameters

family

Specifies the address family.

Values ipv4, ipv6

ip-address

Specifies the IPv4 or IPv6 address.

Values

ipv4-address: a.b.c.d

ipv6-address: x:x:x:x:x:x:x (eight 16-bit pieces)

x:x:x:x:x:d.d.d.d

x: [0 to FFFF]H

d: [0 to 255]D

Platforms

All

9.11 egress-pbr

egress-pbr

Syntax

egress-pbr [detail]

Context

[\[Tree\]](#) (tools>dump>filter>resources egress-pbr)

Full Context

tools dump filter resources egress-pbr

Description

This command displays the number of allocated unique egress PBR destinations.

Parameters

detail

Displays number of allocated unique egress PBR destinations together with a list of destinations and their ref counts.

Platforms

All

Output

The following output is an example of filter resource egress PBR destination information.

Sample Output

```
*A:Dut-C>tools dump filter resources egress-pbr

=====
Egress PBR destinations
=====
Name                               Count
-----
All destinations                    8
Unique destinations                 4
=====

*A:Dut-C# tools dump filter resources egress-pbr detail

=====
Unique egress PBR destinations
=====
Num Action      Ref. count Parameters
-----
  1 Esi L3        1      esi 00:00:00:00:00:00:00:00:01
      ip 5.5.1.5
      if VasToFromAccess
      rtr 123
-----
  2 Esi L3        2      esi 00:00:00:00:00:00:00:00:02
      ip 5.5.0.5
```

```
if VasToFromNetwork
rtr 123
-----
3 Red-pol      3      name egress-pbr
-----
4 Red-pol      2      name ingress-pbr
=====
```

9.12 egress-rate-distribution

egress-rate-distribution

Syntax

egress-rate-distribution

Context

[\[Tree\]](#) (show>lag egress-rate-distribution)

Full Context

show lag egress-rate-distribution

Description

This command displays adaptive load-balancing egress rate distribution information.

Platforms

All

9.13 egress-statistics

egress-statistics

Syntax

egress-statistics color *color* [end-point {*ipv4-address* | *ipv6-address*}]

Context

[\[Tree\]](#) (show>router>segment-routing>sr-policies egress-statistics)

Full Context

show router segment-routing sr-policies egress-statistics

Description

This command displays the egress traffic statistics of the SR policy specified by its color and end-point.

Parameters

color

Displays the color that is configured for this SR policy.

Values 0 to 4294967295

ipv4-address | *ipv6-address*

Displays the IPv4 or IPv6 address expressed in dotted decimal notation.

Values ipv4-address:

- a.b.c.d

ipv6-address:

- x:x:x:x:x:x:x (eight 16-bit pieces)
- x:x:x:x:x:d.d.d.d
- x: [0 to FFFF]H
- d: [0 to 255]D

Platforms

All

Output

The following output is an example of egress traffic statistics of the SR policy, and [Table 124: Show Egress Statistics Field Descriptions](#) describes the output fields.

Sample Output Show Router Segment Route Policy Egress Statistics

```
# show router segment-routing sr-policies egress-statistics color 20102011 end-point
10.8.100.12
=====
SR-Policies Egress Statistics
=====

Egress Statistics:

Color          : 20102011          Endpoint Addr   : 10.8.100.12
Segment-List   : 1
TunnelId       : 917548           BSID            : 180001
Pkt Count      : 0                Octet Count     : 0

Egress Statistics:

Color          : 20102011          Endpoint Addr   : 10.8.100.12
Segment-List   : 2
TunnelId       : 917548           BSID            : 180001
Pkt Count      : 0                Octet Count     : 0
=====
```



```
#
show router segment-routing sr-policies egress-statistics color 10 end-point 3ffe::a14:102
=====
SR-Policies Egress Statistics
=====
Egress Statistics:
Color          : 10                Endpoint Addr   : 3ffe::a14:102
Segment-List   : 1
TunnelId       : 917520           BSID            : 100008
Pkt Count      : 3015             Octet Count     : 313560
=====
```

Table 124: Show Egress Statistics Field Descriptions

Label	Description
Color	Indicates the color of the SR policy.
Endpoint Addr	Indicates the endpoint address of the SR policy.
Segment-List	Indicates the index of the segment list.
TunnelId	Indicates the tunnel identifier of the SR policy.
BSID	Indicates the binding SID value.
Pkt Count	Indicates the count of packets for the corresponding segment list.
Octet Count	Indicates the count of octets for the corresponding segment list.

egress-statistics

Syntax

egress-statistics color *color* [**end-point** {*ipv4-address* | *ipv6-address*}]

Context

[Tree] (clear>router>segment-routing>sr-policies egress-statistics)

Full Context

clear router segment-routing sr-policies egress-statistics

Description

This command clears the egress traffic statistics of the SR policy specified by its color and end-point.

Parameters

color

Displays the color that is configured for this SR policy.

Values 0 to 4294967295

ipv4-address* | *ipv6-address

Displays the IPv4 or IPv6 address expressed in dotted decimal notation.

Values ipv4-address:

- a.b.c.d

ipv6-address:

- x:x:x:x:x:x:x (eight 16-bit pieces)
- x:x:x:x:x:d.d.d.d
- x: [0 to FFFF]H
- d: [0 to 255]D

Platforms

All

egress-statistics

Syntax

egress-statistics color [0..4294967295] **endpoint** *ip-address* | *ipv6-address* [**interval** *seconds*] [**repeat** *repeat*]

Context

[\[Tree\]](#) (monitor>router>seg-rt>sr-policies egress-statistics)

Full Context

monitor router segment-routing sr-policies egress-statistics

Description

This command monitors SR Policy Egress Statistics.

Parameters

ip-address

Specifies the IPv4 address of the endpoint.

Values 64 characters maximum

ipv6-address

Specifies the IPv6 address of the endpoint.

Values 64 characters maximum

seconds

Configures the interval for each display in seconds.

Values 3 to 60

repeat

Configures how many times the command is repeated.

Values 1 to 999

Platforms

All

9.14 elmi

elmi

Syntax

elmi

Context

[\[Tree\]](#) (show elmi)

Full Context

show elmi

Description

This command displays Ethernet Link Management Interface (E-LMI) information.

[Table 125: Output Fields: show elmi](#) describes the output fields for the **show elmi** command.

Table 125: Output Fields: show elmi

Field	Description
Link Status	Status of the E-LMI protocol when the elmi mode is set to uni-n. Link Status will indicate up if E-LMI mode is set to "none".
T391	Pooling timer used by UNI-C. UNI-N will send the consecutive single EVC asynchronous status messages every (T391/10) rounded to the second interval.
T392	Pooling verification timer for UNI-N
N393	Status counter for UNI-N.
Rx Enq. Time	Last time a status inquiry message was received from UNI-C.
Rx Enq. Msg	Number of status inquiry messages received.

Field	Description
Rx Check Time	Last time a status inquiry E-LMI check message was received.
Rx Inv. SeqNum	Counts the number of E-LMI messages received with invalid sequence number.
Enq Timeouts	Counts the number of T392 timer expired.
Tx Status Time	Last time a status message was sent by UNI-N.
Tx Status Msg	Number of status messages sent by UNI-N.
Tx Check Time	Last time a status E-LMI check message was sent by UNI-N.
Tx Async Status Msg	Counter for single EVC asynchronous status messages sent by UNI-N.
Discard Msg	Counter for the status inquiry messages discarded due to errors.

Platforms

All

9.15 encryption-keygroup

encryption-keygroup

Syntax

encryption-keygroup *keygroup-id* [**spi** *spi*]

Context

[\[Tree\]](#) (show>grp-encryp encryption-keygroup)

Full Context

show group-encryption encryption-keygroup

Description

This command displays NGE information for a key group.

Parameters

keygroup-id

Specifies the key group identifier to use for the output display.

Values 1 to 15 or *keygroup-name* (up to 64 characters)

spi

Specifies the SPI to use for the output display.

Platforms

7450 ESS, 7750 SR, 7750 SR-e, 7750 SR-s, VSR

Output

The following output is an example of encryption key group information, and [Table 126: Show Encryption Key Group Output Fields](#) describes the fields.

Output Example

```

domain1>show>grp-encryp# encryption-keygroup 2
=====
Encryption Keygroup Configuration Detail
=====
Keygroup Id       : 2
Keygroup Name    : KG1_secure
Description      : Most_secure_KG
Authentication Algo: sha256
Encryption Algo  : aes128
Active Outbound SA : 6
Activation Time  : 04/20/2015 20:07:31
-----
Security Associations
-----
Spi              : 2
Install Time     : 04/20/2015 20:08:17
Key CRC          : 0x806fb970
Spi              : 6
Install Time     : 04/20/2015 19:43:40
Key CRC          : 0xa4f2d262
-----
Encryption Keygroup Forwarded Statistics
-----
Encrypted Pkts   : 0           Encrypted Bytes   : 0
Decrypted Pkts   : 0           Decrypted Bytes   : 0
-----
Encryption Keygroup Outbound Discarded Statistics (Pkts)
-----
Total Discard    : 0           Unsupported Uplink : 0
Queue Error      : 0           Other              : 0
-----
Encryption Keygroup Inbound Discarded Statistics (Pkts)
-----
Total Discard    : 0           Invalid Spi        : 0
Authentication Failure *: 0       Control Word Mismatch : 0
Padding Error    : 0           Queue Error        : 0
Other            : 0
-----
-----
SDP Keygroup Association Table
-----
SDP ID           Direction
-----
61              Inbound   Outbound
-----
Inbound Keygroup SDP Association Count: 1
Outbound Keygroup SDP Association Count: 1
-----
VPRN Keygroup Association Table
-----
VPRN SVC ID     Direction

```

```

-----
12          Inbound  Outbound
-----
Inbound Keygroup VPRN Association Count: 1
Outbound Keygroup VPRN Association Count: 1
-----
=====
* indicates that the corresponding row element may have been truncated.
domain1>show>grp-encryp#

domain1# show group-encryption encryption-keygroup 1 spi 1
=====
Encryption Keygroup Security Association Detail
=====
Keygroup Id      : 1                SPI Id          : 1
Install Time     : 06/16/2015 11:28:49
Key CRC          : 0x36e5af55
-----
Encryption Keygroup Security Association Forwarded Statistics
-----
Encrypted Pkts   : 1662534          Encrypted Bytes  : 837917136
Decrypted Pkts   : 1662333          Decrypted Bytes  : 837815832
-----
Encryption Keygroup Security Association Outbound Discarded Statistics (Pkts)
-----
Total Discard    : 0                Enqueue Error    : 0
Other            : 0
-----
Encryption Keygroup Security Association Inbound Discarded Statistics (Pkts)
-----
Total Discard    : 0                Authentication Failure : 0
Control Word Mismatch : 0          Padding Error     : 0
Enqueue Error    : 0                Other             : 0
=====

```

Table 126: Show Encryption Key Group Output Fields

Label	Description
Encryption Keygroup Configuration Detail	
Keygroup Id	The key group identifier
Keygroup Name	The key group name
Description	The key group description
Authentication Algo	The authentication algorithm used for the key group
Encryption Algo	The encryption algorithm used for the key group
Active Outbound SA	The active outbound SA for the key group
Activation Time	The date and time that the key group was activated
Security Associations	
Spi	The security parameter index for the SA in the key group

Label	Description
Install Time	The date and time that the SA was installed in the key group
Key CRC	The CRC for the key belonging to the SA
Encryption Keygroup Forwarded Statistics	
Encrypted Pkts	The number of encrypted packets forwarded by the key group
Encrypted Bytes	The number of encrypted bytes forwarded by the key group
Decrypted Pkts	The number of decrypted packets forwarded by the key group
Decrypted Bytes	The number of decrypted bytes forwarded by the key group
Encryption Keygroup Outbound Discarded Statistics (Pkts)	
Total Discard	The total number of outbound packets discarded by the key group
Unsupported Uplink	The total number of outbound packets discarded by the key group due to an unsupported uplink
Enqueue Error	The total number of outbound packets discarded by the key group due to an enqueueing error
Other	The total number of outbound packets discarded by the key group due to some other reason, such as an internal configuration error (for example, a key group that points to an SA, but the SA is not valid)
Encryption Keygroup Inbound Discarded Statistics (Pkts)	
Total Discard	The total number of inbound packets discarded by the key group
Invalid Spi	The total number of inbound packets discarded by the key group due to an invalid SPI
Authentication Failure *	The total number of inbound packets discarded by the key group due to an authorization failure
Control Word Mismatch	The total number of inbound packets discarded by the key group due to a control word (CW) mismatch between the encrypted (protected) CW in the ESP payload and the CW that is not encrypted
Padding Error	The total number of inbound packets discarded by the key group due to a padding error

Label	Description
Enqueue Error	The total number of inbound packets discarded by the key group due to an enqueueing error
Other	The total number of inbound packets discarded by the key group due to some other reason (for example, an incoming packet length is incorrect)
SDP Keygroup Association Table	
SDP ID	The SDP ID
Direction	The direction in which key group authentication and encryption occurs for traffic on the SDP
Inbound Keygroup SDP Association Count	The number of SDPs configured to use inbound SA
Outbound Keygroup SDP Association Count	The number of SDPs configured to use outbound SA
VPRN Keygroup Association Table	
VPRN SVC ID	The VPRN service identifier
Direction	The direction in which key group authentication and encryption occurs for traffic on the VPRN
Inbound Keygroup VPRN Association Count	The number of VPRNs configured to use inbound SA
Outbound Keygroup VPRN Association Count	The number of VPRNs configured to use outbound SA

encryption-keygroup

Syntax

encryption-keygroup *keygroup-id*
encryption-keygroup *keygroup-id spi spi*

Context

[\[Tree\]](#) (clear>grp-encryp encryption-keygroup)

Full Context

clear group-encryption encryption-keygroup

Description

This command clears NGE information for a key group.

Parameters

keygroup-id

Specifies the key group identifier.

Values 1 to 127, *keygroup-name* (up to 64 characters)

spi

Specifies the SPI ID.

Values 1 to 127

Platforms

7450 ESS, 7750 SR, 7750 SR-e, 7750 SR-s, VSR

9.16 end-sid

end-sid

Syntax

end-sid [mt {0 | 2}] [**prefix** *ipv6-prefix[/prefix-length]*] [**adv-router** *system-id | hostname*] [**algo** *algo-id*]

Context

[\[Tree\]](#) (show>router>isis>srv6 end-sid)

Full Context

show router isis segment-routing-v6 end-sid

Description

This command displays IS-IS SRv6 End SIDs.

Parameters

ipv6-prefix[/prefix-length]

Displays routes only matching the specified *ip-address* and length.

Values *ipv6-prefix[/prefix]*: x:x:x:x:x:x:x (eight 16-bit pieces)

x:x:x:x:x:d.d.d.d

x: [0 to FFFF]H

d: [0 to 255]D

prefix-length: 1 to 128

system-id | hostname

Displays information for the specific IS-IS advertising router. The host name can be up to 38 characters.

algo-id

Displays information for the specified algorithm.

Values 0 to 255

Platforms

7450 ESS, 7750 SR, 7750 SR-s, 7950 XRS, VSR

9.17 endpoint

endpoint

Syntax

endpoint [*endpoint-name*]

Context

[\[Tree\]](#) (show>service>id endpoint)

Full Context

show service id endpoint

Description

This command displays service endpoint information.

Parameters

endpoint-name

Specifies the name of an existing endpoint for the service.

Platforms

All

Output

The following output is an example of service endpoint information.

Sample Output

```
*A:ALA-48>config>service>epipe# show service id 6 endpoint
=====
Service 6 endpoints
=====
Endpoint name      : x
Revert time        : 0
Act Hold Delay     : 0
Tx Active          : none
-----
Members
```

```

-----
No members found.
=====
Endpoint name      : y
Revert time       : 0
Act Hold Delay    : 0
Tx Active         : none
-----
Members
-----
No members found.
=====
*A:ALA-48>config>service>epipe#
  
```

endpoint

Syntax

```

endpoint [{ip-address | ipv6-address}] [ detail]
endpoint [{ip-address | ipv6-address}] egress-stats
  
```

Context

[\[Tree\]](#) (show>router>mpls>forwarding-policies endpoint)

Full Context

show router mpls forwarding-policies endpoint

Description

This command displays the MPLS forwarding policy endpoint information.

Parameters

ip-address

Specifies the IPv4 address of the endpoint up to 64 characters.

ipv6-address

Specifies the IPv6 address of the endpoint up to 64 characters.

detail

Specifies detailed information for the endpoint.

egress-stats

Displays the egress statistics, if any, of all the instances of the specified forwarding policy.

Platforms

All

Output

[Table 127: MPLS Endpoint Output Fields](#) describes MPLS endpoint output fields.

Table 127: MPLS Endpoint Output Fields

Label	Description
Endpoint	Specifies the endpoint IP address.
Preference	Specifies the preference.
Policy Name	Specifies the MPLS forwarding policies binding label name.
Active	Specifies the active state (Y N).
InactiveReason	Specifies the inactive reason.
Last Updated	Specifies the date and time of the last update.
Num Grps	Specifies the number of groups.
OperState	Specifies the operational state (up down).
Metric	Specifies the metric value.
TTM Preference	Specifies the TTM preference value.
Revert Timer	Specifies the revert timer value.
Path Pref	Specifies the path preference.
Retry Count	Specifies the retry count.
Next Retry In	Specifies the next retry value.
Next-hop Group	Specifies the next-hop group.
Resolution Type	Specifies the resolution type (direct indirect).
Oper State	Specifies the operational state (down up).
Oper Down Reas*	Specifies the reason for being operationally down.
Num Revert	Specifies the number of reverts.
Num Failover	Specifies the number of failovers.
Next Revert In	Specifies the next revert interval.
Weight	Specifies the weight value.
Primary	Specifies the IP address of the primary next-hop.
Resolved	Specifies the resolved status (false true).
Down Reason	Specifies the down reason.

Label	Description
Backup	Specifies the IP address of the backup next-hop.
StatsOperState	Specifies if a statistic index is allocated to the next-hop.
EgrStatsState	Specifies if all next-hops have a statistic index allocated.

Sample Output

```
A:Dut-C# show router mpls forwarding-policies endpoint detail
=====
Endpoint (Detail)
=====
Endpoint       : 10.20.1.2           Preference    : 255
Policy Name    : one
Active        : N
Last Updated   : 09/27/2018 22:51:26  InactiveReason : Not Applicable
Metric        : 0
Revert Timer   : 0
Retry Count    : 0
Nexthop Group : 1
Oper State     : Down
Num Revert     : 0
Next Revert In : 0
Primary        : 10.10.3.2
Resolved      : False
Backup        : 10.10.12.2
Resolved      : False
Nexthop Group : 2
Oper State     : Down
Num Revert     : 0
Next Revert In : 0
Primary        : 10.10.3.3
Resolved      : False
Backup        : 10.10.4.4
Resolved      : False
Down Reason    : Not Applicable
Down Reason    : Not Applicable
Resolution Type: direct
Resolution Type: direct
OperDownReason : Not Applicable
OperDownReason : Not Applicable
Num Failover   : 0
Num Failover   : 0
Weight        : 0
Weight        : 45
Down Reason    : Not Applicable
Down Reason    : Not Applicable
-----
*A:Dut-B# show router mpls forwarding-policies endpoint
=====
Endpoint Table
=====
Endpoint           Preference      Active
-----
10.20.1.5          2              Y
-----
No. of Tunnels: 1
```

```
show router mpls forwarding-policies endpoint 10.20.1.5 egress-stats
=====
Endpoint (Detail)
=====
Endpoint       : 10.20.1.5           Preference    : 255
Policy Name    : cc
Oper State     : Up
EgrStatsState : Up
Next-hop Group : 1
Primary nexthop : 10.10.5.5
StatsOperState : Up
Aggr Pkts: 11000
Aggr Octets: 11550000
Backup nexthop : 10.10.11.4
StatsOperState : Up
```

```
Aggr Pkts: 11000                Aggr Octets: 11550000
Next-hop Group   : 2
Primary nexthop : 10.10.5.5
StatsOperState  : Up
Aggr Pkts: 11000                Aggr Octets: 11550000
Backup nexthop  : 10.10.11.4
StatsOperState  : Up
Aggr Pkts: 11000                Aggr Octets: 11550000
Total Aggr      :
Aggr Pkts: 44000                Aggr Octets: 46200000
-----
=====
```

9.18 entry

entry

Syntax

entry *entry-id*

Context

[\[Tree\]](#) (tools>perform>filter>ip-filter entry)

Full Context

tools perform filter ip-filter entry

Description

Commands in this context perform IP filter entry operations.

Parameters

entry-id

Specifies a particular entry ID.

Values 1 to 2097151

Platforms

All

entry

Syntax

entry *entry-id*

Context

[\[Tree\]](#) (tools>perform>filter>ipv6-filter entry)

Full Context

tools perform filter ipv6-filter entry

Description

Commands in this context perform IPv6 filter entry operations.

Parameters

entry-id

Specifies a particular entry ID.

Values 1 to 2097151

Platforms

All

entry

Syntax

entry *entry-id*

Context

[\[Tree\]](#) (tools>perform>filter>mac-filter entry)

Full Context

tools perform filter mac-filter entry

Description

Commands in this context perform MAC filter entry operations.

Parameters

entry-id

Specifies a particular entry ID.

Values 1 to 2097151

Platforms

All

9.19 epipe

epipe

Syntax

epipe

Context

[\[Tree\]](#) (show>service>id epipe)

Full Context

show service id epipe

Description

This command displays Epipe services associated with the B-VPLS service. The command only applies when the service is a B-VPLS.

Platforms

All

Output

The following is an example of Epipe service information.

Sample Output

```
*A:term17>show>service>id# epipe
=====
Related Epipe services for bVpls service 2000
=====
Epipe SvcId      Oper ISID      Admin      Oper
-----
100              100           Down       Down
-----
Number of Entries : 1
-----
*A:term17>show>service>id#
```

9.20 epipe-map-access-to-egress-port

epipe-map-access-to-egress-port

Syntax

epipe-map-access-to-egress-port service *service-id* [end-service *service-id*] | lag *lag-id* summary

Context

[Tree] (tools>dump epipe-map-access-to-egress-port)

Full Context

tools dump epipe-map-access-to-egress-port

Description

This command will display the egress port that will be used to transmit traffic associated with the displayed Epipe service(s). The information displayed shows the egress port for traffic traveling from SAP to egress SDP or SAP.

This command will support Epipe services with the following combinations:

- SAP to SDP (with no endpoint configuration)
- SAP to SAP (with or without an ICB)
- SAP to SDP using endpoints with 1 or 2 SDPs

The command can be executed by specifying either a service ID, service-ID range or an ingress LAG ID.

This command will not display the egress port for traffic traveling from the SDP to egress SAP. This command also does not work with services that use policers or shared queues and also does not support PBB services.

This command replaces the command tools dump epipe-map-to-network, which has been deprecated.

Parameters

service service-id

Identifies the service ID for which the command will return the egress port. If used in conjunction with the end-service parameter, this value represent the beginning of the service ID range for which the command will be executed against.

Values 1 to 2148278316, *svc-name: 64 characters max*

end-service service-id

This parameter is used to identify the end of the service ID range for which the command will be executed against.

Values 1 to 2148278316, *svc-name: 64 characters max*

lag-id

This parameter caused the command to return the egress port for all service with SAPs associated with the specified LAG ID.

Values 1 to 800

Platforms

All

9.21 epipe-sap-template

epipe-sap-template

Syntax

epipe-sap-template

epipe-sap-template *name*

Context

[\[Tree\]](#) (show>service>template epipe-sap-template)

Full Context

show service template epipe-sap-template

Description

This command displays Epipe SAP template information.

Parameters

name

Specifies the Epipe SAP template name, up to 32 characters.

Platforms

7750 SR, 7750 SR-e, 7750 SR-s, VSR

9.22 error-codes

error-codes

Syntax

error-codes

Context

[\[Tree\]](#) (show>app-assure>http-redirect error-codes)

Full Context

show application-assurance http-redirect error-codes

Description

This command displays http-error-redirect error-codes.

Platforms

7450 ESS, 7750 SR, 7750 SR-e, 7750 SR-s, VSR

Output

The following output example shows HTTP error redirect error code information, and [Table 128: Show Application Assurance HTTP Redirect Error Codes Output Fields](#) describes the fields.

Example Output

```
*A:Dut-C>show application-assurance http-error-redirect error-codes
=====
Application-Assurance http-error-redirect error-codes
=====
Code      Description                                     Default custom-msg-size
-----
400      Bad Request                                     1024
401      Unauthorized                                    1024
402      Payment Required                               1024
403      Forbidden                                       1024
404      Not Found                                       1024
405      Method Not Allowed                             1024
406      Not Acceptable                                 1024
407      Proxy Authentication Required                  1024
408      Request Timeout                                1024
409      Conflict                                       1024
410      Gone                                           1024
411      Length Required                               1024
412      Precondition Failed                           1024
413      Payload Too Large                             1024
414      URI Too Long                                  1024
415      Unsupported Media Type                        1024
416      Range Not Satisfiable                         1024
417      Expectation Failed                            1024
421      Misdirected Request                           1024
422      Unprocessable Entity                          1024
423      Locked                                         1024
424      Failed Dependency                             1024
425      Too Early                                     1024
426      Upgrade Required                              1024
427      Unassigned                                    1024
428      Precondition Required                         1024
429      Too Many Requests                            1024
430      Unassigned                                    1024
431      Request Header Fields Too Large               1024
451      Unavailable For Legal Reasons                 1024
500      Internal Server Error                          1024
501      Not Implemented                               1024
502      Bad Gateway                                   1024
503      Service Unavailable                           1024
504      Gateway Timeout                               1024
505      HTTP Version Not Supported                    1024
506      Variant Also Negotiates                       1024
507      Insufficient Storage                          1024
508      Loop Detected                                 1024
509      Unassigned                                    1024
510      Not Extended                                  1024
511      Network Authentication Required               1024
730      Custom Error Code                             1024
731      Custom Error Code                             1024
735      Custom Error Code                             1024
=====
```

Table 128: Show Application Assurance HTTP Redirect Error Codes Output Fields

Label	Description
Description	Describes the error
Default	Indicates what the default is for the error
custom-msg-size (Custom Message Size)	The size of the message

error-codes

Syntax

error-codes

Context

[\[Tree\]](#) (show>app-assure>http-err-redirect error-codes)

Full Context

show application-assurance http-error-redirect error-codes

Description

This command displays HTTP error redirect error codes.

Platforms

7450 ESS, 7750 SR, 7750 SR-e, 7750 SR-s, VSR

9.23 error-counters

error-counters

Syntax

error-counters

Context

[\[Tree\]](#) (tools>dump>test-oam>twamp>server error-counters)

Full Context

tools dump test-oam twamp server error-counters

Description

This command dumps various error counters related to TWAMP server and TWAMP test.

Platforms

7450 ESS, 7750 SR, 7750 SR-a, 7750 SR-e, 7750 SR-s, 7950 XRS

Output

The following output is an example of various error counters related to TWAMP server and TWAMP test.

Sample Output

```
tools>dump>test-oam>twamp>server# error-counters
Dropped Connection Stats
-----
TCP connection closed           : 0
TCP connection error           : 0
Unexpected event               : 0
Error sending message          : 0
Error waiting for message      : 0
Connection not in a prefix     : 0
Max global limit               : 0
Max prefix limit               : 0
No mode specified              : 0
Unsupported mode               : 0
Invalid command                : 0
Stop-sessions with bad session count : 0
Connection timeout            : 0
Internal resource              : 0
Invalid zero SID               : 0
Invalid HMAC                   : 0
Dropped Connection States
-----
Idle                           : 0
Set-up-wait                    : 0
Started                        : 0
Active                         : 0
Process Start                  : 0
Process Stop                   : 0
Process TW-session             : 0
Rejected Session Stats
-----
Invalid address version: 0
Non-local destination         : 0
Bad type-p                    : 0
Padding too big               : 0
MBZ value is non-zero        : 0
SID is non-zero               : 0
Timeout too large             : 0
Max global sessions           : 0
Max prefix sessions           : 0
Socket error                  : 0
Source unreachable           : 0
Port in use                   : 0
Duplicate session             : 0
Internal resource             : 0
REFWAIT timeout               : 0
Dropped Test Packet Stats
-----
Packet wrong size             : 0
Wrong source address          : 0
```

```
Arrived before start time : 0  
No Start-sessions         : 0  
Invalid error estimate    : 0  
Error sending reply       : 0  
Invalid Server Octets     : 0  
Invalid Symmetric MBZ     : 0
```

9.24 errors

errors

Syntax

errors

Context

[\[Tree\]](#) (clear>subscr-mgmt errors)

Full Context

clear subscriber-mgmt errors

Description

This command clears all errors in the circular buffer.

Platforms

7450 ESS, 7750 SR, 7750 SR-a, 7750 SR-e, 7750 SR-s, VSR

errors

Syntax

errors

Context

[\[Tree\]](#) (show>subscr-mgmt errors)

Full Context

show subscriber-mgmt errors

Description

This command clears all errors in the circular buffer.

Platforms

7450 ESS, 7750 SR, 7750 SR-a, 7750 SR-e, 7750 SR-s, VSR

9.25 es-pbr

es-pbr

Syntax

es-pbr

Context

[\[Tree\]](#) (show>service>id es-pbr)

Full Context

show service id es-pbr

Description

When a filter with an **action forward esi** is successfully added to a VPLS service and the PE receives an EVPN Auto-Discovery route for the configured ESI, this command displays the PBR VXLAN bindings auto-created, including the ESI, the VXLAN VTEP:VNI and the status of the binding.

Platforms

All

Output

Sample Output

```
A:PE1# show service id 301 es-pbr
=====
L2 ES PBR
=====
ESI                Users      Status
                  VTEP:VNI
-----
ff:00:00:00:00:00:00:00:01 1      Active
                                      192.0.2.72:7272
-----
Number of entries : 1
=====
```

9.26 esa

esa

Syntax

esa [detail]

Context

[\[Tree\]](#) (show esa)

Full Context

show esa

Description

This command displays ESA details.

Parameters

detail

Displays detailed ESA information.

Platforms

7450 ESS, 7750 SR, 7750 SR-e, 7750 SR-s

Output

The following are output examples for this command.

[Table 129: Show ESA Output Fields](#) describes the ESA output fields.

Sample Output

```
*A:Dut-B# show esa
=====
Extended Services Appliance Summary
=====
ESA Description Admin State Oper State Health State
-----
1 up up OK
=====
```

```
*A:Dut-B# show esa detail
=====
ESA 6
=====
Description : (Not Specified)
Admin State : up
Operational State : up
Oper flags : none
IOM Host Port : 1/1/2
Hardware Health
  Overall Status : OK
  Power Supply 1 Status : OK
  Power Supply 1 Temperature : 29 Degrees C.
  Power Supply 2 Status : OK
```



```

Power Supply 2 Temperature : 25 Degrees C.
Power Supply Redundancy    : Unsupported
Power Supply Mismatch Stat*: Unsupported
Fan Status                  : Unsupported
Fan Redundancy             : Unsupported
CPU Temperature            : 55 Degrees C.
Temperature Status         : Unsupported
Hardware Data
System manufacturer        : Nokia
System product name       : ESA-100G AC/NDCHW1996.01
System serial number      : 0123456781
Software Version           : TiMOS-H-0.0.I6015 hypervisor/esa Copyright (c)
                           : 2000-2019 Nokia. All rights reserved. All use
                           : subject to applicable license agreements. Built
                           : on Mon Aug 26 20:34:47 PDT 2019 by builder in /
                           : builds/c/00/I6015/panos/hypervisors
Time of last boot         : 2019/08/27 15:38:30 UTC
Cores available           : 16
Cores allocated           : 12
Cores remaining           : 4
Memory available          : 62 GB
Memory allocated          : 28 GB
Memory remaining          : 34 GB
Performance enabled       : yes
Export restricted          : no
  
```

=====

ESA-VMs

=====

ESA	VM	VM Type	Cores	Memory (GB)	Admin State	Oper State
6	1	aa	4	6	up	up
6	2	tunnel	4	6	up	up
6	3	bb	4	16	up	up

=====

ESA 7

=====

```

Description                : (Not Specified)
Admin State                 : up
Operational State          : up
Oper flags                  : none
IOM Host Port              : 2/1/2
Hardware Health
Overall Status              : OK
Power Supply 1 Status      : OK
Power Supply 1 Temperature : 29 Degrees C.
Power Supply 2 Status      : OK
Power Supply 2 Temperature : 25 Degrees C.
Power Supply Redundancy    : Unsupported
Power Supply Mismatch Stat*: Unsupported
Fan Status                  : Unsupported
Fan Redundancy             : Unsupported
CPU Temperature            : 55 Degrees C.
Temperature Status         : Unsupported
Hardware Data
System manufacturer        : Nokia
System product name       : ESA-100G AC/NDCHW1996.01
System serial number      : 0123456782
Software Version           : TiMOS-H-0.0.I6015 hypervisor/esa Copyright (c)
                           : 2000-2019 Nokia. All rights reserved. All use
                           : subject to applicable license agreements. Built
                           : on Mon Aug 26 20:34:47 PDT 2019 by builder in /
  
```

```

builds/c/00/I6015/panos/hypervisors
Time of last boot      : 2019/08/27 15:39:27 UTC
Cores available       : 16
Cores allocated       : 12
Cores remaining      : 4
Memory available      : 62 GB
Memory allocated      : 28 GB
Memory remaining     : 34 GB
Performance enabled   : yes
Export restricted     : no
=====
ESA-VMs
=====
ESA      VM      VM Type   Cores    Memory   Admin   Oper
                   (GB)     State    State
-----
7        1        aa        4        6        up      up
7        2        tunnel   4        6        up      up
7        3        bb        4        16       up      up
=====
ESA 8
=====
Description           : (Not Specified)
Admin State           : up
Operational State     : up
Oper flags            : none
IOM Host Port         : 3/1/c2/1
Hardware Health
  Overall Status       : OK
  Power Supply 1 Status : OK
  Power Supply 1 Temperature : 29 Degrees C.
  Power Supply 2 Status : OK
  Power Supply 2 Temperature : 25 Degrees C.
  Power Supply Redundancy : Unsupported
  Power Supply Mismatch Stat* : Unsupported
  Fan Status           : Unsupported
  Fan Redundancy       : Unsupported
  CPU Temperature      : 55 Degrees C.
  Temperature Status   : Unsupported
Hardware Data
  System manufacturer  : Nokia
  System product name  : ESA-100G AC/NDCHW1996.01
  System serial number : 0123456783
  Software Version     : TiMOS-H-0.0.I6015 hypervisor/esa Copyright (c)
                        2000-2019 Nokia. All rights reserved. All use
                        subject to applicable license agreements. Built
                        on Mon Aug 26 20:34:47 PDT 2019 by builder in /
                        builds/c/00/I6015/panos/hypervisors
Time of last boot      : 2019/08/27 15:39:27 UTC
Cores available       : 16
Cores allocated       : 12
Cores remaining      : 4
Memory available      : 62 GB
Memory allocated      : 28 GB
Memory remaining     : 34 GB
Performance enabled   : yes
Export restricted     : no
=====
ESA-VMs
=====
ESA      VM      VM Type   Cores    Memory   Admin   Oper

```

```

-----
                (GB)      State      State
-----
8      1      aa      4      6      up      up
8      2      tunnel  4      6      up      up
8      3      bb      4      16     up      up
=====
*A:Dut-B# show esa 6
=====
ESA 6
=====
Description          : (Not Specified)
Admin State          : up
Operational State    : up
Oper flags           : none
IOM Host Port        : 1/1/2
Hardware Health
  Overall Status      : OK
  Power Supply 1 Status : OK
  Power Supply 1 Temperature : 29 Degrees C.
  Power Supply 2 Status : OK
  Power Supply 2 Temperature : 25 Degrees C.
  Power Supply Redundancy : Unsupported
  Power Supply Mismatch Stat*: Unsupported
  Fan Status          : Unsupported
  Fan Redundancy      : Unsupported
  CPU Temperature     : 55 Degrees C.
  Temperature Status  : Unsupported
Hardware Data
  System manufacturer : Nokia
  System product name  : ESA-100G AC/NDCHW1996.01
  System serial number : 0123456789
  Software Version     : TiMOS-H-0.0.I6015 hypervisor/esa Copyright (c)
                        : 2000-2019 Nokia. All rights reserved. All use
                        : subject to applicable license agreements. Built
                        : on Mon Aug 26 20:34:47 PDT 2019 by builder in /
                        : builds/c/00/I6015/panos/hypervisors
  Time of last boot    : 2019/08/27 15:38:30 UTC
  Cores available      : 16
  Cores allocated      : 12
  Cores remaining      : 4
  Memory available     : 62 GB
  Memory allocated     : 28 GB
  Memory remaining     : 34 GB
  Performance enabled  : yes
  Export restricted    : no
=====
ESA-VMs
=====
ESA      VM      VM Type    Cores    Memory    Admin    Oper
                (GB)      State      State
-----
6      1      aa      4      6      up      up
6      2      tunnel  4      6      up      up
6      3      bb      4      16     up      up
=====

```

```

A:Dut-A# show esa 1 detail
=====
ESA 1
=====
Description          : (Not Specified)

```

```

Admin State           : up
Operational State    : up
Oper flags           : none
IOM Host Port(s)     : 1/1/c1/1
                    : 1/1/c2/1
                    : 1/1/c3/1
                    : 1/1/c4/1

Hardware Health
  Overall Status      : OK
  Power Supply 1 Status : OK
  Power Supply 2 Status : OK
  Power Supply Redundancy : Redundant
  Power Supply Mismatch Stat*: No-Mismatch
  Fan Status          : OK
  Fan Redundancy      : Redundant
  Temperature Status  : OK

Hardware Data
  System manufacturer : HPE
  System product name  : ESA 400G AC
  System serial number : MXQ1240GSL
  Software Version     : TiMOS-H-0.0.private hypervisor/esa Copyright
                        (c) 2000-2022 Nokia. All rights reserved. All
                        use subject to applicable license agreements.
                        Built on Tue Jun 14 10:59:54 UTC 2022

  Time of last boot   : 2022/06/15 15:22:45 UTC
  Total Cores available : 62
  Total Cores allocated : 23
  Total Cores remaining : 39
  Total Memory available : 478 GB
  Total Memory allocated : 64 GB
  Total Memory remaining : 414 GB
  Performance enabled   : yes
  Export restricted     : no
  NUMA Cell Topology
    NUMA Cell 0
      Cores Available   : 31
      Cores Allocated   : 23
      Cores Remaining   : 8
      Memory Available  : 239 GB
      Memory Allocated  : 64 GB
      Memory Remaining  : 175 GB
      Socket            : 0
      Host Port(i/f)    : 1/1/c1/1 (eth4)
      Host Port(i/f)    : 1/1/c2/1 (eth5)
    NUMA Cell 1
      Cores Available   : 31
      Cores Allocated   : 0
      Cores Remaining   : 31
      Memory Available  : 239 GB
      Memory Allocated  : 0 GB
      Memory Remaining  : 239 GB
      Socket            : 1
      Host Port(i/f)    : 1/1/c3/1 (eth6)
      Host Port(i/f)    : 1/1/c4/1 (eth7)
  
```

=====
 * indicates that the corresponding row element may have been truncated.
 =====

```

=====
ESA VMs
=====
ESA  VM  VM Type  Cores  Memory  Host-Port  Admin  Oper
      (GB)                               State  State
-----
1    1    aa       23    64     1/1/c1/1   up     up
  
```

Table 129: Show ESA Output Fields

Label	Description
ESA	The ESA identification number
Admin State	up — Administratively up
	down — Administratively down
Operational State	up — Operationally up
	down — Operationally down
	booting
	failed
	provisioned
	unprovisioned
	fwUpgrade — Firmware upgrade
Oper flags	Operational flag of the ESA
IOM Host Port	The IOM host port in <i>slot/mda/port</i> format
Hardware Health	Health statuses for hardware components
Hardware Data	Detailed hardware data about the ESA
NUMA Cell Topology (ESA 400G only)	Number of cores, amount of memory, and Ethernet ports available to the NUMA cell
VM	The VM identification number
VM Type	The VM type (aa, bb, or tunnel)
Cores	The number of cores of the ESA-VM
Memory (GB)	The memory on the ESA-VM

esa

Syntax

esa *esa-id*

Context

[\[Tree\]](#) (clear esa)

Full Context

clear esa

Description

This command clears the statistics or status pertaining to the specified ESA.

Parameters

esa-id

Specifies the ESA.

Values 1 to 16

Platforms

7450 ESS, 7750 SR, 7750 SR-e, 7750 SR-s

9.27 esa-vm

esa-vm

Syntax

esa [esa-id/vm-id] [detail]

Context

[\[Tree\]](#) (show esa-vm)

Full Context

show esa-vm

Description

This command displays ESA-VM details.

Parameters

esa-id

Specifies the ESA.

Values 1 to 16

vm-id

Specifies the VM.

Values 1 to 4

detail

Specifies the detailed ESA-VM information.

Platforms

7450 ESS, 7750 SR, 7750 SR-e, 7750 SR-s

Output

The following are output examples for this command.

Sample Output

```
*A:Dut-A# show esa-vm 1/1 detail
=====
ESA      VM      VM Type   Cores    Memory   Admin   Oper
                   (GB)     State    State
-----
1        1        aa        23       64       up      up/active
=====
ESA/VM 1/1
=====
Description      : (Not Specified)
IOM Host Port    : 1/1/c1/1
Software Version  : TiMOS-M-0.0.I6237 esav-aa/esavm Nokia 7xxx ESAV Copyright
                   (c) 2000-2020 Nokia.
                   All rights reserved. All use subject to applicable
                   license agreements.
                   Built on Sun Apr 5 18:08:04 PDT 2020 by builder in /
                   builds/c/00/I6237/panos/main/sros
Time of last boot : 2020/04/06 20:36:12 UTC
Oper flags       : none
=====
VM Utilization
=====
Virtual          Virtual          15min          All-time
Core Role        Core Id          Current %      Average %      Peak %
-----
Mgmt-0           1                8.65           5.91           8.83
Mgmt-1           2                6.83           5.83           8.84
Mgmt-2           3                8.22           5.69           8.22
Mgmt-3           4                8.58           5.96           9.52
Worker-0         5                27.18          15.56          27.18
Worker-1         6                27.70          15.81          27.70
Worker-2         7                27.79          15.88          27.79
Worker-3         8                27.83          15.88          27.83
Worker-4         9                28.05          16.01          28.05
Worker-5         10               28.04          15.98          28.04
Worker-6         11               28.05          16.04          28.05
Worker-7         12               28.09          16.02          28.09
Worker-8         13               28.00          15.99          28.00
Worker-9         14               28.05          15.99          28.05
Worker-10        15               27.82          15.89          27.82
Worker-11        16               27.83          15.87          27.83
Worker-12        17               27.84          15.88          27.84
Worker-13        18               27.79          15.83          27.79
Worker-14        19               27.83          15.91          27.83
Worker-15        20               27.85          15.90          27.85
Worker-16        21               27.99          15.98          27.99
Worker-17        22               28.09          16.03          28.09
Worker-18        23               28.00          16.00          28.00
Worker-19        24               27.97          15.95          27.97
```

Worker-20	25	27.88	15.92	27.88
Worker-21	26	27.91	15.93	27.91
Worker-22	27	27.80	15.89	27.80
Worker-23	28	27.77	15.84	27.77
Worker-24	29	27.78	15.86	27.78
Worker-25	30	27.82	15.86	27.82
Worker-26	31	27.93	15.93	27.93
Worker-27	32	27.90	15.91	27.90
Worker-28	33	27.97	15.98	27.97
Worker-29	34	28.44	16.19	28.44
Worker-30	35	28.22	16.13	28.22
Worker-31	36	28.28	16.13	28.28
Worker-32	37	28.08	16.05	28.08
Worker-33	38	28.15	16.06	28.15
Worker-34	39	27.90	15.92	27.90
Worker-35	40	27.50	15.68	27.50
Worker-36	41	27.48	15.70	27.48
Worker-37	42	27.57	15.72	27.57
Idle-0	43	0.00	0.00	0.00
Scheduler-0	44	41.40	24.36	41.40
Idle-1	45	0.00	0.00	0.00
Nic-0	46	57.60	33.47	57.60

Table 130: Show ESA-VM Output Fields describes the ESA-VM output fields.

Sample Output

```
*A:Dut-B# show esa-vm 6/1
=====
ESA   VM   VM Type  Cores  Memory  Admin  Oper
      VM              (GB)   State   State
-----
6     1     aa       4      6       up     up
=====
ESA/VM 6/1
=====
Description      : (Not Specified)
IOM Host Port    : 1/1/2
Software Version : TiM0S-M-0.0.I6015 esav-aa/esavm Nokia 7xxx ESAV Copyright
                  (c) 2000-2019 Nokia.
                  All rights reserved. All use subject to applicable
                  license agreements.
                  Built on Mon Aug 26 18:04:52 PDT 2019 by builder in /
                  builds/c/00/I6015/panos/main
Time of last boot : 2019/08/27 15:40:54 UTC
Oper flags       : none
=====
```

```
*A:Dut-B# show esa-vm 6/2
=====
ESA   VM   VM Type  Cores  Memory  Admin  Oper
      VM              (GB)   State   State
-----
6     2     tunnel  4      6       up     up
=====
ESA/VM 6/2
=====
Description      : (Not Specified)
IOM Host Port    : 1/1/2
```



```

Software Version   : TiM0S-M-0.0.I6015 esav-tunnel/esavm Nokia 7xxx ESAV
                   Copyright (c) 2000-2019 Nokia.
                   All rights reserved. All use subject to applicable
                   license agreements.
                   Built on Mon Aug 26 18:04:52 PDT 2019 by builder in /
                   builds/c/00/I6015/panos/main
Time of last boot  : 2019/08/27 15:40:51 UTC
Oper flags        : none
=====
  
```

*A:Dut-B# show esa-vm 6/3

```

=====
ESA      VM      VM Type   Cores    Memory   Admin   Oper
         VM                               (GB)    State   State
-----
6        3        bb        4        16       up      up
=====
ESA/VM 6/3
=====
Description      : (Not Specified)
IOM Host Port    : 1/1/2
Software Version : TiM0S-M-0.0.I6015 esav-bb/esavm Nokia 7xxx ESAV Copyright
                  (c) 2000-2019 Nokia.
                  All rights reserved. All use subject to applicable
                  license agreements.
                  Built on Mon Aug 26 18:04:52 PDT 2019 by builder in /
                  builds/c/00/I6015/panos/main
Time of last boot : 2019/08/27 15:41:00 UTC
Oper flags       : none
=====
  
```

Table 130: Show ESA-VM Output Fields

Label	Description
ESA	The ESA identification number
VM	The VM identification number
VM Type	The VM type (aa, bb, or tunnel)
Cores	The number of cores of the ESA-VM
Memory (GB)	The memory on the ESA-VM
Admin State	up — Administratively up
	down — Administratively down
Operational State	up — Operationally up
	down — Operationally down
	booting
	failed

Label	Description
	provisioned
	unprovisioned
IOM Host Port	The IOM host port in <i>slot/mda/port</i> format
Oper flags	The operational flags for the ESA-VM
Virtual Core Role	The virtual core role (Mgmt-#, Worker-#, Idle-#, Scheduler-#, Nic-#)
Virtual Core Id	The Virtual Core identification number
Current %	The current processing load of the virtual core
15min Average %	The 15 minute average processing load of the virtual core
All-time Peak %	The all-time peak processing load of the virtual core

esa-vm

Syntax

esa-vm [*esa-id/vm-id*]

Context

[\[Tree\]](#) (clear esa-vm)

Full Context

clear esa-vm

Description

This command clears the statistics or status pertaining to the specified ESA-VM.

Parameters

esa-id

Specifies the ESA.

Values 1 to 16

vm-id

Specifies the VM.

Values 1 to 4

Platforms

7450 ESS, 7750 SR, 7750 SR-e, 7750 SR-s

9.28 est-profile

est-profile

Syntax

est-profile [*name*]

Context

[\[Tree\]](#) (show>certificate est-profile)

Full Context

show certificate est-profile

Description

This command displays EST profile information. If a profile name is not specified, the command displays information about all the EST profiles.

Parameters

name

Specifies an existing EST profile name, up to 32 characters.

Platforms

All

Output

The following is an example output for the **show certificate est-profile** command

Sample Output

```
*A:cses-V27# show certificate est-profile
=====
EST Profile          Server
                    Address:Port
-----
No. of EST Profiles: 0
=====
```

9.29 eth

eth

Syntax

eth

Context

[\[Tree\]](#) (tools>perform>service>id>loopback eth)

Full Context

tools perform service id loopback eth

Description

Commands in this context configure a loopback on Ethernet SAPs or MPLS SDP bindings.

Platforms

All

9.30 eth-cfm

eth-cfm

Syntax

eth-cfm

Context

[\[Tree\]](#) (show eth-cfm)

Full Context

show eth-cfm

Description

Commands in this context display eth-cfm information.

Platforms

7450 ESS, 7750 SR, 7750 SR-a, 7750 SR-e, 7750 SR-s, 7950 XRS

eth-cfm

Syntax

eth-cfm

Context

[\[Tree\]](#) (clear eth-cfm)

Full Context

clear eth-cfm

Description

Commands in this context display CFM information.

Platforms

7450 ESS, 7750 SR, 7750 SR-a, 7750 SR-e, 7750 SR-s, 7950 XRS

eth-cfm

Syntax

eth-cfm

Context

[\[Tree\]](#) (tools>dump eth-cfm)

Full Context

tools dump eth-cfm

Description

Commands in this context configure debugging for Ethernet Connectivity Fault Management.

Platforms

7450 ESS, 7750 SR, 7750 SR-a, 7750 SR-e, 7750 SR-s, 7950 XRS

eth-cfm

Syntax

eth-cfm

Context

[\[Tree\]](#) (monitor eth-cfm)

Full Context

monitor eth-cfm

Description

Commands in this context monitor statistics for Ethernet connectivity fault management.

Platforms

7450 ESS, 7750 SR, 7750 SR-a, 7750 SR-e, 7750 SR-s, 7950 XRS

eth-cfm

Syntax

eth-cfm

Context

[\[Tree\]](#) (show>service>sdp-using eth-cfm)

Full Context

show service sdp-using eth-cfm

Description

Commands in this context display SDP binding information for a specific ETH-CFM.

Platforms

All

eth-cfm

Syntax

eth-cfm [**tunnel** *tunnel-id*] [**detail**]

Context

[\[Tree\]](#) (show>lag eth-cfm)

Full Context

show lag eth-cfm

Description

This command displays ETH-CFM information.

Parameters

tunnel-id

Filters ETH-CFM MEP information to one tunnel.

Values 1 to 4094

detail

Displays detailed information.

Platforms

7450 ESS, 7750 SR, 7750 SR-a, 7750 SR-e, 7750 SR-s, 7950 XRS

eth-cfm

Syntax

eth-cfm [**detail**]

Context

[\[Tree\]](#) (show>port>ethernet eth-cfm)

Full Context

show port ethernet eth-cfm

Description

This command displays ETH-CFM information.

Parameters

detail

Displays detailed information.

Platforms

All

9.31 eth-cfm-monitoring

eth-cfm-monitoring

Syntax

eth-cfm-monitoring [{**service-id** *service-id* **sap-id** *sap-id*} | {**service-id** *service-id* **sdp-id** *sdp-id:vc-id*}]

Context

[\[Tree\]](#) (show>system>security>cpu-protection eth-cfm-monitoring)

Full Context

show system security cpu-protection eth-cfm-monitoring

Description

This command displays sources exceeding their eth-cfm-monitoring rate limit.

Parameters

service-id

Specifies the service ID.

Values 1 to 2148278317, svc-name up to 64 characters in length

Platforms

7450 ESS, 7750 SR-7/12/12e, 7750 SR-7s, 7750 SR-14s, 7950 XRS

eth-cfm-monitoring

Syntax

eth-cfm-monitoring

Context

[\[Tree\]](#) (clear>cpu-protection eth-cfm-monitoring)

Full Context

clear cpu-protection eth-cfm-monitoring

Description

This command clears records of flows exceeding the ETH-CFM monitoring rate limit.

Platforms

7450 ESS, 7750 SR-7/12/12e, 7750 SR-7s, 7750 SR-14s, 7950 XRS

9.32 eth-ring

eth-ring

Syntax

eth-ring

Context

[\[Tree\]](#) (tools>perform eth-ring)

Full Context

tools perform eth-ring

Description

This command performs Ethernet ring operations.

Platforms

7450 ESS, 7750 SR, 7750 SR-a, 7750 SR-e, 7750 SR-s, 7950 XRS

eth-ring

Syntax

eth-ring [**status**]

eth-ring [*ring-index*] **hierarchy**

eth-ring *ring-index* [**path** {**a** | **b**}]

Context

[\[Tree\]](#) (show eth-ring)

Full Context

show eth-ring

Description

This command displays Ethernet Ring information.

Parameters

status

Specifies to display an Ethernet Ring status summary

ring-index

Specifies an Ethernet Ring index

Values 1 to 128

hierarchy

Specifies to display Ethernet Ring hierarchical relationships

path

Specifies to show information for a specific path

Platforms

7450 ESS, 7750 SR, 7750 SR-a, 7750 SR-e, 7750 SR-s, 7950 XRS

eth-ring

Syntax

eth-ring *ring-index* [**clear**]

Context

[\[Tree\]](#) (tools>dump eth-ring)

Full Context

tools dump eth-ring

Description

This command displays Ethernet Ring information.

Parameters

ring-index

Specifies an Ethernet Ring index.

Values 1 to 128

clear

Keyword to clear stored information for the specified Ethernet Ring.

Platforms

7450 ESS, 7750 SR, 7750 SR-a, 7750 SR-e, 7750 SR-s, 7950 XRS

9.33 eth-sat

eth-sat

Syntax

eth-sat [*sat-id*]

Context

[\[Tree\]](#) (show>system>satellite eth-sat)

Full Context

show system satellite eth-sat

Description

This command displays information about configured Ethernet satellites. If a sat-id is specified, this command displays information only about the specified Ethernet satellite.

Parameters

sat-id

Specifies the Ethernet satellite chassis.

Platforms

7450 ESS, 7750 SR, 7750 SR-a, 7750 SR-e, 7750 SR-s, 7950 XRS

Output

The following output is an example of Ethernet satellite information.

Sample Output

```
A:Dut-A# show system satellite eth-sat 1
=====
Satellite Information
=====
SatID      Provisioned Type           Admin   Oper
           Equipped Type (if different) State   State
-----
esat-1     es48-lgb-sfp              up      up
Description : (Not Specified)
MAC Address  : e4:81:84:24:2e:e5
Software Repository : repl
SyncE       : Disabled
Client-Down-Delay : Disabled | 5-1800sec
Hardware Data
  Platform type      : N/A
  Part number        : 82-0825-01
  CLEI code          :
  Serial number      : 01154100020
  Manufacture date   :
  Manufacturing deviations : (Not Specified)
  Manufacturing assembly number :
  Administrative state : up
  Operational state   : up
  Temperature        : 51C
  Temperature threshold : 85C
  Software boot (rom) version : X-9.0.S222 on Thu Feb 16 03:29:00 IST 20xx
                               by builder
  Software version    : TiM05-B-8.0.R9 both/hops Nokia SAS-Sx
                               46F2C4SFP+ 7210 Copyright (c) 2000-2020
                               Nokia.
                               All rights reserved. All use subject to
                               applicable license agreements.
                               Built on Mon Oct 31 10:10:30 IST 2020 by
                               builder in /home/builder/8.0B1/R9/panos/
                               main
  Time of last boot   : 2020/02/28 13:02:41
  Current alarm state : alarm cleared
  Base MAC address    : e4:81:84:24:2e:e5
=====

*A:Dut-A>config>system>sat>eth-sat# /show system satellite eth-sat 1
=====
Satellite Information
=====
SatID      Provisioned Type           Admin   Oper
           Equipped Type (if different) State   State
-----
esat-1     es48-lgb-sfp              up      up
Description : (Not Specified)
MAC Address  : 8c:f7:73:cc:ca:61
Software Repository : repl
SyncE       : Disabled
PTP-TC      : Disabled
```

```
Client-Down-Delay : Disabled
Console Access    : Enabled
Port-Template     : (Not Specified)
```

eth-sat

Syntax

```
eth-sat sat-id
```

Context

[\[Tree\]](#) (clear>system>satellite eth-sat)

Full Context

```
clear system satellite eth-sat
```

Description

Commands in this context clear Ethernet satellite information.

Parameters

sat-id

Specifies the Ethernet satellite ID.

Values 1 to 20

Platforms

7450 ESS, 7750 SR, 7750 SR-a, 7750 SR-e, 7750 SR-s, 7950 XRS

9.34 eth-seg

eth-seg

Syntax

```
eth-seg [hunt | detail] [rd rd] [community comm-id] [originator-ip ip-address | ipv6-address] [next-hop  
next-hop] [esi esi] [aspath-regex reg-exp]
```

Context

[\[Tree\]](#) (show>router>bgp>routes>evpn eth-seg)

Full Context

```
show router bgp routes evpn eth-seg
```

Description

This command displays BGP-EVPN Ethernet Segment (ES) routes.

Parameters

hunt

Displays entries for the specified route.

detail

Displays detailed information.

rd

Displays information for the route distinguisher.

Values *ip-addr:comm-val | 2byte-asnumber:ext-comm-val | 4byte-asnumber:comm-val*

comm-id

Specifies community ID, up to 72 characters.

Values [*as-num:comm-val | ext-comm | well-known-comm*]

where:

- *as-num* — 0 to 65535
- *comm-val* — 0 to 65535
- *ext-comm* — the extended community, defined as the following:
type:{ ip-address:comm-val1 | as-number1:comm-val2 | as-number2:comm-val1}
 where:
 - *as-number1* — 0 to 65535
 - *comm-val1* — 0 to 65535
 - **type** — target, origin
 - *ip-address* — a.b.c.d
 - *comm-val2* — 0 to 4294967295
 - *as-number2* — 0 to 4294967295
- *well-known-comm* — **null | no-export | no-export-subconfed | no-advertise |**

ip-address | ipv6-address

Specifies the IPv4 or IPv6 originator address, up to 64 characters.

next-hop

Specifies the IPv4 or IPv6 BGP next-hop address.

Values

ipv4-address:	a.b.c.d
ipv6-address:	x:x:x:x:x:x:x (eight 16-bit pieces)
	x:x:x:x:x:d.d.d.d

x: [0 to FFFF]H

d: [0 to 255]D

esi

Specifies a 10-byte ESI by which to filter the displayed information. For example, ESI-0 | ESI-MAX or 00-11-22-33-44-55-66-77-88-99 with any of these separators('-',':',';')

reg-exp

Displays routes matching the specified regular expression, up to 80 characters.

Platforms

All

9.35 eth-tunnel

eth-tunnel

Syntax

eth-tunnel [**group** *tunnel-group-name*] [**vc-id** *vc-id*]

Context

[\[Tree\]](#) (show>router>l2tp eth-tunnel)

Full Context

show router l2tp eth-tunnel

Description

This command displays information about configured L2TPv3 Ethernet tunnels. These Ethernet tunnels are the L2TPv3 sessions setup between the local private L2 SAP and the far end device.

If this command is executed without any parameters, then a list of all configured Ethernet tunnels are displayed.

If this command is executed with a tunnel group name or a VC-ID, then a detailed view of the associated Ethernet tunnel is displayed.

Parameters

tunnel-group-name

Specifies the configured tunnel group name used for the associated Ethernet tunnel.

vc-id

Specifies the VC ID for the L2TPv3 Ethernet tunnel.

Values 0 to 4294967295

Platforms

7450 ESS, 7750 SR, 7750 SR-a, 7750 SR-e, 7750 SR-s, VSR

Output

The following output is an example of L2TPv3 Ethernet tunnel information

Sample Output

```
A:Dut-A# show router 200 l2tp eth-tunnel
=====
L2TPv3 Ethernet Tunnel Summary
=====
Tunnel Group name                               VC ID
-----
v3-group-1                                       100
-----
No. of ethernet tunnels: 1
=====

A:Dut-A# show router 200 l2tp eth-tunnel group "v3-group-1"
=====
L2TPv3 Ethernet Tunnel Status
=====
Group Name           : v3-group-1
VC ID                : 100
Local Conn ID        : 221122308
Ctrl Conn ID         : 221118464
Matches Cfg          : true
Down Reason           : N/A
Reconnect Time (s)   : N/A
Remaining Time (s)   : N/A
SAP ID                : tunnel-1.private:100
SAP Service ID       : 100
-----
No. of ethernet tunnels: 1
=====
```

eth-tunnel

Syntax

eth-tunnel

eth-tunnel {aps | status}

eth-tunnel *tunnel-index* [path *path-index*] [detail]

Context

[\[Tree\]](#) (show eth-tunnel)

Full Context

show eth-tunnel

Description

This command displays Ethernet tunnel information. Any data SAP missing a tag for a defined path has the EthTunTagMismatch flag generated. In the example provided below, SAP eth-tunnel-1:1 does not have the tag for path 2 configured. Therefore, it is operationally down with the reason indicated by the EthTunTagMismatch flag.

Parameters

aps

Shows APS Ethernet tunnel information.

status

Shows Ethernet tunnel status information.

tunnel-index

Specifies the tunnel index.

Values 1 to 1024

path-index

Specifies the path index.

Values 1 to 16

detail

Displays detailed information.

Platforms

7450 ESS, 7750 SR, 7750 SR-a, 7750 SR-e, 7750 SR-s, 7950 XRS

Output

The following output is an example of Ethernet tunnel information, and [Table 131: Output Fields: show eth-tunnel](#) describes the output fields.

Sample Output: show eth-tunnel

```
*A:PE-E# show eth-tunnel
=====
Ethernet Tunnel Groups
=====
Tunnel Admin Oper Protection Active Paths
ID State State Type 1 2 3 4 5 6 7 8
-----
1 Up Up g.8031-1to1 x 2
2 Up Up g.8031-1to1 1 x
=====
*A:PE-E#
*A:PE-E# show eth-tunnel aps
=====
Ethernet Tunnel APS Groups
=====
Tunnel Admin Oper Working Path Path Active Rx PDU
ID State State Protecting Path State Path Path Tx PDU
-----
1 Up Up 1 - 1/1/2 1 Down No BF010100 ( SF)
2 - 2/1/2 1 Up Yes BF010100 ( SF)
```



```

2      Up      Up      1 - 2/1/2 2      Up      Yes      0F000000 ( NR)
      2 - 1/1/2 2      Down     No       EF000000 (SF-P)
=====
*A:PE-E#
*A:PE-E# show eth-tunnel 1
=====
Ethernet Tunnel Group 1 Information
=====
Description      : Eth Tunnel
IfIndex          : 1476395009
Admin State      : Up                Oper State       : Up
Protection Type  : G.8031-1to1          Max Revert Time  : 1 seconds
MAC Address      : 00:1a:f0:44:d2:03    Time to Revert   : N/A
                                          Hold Down Time   : 0 centiseconds
-----
Ethernet Tunnel Group APS Information
-----
APS PDU Rx       : BF010100 ( SF)    Switchover Time  : 05/28/2009 10:10:17
APS PDU Tx       : BF010100 ( SF)
Defect Status    :
-----
Ethernet Tunnel Group Path Summary
-----
Path ID  Member  Control-Tag  Precedence  Admin/Oper  Active  Mgmt
-----
1        1/1/2  1           primary     Up/Down     No      Yes
2        2/1/2  1           secondary  Up/Up       Yes     No
=====
*A:PE-E#
*A:PE-E# show eth-tunnel 1 path 1
=====
Ethernet Tunnel Group 1 Path Information
=====
Description      : (Not Specified)
Member          : 1/1/2          Control-Tag      : 1
Admin State     : Up                Oper State       : Down
-----
Ethernet Tunnel Group Path APS Information
-----
Active Count     : 2                Active Time      : 0d 00:12:09
-----
Eth-Cfm Configuration Information
-----
Md-index        : 1                Direction       : Down
Ma-index        : 1                Admin           : Enabled
MepId           : 1                CCM-Enable      : Enabled
LowestDefectPri : macRemErrXcon    HighestDefect    : defRemoteCCM
Defect Flags    : bDefRemoteCCM
Mac Address     : 00:16:4d:c0:c1:ca    ControlMep      : True
=====
*A:PE-E#
*A:PE-E# show eth-tunnel 1 path 1 detail
=====
Ethernet Tunnel Group 1 Detailed Path Information
=====
Description      : (Not Specified)
Member          : 1/1/2          Control-Tag      : 1
Admin State     : Up                Oper State       : Down
-----
Ethernet Tunnel Group Path APS Information
  
```

```

-----
Active Count      : 2                Active Time      : 0d 00:12:09
-----
Eth-Cfm Configuration Information
-----
Md-index         : 1                Direction        : Down
Ma-index         : 1                Admin            : Enabled
MepId            : 1                CCM-Enable       : Enabled
LowestDefectPri  : macRemErrXcon    HighestDefect    : defRemoteCCM
Defect Flags     : bDefRemoteCCM
Mac Address      : 00:16:4d:c0:c1:ca ControlMep       : True
CcmLtmPriority   : 7
CcmTx           : 0                CcmSequenceErr  : 0
Eth-Ais:         : Disabled
Eth-Tst:         : Disabled
LbRxReply       : 0                LbRxBadOrder    : 0
LbRxBadMsdu     : 0                LbTxReply       : 0
LbNextSequence  : 1                LtNextSequence   : 1
LtRxUnexplained : 0
=====
*A:PE-E#

```

Table 131: Output Fields: show eth-tunnel

Field	Description
Tunnel Id	Numeric value from 1 to 64.
Admin State	Up — The eth tunnel is administratively up. Down — The eth tunnel is administratively down.
Oper State	Up — The eth tunnel is operationally up. Down — The eth tunnel is operationally down.
Protection Type	Two options: g8031-1to1 — Two members are allowed, but only one of them is active at one point in time. loadsharing — Multiple members can be active at one point in time.
Active Paths	Only two paths are supported.

eth-tunnel

Syntax

eth-tunnel *tunnel-index* [clear]

Context

[Tree] (tools>dump eth-tunnel)

Full Context

tools dump eth-tunnel

Description

This command displays Ethernet tunnel information.

Parameters

tunnel-id

Specifies the tunnel ID.

Values 1 to 128

clear

Clears statistics after reading.

Platforms

7450 ESS, 7750 SR, 7750 SR-a, 7750 SR-e, 7750 SR-s, 7950 XRS

Output

The following output is an example of Ethernet tunnel information.

Sample Output

```
*A:PE-E# tools dump eth-tunnel 1

TunnelId 1 (Up/Up), Port eth-tunnel-1 (Up/Up): type g8031-1to1
NumMems 2/2, Up/Dn 0/0, active 0x1, present 0x3 baseMemPort 1/1/2
memId 1 (P), port 1/1/2 (Up), tag 1.0(Up) status (Up/Up)
  ccCnt-sf/ok 1/1 idx 0 tunId 1
memId 2 (S), port 2/1/2 (Up), tag 1.0(Up) status (Up/Up)
  ccCnt-sf/ok 0/0 idx 1 tunId 1

TunId = 1, state = Running, Active = Work, Now = 000 00:16:48.140
revert = 1, ReqState = NR-NULL, Pdu(Tx/Rx): 0x0f0000/0x0f0000
Defects =
Running Timers = PduReTx
  Work MemId = 1 (1/1/2:1.0), state = 0k, cc = 000 00:16:23.510U
  ActiveCnt = 4, ActiveSeconds = 791
  Protect MemId = 2 (2/1/2:1.0), state = 0k, cc = 000 00:09:47.560U
  ActiveCnt = 3, ActiveSeconds = 308
DbgCnts: swoEv = 2, wMemSts = 2, pMemSts = 0
  rxPdu (valid/Invalid) = 4/0, wSfClr = 1, pSfClr = 0, wtrExp = 1
  cm = 0, cmClr = 0, pm = 0, pmClr = 0, nr = 0, nrClr = 0
Seq  Event      TxPdu      RxPdu      Dir  Act      Time
===  =====
000  wMemSts 0xbf0101 wSF 0x0f0000 NR Tx--> Prot 000 00:16:12.450
001  RxPdu 0xbf0101 wSF 0x0f0101 NR Rx<-- Prot 000 00:16:12.450
002  RxPdu 0xbf0101 wSF 0xbf0101 wSF Rx<-- Prot 000 00:16:12.480
003  RxPdu 0xbf0101 wSF 0x0f0101 NR Rx<-- Prot 000 00:16:24.890
004  wSfClr 0x5f0101 WTR 0x0f0101 NR Tx--> Prot 000 00:16:25.030
005  WTR 0x0f0000 NR 0x0f0101 NR Tx--> Work 000 00:16:26.630
006  RxPdu 0x0f0000 NR 0x0f0000 NR Rx<-- Work 000 00:16:26.630
*A:PE-E#
```

9.36 ethernet

ethernet

Syntax

ethernet

Context

[\[Tree\]](#) (clear>port ethernet)

Full Context

clear port ethernet

Description

Commands in this context clear Ethernet port statistics.

Platforms

All

ethernet

Syntax

ethernet

Context

[\[Tree\]](#) (show>system ethernet)

Full Context

show system ethernet

Description

Commands in this context display system-specific Ethernet information.

Platforms

All

ethernet

Syntax

ethernet
ethernet associations
ethernet [detail]

Context

[\[Tree\]](#) (show>port ethernet)

Full Context

show port ethernet

Description

Commands in this context display Ethernet port information.

Parameters

associations
Displays Ethernet port associations.

detail
Displays detailed information.

Platforms

All

9.37 ethernet-segment

ethernet-segment

Syntax

ethernet-segment
ethernet-segment name *name* [all]
ethernet-segment name *name* evi [*evi*]
ethernet-segment name *name* isid [*isid*]
ethernet-segment name *name* virtual-ranges

Context

[\[Tree\]](#) (show>service>system>bgp-evpn ethernet-segment)

Full Context

```
show service system bgp-evpn ethernet-segment
```

Description

Commands in this context display the Ethernet Segment (ES) parameters.

Parameters

name

Specifies the name of an ES, up to 32 characters.

all

Displays all available information for the specified ES.

evi

Displays information for the specified EVPN Instance (EVI) .

Values 1 to 65535

isid

Displays information for the specified ISID.

Values 1 to 16777215

virtual-ranges

Displays the VD-ID, Q- tag, S -tag, or C -tag per S -tag virtual ranges configured on the virtual ES.

Platforms

All

Output

See the following sections for output samples:

- [Sample Output: show service system BGP EVPN ES information](#)
- [Sample Output: show service system BGP EVPN ES information for configured auto-ESI with operational ESI derived](#)
- [Sample Output: show service system BGP EVPN ES information for configured auto-ESI with operational ESI pending derivation](#)
- [Sample Output: show service system BGP EVPN ES information for manually configured ESI](#)
- [Sample Output: show service system BGP EVPN ES information for manually configured ESI with all option](#)
- [Sample Output: show service system BGP EVPN ES information for unconfigured auto-ESI and ESI](#)

Sample Output: show service system BGP EVPN ES information

```
show service system bgp-evpn ethernet-segment name "ES-1"
```

```
=====
```

```

Service Ethernet Segment
=====
Name                : ES-1
Eth Seg Type        : None
Admin State         : Enabled           Oper State           : Up
ESI                 : auto-esi
Oper ESI            : 01:d8:47:ff:00:00:00:00:01:00
Auto-ESI Type       : Type 1
AC DF Capability     : Exclude
Multi-homing        : singleActive     Oper Multi-homing    : singleActive
ES SHG Label        : 524285
Source BMAC LSB     : None
Vprn Next Hop       : 1.1.1.1
Lag Id              : 1
ES Activation Timer  : 0 secs
Oper Group          : es-1
Svc Carving         : manual           Oper Svc Carving    : manual
Cfg Range Type      : lowest-pref
-----
DF Pref Election Information
-----
Preference          Preference   Last Admin Change   Oper Pref   Do No
Mode                Value                               Value       Preempt
-----
non-revertive      32767           04/12/2021 08:08:54   32767       Enabled
-----
EVI Ranges: <none>
ISID Ranges: <none>
=====
  
```

Sample Output: show service system BGP EVPN ES information for configured auto-ESI with operational ESI derived

```
show service system bgp-evpn ethernet-segment name "ES-1"
```

```

=====
Service Ethernet Segment
=====
Name                : ES-1
Eth Seg Type        : None
Admin State         : Enabled           Oper State           : Up
ESI                 : auto-esi
Oper ESI            : 01:00:ca:fe:ca:fe:00:01:01:00
Auto-ESI Type       : Type 1
AC DF Capability     : Exclude
Multi-homing        : allActive     Oper Multi-homing    : allActive
  
```

Sample Output: show service system BGP EVPN ES information for configured auto-ESI with operational ESI pending derivation

```
show service system bgp-evpn ethernet-segment name "ES-1"
```

```

=====
Service Ethernet Segment
=====
Name                : ES-1
Eth Seg Type        : None
Admin State         : Enabled           Oper State           : Up
  
```

```
ESI : auto-esi
Oper ESI : None
Auto-ESI Type : Type 1
AC DF Capability: Exclude
Multi-homing : allActive Oper Multi-homing : allActive
```

Sample Output: show service system BGP EVPN ES information for manually configured ESI

```
show service system bgp-evpn ethernet-segment name "ES-1"
```

```
=====
Service Ethernet Segment
=====
Name : ES-1
Eth Seg Type : None
Admin State : Enabled Oper State : Up
ESI : 01:00:ca:fe:ca:fe:00:01:01:00
Oper ESI : 01:00:ca:fe:ca:fe:00:01:01:00
Auto-ESI Type : None
AC DF Capability: Exclude
Multi-homing : allActive Oper Multi-homing : allActive
```

Sample Output: show service system BGP EVPN ES information for manually configured ESI with all option

```
show service system bgp-evpn ethernet-segment name "ES23" all
```

```
=====
Service Ethernet Segment
=====
Name : ES23
Eth Seg Type : None
Admin State : Enabled Oper State : Up
ESI : 00:ca:ca:de:ba:ca:00:ee:ca:ca
Oper ESI : 00:ca:ca:de:ba:ca:00:ee:ca:ca
Auto-ESI Type : None
AC DF Capability : Include
Multi-homing : singleActive Oper Multi-homing : singleActive
ES SHG Label : 524249
Source BMAC LSB : None
Vprn Next Hop : 1.1.1.1
PW Port Id : 20
PW Port Headend : enabled
ES Activation Timer : 0 secs
Oper Group : (Not Specified)
Svc Carving : manual Oper Svc Carving : manual
Cfg Range Type : lowest-pref
-----
DF Pref Election Information
-----
Preference Preference Last Admin Change Oper Pref Do No
Mode Value Value Value Value Preempt
-----
non-revertive 20 01/17/2022 18:39:59 20 Enabled
-----
EVI Ranges: <none>
ISID Ranges: <none>
=====
```



```

Vprn NextHop Evi Ranges
-----
From          To          Last Update
-----
12345         12345         09/05/2022 19:01:28
-----
EVI Information
=====
EVI          SvcId          Actv Timer Rem    DF
-----
20211        20211          0                 no
-----
Number of entries: 1
=====
DF Candidate list
-----
EVI          DF Address
-----
20211        2001:db8::2
20211        2001:db8::3
-----
Number of entries: 2
-----

```

Sample Output: show service system BGP EVPN ES information for unconfigured auto-ESI and ESI

```
show service system bgp-evpn ethernet-segment name "ES-1"
```

```

=====
Service Ethernet Segment
=====
Name          : ES-1
Eth Seg Type  : None
Admin State   : Enabled   Oper State      : Up
ESI           : None
Oper ESI      : None
Auto-ESI Type : None
AC DF Capability: Exclude
Multi-homing  : allActive Oper Multi-homing : allActive

```

[Table 132: BGP EVPN ES Field Descriptions](#) describes BGP EVPN ES output fields.

Table 132: BGP EVPN ES Field Descriptions

Field	Description
Name	The Ethernet Segment name
Eth Seg Type	The Ethernet Segment type
Admin State	The administrative state for this service Ethernet Segment
Oper State	The operational state for this service Ethernet Segment
ESI	The Ethernet Segment Identifier

Field	Description
Oper ESI	The current operational Ethernet Segment Identifier
Auto-ESI Type	The auto-derived Ethernet Segment Identifier type
AC DF Capability	The AC-DF Capability status (Exclude or Include)
Multi-homing	The multi-homing information
Oper Multi-homing	The operational multi-homing state
ES SHG Label	The ES Split Horizon Group label
Source BMac LSB	The source BMac least significant bit
Vprn Next Hop	The IP address associated with an Ethernet Segment
PW Port Id	The PW port ID
PW Port Headend	The PW port headend status
ES BMac Tbl Size	The ES BMac table size
ES BMac Entries	The ES BMac entries
Lag Id	The LAG ID
ES Activation Timer	The ES activation timer
Svc Carving	The service carving type
Oper Svc Carving	The operational service carving type
Cfg Range Type	The configured range type
DF Pref Election Information	
Preference Mode	The preference mode
Preference Value	The preference value
Last Admin Change	The date and time of the last administrative change
Oper Pref Value	The operational preference value
Do No Preempt	The Do Not Preempt status
EVI Ranges	The EVI ranges
ISID Ranges	The ISID ranges
Vprn NextHop Evi Ranges	
From	The beginning point of the EVI range

Field	Description
To	The ending point of the EVI range
Last Update	The date and time of the last range update
EVI Information	
EVI	The EVPN instance
SvcId	The service ID
Actv Timer Rem	The active timer rem value
DF	The designated forwarder status
Number of entries:	The number of entries
EVI DF and Candidate List	
DF Last Change	The date and time of the last DF candidate change
DF Candidates	The DF candidate IP address
Time Added	The date and time of the DF candidate addition
Q-Tag Ranges	
Q-Tag Start	The Q-Tag start range value
Q-Tag End	The Q-Tag end range value
Last Changed	The date and time of the last change
VC-Id Ranges	
VC-Id Start	The VC-Id start range value
VC-Id End	The VC-Id end range value
S-Tag Ranges	
S-Tag Start	The S-Tag start value
S-Tag End	The S-Tag end value
S-Tag C-Tag Ranges	
C-Tag Start	The C-Tag start value
C-Tag End	The C-Tag end value
Vxlan Instance Service Ranges	

Field	Description
Svc Range Start	The service range start in this Vxlan instance
Svc Range End	The service range end in this Vxlan instance

ethernet-segment

Syntax

```
ethernet-segment name evi evi df
ethernet-segment name isid isid df
ethernet-segment name local-bias
```

Context

[\[Tree\]](#) (tools>dump>service>system>bgp-evpn ethernet-segment)

Full Context

```
tools dump service system bgp-evpn ethernet-segment
```

Description

This command shows the computed DF PE for a specified EVI or ISID when the **evi** or **isid** parameters are selected, respectively. When the **local-bias** parameter is used, the output lists the PEs that are in the candidate DF Election list for the ES, and whether local bias procedures are enabled on them.

The PE can only enable local bias procedures on up to three PEs that are attached to the same ES and use multihomed VXLAN services. If more than three PEs exists, the PEs are ordered by either lowest IP (if **service-carving auto** is used in the ES) or lowest preference (if preference-based service-carving is used) and only the top three PEs are considered for local bias.

Parameters

name

Specifies the name of the Ethernet Segment, up to 32 characters.

evi

Specifies the EVI.

Values 1 to 65535

isid

Specifies the ISID.

Values 1 to 16777215

local-bias

Specifies that output lists the PEs that are in the candidate DF Election list for the ES, and whether local bias procedures are enabled on them.

Platforms

All

Output

The following is an example of Ethernet Segment information.

Sample Output

```
# tools dump service system bgp-evpn ethernet-segment "ESI-71" evi 1 df
[07/15/2015 21:52:08] Computed DF: 192.0.2.72 (Remote) (Boot Timer Expired: Yes)

# tools dump service system bgp-evpn ethernet-segment "ESI-71" isid 20001 df
[07/15/2015 21:52:21] Computed DF: 192.0.2.72 (Remote) (Boot Timer Expired: Yes)

# /tools dump service system bgp-evpn ethernet-segment "ESI-71" local-bias
```

```
-----
[02/05/2019 20:54:20] Vxlan Local Bias Information
-----+-----
Peer                                     | Enabled
-----+-----
220.0.0.1                               | Yes
220.0.0.2                               | Yes
220.0.0.3                               | Yes
220.0.0.4                               | No
-----+-----
```

```
# tools dump service system bgp-evpn ethernet-segment "eslag1" local-bias
-----
[04/22/2018 15:40:22] Vxlan Local Bias Information
-----+-----
Peer                                     | Enabled
-----+-----
10.20.1.1                               | Yes
10.20.1.2                               | Yes
10.20.1.4                               | Yes
10.20.1.5                               | No
-----+-----
```

```
# tools dump service system bgp-evpn ethernet-segment "ES23" evi 20211 df
[01/17/2022 17:00:39] Computed DF: 2001:db8::3 (Remote) (Boot Timer Expired: Yes)
[01/17/2022 17:00:39] Computed Backup: 2001:db8::2 (This Node)

# tools dump service system bgp-evpn ethernet-segment "ES23" evi 20212 df
[01/17/2022 17:00:46] Evi not active on ethernet-segment
```

ethernet-segment

Syntax

ethernet-segment [*name*]

Context

[\[Tree\]](#) (show>service>sdp-using ethernet-segment)

Full Context

```
show service sdp-using ethernet-segment
```

Description

This command displays Ethernet Segment information associated with SDPs.

Parameters

name

Specifies the Ethernet segment name, up to 32 characters.

Platforms

All

9.38 etree

```
etree
```

Syntax

```
etree
```

Context

[Tree] (show>service>id etree)

Full Context

```
show service id etree
```

Description

This command displays the same information shown in the show service ID base context, with the addition of the role of each object in the VPLS E-Tree service.

The following labels identify the configuration of the SAPs and SDP bindings:

- (L) indicates leaf-ac
- (RL) indicates root-leaf-tag

Platforms

All

Output

The following is an example of VPLS E-Tree information.

Sample Output

```
*A:PE-6# show service id 2005 etree
```

```

=====
Service Basic Information
=====
Service Id       : 2005           Vpn Id          : 0
Service Type    : VPLS
Name            : etree-2005
Description     : (Not Specified)
Customer Id     : 1              Creation Origin  : manual
Last Status Change: 05/08/2018 09:49:54
Last Mgmt Change  : 05/08/2018 09:51:09
Etree Mode      : Enabled
Admin State     : Up             Oper State      : Up
MTU             : 1514
SAP Count       : 2              SDP Bind Count  : 1
Snd Flush on Fail : Disabled     Host Conn Verify : Disabled
SHCV pol IPv4   : None
Propagate MacFlush: Disabled     Per Svc Hashing  : Disabled
Allow IP Intf Bind: Disabled
Fwd-IPv4-Mcast-To*: Disabled     Fwd-IPv6-Mcast-To*: Disabled
Mcast IPv6 scope : mac-based
Def. Gateway IP  : None
Def. Gateway MAC : None
Temp Flood Time  : Disabled      Temp Flood      : Inactive
Temp Flood Chg Cnt: 0
SPI load-balance : Disabled
TEID load-balance : Disabled
Src Tep IP       : N/A
Vxlan ECMP      : Disabled
VSD Domain      : <none>

-----
Service Access & Destination Points
-----
Identifier                               Type      AdmMTU  OprMTU  Adm  Opr
-----
sap:1/1/c1/1:2005 (L)                    q-tag    9000    9000    Up   Up
sap:1/1/c1/1:2006 (RL)                   q-tag    9000    9000    Up   Up
sdp:65:2005 (RL) S(192.0.2.5)            Spok     0       8974    Up   Down
-----
Legend: (L): Leaf-Ac, (RL): Root-Leaf-Tag
=====
* indicates that the corresponding row element may have been truncated.
=====
  
```

9.39 eval-group-interface-template

eval-group-interface-template

Syntax

eval-group-interface-template *name*

Context

[Tree] (tools>perform>subscr-mgmt eval-group-interface-template)

Full Context

tools perform subscriber-mgmt eval-group-interface-template

Description

This command reapplies the specified group-interface template to all the group interfaces that were created using this template. This command can be used after changing the group-interface template, because not all the changed parameters are automatically applied to the existing group interfaces.

This command reports the total number of group interfaces linked to the template, the number of group interfaces that were changed or did not require a change, and the number of group interfaces for which a change was attempted but failed.

Parameters

name

Specifies a group-interface template name, up to 32 characters, as configured under **configure subscriber-mgmt group-interface-template**.

Platforms

7450 ESS, 7750 SR, 7750 SR-a, 7750 SR-e, 7750 SR-s, VSR

Output

The following is an example of the output information.

Sample Output

```
A:BNG-UPF# /tools perform subscriber-mgmt eval-group-interface-template "default"
Group interface instances:
- total submitted : 1
- changed          : 1
- change failed   : 0
```

9.40 eval-ipoe-session

eval-ipoe-session

Syntax

eval-ipoe-session [**svc-id** *service-id*] [**sap** *sap-id*] [**mac** *mac-address*] [**circuit-id** *circuit-id*] [**remote-id** *remote-id*] [**subscriber** *sub-ident-string*]

Context

[\[Tree\]](#) (tools>perform>subscr-mgmt eval-ipoe-session)

Full Context

tools perform subscriber-mgmt eval-ipoe-session

Description

This command re-evaluates the mapping between authentication strings such as the SLA profile string and the actual profiles for the identified IPoE sessions.

Parameters

service-id

Specifies an existing subscriber service ID.

Values 1 to 2147483647

sap-id

Specifies a SAP ID, up to 255 characters.

mac-address

Specifies the 48-bit MAC address for the static ARP in the form aa:bb:cc:dd:ee:ff or aa-bb-cc-dd-ee-ff where aa, bb, cc, dd, ee, and ff are hexadecimal numbers.

circuit-id

Specifies the circuit ID up to 127 characters.

remote-id

Specifies that information that goes into the remote-id sub-option in the DHCP relay packet, up to 255 characters.

sub-ident-string

Specifies an existing subscriber identification profile.

Platforms

7450 ESS, 7750 SR, 7750 SR-a, 7750 SR-e, 7750 SR-s, VSR

9.41 eval-lease-state

eval-lease-state

Syntax

```
eval-lease-state [svc-id service-id] [sap sap-id] [subscriber sub-ident-string] [ip ip-address] [mac mac-address]
```

Context

[\[Tree\]](#) (tools>perform>subscr-mgmt eval-lease-state)

Full Context

tools perform subscriber-mgmt eval-lease-state

Description

This command evaluates lease state.

Parameters

sap-id

Specifies the physical port identifier portion of the SAP definition.

ip-address

Specifies the server's IP address. This address must be unique within the subnet and specified in dotted decimal notation. Allowed values are IP addresses in the range 1.0.0.0 – 223.255.255.255 (with support of /31 subnets).

sub-ident-string

Specifies the subscriber ID string, up to 32 characters.

service-id

Specifies an existing service ID.

Values 1 to 2147483647

Platforms

7450 ESS, 7750 SR, 7750 SR-a, 7750 SR-e, 7750 SR-s, VSR

9.42 eval-msap

eval-msap

Syntax

```
eval-msap {policy msap-policy-name | msap sap-id}
```

Context

[\[Tree\]](#) (tools>perform>subscr-mgmt eval-msap)

Full Context

```
tools perform subscriber-mgmt eval-msap
```

Description

This command re-applies the managed SAP policy to the managed SAP identified by the specified *sap-id* or to all managed SAPs associated with the specified *msap-policy name*.

Parameters

msap-policy-name

Specifies an existing MSAP policy. The MSAP policy is re-applied to all associated managed SAPs.

sap-id

Specifies an MSAP SAP ID. The MSAP policy is re-applied to the specified MSAP.

Values `[port-id | lag-id]:qtag1`
`[port-id | lag-id]:qtag1.qtag2`

Platforms

7450 ESS, 7750 SR, 7750 SR-a, 7750 SR-e, 7750 SR-s, VSR

9.43 eval-ppp-session

eval-ppp-session

Syntax

eval-ppp-session [**svc-id** *service-id*] [**user-name** *user-name*] [**sap** *sap-id*] [**ip** *ip-address*] [**subscriber** *sub-ident-string*]

eval-ppp-session [**svc-id** *service-id*] [**user-name** *user-name*] [**sap** *sap-id*] **mac** *mac-address* [**session-id** *session-id*] [**ip** *ip-address*] [**subscriber** *sub-ident-string*]

Context

[\[Tree\]](#) (tools>perform>subscr-mgmt eval-ppp-session)

Full Context

tools perform subscriber-mgmt eval-ppp-session

Description

This command evaluates PPP sessions.

Parameters

service-id

Specifies an existing subscriber service ID.

Values 1 to 2147483647

user-name

Specifies the PPP user name up to 253 characters.

sap-id

Specifies a SAP ID up to 255 characters.

ip-address

Specifies the peer's IP address.

sub-ident-string

Specifies an existing subscriber identification profile.

mac-address

Specifies the 48-bit MAC address for the static ARP in the form aa:bb:cc:dd:ee:ff or aa-bb-cc-dd-ee-ff where aa, bb, cc, dd, ee, and ff are hexadecimal numbers.

session-id

Specifies information about the ID of the PPP session.

Values 1 to 65535

Platforms

7450 ESS, 7750 SR, 7750 SR-a, 7750 SR-e, 7750 SR-s, VSR

9.44 eval-rates

eval-rates

Syntax

eval-rates

Context

[\[Tree\]](#) (tools>perform>subscr-mgmt>bonding eval-rates)

Full Context

tools perform subscriber-mgmt bonding eval-rates

Description

This command evaluates all bonding contexts and recalculates all reference rates. This command can be useful in handling changes that are not automatically tracked, such as adapting a scheduler rate in a QoS policy.

Platforms

7450 ESS, 7750 SR, 7750 SR-a, 7750 SR-e, 7750 SR-s, VSR

9.45 eval-sap-template

eval-sap-template

Syntax

eval-sap-template *name*

Context

[\[Tree\]](#) (tools>perform>subscr-mgmt eval-sap-template)

Full Context

tools perform subscriber-mgmt eval-sap-template

Description

This command reapplies the SAP template to all the SAPs that were created using this template. This command can be used after changing the SAP template because not all the changed parameters are automatically applied to the existing SAPs.

This command reports the total number of SAPs linked to the template, the number of SAPs that changed or did not require a change, and the number of SAPs for which a change was attempted but failed.

Parameters

name

Specifies a SAP template name, up to 32 characters, as configured under **configure subscriber-mgmt sap-template**.

Platforms

7450 ESS, 7750 SR, 7750 SR-a, 7750 SR-e, 7750 SR-s, VSR

Output

The following is an example of the output information.

Sample Output

```
A:BNG-UPF# /tools perform subscriber-mgmt eval-sap-template "default"
Sap instances:
- total submitted : 1
- changed        : 1
- change failed  : 0
```

9.46 eval-slaac-host

eval-slaac-host

Syntax

```
eval-slaac-host [svc-id service-id] [sap sap-id] [subscriber sub-ident-string] [ipv6-address ipv6-prefix]
[mac ieee-address]
```

Context

[\[Tree\]](#) (tools>perform>subscr-mgmt eval-slaac-host)

Full Context

tools perform service dynamic-services evaluate-script

Description

This tools command performs the execution of a dynamic service script action as if the corresponding RADIUS attributes were received from RADIUS. It is possible to setup, modify or teardown a dynamic service associated with the specified control channel.



Note:

This command is not available in the MD-CLI.

Parameters

sap *sap-id*

Specifies the dynamic service SAP id.

control-session *acct-session-id*

Specifies the accounting session id of the control channel associated with this dynamic service.

action *script-action*

Specifies the requested action: setup, modify or teardown.

dynsvc-policy *name*

Specifies the dynamic services policy to use for this action. Mandatory parameter for setup and modify actions. In case of a modify action, the dynamic services policy must be the same as the policy used at setup.

param-string *string*

Specifies the dynamic service parameter list. Mandatory parameter for setup and modify actions.

Platforms

7450 ESS, 7750 SR, 7750 SR-a, 7750 SR-e, 7750 SR-s, VSR

evaluate-script

Syntax

```
evaluate-script domain-name [domain-name] type [type] action script-action [vni vni-id] [rt-i ext-community] [rt-e ext-community] [metadata metadata] policy python-policy
```

Context

[\[Tree\]](#) (tools>perform>service>vsd evaluate-script)

Full Context

tools perform service vsd evaluate-script

Description

The command enables the user to test their setup, and modify and tear down Python scripts in a lab environment without the need to be connected to a VSD. The successful execution of the command for action setup will create a VSD domain and the corresponding configuration, just as the system would do when the parameters are received from VSD.

Parameters

domain-name

Specifies the VSD domain name. 32 characters maximum.

type

Specifies the VSD domain type.

Values l2-domain, vrf-gre, vrf-vxlan, l2-domain-irb

script-action

Specifies the action taken for Python scripts.

Values setup, modify, teardown

vni-id

Specifies the VNI ID.

Values 1 to 16777215

rt-i ext-community

Specifies the internal route-target (RT-i).

Values target: {*ip-addr:comm-val* | *2byte-asnumber.ext-comm-val* | *4byte-asnumber:comm-val*}
ip-addr: a.b.c.d
comm-val: 0 to 65535
2byte-asnumber: 0 to 65535
ext-comm-val: 0 to 4294967295
4byte-asnumber: 0 to 4294967295

rt-e ext-community

Specifies the external route-target (RT-e).

Values target: {*ip-addr:comm-val* | *2byte-asnumber.ext-comm-val* | *4byte-asnumber:comm-val*}
ip-addr: a.b.c.d
comm-val: 0 to 65535
2byte-asnumber: 0 to 65535
ext-comm-val: 0 to 4294967295
4byte-asnumber: 0 to 4294967295

metadata

Specifies the opaque *key=value* pairs. 500 characters maximum.

python-policy

Specifies the name of the Python script used to translate the VSD parameters into a configuration. 32 characters maximum.

Platforms

All

Output

Sample Output

```
*A:PE1# tools perform service vsd evaluate-script domain-name "L2-DOMAIN-5" type l2-
domain action setup policy "py-l2" vni 64000 rt-i target:64000:64000 rt-
e target:64000:64000 metadata "rd=1:1, sap=1/1/10:3000"

Success
```

9.48 evc

evc

Syntax

evc [*port-id* [*vlan* *vlan-id*]]

Context

[\[Tree\]](#) (show>elmi evc)

Full Context

show elmi evc

Description

This command displays Ethernet Virtual Connections (EVC). No argument displays all the EVC on the service router. The port and VLAN arguments display information related to EVC associated with the port and VLAN.

Parameters

port-id

Displays information related to the EVCs configured on the port.

Values *slot/mda/port*

vlan-id

Specifies the VLAN Identifier of the EVC.

Values 0 to 4094, *

Platforms

All

Output

The following output is an example of E-LMI EVC information, and [Table 133: Output Fields: show elmi evc](#) describes the output fields.

Sample Output

```
*A:Dut-C# show elmi evc
=====
ELMI EVC Table
=====
Port      Vlan  Status  Type  Evc Id
-----
1/1/1     10    New-Act P2p   EVC11110
1/1/3     30    New-Act P2p   EVC11220
1/1/5     100   Act     P2p   EVC115100
1/1/5     200   Act     P2p   EVC115200
-----
Number of Evcs : 4
=====
*A:Dut-C#

A:Dut-C# show elmi evc 1/1/5
=====
ELMI EVC Table
=====
Port      Vlan  Status  Type  Evc Id
-----
1/1/5     100   Act     P2p   EVC115100
1/1/5     200   Act     P2p   EVC115200
-----
Number of Evcs : 2
=====
A:Dut-C#

*A:Dut-C# show elmi evc 1/1/5 vlan 100
=====
Evc Detailed Information
=====
Port      : 1/1/5          vlanId      : 100
Evc Status : Act             Evc Type    : P2p
Evc Identifier: EVC115100
=====
*A:Dut-C#
```

Table 133: Output Fields: show elmi evc

Field	Description
Port	Port identifier.

Field	Description
Vlan	Vlan identifier.
Status	New-Act — New and active. Act — Active.
Type	Connection type.
EVC Id	EVC identifier.

9.49 event-control

event-control

Syntax

```
event-control [application-id [event-name | event-number]]
event-control application-id event-name detail
```

Context

[\[Tree\]](#) (show>log event-control)

Full Context

```
show log event-control
```

Description

This command displays event control settings for events including whether the event is suppressed or generated and the severity level for the event.

If no options are specified all events, alarms and traps are listed.

Parameters

application-id

Only displays event control for the specified application.

Default All applications.

The following are some sample applications:

Values application_assurance, aps, atm, auto_prov, bfd, bgp, bier, bmp, ccag, cflowd, chassis, cpmhwfilter, cpmhwqueue, debug, dhcp, dhcps, diameter, dot1x, dynsvc, efm_oam, elmi, ering, eth_cfm, etun, filter, fpe, gsmpl, gmpls, gtp, gtungrp, icl, igh, igmp, igmp_snooping, ip, ipfix, ipsec, ipsec_cpm, isis, l2tp, lag, ldap, ldp, li, lldp, lmp, logger, macsec, mcac, mcpath, mc_redundancy, mgmt_core, mirror, mld, mld_snooping, mpls, mpls_tp, mpls_lmgr, mrp, msdp, nat, nge, ntp,

oam, open_flow, ospf, pcap, pcep, pfc, pim, im_snooping, port, ppp, pppoe, pppoe_clnt, profile, ptp, pxc, python, qos, radius, rib_api, rip, rip_ng, route_next_hop, route_policy, rpki, rsvp, security, sflow, snmp, sr_policy, stp, subscr_mgmt, sub_host_trk, svcmgr, system, tip, tls, user, user_db, video, vrrp, vrtr, wlan_gw, wpp

event-name

Only displays event control for the named application event, up to 32 characters.

Default All events for the application.

event-number

Only displays event control for the specified application event number.

Default All events for the application.

Platforms

All

Output

The following is an example of event control information.

[Table 134: Event-Control Output Field Descriptions](#) describes the output fields for the event control.

Sample Output

The following is a sample output:

```
A:gal171# show log event-control
=====
Log Events
=====
Application
ID#   Event Name                               P   g/s   Logged   Dropped
-----
BGP:
 2001 bgpEstablished                         MI  gen    0        0
 2002 bgpBackwardTransition                 WA  gen    0        0
 2003 tBgpMaxPrefix90                      WA  gen    0        0
 2004 tBgpMaxPrefix100                    CR  gen    0        0
L 2005 sendNotification                     WA  gen    0        0
L 2006 receiveNotification                 WA  gen    0        0
L 2007 bgpInterfaceDown                   WA  gen    0        0
L 2008 bgpConnNoKA                        WA  gen    0        0
L 2009 bgpConnNoOpenRcvd                  WA  gen    0        0
L 2010 bgpRejectConnBadLocAddr            WA  gen    0        0
L 2011 bgpRemoteEndClosedConn             WA  gen    0        0
L 2012 bgpPeerNotFound                    WA  gen    0        0
L 2013 bgpConnMgrTerminated               WA  gen    0        0
L 2014 bgpTerminated                       WA  gen    0        0
L 2015 bgpNoMemoryPeer                    CR  gen    0        0
L 2016 bgpVariableRangeViolation          WA  gen    0        0
L 2017 bgpCfgViol                          WA  gen    0        0
CFLWD:
 2001 cflowdCreated                        MI  gen    0        0
 2002 cflowdCreateFailure                  MA  gen    0        0
 2003 cflowdDeleted                        MI  gen    0        0
 2004 cflowdStateChanged                   MI  gen    0        0
 2005 cflowdCleared                        MI  gen    0        0
```

2006	cflowdFlowCreateFailure	MI	gen	0	0
2007	cflowdFlowFlushFailure	MI	gen	0	0
2008	cflowdFlowUnsuppProto	MI	sup	0	0
CCAG:					
CHASSIS:					
2001	cardFailure	MA	gen	0	0
2002	cardInserted	MI	gen	4	0
2003	cardRemoved	MI	gen	0	0
2004	cardWrong	MI	gen	0	0
2005	EnvTemperatureTooHigh	MA	gen	0	0
...					
DEBUG:					
L 2001	traceEvent	MI	gen	0	0
DOT1X:					
FILTER:					
2001	filterPBRPacketsDropped	MI	gen	0	0
IGMP:					
2001	vRtrIcmpIfRxQueryVerMismatch	WA	gen	0	0
2002	vRtrIcmpIfCModeRxQueryMismatch	WA	gen	0	0
IGMP_SNOOPING:					
IP:					
L 2001	clearRTMError	MI	gen	0	0
L 2002	ipEtherBroadcast	MI	gen	0	0
L 2003	ipDuplicateAddress	MI	gen	0	0
L 2004	ipArpInfoOverwritten	MI	gen	0	0
L 2005	fibAddFailed	MA	gen	0	0
L 2006	qosNetworkPolicyMallocFailed	MA	gen	0	0
L 2007	ipArpBadInterface	MI	gen	0	0
L 2008	ipArpDuplicateIpAddress	MI	gen	0	0
L 2009	ipArpDuplicateMacAddress	MI	gen	0	0
ISIS:					
2001	vRtrIsisDatabaseOverload	WA	gen	0	0
2002	vRtrIsisManualAddressDrops	WA	gen	0	0
2003	vRtrIsisCorruptedLSPDetected	WA	gen	0	0
2004	vRtrIsisMaxSeqExceedAttempt	WA	gen	0	0
2005	vRtrIsisIDLenMismatch	WA	gen	0	0
2006	vRtrIsisMaxAreaAdrrsMismatch	WA	gen	0	0
....					
USER:					
L 2001	cli_user_login	MI	gen	2	0
L 2002	cli_user_logout	MI	gen	1	0
L 2003	cli_user_login_failed	MI	gen	0	0
L 2004	cli_user_login_max_attempts	MI	gen	0	0
L 2005	ftp_user_login	MI	gen	0	0
L 2006	ftp_user_logout	MI	gen	0	0
L 2007	ftp_user_login_failed	MI	gen	0	0
L 2008	ftp_user_login_max_attempts	MI	gen	0	0
L 2009	cli_user_io	MI	sup	0	48
L 2010	snmp_user_set	MI	sup	0	0
L 2011	cli_config_io	MI	gen	4357	0
VRRP:					
2001	vrrpTrapNewMaster	MI	gen	0	0
2002	vrrpTrapAuthFailure	MI	gen	0	0
2003	tmnxVrrpIPListMismatch	MI	gen	0	0
2004	tmnxVrrpIPListMismatchClear	MI	gen	0	0
2005	tmnxVrrpMultipleOwners	MI	gen	0	0
2006	tmnxVrrpBecameBackup	MI	gen	0	0
L 2007	vrrpPacketDiscarded	MI	gen	0	0
VRTR:					
2001	tmnxVRtrMidRouteTCA	MI	gen	0	0
2002	tmnxVRtrHighRouteTCA	MI	gen	0	0
2003	tmnxVRtrHighRouteCleared	MI	gen	0	0
2004	tmnxVRtrIllegalLabelTCA	MA	gen	0	0

2005	tmnxVRtrMcastMidRouteTCA	MI	gen	0	0
2006	tmnxVRtrMcastMaxRoutesTCA	MI	gen	0	0
2007	tmnxVRtrMcastMaxRoutesCleared	MI	gen	0	0
2008	tmnxVRtrMaxArpEntriesTCA	MA	gen	0	0
2009	tmnxVRtrMaxArpEntriesCleared	MI	gen	0	0
2011	tmnxVRtrMaxRoutes	MI	gen	0	0

=====
 A:ALA-1#

A:ALA-1# show log event-control ospf

=====
 Log Events

Application						
ID#	Event Name	P	g/s	Logged	Dropped	
2001	ospfVirtIfStateChange	WA	gen	0	0	
2002	ospfNbrStateChange	WA	gen	1	0	
2003	ospfVirtNbrStateChange	WA	gen	0	0	
2004	ospfIfConfigError	WA	gen	0	0	
2005	ospfVirtIfConfigError	WA	gen	0	0	
2006	ospfIfAuthFailure	WA	gen	0	0	
2007	ospfVirtIfAuthFailure	WA	gen	0	0	
2008	ospfIfRxBadPacket	WA	gen	0	0	
2009	ospfVirtIfRxBadPacket	WA	gen	0	0	
2010	ospfTxRetransmit	WA	sup	0	0	
2011	ospfVirtIfTxRetransmit	WA	sup	0	0	
2012	ospfOriginateLsa	WA	sup	0	404	
2013	ospfMaxAgeLsa	WA	gen	3	0	
2014	ospfLsdbOverflow	WA	gen	0	0	
2015	ospfLsdbApproachingOverflow	WA	gen	0	0	
2016	ospfIfStateChange	WA	gen	2	0	
2017	ospfNssaTranslatorStatusChange	WA	gen	0	0	
2018	vRtrOspfSpfRunsStopped	WA	gen	0	0	
2019	vRtrOspfSpfRunsRestarted	WA	gen	0	0	
2020	vRtrOspfOverloadEntered	WA	gen	1	0	
2021	vRtrOspfOverloadExited	WA	gen	0	0	
2022	ospfRestartStatusChange	WA	gen	0	0	
2023	ospfNbrRestartHelperStatusChange	WA	gen	0	0	
2024	ospfVirtNbrRestartHelperStsChg	WA	gen	0	0	

=====
 A:ALA-1#

A:ALA-1# show log event-control ospf ospfVirtIfStateChange

=====
 Log Events

Application						
ID#	Event Name	P	g/s	Logged	Dropped	
2001	ospfVirtIfStateChange	WA	gen	0	0	

=====
 A:ALA-1#

A:dut-c# show log event-control "BGP" tBgpMaxNgPfxLmtThresholdReached detail

=====
 Log event "tBgpMaxNgPfxLmtThresholdReached"

=====
 Severity : major
 Generated : true
 Count : 0
 Drop count : 1

```

Throttle                : false
Specific throttle      : false
Specific throttle limit : 0
Specific throttle interval (s) : 0
Specific throttle by default : false
Specific throttle limit default : 0
Specific throttle interval default(s) : 0
Repeat                  : false
  
```

```

A:node-2# show log event-control "mgmt_core"
=====
Log Events
=====
Application
ID#   Event Name                P  g/s   Logged   Dropped
-----
L 2001 mdConfigChange          MI sup     0       197
L 2002 mdOcConfigChange        MI sup     0         0
L 2003 mdBofConfigChange       MI sup     0         23
L 2004 mdDebugConfigChange     MI sup     0         0
=====
  
```

Table 134: Event-Control Output Field Descriptions

Label	Description
Application	The application name.
ID#	The event ID number within the application. L ID# An "L" in front of an ID represents event types that do not generate an associated SNMP notification. Most events do generate a notification, only the exceptions are marked with a preceding "L".
Event Name	The event name.
P	CL — The event has a cleared severity or priority. CR — The event has critical severity or priority. IN — The event has indeterminate severity or priority. MA — The event has major severity or priority. MI — The event has minor severity or priority. WA — The event has warning severity or priority.
g/s	gen — The event will be generated or logged by event control. sup — The event will be suppressed or dropped by event control. thr — Specifies that throttling is enabled.
Logged	The number of events logged or generated.
Dropped	The number of events dropped/suppressed.

Label	Description
Severity	The severity level of the event (cleared, indeterminate, critical, major, minor, or warning).
Generated	Indicates whether the log event is enabled (true) or suppressed (false).
Count	The number of events logged or generated.
Drop count	The number of events dropped/suppressed.
Throttle	Indicates whether the event is subject to global throttling (true or false).
Specific throttle	Indicates whether the event is subject to specific per event throttling (true or false).
Specific throttle limit	The configured number of events per interval for specific throttling.
Specific throttle interval (s)	The configured interval over which the specific throttling limit is applied.
Specific throttle by default	Indicates whether the specific throttling is enabled or not when it has not been explicitly configured.
Specific throttle limit default	The default number of events per-interval for specific throttling of this event.
Specific throttle interval default (s)	The default interval over which the specific default throttling limit is applied.
Repeat	Specifies that the log event should be repeated every minute until the underlying condition is cleared.

9.50 event-handling

event-handling

Syntax

event-handling

Context

[Tree] (show>log event-handling)

Full Context

show log event-handling

Description

Commands in this context display Event Handling System (EHS) information.

Platforms

All

event-handling

Syntax

event-handling

Context

[\[Tree\]](#) (clear>log event-handling)

Full Context

clear log event-handling

Description

Commands in this context clear Event Handling System (EHS) information.

Platforms

All

9.51 event-log

event-log

Syntax

event-log *event-log-name* syslog

Context

[\[Tree\]](#) (show>app-assure>group event-log)

Full Context

show application-assurance group event-log

Description

This command displays event log information.

Parameters

event-log-name

Specifies the event log name, up to 32 characters.

syslog

Specifies to display syslog information.

Platforms

7450 ESS, 7750 SR, 7750 SR-e, 7750 SR-s, VSR

Output

The following is a sample output displaying event log information:

Sample Output

```
*A:Dut-B# show application-assurance group 1:1 event-log "sampleLog" syslog
=====
Application Assurance Group 1:1 Event Log "sampleLog" Syslog
=====
Event-log admin status : down
Description             : (Not Specified)
Address                 : (Not Specified)
Port                   : 514
VLAN ID                : (Not Specified)
Facility                : local7
Severity               : info
-----
ISA                      Events Sent          Events Failed
-----
1/2                      0                    0
2/1                      0                    0
2/2                      0                    0
=====
*A:Dut-B#
```

event-log

Syntax

event-log *log-event url file-url*

event-log *log-event isa mda-id [url file-url]*

Context

[\[Tree\]](#) (tools>dump>app-assure>group event-log)

Full Context

tools dump application-assurance group event-log

Description

This command displays application-assurance event-log information.

Platforms

7450 ESS, 7750 SR, 7750 SR-e, 7750 SR-s, VSR

event-log

Syntax

event-log *event-log-name*

Context

[\[Tree\]](#) (clear>app-assure>group event-log)

Full Context

clear application-assurance group event-log

Description

This command clears the application assurance event log.

Parameters

event-log-name

Specifies the event log name, up to 32 characters.

Platforms

7450 ESS, 7750 SR, 7750 SR-e, 7750 SR-s, VSR

9.52 event-logs

event-logs

Syntax

event-logs [**failure** | **degrade**] [**active** | **cleared**]

Context

[\[Tree\]](#) (show>port>ethernet>efm-oam event-logs)

Full Context

show port ethernet efm-oam event-logs

Description

This command displays all event logs.

Parameters

failure | degrade

Only show logs with the specified severity.

active | cleared

Only show logs with the specified state.

Platforms

All

9.53 event-parameters

event-parameters

Syntax

event-parameters [*application-id* [*event-name* | *event-number*]]

Context

[\[Tree\]](#) (show>log event-parameters)

Full Context

show log event-parameters

Description

This command displays an event's (or all events) common parameters and specific parameters. This allows a user to know what parameters can be passed from a triggering event to the triggered EHS script.

There is a common event parameter for all log events called 'timestamp' that contains the same information as 'gentime', but in a different format and unit. The 'timestamp' parameter is only available to python3 applications.

Parameters

application-id

Displays event parameters for the specified application.

Default All applications.

The following are some sample applications:

Values application_assurance, aps, atm, bfd, bgp, calltrace, ccag, cflowd, chassis, cpmhwfilter, cpmhwqueue, debug, dhcp, dhcps, diameter, dot1x, dynsvc, efm_oam, elmi, ering, eth_cfm, etun, filter, fpe, gsmp, gmpls, gtungrp, icl, igh, igmp, igmp_snooping, ip, ipfix, ipsec, ipsec_cpm, isis, l2tp, lag, ldap, ldp, li, lldp, lmp, logger, mcac, mcpath, mc_redundancy, mirror, mld, mld_snooping, mpls, mpls_tp, mrp, msdp, nat, ntp, oam, open_flow, ospf, pcep, pim, pim_snooping, port, ppp,

pppoe, ptp, pxc, python, qos, radius, rip, rip_ng, route_next_hop,
 route_policy, rpki, rsvp, security, sflow, snmp, stp, subscr_mgmt,
 sub_host_trk, svcmgr, system, tip, tls, user, user_db, video, vrrp, vrtr,
 wlan_gw, wpp

event-name

Displays event parameters for the named application event up to 32 characters in length.

Default All events for the application.

event-number

Displays event parameters for the specified application event number.

Default All events for the application.

Values 0 — 4294967295

Platforms

All

Output

The following is an example of log event parameter information.

Sample output

```
# show log event-parameters "oam" 2001
=====
Common Event Parameters
  appid
  name
  eventid
  severity
  subject
  gentime
Event Specific Parameters
  tmnx0amPingCtlOwnerIndex
  tmnx0amPingCtlTestIndex
  tmnx0amPingCtlTgtAddrType
  tmnx0amPingCtlTgtAddress
  tmnx0amPingResultsTestRunIndex
  tmnx0amPingResultsOperStatus
  tmnx0amPingResultsMinRtt
  tmnx0amPingResultsMaxRtt
  tmnx0amPingResultsAverageRtt
  tmnx0amPingResultsRttSumOfSquares
  tmnx0amPingResultsRttOFSumSquares
  tmnx0amPingResultsMtuResponseSize
  tmnx0amPingResultsSvcPing
  tmnx0amPingResultsProbeResponses
  tmnx0amPingResultsSentProbes
  tmnx0amPingResultsLastGoodProbe
  tmnx0amPingCtlTestMode
  tmnx0amPingHistoryIndex
=====
```

9.54 events

events

Syntax

events [**local** | **remote**]

Context

[\[Tree\]](#) (clear>port>eth>efm-oam events)

Full Context

clear port ethernet efm-oam events

Description

This command clears all link monitoring events on the port.

Parameters

local

Clears the local events only.

remote

Clears the remote events only.

Platforms

All

9.55 evpn

evpn

Syntax

evpn mac-dup-detect *ieee-address*

evpn mac-dup-detect all

Context

[\[Tree\]](#) (clear>service>id evpn)

Full Context

clear service id evpn

Description

This command clears a duplicate MAC and restarts the MAC duplication process. It also clears black-hole MACs.

Parameters

ieee-address

Specifies the MAC address, up to 30 characters.

all

Specifies that the **clear** command applies to all duplicate MACs.

Platforms

All

evpn

Syntax

evpn usage

Context

[\[Tree\]](#) (tools>dump>service evpn)

Full Context

tools dump service evpn

Description

This command displays the consumed EVPN resources in the system. The Vxlan Destinations include static VXLAN destinations as well as Ethernet Segment (ES) Vxlan destinations.

Platforms

All

Output

The following is an example the displayed information.

Sample Output

```
*A:PE-1# tools dump service evpn usage
vxlan-evpn-mpls usage statistics at 04/16/2018 17:56:02:
MPLS-TEP                :          0
VXLAN-TEP                :          3
Total-TEP                :      3/ 16383
Mpls Dests (TEP, Egress Label + ES + ES-BMAC) :          0
Mpls Etree Leaf Dests   :          0
Vxlan Dests (TEP, Egress VNI) :          5
```

```
Total-Dest : 5/196607
Sdp Bind + Evpn Dests : 5/245759
ES L2/L3 PBR : 0/ 32767
Evpn Etree Remote BUM Leaf Labels : 0
```

evpn

Syntax

`evpn evpn-type`

Context

[\[Tree\]](#) (show>router>bgp>routes evpn)

Full Context

show router bgp routes evpn

Description

Commands in this context displays BGP EVPN routes.

Platforms

All

evpn

Syntax

`evpn usage`

Context

[\[Tree\]](#) (tools>dump>service>id evpn)

Full Context

tools dump service id evpn

Description

This command shows the maximum number of EVPN-tunnel interface IP next hops per R-VPLS as well as the current usage for a specified R-VPLS service.

Platforms

All

Output

The following is an example of tools dump EVPN usage information.

Sample Output

```
*A:PE71# tools dump service id 504 evpn usage
Evpn Tunnel Interface IP Next Hop: 1/8189
```

9.56 evpn-mcast-gateway

evpn-mcast-gateway

Syntax

```
evpn-mcast-gateway {all | pim | mvpn}
```

Context

[\[Tree\]](#) (show>service>id evpn-mcast-gateway)

Full Context

```
show service id evpn-mcast-gateway
```

Description

This command displays the EVPN multicast gateway information.

Parameters

all

Displays EVPN mulitcast gateway information for the MVPN-to-EVPN Gateway (MEG) and PIM-to-EVPN Gateway (PEG) cases.

pim

Displays EVPN mulitcast gateway information for the PEG case.

mvpn

Displays EVPN mulitcast gateway information for the MEG case.

Platforms

All

Output

The following output is an example of EVPN multicast gateway information, and [Table 135: Show EVPN Multicast Gateway Information Fields](#) describes the output fields.

Sample Output

```
# show service id 2 evpn-mcast-gateway {all|pim|mvpn}
```

```

=====
Service Evpn Multicast Gateway
=====
Type                : mvpn-pim
Admin State         : Disabled
DR Activation Timer : 3 secs (default)
Mvpn Evpn Gateway DR : Yes
Pim Evpn Gateway DR : No
=====
    
```

The following output is an example of information displayed when the **all** or **mvpn** options are specified.

```

=====
Mvpn Evpn Gateway
=====
DR Activation Timer Remaining : 1 sec
DR                            : Yes
DR Last Change                : 10/30/2019 14:03:30
=====
Candidate list
-----
Orig-Ip                      Time Added
-----
10.20.1.2                    10/30/2019 14:03:30
10.20.1.3                    10/30/2019 14:14:12
-----
Number of entries: 2
-----
    
```

The following output is an example of information displayed when the **all** or **pim** options are specified.

```

=====
Pim Evpn Gateway
=====
DR Activation Timer Remaining : 0 sec
DR                            : No
DR Last Change                : 10/30/2019 14:03:30
=====
Candidate list
-----
Orig-Ip                      Time Added
-----
10.20.1.2                    10/30/2019 14:03:30
10.20.1.3                    10/30/2019 14:14:12
-----
Number of entries: 2
-----
    
```

[Table 135: Show EVPN Multicast Gateway Information Fields](#) describes the EVPN multicast gateway output fields.

Table 135: Show EVPN Multicast Gateway Information Fields

Label	Description
Service Evpn Multicast Gateway	
Type	Displays the EVPN multicast gateway type

Label	Description
Admin State	Displays the administrative state
DR Activation Timer	Displays the DR activation timer value
Mvpn Evpn Gateway	Displays MVPN EVPN gateway designated router type
Pim Evpn Gateway DR	Displays the PIM EVPN gateway designated router type
Mvpn Evpn Gateway/Pim Evpn Gateway	
DR Activation Timer Remaining	Displays the number of seconds remaining for the DR activation timer
DR	Indicates DR status
DR Last Change	Displays the date and time of the last DR change
Candidate list	
Orig-Ip	Displays the originating IP address
Time Added	Displays the date and time of the candidate list entry
Number of entries	Displays the number of entries

9.57 evpn-mpls

evpn-mpls

Syntax

evpn-mpls [*tep-ip-address*]

Context

[Tree] (show>service evpn-mpls)

Full Context

show service evpn-mpls

Description

This command shows the remote EVPN-MPLS tunnel endpoints in the system.

Parameters

tep-ip-address

Specifies the IP address of a tunnel endpoint.

Values a.b.c.d

Platforms

All

Output

Sample Output

```

*A:PE70(4)# show service evpn-mpls
=====
EVPN MPLS Tunnel Endpoints
=====
EvpnMplsTEP Address  EVPN-MPLS Dest      ES Dest      ES BMac Dest
-----
192.0.2.69          3                   1             1
192.0.2.71          2                   0             0
192.0.2.72          3                   1             1
192.0.2.73          2                   1             0
192.0.2.254         1                   0             0
-----
Number of EvpnMpls Tunnel Endpoints: 5
-----

*A:PE70(4)# show service evpn-mpls
<TEP ip-address>
 192.0.2.69  192.0.2.71  192.0.2.72  192.0.2.73  192.0.2.254

*A:PE70(4)# show service evpn-mpls 192.0.2.69
=====
BGP EVPN-MPLS Dest
=====
Service Id      Egr Label
-----
1               262140
1               262141
20000          262138
-----

=====
BGP EVPN-MPLS Ethernet Segment Dest
=====
Service Id      Eth Seg Id      Egr Label
-----
1               01:00:00:00:00:71:00:00:00:01  262141
-----

=====
BGP EVPN-MPLS ES BMac Dest
=====
Service Id      ES BMac      Egr Label
-----
20000          00:00:00:00:71:71  262138
-----
  
```

evpn-mpls

Syntax

```
evpn-mpls
evpn-mpls esi esi
evpn-mpls es-bmac ieee-address
```

Context

[\[Tree\]](#) (show>service>id evpn-mpls)

Full Context

```
show service id evpn-mpls
```

Description

This command displays the existing EVPN-MPLS destinations for a specified service and all related information. The command allows filtering based on **esi** (for EVPN multi-homing) and **es-bmac** (for PBB-EVPN multi-homing) to display the EVPN-MPLS destinations associated to an Ethernet Segment Identifier (ESI).

Parameters

esi

Specifies a 10-byte ESI by which to filter the displayed information. For example, ESI-0 | ESI-MAX or 00-11-22-33-44-55-66-77-88-99 with any of these separators ('-',':',';')

ieee-address

Specifies a 48-bit MAC address for which to display information. The parameter is entered in the form xx:xx:xx:xx:xx:xx or xx-xx-xx-xx-xx-xx, where xx represents a hexadecimal number.

Platforms

All

Output

Sample Output

```
A:PE3# show service id 20000 evpn-mpls es-bmac 00:00:00:00:71:71
=====
BGP EVPN-MPLS ES BMAC Dest
=====
vBmacAddr                Num. Macs                Last Change
-----
00:00:00:00:71:71        1                        07/15/2015 19:44:10
=====
BGP EVPN-MPLS ES BMAC Dest TEP Info
=====
TEP Address                Egr Label                Last Change
```

```

                                Transport
-----
192.0.2.69                262138                07/15/2015 19:44:10
                                ldp
-----
Number of entries : 1
-----
=====
  
```

```

*A:Dut-B> show service id 1001 evpn-mpls

=====
BGP EVPN-MPLS Dest
=====
TEP Address      Egr Label      Num. MACs      Mcast          Last Change
                  Transport:Tnl
-----
3ffe::a14:103    524259         1              bum            10/03/2019 18:11:35
                  sr-
                  policy:917528
-----
Number of entries : 1
-----
=====
  
```

```

*A:PE-2# show service id 2001 evpn-mpls

=====
BGP EVPN-MPLS Dest
=====
TEP Address      Egr Label      Num. MACs      Mcast          Last Change
                  Transport:Tnl
-----
192.0.2.3        524266         0              m              01/14/2020 16:22:27
                  ldp:65538      Yes
192.0.2.3        524267         0              bum            01/14/2020 16:22:27
                  ldp:65538      No
192.0.2.3        524268         1              none           01/14/2020 16:22:27
                  ldp:65538      No
192.0.2.4        524269         0              m              01/14/2020 16:23:58
                  ldp:65543      Yes
-----
Number of entries : 4
-----
=====
BGP EVPN-MPLS Ethernet Segment Dest
=====
Eth SegId              Num. Macs              Last Change
-----
No Matching Entries
=====
BGP EVPN-MPLS ES BMAC Dest
=====
ES BMAC Addr              Last Change
-----
No Matching Entries
=====
  
```

```

*A:PE-1# show service id 2 evpn-mpls esi 00:10:00:00:00:00:00:00:00
=====
  
```

```

BGP EVPN-MPLS Ethernet Segment Dest
=====
Eth SegId                Last Change
-----
00:10:00:00:00:00:00:00  01/03/2002 04:43:25
=====

BGP EVPN-MPLS Dest TEP Info
=====
TEP Address              Egr Label          Last Change
                        Transport:Tnl-Id
-----
10.0.0.48                24007              01/03/2002 04:43:25
                        isis:524734
10.0.0.132               75                 01/03/2002 04:43:25
                        isis:524735
-----
Number of entries : 2
=====

```

The following table describes the EVPN-MPLS output fields.

Table 136: Show EVPN-MPLS Information Fields

Label	Description
vBmacAddr	Displays the vBmac address.
Num. Macs	Displays the number of MACs.
Last Change	Indicates the time of the most recent state changes.
TEP Address	Displays the TEP address.
Egr Label	Displays the egress label.
Transport	Displays the transport type.
Number of entries	Indicates the number of entries.
Eth SegId	Displays the Ethernet Segment ID
Transport:Tnl-Id	Displays the tunnel type and tunnel ID of the EVPN-MPLS entry.
Transport:Tnl	Displays the transport tunnel.
Num. MAC	Displays the number of MACs.
Mcast	Displays the multicast information.
Sup BCast Domain	Displays the Sup BCast Domain.

9.58 evpn-proxy-db

evpn-proxy-db

Syntax

```
evpn-proxy-db [detail]
evpn-proxy-db [group grp-ip-address]
```

Context

[\[Tree\]](#) (show>service>id>mld-snooping evpn-proxy-db)
[\[Tree\]](#) (show>service>id>igmp-snooping evpn-proxy-db)

Full Context

```
show service id mld-snooping evpn-proxy-db
show service id igmp-snooping evpn-proxy-db
```

Description

This command displays the EVPN proxy database that is created when **config>service>vpls> igmp/mld-snooping>evpn-proxy** is enabled in the service. The EVPN proxy database is populated with local reports received on SAP or SDP binds but not with the received SMET routes. The output shows the IGMP and MLD versions of the database entries that are conveyed in the SMET routes advertised for the entries.

Parameters

grp-ip-address

Specifies the group IP address, in dotted decimal notation.

detail

Specifies detailed information for the EVPN proxy database.

Platforms

All

Output

The following is an example of EVPN proxy database information.

Sample Output

```
A:PE-2# show service id 4000 igmp-snooping evpn-proxy-db
=====
IGMP Snooping Evpn-Proxy-reporting DB for service 4000
=====
Group Address      Mode      Up Time      Num Sources  V1  V2  V3
-----
239.0.0.1          exclude  0d 00:53:55  0              V3
239.0.0.2          include  0d 00:53:55  1              V3
-----
```



```
Number of groups: 2
=====
```

[Table 137: EVPN Proxy Field Descriptions](#) describes EVPN proxy output fields.

Table 137: EVPN Proxy Field Descriptions

Field	Description
Group Address	Group IP address
Mode	IGMPv3 or MLDv2 mode
Up Time	Time that the group is added
Num Sources	Number of sources
V1	IGMP/MLD version of the database
V2	IGMP/MLD version of the database
V3	IGMP version of the database

9.59 excessive-sources

excessive-sources

Syntax

excessive-sources [**service-id** *service-id* **sap-id** *sap-id*]

Context

[\[Tree\]](#) (show>system>security>cpu-protection excessive-sources)

Full Context

show system security cpu-protection excessive-sources

Description

This command displays sources exceeding their per-source rate limit.

Parameters

service-id

Displays information for services exceeding their per-source rate limit.

sap-id

Displays information for SAPs exceeding their per-source rate limit.

Platforms

7450 ESS, 7750 SR-7/12/12e, 7750 SR-7s, 7750 SR-14s, 7950 XRS

excessive-sources

Syntax

excessive-sources

Context

[\[Tree\]](#) (clear>cpu-protection excessive-sources)

Full Context

clear cpu-protection excessive-sources

Description

This command clears the records of sources exceeding their per-source rate limit.

Platforms

7450 ESS, 7750 SR-7/12/12e, 7750 SR-7s, 7750 SR-14s, 7950 XRS

9.60 exercise

exercise

Syntax

exercise *aps-id* {**protect** | **working**}

Context

[\[Tree\]](#) (tools>perform>aps exercise)

Full Context

tools perform aps exercise

Description

This command performs an exercise request on the protection or working circuit.

Parameters

aps-id

Specifies the APS ID.

Values	<i>aps-id</i>	<i>aps-group-id</i>
	aps	keyword
	group-id	1 to 128

protect

This command clears a physical port that is acting as the protection circuit for the APS group.

working

This command clears a physical port that is acting as the working circuit for this APS group.

Platforms

7450 ESS, 7750 SR-7/12/12e, 7750 SR-a, 7750 SR-e

9.61 expand-wildcard-path

expand-wildcard-path

Syntax

expand-wildcard-path *path*

Context

[\[Tree\]](#) (tools>dump>system>telemetry expand-wildcard-path)

Full Context

tools dump system telemetry expand-wildcard-path

Description

This command expands XML Paths (XPath) to include multiple wildcards.

Parameters

path

Specifies the XPath that contains the wildcards.

Platforms

All

Output

Sample Output

```
# tools dump system telemetry expand-wildcard-path "/state/card/.../oper-state"
=====
Expanded paths
=====
/state/card[slot-number=]/hardware-data/oper-state
/state/card[slot-number=]/mda[mda-slot=]/hardware-data/oper-state
/state/card[slot-number=]/mda[mda-slot=]/flex[group-index=]/oper-state
=====
```

9.62 explicit-subscriber-map

explicit-subscriber-map

Syntax

explicit-subscriber-map

Context

[\[Tree\]](#) (show>subscr-mgmt explicit-subscriber-map)

Full Context

show subscriber-mgmt explicit-subscriber-map

Description

This command displays explicit subscriber mappings.

Platforms

7450 ESS, 7750 SR, 7750 SR-a, 7750 SR-e, 7750 SR-s, VSR

Output

The following is an example of subscriber management explicit subscriber map information.

Sample Output

```
B:Dut-A>show>subscr-mgmt# explicit-subscriber-map
=====
Explicit Subscriber Map
=====
Key                               Sub profile
                                SLA profile
-----
sub_ident_A_1                     sub_prof80
                                sla_prof80
-----
Number of Explicit Subscriber Mappings : 1
=====
B:Dut-A>show>subscr-mgmt#
```

[Table 138: Explicit Subscriber Map Field Descriptions](#) describes subscriber management explicit subscriber map output fields.

Table 138: Explicit Subscriber Map Field Descriptions

Field	Description
Key	The explicit subscriber mapping
Number of Explicit Subscriber Mappings	The number of configured explicit subscriber mappings

9.63 export

export

Syntax

export

Context

[\[Tree\]](#) (clear>router>isis export)

Full Context

clear router isis export

Description

This command re-evaluates route policies participating in the export mechanism, either as importers or exporters of routes.

Platforms

All

export

Syntax

export

Context

[\[Tree\]](#) (clear>router>ospf export)

[\[Tree\]](#) (clear>router>ospf3 export)

Full Context

```
clear router ospf export  
clear router ospf3 export
```

Description

This command re-evaluates all effective export policies.

Platforms

All

```
export
```

Syntax

```
export
```

Context

[\[Tree\]](#) (clear>router>rip export)

Full Context

```
clear router rip export
```

Description

This command re-evaluates RIP export policies.

Platforms

All

```
export
```

Syntax

```
export
```

Context

[\[Tree\]](#) (clear>router>ripng export)

Full Context

```
clear router ripng export
```

Description

This command re-evaluates RIPng export policies.

Platforms

All

9.64 extranet-interface

extranet-interface

Syntax

extranet-interface

Context

[\[Tree\]](#) (show>router>pim extranet-interface)

Full Context

show router pim extranet-interface

Description

This command displays extranet interface information.

Platforms

All

10 f Commands

10.1 failover

failover

Syntax

failover

Context

[\[Tree\]](#) (tools>perform>router>dhcp>server>pool failover)

[\[Tree\]](#) (tools>perform>router>dhcp6>server failover)

[\[Tree\]](#) (tools>perform>router>dhcp>server failover)

[\[Tree\]](#) (tools>perform>router>dhcp6>server>pool failover)

Full Context

tools perform router dhcp local-dhcp-server pool failover

tools perform router dhcp6 local-dhcp-server failover

tools perform router dhcp local-dhcp-server failover

tools perform router dhcp6 local-dhcp-server pool failover

Description

Commands in this context perform local DHCP or DHCP6 server failover tasks.

Platforms

7450 ESS, 7750 SR, 7750 SR-a, 7750 SR-e, 7750 SR-s, VSR

10.2 failover-pool-stats

failover-pool-stats

Syntax

failover-pool-stats [*pool-name*]

Context

[Tree] (show>router>dhcp6>local-dhcp-server failover-pool-stats)

[Tree] (show>router>dhcp>local-dhcp-server failover-pool-stats)

Full Context

show router dhcp6 local-dhcp-server failover-pool-stats

show router dhcp local-dhcp-server failover-pool-stats

Description

This command displays failover pool statistics.

Parameters

pool-name

Specifies the pool name which is defined in the system.

Platforms

7450 ESS, 7750 SR, 7750 SR-a, 7750 SR-e, 7750 SR-s, VSR

Output

The following output is an example of failover pool stats information

Sample Output

```
*A:cses-V22>show>router>dhcp>server# failover-pool-stats
=====
Failover config for pool      test
=====
Failover Admin State         outOfService
Failover Oper State          shutdown
Failover Persist Key         0xFFFFFFFF
Administrative MCLT          0h10m0s
Operational MCLT             0h10m0s
Startup Wait Time            0h2m0s
Partner Down Delay           23h59m59s
Ignore MCLT                   disabled
Failover statistics for pool  test
-----
Dropped Invalid Packets      0
Failover Shutdown            0
Lease Already Expired        0
Maximum Lease Count Reached  0
Subnet Not Found             0
Range Not Found              0
Host Conflict                 0
Address Conflict             0
Peer Conflict                 0
Persistence Congestion       0
No Lease Hold Time Configured 0
Invalid Prefix Length        0
Lease Not Found              0
-----
Number of pools found        1
=====
```

```
*A:cses-V22>show>router>dhcp>server#

*A:vsim-2# show router 500 dhcp6 local-dhcp-server "d6" failover-pool-stats
=====
Failover config for pool          v6-1
=====
Failover Admin State             inService
Failover Oper State              preNormal
Failover Persist Key             0xFFFFFFFF
Administrative MCLT              0h10m0s
Operational MCLT                 0h10m0s
Startup Wait Time                0h2m0s
Partner Down Delay               23h59m59s
Ignore MCLT                      disabled
Failover statistics for pool     v6-1
-----
Dropped Invalid Packets         0
Failover Shutdown                0
Lease Already Expired            0
Maximum Lease Count Reached     0
Subnet Not Found                 0
Range Not Found                  0
Host Conflict                     0
Address Conflict                 0
Peer Conflict                     0
Persistence Congestion           0
No Lease Hold Time Configured    0
Lease Not Found                  0
-----
Number of pools found           1
=====
```

[Table 139: Failover Pool Statistics Field Descriptions](#) describes failover pool statistics output fields.

Table 139: Failover Pool Statistics Field Descriptions

Field	Description
Failover Admin State	Identifies the failover state of the DHCP server instance inService — The failover admin state is in service outOfService — The failover admin state is out of service
Failover Oper State	The operational state of a DHCP server instance
Failover Persist Key	The maximum amount of time that one server can extend a lease for a client's binding beyond the time known by the partner server
Administrative MCLT	The administrative Maximum Client Lead Time (MCLT)
Operational MCLT	Indicates the operational MCLT
Startup Wait Time	The startup wait time. The startup wait time is the time that one IP address pool attempts to contact the partner IP address pool. During this time, the IP address pool is unresponsive to DHCP client requests.

Field	Description
Partner Down Delay	The minimum safe-time after the beginning of COMMUNICATIONS-INTERRUPTED state. After the expiry of this time, the server enters the PARTNER-DOWN state.
Ignore McLT	The ignore McLT status. If, after the transition COMMUNICATIONS-INTERRUPTED-to-PARTNER-DOWN state, the DHCP server instance ignores the safety period with a duration of Maximum Client Lead Time; a 'true' value has the effect that the DHCP server starts offering IP addresses from the partner's scope immediately after this transition, without waiting for existing leases allocated by the partner and not known by this system to time out. A 'true' value increases the risk that duplicate addresses are offered; if the transition to PARTNER-DOWN state is likely to be caused by a failure of the partner system rather than a communications problem, this risk is reduced.
Failover statistics for pool	The failover statistics for each pool
Dropped Invalid Packets	The number of BNDUPD packets that were dropped because the packet was malformed
Failover Shutdown	The number of BNDUPD packets that were dropped because the failover state if the DHCP server instance is shut down
Lease Already Expired	The number of BNDUPD packets that were dropped because the corresponding lease has expired
Maximum Lease Count Reached	The number of BNDUPD packets that were dropped because the maximum number of leases were reached
Subnet Not Found	The number of BNDUPD packets that were dropped because a valid subnet could not be found for the lease
Range Not Found	The number of BNDUPD packets that were dropped because a valid include range could not be found for the lease
Host Conflict	The number of BNDUPD packets that were dropped because this DHCP server instance has already leased this address to another host
Address Conflict	The number of BNDUPD packets that were dropped because this DHCP server instance has already leased another address to this host
Peer Conflict	The number of BNDUPD packets that were dropped because the failover peer has leased an address within a

Field	Description
	subnet range of which the failover control is set to local on this local DHCP server instance
Persist Congestion	The number of BNDUPD packets that were dropped because of persistence congestion on this DHCP server instance
No Lease Hold Time Configured	The number of BNDUPD packets that were dropped because the lease hold time is zero on this DHCP server instance
Lease Not Found	The number of Binding Database Update (BNDUPD) remove packets were dropped because the corresponding lease could not be found.
Number of pools found	The total number of pools found

failover-pool-stats

Syntax

failover-pool-stats [*pool-name*]

Context

[Tree] (clear>router>dhcp>server failover-pool-stats)

[Tree] (clear>router>dhcp6>server failover-pool-stats)

Full Context

clear router dhcp local-dhcp-server failover-pool-stats

clear router dhcp6 local-dhcp-server failover-pool-stats

Description

This command clears failover pool statistics.

Parameters

pool-name

Clears information about the pool name which is defined in the system.

Platforms

7450 ESS, 7750 SR, 7750 SR-a, 7750 SR-e, 7750 SR-s, VSR

10.3 failover-server-stats

failover-server-stats

Syntax

failover-server-stats

Context

[Tree] (show>router>dhcp>local-dhcp-server failover-server-stats)

[Tree] (show>router>dhcp6>local-dhcp-server failover-server-stats)

Full Context

show router dhcp local-dhcp-server failover-server-stats

show router dhcp6 local-dhcp-server failover-server-stats

Description

This command displays failover server statistics.

Platforms

7450 ESS, 7750 SR, 7750 SR-a, 7750 SR-e, 7750 SR-s, VSR

Output

The following output is an example of failover server stats information.

Sample Output

```
show>router>dhcp# local-dhcp-server "y" failover-server-stats
=====
Failover config for server      y
=====
Failover Admin State          outOfService
Failover Oper State           shutdown
Failover Persist Key          0xFFFFFFFF
Administrative MCLT           0h10m0s
Operational MCLT              0h10m0s
Startup Wait Time             0h2m0s
Partner Down Delay            23h59m59s
Ignore MCLT                   disabled

Failover statistics for server y
-----
Dropped Invalid Packets       0
Failover Shutdown             0
Lease Already Expired         0
Maximum Lease Count Reached   0
Subnet Not Found              0
Range Not Found               0
Host Conflict                  0
Address Conflict              0
Peer Conflict                  0
Persistence Congestion        0
```

```
No Lease Hold Time Configured 0
Invalid Prefix Length          0
Lease Not Found                0
=====
```

```
*A:cses-V26>show>router>dhcp6>server# failover-server-stats
=====
Failover config for server      test1
=====
Failover Admin State           outOfService
Failover Oper State            shutdown
Failover Persist Key           0xFFFFFFFF
Administrative MCLT            0h10m0s
Operational MCLT               0h10m0s
Startup Wait Time              0h2m0s
Partner Down Delay             23h59m59s
  Ignore MCLT                  disabled
Failover statistics for server  test1
-----
Dropped Invalid Packets        0
Failover Shutdown              0
Lease Already Expired          0
Maximum Lease Count Reached    0
Subnet Not Found               0
Range Not Found                0
Host Conflict                   0
Address Conflict                0
Peer Conflict                   0
Persistence Congestion         0
No Lease Hold Time Configured  0
Invalid Prefix Length          0
Lease Not Found                0
=====
*A:cses-V26>show>router>dhcp6>server#
```

Table 140: [Failover Server Statistics Field Descriptions](#) describes failover server stats fields.

Table 140: *Failover Server Statistics Field Descriptions*

Field	Description
Failover Admin State	Identifiers the failover state of the DHCP server instance inService — The failover admin state is in service outOfService — The failover admin state is out of service
Failover Oper State	The operational state of a DHCP server instance
Failover Persist Key	The maximum amount of time that one server can extend a lease for a client's binding beyond the time known by the partner server
Administrative MCLT	The administrative Maximum Client Lead Time (MCLT)
Operational MCLT	Indicates the operational MCLT
Startup Wait Time	The startup wait time. The startup wait time is the time that one IP address pool attempts to contact the partner

Field	Description
	IP address pool. During this time, the IP address pool is unresponsive to DHCP client requests.
Partner Down Delay	The minimum safe-time after the beginning of COMMUNICATIONS-INTERRUPTED state. After the expiry of this time, the server enters the PARTNER-DOWN state.
Ignore McLT	The ignore McLT status. If, after the transition COMMUNICATIONS-INTERRUPTED-to-PARTNER-DOWN state, the DHCP server instance ignores the safety period with a duration of Maximum Client Lead Time; a 'true' value has the effect that the DHCP server starts offering IP addresses from the partner's scope immediately after this transition, without waiting for existing leases allocated by the partner and not known by this system to time out. A 'true' value increases the risk that duplicate addresses are offered; if the transition to PARTNER-DOWN state is likely to be caused by a failure of the partner system rather than a communications problem, this risk is reduced.
Failover statistics for server	The failover statistics for each pool
Dropped Invalid Packets	The number of BNDUPD packets that were dropped because the packet was malformed
Failover Shutdown	The number of BNDUPD packets that were dropped because the failover state if the DHCP server instance is shut down
Lease Already Expired	The number of BNDUPD packets that were dropped because the corresponding lease has expired
Maximum Lease Count Reached	The number of BNDUPD packets that were dropped because the maximum number of leases were reached
Subnet Not Found	The number of BNDUPD packets that were dropped because a valid subnet could not be found for the lease
Range Not Found	The number of BNDUPD packets that were dropped because a valid include range could not be found for the lease.
Host Conflict	The number of BNDUPD packets that were dropped because this DHCP server instance has already leased this address to another host

Field	Description
Address Conflict	The number of BNDUPD packets that were dropped because this DHCP server instance has already leased another address to this host
Peer Conflict	The number of BNDUPD packets that were dropped because the failover peer has leased an address within a subnet range of which the failover control is set to local on this local DHCP server instance
Persist Congestion	The number of BNDUPD packets that were dropped because of persistence congestion on this DHCP server instance
No Lease Hold Time Configured	The number of BNDUPD packets that were dropped because the lease hold time is zero on this DHCP server instance
Lease Not Found	The number of Binding Database Update (BNDUPD) remove packets were dropped because the corresponding lease could not be found.

10.4 failure-recovery

failure-recovery

Syntax

failure-recovery {**start** | **abort** | **clear-hold-down**}

Context

[\[Tree\]](#) (tools>perform>system>switch-fabric failure-recovery)

Full Context

tools perform system switch-fabric failure-recovery

Description

This command controls the automatic switch-fabric failure recovery.

Parameters

start

Forces the initiation of the recovery process.

abort

Terminates a running recovery process.

clear-hold-down

Clears the hold-down condition and allows the recovery to run immediately when the trigger condition occurs.

Platforms

7450 ESS, 7750 SR-7, 7950 XRS-20, 7950 XRS-40

10.5 fate-sharing

fate-sharing

Syntax

fate-sharing

Context

[\[Tree\]](#) (show>service>id>spb fate-sharing)

Full Context

show service id spb fate-sharing

Description

This command displays SPB fate-sharing information on User B-VPLS service, in correspond to associated Control B-VPLS service.

Platforms

All

Output

The following output is an example of service SPB fate sharing information.

Sample Output

```
*A:Dut-A# Node show service id spb fate-sharing
=====
User service fate-shared sap/sdp-bind information
=====
Control   Control Sap/      FID      User      User Sap/
SvcId     SdpBind
-----
500       1/1/20:500        502      502      1/1/20:502
=====
```

10.6 fd-domain-sync

fd-domain-sync

Syntax

```
fd-domain-sync {full | diff}
```

Context

[\[Tree\]](#) (tools>perform>service>vsd fd-domain-sync)

Full Context

```
tools perform service vsd fd-domain-sync
```

Description

This command instructs the system to audit the VSD and retrieve either the "DIFF" list or the "FULL" list of domains in the VSD.

Parameters

full

Retrieves the full VSD domain list.

diff

Retrieves the diff VSD domain list.

Platforms

All

10.7 fdb

fdb

Syntax

```
fdb [sap sap-id [expiry]] | [ sdp sdp-id [expiry]] | [mac ieee-address [expiry]] | endpoint endpoint | [detail] [expiry] [pbb]
```

Context

[\[Tree\]](#) (show>service>id fdb)

Full Context

```
show service id fdb
```

Description

This command displays FDB entries for a specified MAC address.

Parameters

sap-id

Specifies the physical port identifier portion of the SAP

detail

Displays detailed information

expiry

Displays time until MAC is aged out

pbb

Displays PBB related information. This keyword is only applicable to B-VPLS or I-VPLS services. This parameter applies to the 7450 ESS or 7750 SR only.

endpoint-name

Specifies an endpoint name up to 32 characters in length. This parameter applies to the 7450 ESS or 7750 SR only.

Platforms

All

Output

The following is an example of service FDB information.

Sample Output

```
A:ALA-48>show>service>id# fdb mac detail
=====
Service Forwarding Database
=====
ServId    MAC                Source-Identifier   Type/Age  Last Change
-----
6         00:aa:00:00:00:00  sap:lag-2          L/0       06/27/2006 15:04:31
6         00:aa:00:00:00:01  sap:lag-2          L/0       06/27/2006 15:04:31
6         00:aa:00:00:00:02  sap:lag-2          L/0       06/27/2006 15:04:31
6         00:aa:00:00:00:03  sap:lag-2          L/0       06/27/2006 15:04:31
6         00:aa:00:00:00:04  sap:lag-2          L/0       06/27/2006 15:04:31
10        12:12:12:12:12:12  sap:1/1/1:100     S         06/26/2006 10:03:29
=====
A:ALA-48>show>service>id#

A:PE-1# show service id 1 fdb detail
=====
Forwarding Database, Service 1
=====
ServId    MAC                Source-Identifier   Type      Last Change
-----
1         00:00:00:00:00:01  sap:1/1/1          LP/0     02/24/12 11:40:07
-----
No. of MAC Entries: 1
-----
Legend: L=Learned O=0am P=Protected-MAC
```

```

=====
A:PE-1#
A:PE1# show service id 1 fdb
=====
Forwarding Database, Service 1
=====
Service Id       : 1           Mac Move         : Disabled
Primary Factor   : 3           Secondary Factor : 2
Mac Move Rate    : 2           Mac Move Timeout : 10
Mac Move Retries : 3
Table Size      : 250         Allocated Count  : 4
Total In Use    : 4
Learned Count   : 2           Static Count     : 0
OAM MAC Count   : 0           DHCP MAC Count   : 0
Host MAC Count  : 0           Intf MAC Count   : 0
Spb Count       : 0           Cond MAC Count   : 0
BGP EVPN Count  : 0           EVPN Static Cnt  : 2
EVPN Dup Det Cnt : 0
Remote Age      : 900         Local Age        : 300
High Watermark  : 95%        Low Watermark    : 90%
Mac Learning    : Enabled     Discard Unknown  : Disabled
Mac Aging       : Enabled     Relearn Only     : False
Mac Subnet Len  : 48
Sel Learned FDB : Disabled
=====
A:PE1#
*A:cses-B0102>show>service>id# fdb detail
=====
Forwarding Database, Service 510
=====
ServId  MAC                Source-Identifier      Type      Last Change
-----  -
510     00:00:00:aa:aa:aa  sap:1/1/22:510       CStatic   06/14/13 20:16:19
510     00:00:00:bb:bb:bb  sap:1/1/22:510       CStatic   06/14/13 20:14:49
510     00:00:00:dd:dd:dd  sdp:7:2              Spb       06/14/13 20:03:23
510     d8:da:ff:00:00:00  sap:1/1/22:510       CStatic   06/14/13 21:06:38
510     d8:e0:ff:00:00:00  sdp:7:2              Spb       06/14/13 21:09:29
-----  -
No. of MAC Entries: 5
-----
Legend:  L=Learned O=Oam P=Protected-MAC
=====
A:term17>config>service# show service id 2000 fdb pbb
(BVPLS = 2000, IVPLS = 2100)
=====
Forwarding Database, bVpls Service 2000
=====
MAC                Source-Identifier      iVplsMACs  Type/Age  Last Change
-----  -
00:f4:f4:f4:f4:f4  sdp:100:2000         10         L/0       09/25/2007 15:34:19
=====
A:term17>config>service#
*A:SetupCLI# show service id 2100 fdb pbb
=====
Forwarding Database, iVpls Service 2100
=====
MAC                Source-Identifier      B-Svc      bVpls MAC  Type/Age
-----  -
76:55:ff:00:01:a4  b-sdp:100:2000       2000       00:f4:f4:f4:f4:ff L/0

```

```

76:55:ff:00:01:bb sap:1/1/1:2100      2000      N/A      Static
=====
*A:SetupCLI#

A:term17>config>service# show service id 2100 fdb pbb
=====
Forwarding Database, iVpls Service 2100
=====
MAC                Source-Identifler  B-Svc      bVpls MAC      Type/Age
-----
00:f4:f4:f4:00:00 b-sdp:100:2000    2000      00:f4:f4:f4:f4 L/0
00:f4:f4:f4:00:01 b-sdp:100:2000    2000      00:f4:f4:f4:f4 L/0
00:f4:f4:f4:00:02 b-sdp:100:2000    2000      00:f4:f4:f4:f4 L/0
00:f4:f4:f4:00:03 b-sdp:100:2000    2000      00:f4:f4:f4:f4 L/0
00:f4:f4:f4:00:04 b-sdp:100:2000    2000      00:f4:f4:f4:f4 L/0
00:f4:f4:f4:00:05 b-sdp:100:2000    2000      00:f4:f4:f4:f4 L/0
00:f4:f4:f4:00:06 b-sdp:100:2000    2000      00:f4:f4:f4:f4 L/0
00:f4:f4:f4:00:07 b-sdp:100:2000    2000      00:f4:f4:f4:f4 L/0
00:f4:f4:f4:00:08 b-sdp:100:2000    2000      00:f4:f4:f4:f4 L/0
00:f4:f4:f4:00:09 b-sdp:100:2000    2000      00:f4:f4:f4:f4 L/0
00:f7:f7:f7:00:00 sap:lag-1:2100    2000      N/A            L/0
00:f7:f7:f7:00:01 sap:lag-1:2100    2000      N/A            L/0
00:f7:f7:f7:00:02 sap:lag-1:2100    2000      N/A            L/0
00:f7:f7:f7:00:03 sap:lag-1:2100    2000      N/A            L/0
00:f7:f7:f7:00:04 sap:lag-1:2100    2000      N/A            L/0
00:f7:f7:f7:00:06 sap:lag-1:2100    2000      N/A            L/0
00:f7:f7:f7:00:07 sap:lag-1:2100    2000      N/A            L/0
00:f7:f7:f7:00:08 sap:lag-1:2100    2000      N/A            L/0
00:f7:f7:f7:00:09 sap:lag-1:2100    2000      N/A            L/0
=====
A:term17>config>service#

*A:SetupCLI# show service id 2100 fdb pbb
=====
Forwarding Database, iVpls Service 2100
=====
MAC                Source-Identifler  B-Svc      bVpls MAC      Type/Age
-----
76:55:ff:00:01:a4 b-sdp:100:2000    2000      00:f4:f4:f4:f4 L/0
76:55:ff:00:01:bb sap:1/1/1:2100    2000      N/A            Static
=====
*A:SetupCLI#

```

```

# show service id 1 fdb detail
=====
Forwarding Database, Service 1
=====
ServId  MAC                Source-Identifler  Type      Last Change
-----
1       00:ca:ca:ba:ca:01 eES:              Evpn      06/29/15 23:21:34
        01:00:00:00:00:71:00:00:00:01
1       00:ca:ca:ba:ca:06 eES:              Evpn      06/29/15 23:21:34
        01:74:13:00:74:13:00:00:74:13
1       00:ca:00:00:00:00 sap:1/1/1:2       CStatic   06/29/15 23:20:58
1       00:ca:fe:ca:fe:00 black-hole         EvpnD:P   06/29/15 23:20:00
1       00:ca:fe:ca:fe:69 eMpls:           EvpnS     06/29/15 20:40:13
        192.0.2.69:262133
1       00:ca:fe:ca:fe:70 eMpls:           EvpnS     06/29/15 20:43:29

```

```

1          00:ca:fe:ca:fe:72 192.0.2.70:262132 eMpls: EvpnS 06/29/15 20:47:39
          192.0.2.72:262132
-----
No. of MAC Entries: 7
-----
Legend: L=Learned O=Oam P=Protected-MAC C=Conditional S=Static
=====

*A:PE-1# show service id 200 fdb detail

=====
Forwarding Database, Service 200
=====
ServId    MAC                Source-Identifier  Type    Last Change
          Transport:Tnl-Id  Age
-----
200       00:ca:ca:ba:ca:61 eMpls:            EvpnS:P 02/25/19 21:13:27
          sr-policy:917509 192.0.2.6:524278
200       00:ca:ca:ba:ca:62 eMpls:            EvpnS:P 02/25/19 21:13:27
          sr-policy:917506 192.0.2.6:524278
200       00:ca:fe:ca:fe:01 sap:1/1/c1/1:200  L/30    02/25/19 21:13:22
200       00:ca:fe:ca:fe:06 eMpls:            Evpn     02/25/19 21:13:27
          sr-policy:917507 192.0.2.6:524278
-----
No. of MAC Entries: 4
-----
Legend: L=Learned O=Oam P=Protected-MAC C=Conditional S=Static Lf=Leaf
=====
    
```

Table 141: Show FDB Information Fields describes service FDB output fields.

Table 141: Show FDB Information Fields

Label	Description
ServID	Displays the service ID.
MAC	Displays the associated MAC address.
Transport:Tnl-Id	Displays the tunnel type and tunnel ID of the FDB entry.
Source Identifier	Displays the id of the source MAC.
Type/Age	Type — Specifies the number of seconds used to age out TLS FDB entries learned on local SAPs. Age — Specifies the number of seconds used to age out TLS FDB entries learned on an SDP. These entries correspond to MAC addresses learned on remote SAPs. L — Learned - Dynamic entries created by the learning process. OAM — Entries created by the OAM process. H — Host, the entry added by the system for a static configured subscriber host.

Label	Description
	<p>D or DHCP — DHCP-installed MAC. Learned addresses can be temporarily frozen by the DHCP snooping application for the duration of a DHCP lease.</p> <p>P — Indicates the MAC is protected by the MAC protection feature.</p> <p>Static — Statically configured.</p>
Last Change	Indicates the time of the most recent state changes.

fdb

Syntax

```
fdb {all | mac ieee-address | sap sap-id | mesh-sdp sdp-id [: vc-id] | spoke-sdp sdp-id [:vc-id] | vxlan-instance instance [vtep ip-address]}
```

Context

[\[Tree\]](#) (clear>service>id fdb)

Full Context

```
clear service id fdb
```

Description

This command clears the FDB entries for the service.

Parameters

all

Clears all FDB entries.

ieee-address

Clears only FDB entries in the FDB table with the specified 48-bit address. The MAC address can be expressed in the form aa:bb:cc:dd:ee:ff or aa-bbcc-dd-ee-ff where aa, bb, cc, dd, ee and ff are hexadecimal numbers.

sap-id

Clears the physical port identifier portion of the SAP definition.

mesh-sdp

Clears only the service FDB entries associated with the specified mesh SDP ID. For a mesh SDP, the VC ID is optional.

spoke-sdp

Clears only the service FDB entries associated with the specified spoke-SDP ID. For a spoke-SDP, the VC ID must be specified.

sap-id

Specifies the SDP ID for which the associated FDB entries will be cleared.

vc-id

Specifies the virtual circuit ID on the SDP ID for which the associated FDB entries are cleared.

Values sdp-id[:vc-id] sdp-id: 1 to 32767
vc-id: 1 to 4294967295
sdp-id:vc-id sdp-id: 1 to 32767
vc-id: 1 to 4294967295

instance

Clears only the service FDB entries associated with the specified static VXLAN instance.

Values 1, 2

vtep ip-address

Specifies, optionally and along with the VXLAN instance, a specific configured static egress VTEP to clear the FDB entries associated only with the VTEP.

Platforms

All

fdb

Syntax

fdb

Context

[\[Tree\]](#) (show>service>id>spb fdb)

Full Context

show service id spb fdb

Description

This command displays SPB Forwarding database information (FDB).

Platforms

All

Output

The following output is an example of service SPB FDB information.

Sample Output

```
*A:Dut-A# show service id 100001 spb fdb
=====
User service FDB information
=====
```


MacAddr	UCast Source	State	MCast Source	State
00:10:00:01:00:02	1/2/2:1.1	ok	1/2/2:1.1	ok
00:10:00:01:00:03	1/2/3:1.1	ok	1/2/3:1.1	ok
00:10:00:01:00:04	1/2/2:1.1	ok	1/2/2:1.1	ok

 Entries found: 3
 =====

fdb

Syntax

fdb

Context

[\[Tree\]](#) (tools>dump>service>id fdb)

Full Context

tools dump service id fdb

Description

Commands in this context dump selective learned FDB information.

Platforms

All

10.8 fdb-info

fdb-info

Syntax

fdb-info

Context

[\[Tree\]](#) (show>service fdb-info)

Full Context

show service fdb-info

Description

Displays global FDB usage information.

Platforms

All

Output

The following output displays an example of service FDB information.

Sample Output

```
*A:PE1# show service fdb-info
=====
Forwarding Database(FDB) Information
=====
Service Id      : 1                Mac Move       : Disabled
Primary Factor  : 3                Secondary Factor : 2
Mac Move Rate   : 2                Mac Move Timeout : 10
Mac Move Retries : 3
Table Size      : 250              Allocated Count : 3
Total In Use    : 3
Learned Count   : 2                Static Count    : 0
OAM MAC Count   : 0                DHCP MAC Count  : 0
Host MAC Count  : 0                Intf MAC Count  : 0
Spb Count       : 0                Cond MAC Count  : 0
BGP EVPN Count  : 0                EVPN Static Cnt : 2
EVPN Dup Det Cnt : 0
Remote Age      : 900              Local Age       : 300
High Watermark  : 95%             Low Watermark   : 90%
Mac Learning    : Enabled          Discard Unknown : Disabled
Mac Aging       : Enabled          Relearn Only    : False
Mac Subnet Len  : 48
Sel Learned FDB : Disabled
Service Id      : 2                Mac Move       : Disabled
Primary Factor  : 3                Secondary Factor : 2
Mac Move Rate   : 2                Mac Move Timeout : 10
Mac Move Retries : 3
Table Size      : 250              Allocated Count : 2
Total In Use    : 2
Learned Count   : 4                Static Count    : 0
OAM MAC Count   : 0                DHCP MAC Count  : 0
Host MAC Count  : 0                Intf MAC Count  : 0
Spb Count       : 0                Cond MAC Count  : 0
BGP EVPN Count  : 0                EVPN Static Cnt : 0
EVPN Dup Det Cnt : 0
Remote Age      : 900              Local Age       : 300
High Watermark  : 95%             Low Watermark   : 90%
Mac Learning    : Enabled          Discard Unknown : Disabled
Mac Aging       : Enabled          Relearn Only    : False
Mac Subnet Len  : 48
Sel Learned FDB : Disabled
-----
Total Service FDBs : 2
Total FDB Configured Size : 500
Total FDB Entries In Use : 5
PBB MAC Address Indices In Use : 0
-----
=====
*A:PE1#
```

Table 142: Show FDB Information Fields describes show FDB-Info command output.

Table 142: Show FDB Information Fields

Label	Description
ServID	Displays the service ID.
MAC	Displays the associated MAC address.
Mac Move	Displays the administrative state of the MAC movement feature associated with this service.
Primary Factor	Displays a factor for the primary ports defining how many MAC-relearn periods should be used to measure the MAC-relearn rate.
Secondary Factor	Displays a factor for the secondary ports defining how many MAC-relearn periods should be used to measure the MAC-relearn rate.
Mac Move Rate	<p>Displays the maximum rate at which MACs can be re-learned in this service, before the SAP where the moving MAC was last seen is automatically disabled in order to protect the system against undetected loops or duplicate MAs.</p> <p>The rate is computed as the maximum number of re-learns allowed in a 5 second interval: for example, the default rate of 2 re-learns per second corresponds to 10 re-learns in a 5 second period.</p>
Mac Move Timeout	<p>Displays the time in seconds to wait before a SAP that has been disabled after exceeding the maximum re-learn rate is re-enabled.</p> <p>A value of zero indicates that the SAP will not be automatically re-enabled after being disabled. If after the SAP is re-enabled it is disabled again, the effective retry timeout is doubled in order to avoid thrashing.</p>
Mac Move Retries	Displays the number of times retries are performed for re-enabling the SAP/SDP.
Table Size	Specifies the maximum number of learned and static entries allowed in the FDB of this service.
Allocated Count	Displays the total number of allocated entries in the FDB of this service.
Total In Use	Displays the total number of entries in use in the FDB of this service.
Learned Count	Displays the current number of learned entries in the FDB of this service.

Label	Description
Static Count	Displays the current number of static entries in the FDB of this service.
OAM MAC Count	Displays the current number of OAM entries in the FDB of this service.
DHCP MAC Count	Displays the current number of DHCP-learned entries in the FDB of this service.
Host MAC Count	Displays the current number of host-learned entries in the FDB of this service.
Intf MAC Count	Displays the total number of interface MAC entries in the FDB of this service.
SPB Count	Displays the total number of SPB entries in the FDB of this service.
Cond MAC Count	Displays the total number of conditional static MAC entries in the FDB of this service.
BGP EVPN Count	Displays the total number of BGP EVPN entries in the FDB of this service.
EVPN Static Cnt	Displays the total number of BGP EVPN MAC entries with the sticky bit set in the FDB of this service.
EVPN Dup Det Cnt	Displays the total number of times a BGP EVPN duplicate MAC address has been detected in this service.
Remote Age	Displays the number of seconds used to age out FDB entries learned on an SDP. These entries correspond to MAC addresses learned on remote SAPs.
Local Age	Displays the number of seconds used to age out FDB entries learned on local SAPs.
High Watermark	Displays the utilization of the FDB table of this service at which a table full alarm will be raised by the agent.
Low Watermark	Displays the utilization of the FDB table of this service at which a table full alarm will be cleared by the agent.
Mac Learning	Specifies whether the MAC learning process is enabled.
Discard Unknown	Specifies whether frames received with an unknown destination MAC are discarded.
Mac Aging	Indicates whether the MAC aging process is enabled.
Relearn Only	When one of the FDB table size limits (service, line card, system) has been reached, the learning of new MAC addresses

Label	Description
	is temporary disabled and only MAC relearns are allowed. When in this state, the Relearn Only flag is True, otherwise it is False.
Mac Subnet Len	Displays the number of bits to be considered when performing MAC-learning or MAC-switching.
Source-Identifier	The location where the MAC is defined.
Type/Age	Type — Specifies the number of seconds used to age out TLS FDB entries learned on local SAPs. Age — Specifies the number of seconds used to age out TLS FDB entries learned on an SDP. These entries correspond to MAC addresses learned on remote SAPs. L — Learned - Dynamic entries created by the learning process. OAM — Entries created by the OAM process. H — Host, the entry added by the system for a static configured subscriber host. D or DHCP — DHCP-installed MAC. Learned addresses can be temporarily frozen by the DHCP snooping application for the duration of a DHCP lease. P — Indicates the MAC is protected by the MAC protection feature. Static — Statically configured.
Last Change	Indicates the time of the most recent state changes.
Sel Learned FDB	Displays the administrative state of the selective learned FDB feature associated with this service.

10.9 fdb-mac

fdb-mac

Syntax

fdb-mac *ieee-address* [expiry]

Context

[Tree] (show>service fdb-mac)

Full Context

show service fdb-mac

Description

This command displays the FDB entry for a specified MAC address.

Parameters

ieee-address

The 48-bit MAC address for which the FDB entry will be displayed in the form *aa:bb:cc:dd:ee:ff* or *aa-bb-cc-dd-ee-ff* where *aa*, *bb*, *cc*, *dd*, *ee* and *ff* are hexadecimal numbers.

expiry

Shows the time until the MAC is aged out.

Platforms

All

Output

The following output displays an example of FDB MAC information.

Sample Output

```
*A:ian2# show service fdb-mac
=====
Service Forwarding Database
=====
ServId   MAC                Source-Identifier      Type   Last Change
-----
1        00:00:00:00:00:01  sap:1/1/1             LP/0   01/07/2011 20:25:34
1        00:00:00:00:00:02  sap:1/1/2             L/0    01/07/2011 20:26:25
1        00:00:00:00:00:03  sap:1/1/1             A/0    01/07/2011 20:25:34
-----
No. of Entries: 2
-----
Legend: L=Learned; P=MAC is protected; A=Auto learn protected
=====
*A:ian2#
```

The following shows the protected MACs in the FDB.

```
A:term17>config>service>vpls>sap>arp-host# show service id 12 fdb detail
=====
Forwarding Database, Service 12
=====
ServId   MAC                Source-Identifier      Type   Last Change
-----
12       00:00:07:00:00:00  sdp:8:1               LP/0   10/03/11 10:46:00
12       00:00:07:00:00:01  sdp:8:1               LP/0   10/03/11 10:46:00
12       00:00:07:00:00:62  sdp:8:1               LP/0   10/03/11 10:46:01
12       00:00:07:00:00:63  sdp:8:1               LP/0   10/03/11 10:46:01
12       00:11:11:11:11:11  sap:lag-100:12        Static:P 10/03/11 09:42:02
12       00:11:11:11:11:22  sap:lag-1:123         Static   10/03/11 09:42:02
12       00:11:11:11:11:33  sdp:8:1               Static:P 10/03/11 09:42:02
12       00:11:11:11:11:44  sap:2/1/3:13          Static   10/03/11 09:42:02
12       00:11:11:11:11:55  a(8:80)               Static   10/03/11 09:42:02
12       00:11:11:11:11:66  sdp:8:10              Static   10/03/11 09:42:02
12       00:11:11:11:11:77  sap:2/1/3:15          Static   10/03/11 09:42:02
```

```

12      00:11:11:11:11:88 sap:2/1/3:14      Static  10/03/11 09:42:02
12      76:1e:ff:00:00:b2 cpm              Host    10/03/11 09:42:02
-----
No. of MAC Entries: 109
    
```

The following example shows whether restrict-protected-src is enabled on an SDP.

```

*A:PE# show service id 1 sdp 1:1 detail
=====
Service Destination Point (Sdp Id : 1:1) Details
=====
-----
Sdp Id 1:1  -(1.1.1.2)
-----
...
RestMacProtSrc Act : SDP-oper-down
    
```

[Table 143: Show FDB-MAC Command Output Fields](#) describes the show FDB-MAC command output fields.

Table 143: Show FDB-MAC Command Output Fields

Label	Description
Service ID	The service ID number.
MAC	The specified MAC address.
Source-Identifier	The location where the MAC is defined.
Type/Age	Static — FDB entries created by management.
	Learned — Dynamic entries created by the learning process.
	OAM — Entries created by the OAM process.
	H — Host, the entry added by the system for a static configured subscriber host.
	D or DHCP — DHCP-installed MAC. Learned addresses can be temporarily frozen by the DHCP snooping application for the duration of a DHCP lease.
	P — Indicates the MAC is protected by the MAC protection feature.

10.10 fdb-usage

fdb-usage

Syntax

fdb-usage [*card slot-id*]

Context

[\[Tree\]](#) (show>service>system fdb-usage)

Full Context

show service system fdb-usage

Description

This command displays the FDB usage, excluding the pending updates (which can be seen using the tools dump service id *id* fdb {card-status | mac-status} command) for the system and all line cards.

Parameters

slot-id

Displays the information for the line card in the specified slot IDs, expressed as an integer.

Values 1 to 20

Platforms

All

Output

The following output is an example of FDB usage information.

Sample Output

```
*A:PE1# show service system fdb-usage
=====
FDB Usage
=====
System
-----
Limit:      511999
Allocated:  8
Free:       511991
Global:     2
-----
Line Cards
-----
Card        Selective    Allocated    Limit        Free
-----
1           0            2            511999       511997
2           4            6            511999       511993
5           2            4            511999       511995
-----
=====
*A:PE1#
*A:PE1# show service system fdb-usage card 1
=====
```



```
FDB Usage
=====
Card          Selective      Allocated      Limit          Free
-----
1             0              2              511999        511997
=====
*A:PE1#
```

10.11 fec

fec

Syntax

fec vc-type *vc-type* **agi** *agi*

fec p2mp-id *identifier* **root** *ip-address*

fec prefix *ip-address[/mask]*

fec root *ip-address* **source** *ip-address* **group** *mcast-address* [**rd** *rd*]

fec root *ip-address* **source** *ip-address* **group** *mcast-address* **inner-root** *ip-address*

fec vc-type *vc-type* **vc-id** *vc-id*

fec vc-type *vc-type* **agi** *agi* **saii-type2** *global-id:prefix:ac-id* **taii-type2** *global-id:prefix:ac-id*

Context

[\[Tree\]](#) (tools>dump>router>ldp fec)

Full Context

tools dump router ldp fec

Description

This command dumps information for an LDP FEC.

Parameters

p2mp-id *identifier*

Dumps LDP active P2MP identifier bindings information.

Values 0 to 4294967295

inner-root *ip-address*

Dumps inner root IP address information.

root *ip-address*

Dumps root IP address information.

prefix *ip-address[/mask]*

Dumps LDP active prefix and mask information.

Values ip-address[/mask]:

ipv4-prefix a.b.c.d

ipv4-prefix-
le 0 to 32

ipv6-prefix x:x:x:x:x:x:x (eight 16-bit
pieces)

x:x:x:x:x:d.d.d.d

x: [0 to FFFF] H

d: [0 to 255] D

ipv6-prefix-
le 0 to 128

source ip-address

Dumps source IP address information.

group mcast-address

Dumps the group multicast address bindings.

rd rd

Dumps information for the route distinguisher.

Values ip-addr:comm-val | 2byte-asnumber:ext-comm-val | 4byte-
asnumber:comm-val

vc-type vc-type

Dumps information for the specified VC type.

Values ethernet, vlan, framerelay, atm-all5, atm-cell, hdlc, ppp, cem, atm-vcc,
atm-vpc, ipipe, atm-vcc-1-1, atm-vpc-1-1, atm-aal5-pdu, fr, cep, e1-
satop, t1-satop, e3-satop, t3-satop, cesopsn, tdmoip, cesopsn-cas,
tdmoip-cas, fr-dlci, mirror

vc-id vc-id

Dumps information for the specified VC-ID.

Values 1 to 4294967295

agi agi

Specifies the Attachment Group identifier TLV associated with this service FEC.

Values <ip-addr:comm-val> | <2byte-asnumber:ext-comm-val> | <4byte-
asnumber:comm-val>

ip-addr - a.b.c.d

comm-val - [0 to 65535]

2byte-asnumber - [1 to 65535]

ext-comm-val - [0 to 4294967295]
 4byte-asnumber - [1 to 4294967295]
 null - means all value is 0

saii-type2 global-id:prefix:ac-id

Dumps Source Attachment Individual Identifier (SAII) information.

Values <number>:<number> | <a.b.c.d>:<number>

taii-type2 global-id:prefix:ac-id

Dumps Target Attachment Individual Identifier (TAII)

svc-fec-type

Specifies the FEC type.

Values fec128, fec129

Platforms

All

Output

LDP FEC Output

Sample Output

```
A:Dut-A# tools dump router ldp fec root 10.20.1.3 source 10.0.101.10 group
192.168.1.1 inner-root 10.20.1.6
P2MP: root: 10.20.1.3, T: 7, L: 21 (InnerRoot: 10.20.1.6 T: 3, L:8, Src:
10.0.101.10, Grp: 192.168.1.1)
Create Time : 01/27/16 16:39:04.097 (elapsed: 0d 03:20:24)
Last Mod. Time: 01/27/16 16:39:04.097 (elapsed: 0d 03:20:24)
FEC Flags : Pop UprStitched
TunlIfId: 73728 (OperState : up)
LSP ID : 0
LSP ID Acct. : 0
isIngressMttm : No HasLeaf : Yes
isIngrItermdte: No
CanProgIngress: No
InPhopFrr : No
isStitchedUpr : Yes
RslvdPhop(p) : 10.20.1.2:0 (seqNum 2)
RslvdPhop(b) : 0.0.0.0:0 (seqNum 0)
pri Upstream : 10.20.1.2:0, AdvLabel 262139
mbb Upstream : None
bkp Upstream : None
AdvInLabel(p) : 262139
AdvInLabel(b) : 0
PrgInLabel(p) : 1
Num Resolved Nhops : 1
Num MBB Req. Nhops : 0
Num Programmed Nhops : 1
Programmed Nhop[01] : 0.0.0.0:0, OutLabel 0 (Leaf)(StitchedFec)
Metric : 0 Mtu : 0
Num of Peers : 1
FEC Peer: 10.20.1.2:0
Peer Flags: none (0x0)
ModTime : 01/27/16 16:39:04.097 (elapsed.: 0d 03:20:24)
```

```
->Num Egress Labels:
None
<-Num Ingress Labels:
<- (Label: 262139    Status: UsePop)
Rej Status: OK
Flow Label Tx: no, Rx: no
Flow Label Tx Sent: no, Rx Sent: no
<Resolved as CUR Upstream>
```

Sample Output

```
tools dump router ldp fec prefix 10.20.1.1/32
Prefix: 10.20.1.1/32
Create Time   : 06/08/20 13:06:49.980 (elapsed: 0d 00:13:42)
Last Mod. Time: 06/08/20 13:19:51.740 (elapsed: 0d 00:00:40)
FEC Flags     : Push Swap Ttm PropTtlLcl PropTtlTra Frr
FEC typedFlags: NeedTtm
default label : 524283
LSP ID        : 65537
LSP ID Acct.  : 13
IsResolved    : Yes IsLocal: No IsLocalMHSec: No RsvldAsNLStitch: No
               isStatic: No isMate: No
               IsOverTunnel/Direct/Shortcut/CBF: No/No/No/none
               inFrr: No
inLabel       : 524283 metric: 100 bkp-metric: 200 mtu: 1556
Route         : IPv4: 10.20.1.1/32 owner: ISIS(12)
               : R-LFA PQ RtrId: 10.20.1.4 nhop: 1.0.35.5 ifIdx: 3 metric: 200
Resolution    :
  [01]: Next Hop: 1.0.35.5   Interface: 3 Inner Label: 524283 (Bkp)
        owner   : 10.20.1.5:0 egress label: 524281
  [02]: Next Hop: 1.0.13.1   Interface: 2 Inner Label: 0
        owner   : 10.20.1.1:0 egress label: 524287
```

Table 144: LDP FEC Output Fields describes the LDP FEC parameters output fields.

Table 144: LDP FEC Output Fields

Label	Description
LSP ID	Specifies the LSP identifier.
Metric	Specifies the metric type of the LSP.
inLabel	Specifies the incoming MPLS label on which to match.
egress Label	Specifies the egress label associated with this next-hop entry.

10.12 fec-egress-stats

fec-egress-stats

Syntax

fec-egress-stats [*ip-prefix/mask*]

fec-egress-stats [active] [family]

Context

[Tree] (show>router>ldp fec-egress-stats)

Full Context

show router ldp fec-egress-stats

Description

This command displays LDP prefix FECs egress statistics.

Parameters

ip-prefix

Specify information for the specified IP prefix. Host bits must be 0.

mask

Specifies the address mask used to indicate the bits of an IP address that are being used for the subnet address.

Values IPv4: 0 to 32
 IPv6: 0 to 128

family

Displays either IPv4 or IPv6 LDP session information.

Platforms

All

Output

The following is an example of LDP FEC egress statistics information.

Sample Output

```
*A:Dut-C>config>router>ldp# show router ldp fec-egress-stats 3ffe::a14:101/128
=====
LDP IPv6 FEC Egress Statistics
=====
-----
FEC Prefix/Mask      : 3ffe::a14:101/128
-----
Collect Stats       : Enabled           Accounting Plcy.    : Default
Admin State         : Up
FC BE
InProf Pkts         : 0                 OutProf Pkts       : 0
InProf Octets       : 0                 OutProf Octets     : 0
FC L2
InProf Pkts         : 0                 OutProf Pkts       : 0
InProf Octets       : 0                 OutProf Octets     : 0
FC AF
InProf Pkts         : 0                 OutProf Pkts       : 0
InProf Octets       : 0                 OutProf Octets     : 0
FC L1
InProf Pkts         : 0                 OutProf Pkts       : 0
```

```

InProf Octets      : 0                OutProf Octets    : 0
FC H2
InProf Pkts       : 0                OutProf Pkts      : 0
InProf Octets     : 0                OutProf Octets    : 0
FC EF
InProf Pkts       : 0                OutProf Pkts      : 0
InProf Octets     : 0                OutProf Octets    : 0
FC H1
InProf Pkts       : 0                OutProf Pkts      : 0
InProf Octets     : 0                OutProf Octets    : 0
FC NC
InProf Pkts       : 0                OutProf Pkts      : 0
InProf Octets     : 0                OutProf Octets    : 0

Aggregate Packets  : 0
Aggregate Octets   : 0
=====
LDP IPv6 FEC Egress Statistics: 1
=====
*A:Dut-C>config>router>ldp#

*A:Dut-C>config>router>ldp# show router ldp fec-egress-stats active
=====
LDP IPv4 FEC Egress Statistics
=====
No Matching Entries Found
=====
LDP IPv6 FEC Egress Statistics
-----
FEC Prefix/Mask    : 3ffe::a14:101/128
-----
Collect Stats      : Enabled          Accounting Plcy.   : Default
Admin State        : Up
FC BE
InProf Pkts       : 0                OutProf Pkts      : 0
InProf Octets     : 0                OutProf Octets    : 0
FC L2
InProf Pkts       : 0                OutProf Pkts      : 0
InProf Octets     : 0                OutProf Octets    : 0
FC AF
InProf Pkts       : 0                OutProf Pkts      : 0
InProf Octets     : 0                OutProf Octets    : 0
FC L1
InProf Pkts       : 0                OutProf Pkts      : 0
InProf Octets     : 0                OutProf Octets    : 0
FC H2
InProf Pkts       : 0                OutProf Pkts      : 0
InProf Octets     : 0                OutProf Octets    : 0
FC EF
InProf Pkts       : 0                OutProf Pkts      : 0
InProf Octets     : 0                OutProf Octets    : 0
FC H1
InProf Pkts       : 0                OutProf Pkts      : 0
InProf Octets     : 0                OutProf Octets    : 0
FC NC
InProf Pkts       : 0                OutProf Pkts      : 0
InProf Octets     : 0                OutProf Octets    : 0
=====
LDP IPv6 FEC Egress Statistics: 1
=====

```

```
*A:Dut-C>config>router>ldp# show router ldp fec-egress-stats active ipv6
=====
LDP IPv6 FEC Egress Statistics
=====
-----
FEC Prefix/Mask      : 3ffe::a14:101/128
-----
Collect Stats       : Enabled           Accounting Plcy.   : Default
Admin State        : Up
FC BE
InProf Pkts        : 0                 OutProf Pkts      : 0
InProf Octets      : 0                 OutProf Octets    : 0
FC L2
InProf Pkts        : 0                 OutProf Pkts      : 0
InProf Octets      : 0                 OutProf Octets    : 0
FC AF
InProf Pkts        : 0                 OutProf Pkts      : 0
InProf Octets      : 0                 OutProf Octets    : 0
FC L1
InProf Pkts        : 0                 OutProf Pkts      : 0
InProf Octets      : 0                 OutProf Octets    : 0
FC H2
InProf Pkts        : 0                 OutProf Pkts      : 0
InProf Octets      : 0                 OutProf Octets    : 0
FC EF
InProf Pkts        : 0                 OutProf Pkts      : 0
InProf Octets      : 0                 OutProf Octets    : 0
FC H1
InProf Pkts        : 0                 OutProf Pkts      : 0
InProf Octets      : 0                 OutProf Octets    : 0
FC NC
InProf Pkts        : 0                 OutProf Pkts      : 0
InProf Octets      : 0                 OutProf Octets    : 0
=====
LDP IPv6 FEC Egress Statistics: 1
=====
*A:Dut-C>config>router>ldp#

*A:Dut-C>config>router>ldp# show router ldp statistics-summary
=====
Statistics Summary
=====
LDP FEC IPv4 Prefix Egress statistics : 0
LDP FEC IPv6 Prefix Egress statistics : 1
=====
*A:Dut-C>config>router>ldp#
```

fec-egress-stats

Syntax

fec-egress-stats *ip-prefix/mask* [**interval** *seconds*] [**repeat** *repeat*] [**absolute** | **rate**]

Context

[\[Tree\]](#) (monitor>router>ldp fec-egress-stats)

Full Context

monitor router ldp fec-egress-stats

Description

This command monitors egress statistics for LDP FEC prefixes.

Parameters

ip-prefix/mask

Specifies information for the specified IP prefix and mask length.

Values

ipv4-prefix	a.b.c.d
ipv4-prefix- le	0 to 32
ipv6-prefix	x:x:x:x:x:x:x (eight 16-bit pieces)
	x:x:x:x:x:d.d.d.d
	x: [0 to FFFF] H
	d: [0 to 255] D
ipv6-prefix- le	0 to 128

seconds

Configures the interval for each display in seconds.

Values 3 to 60

Default 10

repeat

Configures how many times the command is repeated.

Values 1 to 999

Default 10

absolute

Displays raw statistics, without processing. No calculations are performed on the delta or rate statistics.

rate

Displays rate-per-second for each statistic instead of the delta.

Platforms

All

10.13 fec-originate

fec-originate

Syntax

fec-originate [*ip-prefix/mask*] [*operation-type*]

Context

[\[Tree\]](#) (show>router>ldp fec-originate)

Full Context

show router ldp fec-originate

Description

This command displays LDP static prefix FECs.

Parameters

ip-prefix

Specify information for the specified IP prefix. Host bits must be 0.

mask

Specifies the 32-bit address mask used to indicate the bits of an IP address that are being used for the subnet address.

Values 0 to 32

operation-type

Specify the operation type to display.

Values pop, swap

Platforms

All

Output

FEC Originate Output

[Table 145: FEC Originate Output Fields](#) describes the FEC originate parameters output fields.

Table 145: FEC Originate Output Fields

Label	Description
Prefix	Specifies the static prefix FEC.

Label	Description
NHType	Specifies the type of next-hop represented by this row entry: unknown — The next-hop type has not been set. IP Addr — The next-hop is an IP address. pop — There is no next-hop (pop the label and route).
NextHop	The IP address of the next-hop.
NHIfName	The name of the next-hop.
IngLabel	Specifies the label that is advertised to the upstream peer. If this variable is set to the default value of 4294967295, the ingress label will be dynamically assigned by the label manager.
EgrLabel	Specifies the egress label associated with this next-hop entry. The LSR will swap the incoming label with the configured egress label. If this egress label has a value of 4294967295, the LSR will pop the incoming label.
OprInLbl OperIngLabel	Specifies the actual or operational value of the label that was advertised to the upstream peer.

Sample Output

```
*A:SRU4>config>router>ldp# show router ldp fec-originate
=====
LDP Static Prefix FECs
=====
Prefix           NHType  NextHop      IngLabel  EgrLabel  OperIngLabel
-----
10.1.0.0/16      Pop     n/a          --        --         0
10.1.0.1/32      Pop     n/a          --        --         0
10.1.0.2/32      Pop     n/a          --        --         0
10.1.0.3/32      Pop     n/a          --        --         0
10.1.0.4/32      Pop     n/a          --        --         0
10.1.0.5/32      Pop     n/a          --        --         0
10.1.0.6/32      Pop     n/a          --        --         0
10.1.0.7/32      Pop     n/a          --        --         0
10.1.0.8/32      Pop     n/a          --        --         0
10.1.0.9/32      Pop     n/a          --        --         0
...
10.251.0.0/16    Pop     n/a          --        --         0
10.252.0.0/16    Pop     n/a          --        --         0
10.253.0.0/16    Pop     n/a          --        --         0
10.254.0.0/16    Pop     n/a          --        --         0
-----
No. of FECs: 508
=====
*A:SRU4>config>router>ldp#

*A:Dut-C>config>router>ldp# show router ldp fec-originate 3ffe::0b0b:0101/128
=====
LDP IPv6 Static Prefix FECs
=====
Prefix           NHType  IngLbl  EgrLbl  OprInLbl
NextHop
-----
```

```

NHIfName
-----
3ffe::b0b:101/128          Pop      --      --      0
n/a
--
-----
No. of IPv6 Static Prefix FECs: 1
=====
*A:Dut-C>config>router>ldp#

*A:Dut-C>config>router>ldp# show router ldp fec-originate 3ffe::0b0b:0101/128 pop
=====
LDP IPv6 Static Prefix FECs
=====
Prefix                    NHType  IngLbl  EgrLbl  OprInLbl
NextHop
NHIfName
-----
3ffe::b0b:101/128          Pop      --      --      0
n/a
--
-----
No. of IPv6 Static Prefix FECs: 1
=====
*A:Dut-C>config>router>ldp#

*A:Dut-C>config>router>ldp# show router ldp fec-originate pop
=====
LDP IPv4 Static Prefix FECs
=====
Prefix                    NHType  NextHop  IngLbl  EgrLbl  OprInLbl
NHIfName
-----
No Matching Entries Found
=====
LDP IPv6 Static Prefix FECs
=====
Prefix                    NHType  IngLbl  EgrLbl  OprInLbl
NextHop
NHIfName
-----
3ffe::b0b:101/128          Pop      --      --      0
n/a
--
-----
No. of IPv6 Static Prefix FECs: 1
=====
*A:Dut-C>config>router>ldp# show router ldp fec-originate pop ipv6
=====
LDP IPv6 Static Prefix FECs
=====
Prefix                    NHType  IngLbl  EgrLbl  OprInLbl
NextHop
NHIfName
-----
3ffe::b0b:101/128          Pop      --      --      0
n/a
--
-----
No. of IPv6 Static Prefix FECs: 1
=====
*A:Dut-C>config>router>ldp# show router ldp fec-originate pop ipv4
=====

```

```

LDP IPv4 Static Prefix FECs
=====
Prefix          NHType  NextHop          IngLbl  EgrLbl  OprInLbl
NHIfName
-----
No Matching Entries Found
=====
*A:Dut-C>config>router>ldp#
    
```

10.14 fetch-ahs-log

fetch-ahs-log

Syntax

fetch-ahs-log *period days file-url file-url*

Context

[\[Tree\]](#) (tools>perform>esa fetch-ahs-log)

Full Context

tools perform esa fetch-ahs-log

Description

This command retrieves the ESA instance AHS log for a specified number of past days and copies it to a local or remote destination.



Note: To retrieve an AHS log that includes all AHS log events saved on the ESA, configure the **period** keyword to use a value of *all*. This is helpful when trying to retrieve a record of AHS log events occurring over 31 days ago.

Parameters

period *days*

Specifies the number of past days for which AHS log events are retrieved.

Values 1 to 31, all

file-url *file-url*

Specifies a local or remote destination for the AHS log.

Values

local-url | remote-url

local-url

[cflash-id]/file-path 200 characters maximum, including cflash-id

directory length 99 characters maximum each

<i>remote-url</i>	{ftp tftp}://[login:pswd@]remote-locn/[filepath] 255 characters maximum, <i>filepath</i> 199 characters maximum
<i>remote-locn</i>	{hostname ipv4-address "["ipv6- address"]" }[:port]
<i>ipv4-address</i>	a.b.c.d
<i>ipv6-address</i>	x:x:x:x:x:x:x[-interface] x:x:x:x:x:d.d.d.d[-interface] x - [0 to FFFF]H d - [0 to 255]D interface - 32 characters maximum, for link local addresses
<i>port</i>	[0 to 65535]
<i>cflash-id</i>	cf1: cf1-A: cf1-B: cf2: cf2-A: cf2- B: cf3: cf3-A: cf3-B:

Platforms

7450 ESS, 7750 SR, 7750 SR-e, 7750 SR-s

Output

Use the following command to copy the AHS log to a local destination.

```
tools perform esa 1 fetch-ahs-log period 1 file-url cf3:/test.ahs
```

Sample Output

```
Updating (1 day) AHS Log @09/19/2022 21:28:25 on esa-1 ... DONE @ 09/19/2022
21:30:50 - File Name: /tmp/HPE_CZ21520FD6_20220919.ahs Size: 54104161 bytes

Transferring file /tmp/HPE_CZ21520FD6_20220919.ahs from esa-1 to cf3:/test.ahs ...

100%... DONE @09/19/2022 21:32:21 File Size: 54104161 bytes md5 cksum:
3f761a3a3d9c15b8ce3079ecb2015c3d
```

Use the following command to copy the AHS log to a remote destination.

```
tools perform esa 1 fetch-ahs-log period 1 file-url ftp://exuser:expassword@192.0.2.1/exuser/
Public/esa.ahs
```

Sample Output

```
Updating (1 day) AHS Log @09/19/2022 21:34:45 on esa-1 ... DONE @ 09/19/2022
21:37:10 - File Name: /tmp/HPE_CZ21520FD6_20220919.ahs Size: 54110350 bytes
```

```
Transferring file /tmp/HPE_CZ21520FD6_20220919.ahs from esa-1 to  
ftp://exuser:expassword@192.0.2.1/exuser/Public/esa.ahs ...  
  
100%... DONE @09/19/2022 21:38:37 File Size: 54110350 bytes md5 cksum:  
ddf47e27b40dbd9f87a9348e6bb9b55d
```

10.15 fib

fib

Syntax

fib *slot-number* [*family*] [*ip-prefix/prefix-length* [**longer**]] [**secondary**] [**qos**] [**accounting-class**] [**all**]

fib *slot-number* **extensive** [*ip-prefix/prefix-length*] [*family*] [**all**]

fib *slot-number* [*family*] **summary**

fib *slot-number* **nh-table-usage**

fib **all** **summary**

Context

[\[Tree\]](#) (show>router fib)

Full Context

show router fib

Description

This command displays the active FIB entries for a specific IOM or line card.

Parameters

slot-number

Displays routes only matching the specified chassis slot number.

Values 1 to 20



Note:

The actual range can be less depending on the platform.

family

Displays the router IP interface table.

Values **ipv4** — Displays IPv4 routes installed in the FIB.

ipv6 — Displays IPv6 routes installed in the FIB.

ip-prefix/prefix-length

Displays FIB entries only matching the specified *ip-prefix* and length.

Values		
ipv4-prefix:	a.b.c.d	(host bits must be 0)
ipv4-prefix-length:	0 to 32	
ipv6-prefix:	x:x:x:x:x:x:x	(eight 16-bit pieces)
	x:x:x:x:x:d.d.d.d	
	x:	[0 to FFFF]H
	d:	[0 to 255]D
ipv6-prefix-length:	0 to 128	



Note:

It is possible that a specific platform only supports a subset of the above values.

longer

Displays FIB entries matching the *ip-prefix/mask* and routes with longer masks.

secondary

Displays secondary VRF ID information.

qos

Displays the QoS priority and fc values.

accounting-class

Displays the accounting class information.



Note:

Not all platforms support this parameter.

all

Displays all information.

summary

Displays summary FIB information for the specified slot number.

nh-table-usage

Displays next-hop table usage.

Platforms

All

Output

The following output is an example of FIB information and [Table 146: FIB Fields](#) describes the output fields for the router FIB settings.

Sample Output

```
*A:Dut-C# show router fib 1 10.132.133.134/32
=====
FIB Display
```

```

=====
Prefix                                Protocol
  NextHop
-----
10.132.133.134/32                     OSPF
  10.66.66.66 (loop7)
  Next-hop type: tunneled, Owner: RSVP, Tunnel-ID: <out-ifindex-from-route>
-----
Total Entries : 1
=====
  
```

*A:Dut-C# show router fib 1 10.1.1.1/32

FIB Display

```

=====
Prefix                                Protocol
  NextHop
-----
10.1.1.1/32                           BGP
  10.20.1.1 (Transport:RSVP LSP:1)
-----
Total Entries : 1
=====
  
```

*A:Dut-C# show router fib 1

FIB Display

```

=====
Prefix                                Protocol
  NextHop
-----
10.1.2.0/24                            ISIS
  10.1.3.1 (to_Dut-A)
  10.2.3.2 (to_Dut-B)
10.1.3.0/24                             LOCAL
  10.1.3.0 (to_Dut-A)
10.1.9.0/24                             ISIS
  10.1.3.1 (to_Dut-A)
10.2.3.0/24                             LOCAL
  10.2.3.0 (to_Dut-B)
10.2.9.0/24                             ISIS
  10.2.3.2 (to_Dut-B)
10.12.0.0/24                            LOCAL
  10.12.0.0 (itfToArborCP_02)
10.20.1.1/32                             ISIS
  10.1.3.1 (to_Dut-A)
10.20.1.2/32                             ISIS
  10.2.3.2 (to_Dut-B)
10.20.1.3/32                             LOCAL
  10.20.1.3 (system)
10.12.0.43/32                            STATIC
  vprn1:mda-1-1
10.12.0.44/32                            STATIC
  vprn1:mda-2-1
10.12.0.45/32                            STATIC
  vprn1:mda-2-2
10.12.0.46/32                            STATIC
  vprn1:mda-3-1
10.203.71.202/32                         STATIC
  10.12.0.2 (itfToArborCP_02)
  
```



```
-----
Total Entries : 15
-----
=====
```

```
*A:Dut-C>config>router>mpls>lsp# show router fib 1 10.3.0.1/32 extensive
```

```
=====
FIB Display (Router: Base)
=====
```

```
Dest Prefix      : 10.3.0.1/32
Protocol         : BGP
Indirect Next-Hop : 10.0.0.1
  QoS            : Priority=n/c, FC=n/c
  Source-Class   : 0
  Dest-Class     : 0
  ECMP-Weight    : 1
Resolving Next-Hop : 10.0.0.2 (RSVP tunnel:115)
  ECMP-Weight    : 1
Resolving Next-Hop : 10.0.0.2 (RSVP tunnel:61443)
  ECMP-Weight    : 1
Indirect Next-Hop : 10.0.1.2
  QoS            : Priority=n/c, FC=n/c
  Source-Class   : 0
  Dest-Class     : 0
  ECMP-Weight    : 30
Resolving Next-Hop : 10.0.0.3 (RSVP tunnel:94)
  ECMP-Weight    : 20
Resolving Next-Hop : 10.0.0.3 (RSVP tunnel:61442)
  ECMP-Weight    : 1
```

```
=====
Total Entries : 1
=====
```

```
*A:Dut-C> show router fib 1 10.0.0.2/32 extensive
```

```
=====
FIB Display (Router: Base)
=====
```

```
Dest Prefix      : 10.0.0.2/32
Protocol         : OSPF
Next-Hop        : 10.0.0.3 (RSVP tunnel:94)
  QoS            : Priority=n/c, FC=n/c
  Source-Class   : 0
  Dest-Class     : 0
  ECMP-Weight    : 20
Next-Hop        : 10.0.0.3 (RSVP tunnel:61442)
  QoS            : Priority=n/c, FC=n/c
  Source-Class   : 0
  Dest-Class     : 0
  ECMP-Weight    : 1
```

```
=====
Total Entries : 1
=====
```

```
*A:Dut-C> show router route-table 10.1.0.5/32 extensive
```

```
=====
Route Table (Router: Base)
=====
```

```
Dest Prefix      : 10.1.0.5/32
Protocol         : STATIC
Age              : 00h01m37s
Preference      : 5
```

```

Next-Hop      : 10.0.0.2 (RSVP tunnel:128)
  QoS         : Priority=n/c, FC=n/c
  Source-Class : 0
  Dest-Class   : 0
  Metric       : 1
  ECMP-Weight  : 10
Next-Hop      : 10.0.0.2 (RSVP tunnel:132)
  QoS         : Priority=n/c, FC=n/c
  Source-Class : 0
  Dest-Class   : 0
  Metric       : 1
  ECMP-Weight  : 1
-----
No. of Destinations: 1
=====

*A:Dut-C> show router fib 1 10.1.0.5/32 extensive
=====
FIB Display (Router: Base)
=====
Dest Prefix      : 10.1.0.5/32
  Protocol       : STATIC
  Next-Hop       : 10.0.0.2 (RSVP tunnel:128)
    QoS          : Priority=n/c, FC=n/c
    Source-Class : 0
    Dest-Class   : 0
    ECMP-Weight  : 10
  Next-Hop       : 10.0.0.2 (RSVP tunnel:132)
    QoS          : Priority=n/c, FC=n/c
    Source-Class : 0
    Dest-Class   : 0
    ECMP-Weight  : 1
=====
Total Entries : 1
=====

*A:Dut-B# show router fib 1 10.15.1.0/24
=====
FIB Display
=====
Prefix [Flags]           NextHop           Protocol
-----
10.15.1.0/24             10.20.1.3 (Transport:SR)  BGP
-----
Total Entries : 1
=====

*A:Dut-B# show router fib 1 10.15.1.0/24 extensive
=====
FIB Display (Router: Base)
=====
Dest Prefix      : 10.15.1.0/24
  Protocol       : BGP
  Installed      : Y
  Indirect Next-Hop : 10.20.1.3
    Label        : 262123
    QoS          : Priority=n/c, FC=n/c
    Source-Class : 0
    Dest-Class   : 0
  
```

```

    ECMP-Weight      : 1
    Resolving Next-Hop : 10.20.1.3 (SR tunnel)
    ECMP-Weight      : 1
=====
Total Entries : 1
=====
  
```

```

*A:Dut-C# show router fib 1 3ffe::100:100:100:6/128
=====
FIB Display
=====
Prefix [Flags]                Protocol
NextHop
-----
3ffe::100:100:100:6/128      OSPF3
10.20.1.4 (Transport:RSVP LSP:1)
-----
Total Entries : 1
=====
  
```

```

*A:Dut-C# show router fib 1 3ffe::100:100:100:6/128 extensive
=====
FIB Display (Router: Base)
=====
Dest Prefix      : 3ffe::100:100:100:6/128
Protocol         : OSPF3
Installed        : Y
Next-Hop         : 10.20.1.4 (RSVP tunnel:1)
Label            : 2
QoS              : Priority=n/c, FC=n/c
Source-Class     : 0
Dest-Class       : 0
ECMP-Weight      : 1
=====
Total Entries : 1
=====
  
```

```

*A:Dut-C# show router fib 1 extensive 200.200.200.200/32
=====
FIB Display (Router: Base)
=====
Dest Prefix      : 200.200.200.200/32
Protocol         : BGP
Indirect Next-Hop : 10.0.0.2
QoS              : Priority=n/c, FC=n/c
Source-Class     : 0
Dest-Class       : 0
ECMP-Weight      : 9
Resolving Next-Hop : 10.0.0.2
  Interface      : to_bridge_br2
  ECMP-Weight    : 1
Indirect Next-Hop : 192.0.2.2
QoS              : Priority=n/c, FC=n/c
Source-Class     : 0
Dest-Class       : 0
ECMP-Weight      : 5
Resolving Next-Hop : 192.0.2.2
  Interface      : to_bridge_br3
  ECMP-Weight    : 1
=====
  
```

```

Total Entries : 1
=====
*A:Dut-C# show router fib 1 20.20.20.20/32
=====
FIB Display
=====
Prefix [Flags]                                Protocol
NextHop
-----
20.20.20.20/32                                BGP
  3ffe::a14:102 (Transport:SRV6-Policy:917510)
-----
Total Entries : 1
=====

*A:Dut-C# show router fib 1 20.20.20.20/32 extensive
=====
FIB Display (Router: Base)
=====
Dest Prefix      : 20.20.20.20/32
Protocol         : BGP
Installed        : Y
Indirect Next-Hop : 3ffe::a14:102
Label            : 67
QoS              : Priority=n/c, FC=n/c
Source-Class     : 0
Dest-Class       : 0
ECMP-Weight      : 1
Resolving Next-Hop : 3ffe::a14:102 (SRV6-Policy tunnel:917510)
ECMP-Weight      : 1
=====
Total Entries : 1
=====

```

Table 146: FIB Fields

Label	Description
Prefix [Flags]	The prefix
Protocol	The routing protocol
NextHop	The next-hop IP address
Total Entries	The total number of entries
Dest Prefix	The destination prefix
Installed	The installed indicator (Y or N)
Label	The label number
QoS	The QoS value
Source-Class	The source class

Label	Description
Dest-Class	The destination class value
ECMP-Weight	The ECMP weight value

fib

Syntax

fib *slot-number* [{**ipv4** | **ipv6**}] **summary**

Context

[\[Tree\]](#) (tools>dump>router fib)

Full Context

tools dump router fib

Description

This command configures the dump tools for FIB information for a specific IOM.

Parameters

slot-number

Specifies the slot number.

Values 1 to 10

ipv4 | **ipv6**

Specifies the IPv4 or IPv6 addresses.

Default ipv4

summary

Displays summary FIB information for the specified slot number.

Platforms

All

Output

The following output is an example of FIB summary information.

Sample Output

```
*A:Dut-F# tools dump router fib 1 summary
=====
FIB Summary
=====
Active
-----
```

Static	0
Direct	3
HOST	0
BGP	0
BGP VPN	0
BGP EVPN	0
BGP LABEL	0
OSPF	0
OSPFv3	0
ISIS	1
RIP	0
RIP_NG	0
LDP	0
Aggregate	0
Sub Mgmt	0
VPN Leak	0
TMS	0
NAT	0
Managed	0
Periodic	0

Total Installed	4
=====	

10.16 fib-telemetry

fib-telemetry

Syntax

fib-telemetry label [*label*]

fib-telemetry route [*family*]

fib-telemetry route [*ip-prefix/prefix-length*]

fib-telemetry tunnel [*family*]

fib-telemetry tunnel [*ip-prefix/prefix-length*]

Context

[Tree] (show>router fib-telemetry)

Full Context

show router fib-telemetry

Description

This command displays FIB telemetry information.

Parameters

label

Specifies the label value.

Values 0 to 1048575

family

Specifies the IPv4 or IPv6 address FIB telemetry route or tunnel family.

Values ipv4, ipv6

ip-prefix/prefix-length

Displays FIB telemetry route or tunnel entries only matching the specified IP prefix and length.

Values

ipv4-prefix:	a.b.c.d (host bits must be 0)	
ipv4-prefix-length	0 to 32	
ipv6-prefix:	x:x:x:x:x:x:x (eight 16-bit pieces)	
	x:x:x:x:x:d.d.d.d	
	x:	[0 to FFFF]H
	d:	[0 to 255]D
ipv6-prefix-length:	0 to 128	

Platforms

All

Output

The following output is an example of FIB telemetry information.

Sample Output

```
*A:Dut-B>config>service# /show router fib-telemetry label
=====
FIB Telemetry Labels
=====
Label          Owner          LastUpdt
Primary NextHop[If]/TnlId  Weight      GrpId PriActv
Pushed Labels
Backup NextHop[If]/TnlId
Pushed Labels
-----
30044          RIB-API        02/07/2020 23:44:51
1.2.3.3        1              2      Yes
30055
1.2.3.33
30255
-----
Number of Entries : 1
=====
```

```
*A:Dut-C>config>system# /show router fib-telemetry route
=====
Legend -
```

```

Flags : b - backup, i - indirect, l - LFA
=====
FIB Telemetry Routes
=====
Dest Prefix                               Owner
FIB Update Time
NextHop [If/TnId]                         Flags
-----
1.1.2.0/24                                OSPF
02/07/2020 23:43:53
1.2.3.2 [to_Dut-B]
-----
Number of Entries : 1
=====
*A:Dut-C>config>system#
*A:Dut-C>config>system# /show router fib-telemetry route 3ffe::101:200/120
=====
Legend -
Flags : b - backup, i - indirect, l - LFA
=====
FIB Telemetry Routes
=====
Dest Prefix                               Owner
FIB Update Time
NextHop [If/TnId]                         Flags
-----
3ffe::101:200/120                         OSPF3
02/07/2020 23:43:55
fe80::200:ff:fe00:2 [to_Dut-B]
-----
Number of Entries : 1
=====
*A:Dut-C>config>system#

*A:Dut-A# /show router fib-telemetry tunnel
=====
Legend -
Flags : a - active, b - backup, l - LFA
=====
FIB Telemetry Tunnels
=====
Dest Prefix                               Owner      Pref
FIB Update Time                          TnId      TnInst
NextHop [If/TnId]                        GrpId     Weight   Flg
-----
10.20.1.3/32                              RSVP      7
02/07/2020 23:44:07                       1         0
1.1.2.2 [to_Dut-B]                         0         0       a
10.21.1.3/32                              RIB-API   102
02/07/2020 23:44:42                       1015813  0
1.1.2.2 [to_Dut-B]                         4         0       a
1.1.2.22 [to_Dut-B]                       4         0       b
-----
Number of Entries : 2
=====
*A:Dut-A# /show router fib-telemetry tunnel 10.21.1.3/32
=====
Legend -
Flags : a - active, b - backup, l - LFA
=====
FIB Telemetry Tunnels
=====
Dest Prefix                               Owner      Pref

```



```

FIB Update Time                               TnlId      TnlInst
NextHop [If/TnlId]                           GrpId      Weight    Flg
-----
10.21.1.3/32                                  RIB-API    102
02/07/2020 23:44:42                          1015813    0
  1.1.2.2 [to_Dut-B]                          4          0        a
  1.1.2.22 [to_Dut-B]                         4          0        b
-----
Number of Entries : 1
=====
*A:Dut-A#

```

Table 147: FIB Telemetry Fields

Label	Description
Label	The label number of the FIB entry
Owner	The owner (protocol name) of the label entry
LastUpdt	The time stamp of when the entry was last updated
Primary NextHop[If/TnlId]	The primary path next-hop IP or tunnel ID or interface
Weight	The normalized ECMP weight associated with the next-hop
GrpId	The next-hop group ID
PriActv	The boolean value (YES or NO) that indicates whether the primary path is active or not
Pushed Labels	The pushed labels number
Backup NextHop[If/TnlId]	The backup path next-hop IP or tunnel ID or interface
Number of Entries	The total number of displayed labels
Flags	The flags: <ul style="list-style-type: none"> • b — backup • i — indirect • l — LFA
Dest Prefix	The destination IP prefix of the route FIB entry
Owner	The protocol owner (routing protocol) of the FIB entry
FIB Update Time	The time stamp of when the route was last updated in FIB
NextHop [If/TnlId]	The IP address of the next-hop and interface name or tunnel ID
Number of Entries	The total number of displayed routes

Label	Description
Flags	The flags: <ul style="list-style-type: none"> • a — active • b — backup • l — LFA
Dest Prefix	The destination IP prefix of the FIB tunnel entry
Owner	The protocol owner of the FIB tunnel entry
Pref	The preference number that indicates the priority of the tunnel
FIB Update Time	The time stamp of when the tunnel was last updated in FIB
TnIId	The global tunnel ID
TnIInst	The tunnel instance of the type indicated by protocol
Number of Entries	The total number of displayed tunnels

10.17 fid

fid

Syntax

fid [*fid*] **fate-sharing**

fid [*fid*] **user-service**

fid [*fid*] **fdb**

fid [*fid*] **mfib** [**group-mac** *ieee-address*]

fid [*fid*] **mfib** [**isid** *isid*]

Context

[\[Tree\]](#) (show>service>id>spb fid)

Full Context

show service id spb fid

Description

This command displays SPB control service FID information.

Parameters

fid

A user service FID may be specified. All user service FIDs are displayed if the FID is not specified.

Values 1 to 4095

fate-sharing

Displays fate-sharing information

user-service

Specifies user VPLS information for each control VPLS per forwarding data-base identifier. A user service FID may be specified. All user service FIDs are displayed if the FID is not specified.

fdb

Displays forwarding database (FDB) information

mfib

Displays multicast forwarding information base (MFIB) information

ieee-address

Specifies the 48-bit IEEE 802.3 group MAC address

isid

Specifies the value of ISID of the group MAC address of this entry

Values 0 to 16777215

Platforms

All

Output

The following output is an example of service SPB FID fare sharing information.

Sample Output

```
*A:Dut-A# show service id 100001 spb fid fate-sharing
=====
Control service fate-shared sap/sdp-bind information
=====
Control  Control Sap/      FID      User      User Sap/
SvcId    SdpBind                    SvcId     SdpBind
-----
500      1/1/20:500              502      502      1/1/20:502
=====

*A:Dut-A# show service id 100001 spb fid fdb
=====
Control service FDB information
=====
Fid      MacAddr      UCast Source      MCast Source
                       Last Update        Last Update
-----
1        00:10:00:01:00:01  local              local
          04/04/2012 15:11:24    04/04/2012 15:11:24
```

```

1      00:10:00:01:00:02  1/2/2:1.1      1/2/2:1.1
                        04/04/2012 15:51:45    04/04/2012 15:51:45
1      00:10:00:01:00:03  1/2/3:1.1      1/2/3:1.1
                        04/04/2012 15:51:56    04/04/2012 15:51:56
1      00:10:00:01:00:04  1/2/2:1.1      1/2/2:1.1
                        04/04/2012 15:52:11    04/04/2012 15:52:11
-----
Entries found: 4
=====
*A:Dut-A# show service id 100001 spb fid mfib
=====
Control service MFIB information
=====
FID   MacAddr           ISID   Source                Last Update
-----
1     01:1E:83:00:27:11  10001  1/2/2:1.1            04/04/2012 15:51:45
                        1/2/3:1.1            04/04/2012 15:51:56
                        local                 04/04/2012 15:42:44
100   01:1E:83:00:27:12  10002  1/2/2:1.1            04/04/2012 15:51:45
                        1/2/3:1.1            04/04/2012 15:51:56
                        local                 04/04/2012 15:43:09
-----
Entries found: 6
=====

```

10.18 field

field

Syntax

field *field-name*

Context

[\[Tree\]](#) (show>app-assure>group>http-enrich field)

[\[Tree\]](#) (show>app-assure>http-enrich field)

Full Context

show application-assurance group http-enrich field

show application-assurance http-enrich field

Description

This command displays HTTP enrichment field information.

Parameters

field-name

Specifies the field name, up to 32 characters.

Platforms

7450 ESS, 7750 SR, 7750 SR-e, 7750 SR-s, VSR

10.19 fields

fields

Syntax

fields

Context

[\[Tree\]](#) (show>app-assure>http-enrich fields)

Full Context

show application-assurance http-enrich fields

Description

This command displays HTTP enrichment fields.

Platforms

7450 ESS, 7750 SR, 7750 SR-e, 7750 SR-s, VSR

10.20 file

file

Syntax

file *provisioning-file-url* [**save-provision-file-destination** *file-url*] [**reboot-on-success**]

Context

[\[Tree\]](#) (tools>perform>system>auto-node-provisioning file)

Full Context

tools perform system auto-node-provisioning file

Description

This command executes the auto-provisioning process. When the auto-provisioning process is executed using the **file** command, DHCP discovery and solicitation is not performed.

Parameters

provisioning-file-url

Specifies the location of the provisioning file.

Values *local-url, remote-url*

local-url — [*cflash-id*]/*file-path*; 200 characters max

remote-url — {ftp | http | https}://[*login:password*@]*remote-locn*/*file-path*

remote-locn — {*hostname* | *ipv4-address* | *ipv6-address*][:*port*]

ipv4-address — a.b.c.d

ipv6-address — x:x:x:x:x:x:x[-*interface*]

x:x:x:x:x:d.d.d.d[-*interface*]

x — 0 to FFFF (hexadecimal)

d — 0 to 255 (decimal)

port — 0 to 65535

cflash-id — cf1:m cf1-A:, cf1-B:, cf2:, cf2-A:, cf2-B:, cf3:, cf3-A:, cf3-B:

file-url

Specifies the location to save the provisioning file.

Values [*cflash-id*]/*file-path*

cflash-id — cf1:m cf1-A:, cf1-B:, cf2:, cf2-A:, cf2-B:, cf3:, cf3-A:, cf3-B:

reboot-on-success

Reboots the router when the auto-provisioning process completes successfully.

Platforms

All

10.21 file-id

file-id

Syntax

file-id [*log-file-id*]

Context

[Tree] (show>log file-id)

Full Context

show log file-id

Description

This command displays event file log information.

If no command line parameters are specified, a summary output of all event log files is displayed.

Specifying a file ID displays detailed information on the event file log.

Parameters

log-file-id

Displays detailed information on the specified event file log.

Platforms

All

Output

The following is an example of log file summary information.

The following table describes the output fields for a log file summary.

Sample output

```
A:ALA-1# show log file-id
=====
File Id List
=====
name
file-id  rollover  retention  admin      backup      oper
         location   location   location
-----
3
3         60         4         cf1:       cf2:       cf1:
event-logs-abc
7         1440       12        cf1:       none        none
some-logs
10        1440       12        cf3:       cf2:       cf1:
=====
A:ALA-1#
A:ALA-1# show log file-id 10
=====
File Id List
=====
name
file-id  rollover  retention  admin      backup      oper
         location   location   location
-----
some-logs
10        1440       12        cf3:       cf2:       cf1:
=====
Description : logs of certain special events
=====
File Id 10 Location cf1:
=====
file name expired state
-----
cf1:\log\log0310-20210501-012205 yes complete
cf1:\log\log0310-20210501-014049 yes complete
cf1:\log\log0310-20210501-015344 yes complete
cf1:\log\log0310-20210501-015547 yes in progress
=====
```

A:ALA-1#

Table 148: Output fields: log file

Label	Description
name	Displays the string name of the log file policy
file-id	Displays the log file ID
rollover	Displays the rollover time for the log file, which is how long in between partitioning of the file into a new file
retention	Displays the retention time for the file in the system, which is how long the file will be retained in the file system
admin location	Displays the primary flash device specified for the file location none — indicates no specific flash device is specified
oper location	Displays the actual flash device on which the log file exists
file name	Displays the complete pathname of the file associated with the log ID
expired	Indicates whether the retention period for this file has passed
state	in progress — Indicates the current open log file complete — Indicates the old log file

10.22 file-transmission-profile

file-transmission-profile

Syntax

file-transmission-profile

file-transmission-profile *name*

file-transmission-profile *name associations*

Context

[\[Tree\]](#) (show>system file-transmission-profile)

Full Context

show system file-transmission-profile

Description

This command displays file transmission profile information.

Parameters

name

Specifies the file transmission profile name, up to 32 characters.

Platforms

All

10.23 files

files

Syntax

files [**running** | **finished**] [**detail**]

Context

[Tree] (show>call-trace files)

Full Context

show call-trace files

Description

This command gives an overview of all the files in use by the call-trace module, either for running or finished jobs.

Parameters

running

Displays the active jobs that are tracing events triggered by the host being monitored.

finished

Displays the jobs that have already finished and not tracing events generated by the host anymore.

detail

Displays detailed information about the files.

Platforms

7450 ESS, 7750 SR, 7750 SR-a, 7750 SR-e, 7750 SR-s, VSR

Output

The following output displays call trace local log files information.

Sample Output

```

Node# show call-trace files
=====
Call trace files of running jobs
=====
File path                                     File size
                                           (bytes)
-----
cf1-A:/calltrace/running/mac_00-02-00-00-00-19_160119_1557.pcap          1575
-----
No. of call trace files of running jobs: 1
=====
Call trace files of finished jobs
=====
File path                                     File size
                                           (bytes)
-----
No. of call trace files of finished jobs: 0
=====

```

Table 149: Call Trace Field Descriptions describes call trace output fields.

Table 149: Call Trace Field Descriptions

Field	Description
File path	The compact flash (CF) configuration to store call trace files.
File size	The total size of call-trace files on the specified compact flash card
No. of call trace files running jobs	The total number of active trace call files running jobs
No. of call trace files of finished jobs	The total number of finished trace call files jobs

10.24 filter

filter

Syntax

filter [**subscriber** *sub-ident-string*] [**origin** *origin*]

Context

[Tree] (show>service>active-subscribers filter)

Full Context

show service active-subscribers filter

Description

This command displays active subscriber filter information.

Parameters

sub-ident-string

Specifies the subscriber ID of the active subscriber, up to 32 characters.

origin

Specifies the origin of the active subscriber.

Platforms

7450 ESS, 7750 SR, 7750 SR-a, 7750 SR-e, 7750 SR-s, VSR

Output

The following is an example of active subscriber's filter information.

Sample Output

```
*A:eng-BNG-2# show service active-subscribers filter
=====
Active Subscribers
=====
-----
Subscriber user_1
      (no-prof)
-----
(1) SLA Profile Instance sap:1/1/20:841 - sla:no-prof
-----
IP Address          MAC Address          Session          Origin          Svc          Fwd
-----
192.168.0.14        00:00:10:10:12:13   N/A              DHCP            1000         Y
=====
IP Filter (ingress)
=====
Filter Id           : 50                      Applied           : Yes
Scope               : Template                Def. Action       : Forward
Type                : Normal
System filter       : Unchained
Radius Ins Pt       : n/a
CrCtl. Ins Pt       : n/a
RadSh. Ins Pt       : n/a
PccRl. Ins Pt       : n/a
Entries             : 2
Description         : (Not Specified)
Filter Name         : 50
-----
Filter Match Criteria : IP
-----
No Match Criteria Found for this host
=====
-----
```

```
-----  
Number of active subscribers : 1  
=====
```

filter

Syntax

filter

Context

[\[Tree\]](#) (show filter)

Full Context

show filter

Description

Commands in this context display IP/MAC filter and counter related information.

Platforms

All

filter

Syntax

filter

Context

[\[Tree\]](#) (show>li filter)

Full Context

show li filter

Description

This command displays LI mirror filter configuration and operation information.

Platforms

All

filter

Syntax

filter

Context

[\[Tree\]](#) (clear filter)

Full Context

clear filter

Description

Commands in this context clear the filter entities.

Platforms

All

filter

Syntax

filter

Context

[\[Tree\]](#) (clear>li filter)

Full Context

clear li filter

Description

This command clears LI mirror filter configuration and operation information.

Platforms

All

filter

Syntax

filter

Context

[\[Tree\]](#) (tools>dump filter)

Full Context

tools dump filter

Description

Commands in this context dump filter information.

Platforms

All

filter

Syntax

filter

Context

[\[Tree\]](#) (tools>perform filter)

Full Context

tools perform filter

Description

Commands in this context perform filter operations.

Platforms

All

filter

Syntax

filter

Context

[\[Tree\]](#) (monitor filter)

Full Context

monitor filter

Description

Commands in this context configure criteria to monitor IP and MAC filter statistics.

Platforms

All

10.25 filter-id

filter-id

Syntax

filter-id [*filter-id*]

Context

[\[Tree\]](#) (show>service>id>log filter-id)

Full Context

show service id log filter-id

Description

This command displays event file log information.

If no command line parameters are specified, a summary output of all event log files is displayed.

Specifying a file ID displays detailed information on the event file log.

Parameters

filter-id

Specifies the filter policy.

Values 1 to 65535

Platforms

All

Output

[Table 150: Filter-ID Field Descriptions](#) describes the output fields for a log file summary.

Table 150: Filter-ID Field Descriptions

Label	Description
file-id	The log file ID.
rollover	The rollover time for the log file which is how long in between partitioning of the file into a new file.
retention	The retention time for the file in the system which is how long the file should be retained in the file system.
admin location	The primary flash device specified for the file location.

Label	Description
	n/a — Indicates no specific flash device was specified.
backup location	The secondary flash device specified for the file location if the admin location is not available. n/a — Indicates that no backup flash device was specified.
oper location	The actual flash device on which the log file exists.
file-id	The log file ID.
rollover	The rollover time for the log file which is how long in between partitioning of the file into a new file.
retention	The retention time for the file in the system which is how long the file should be retained in the file system.
file name	The complete pathname of the file associated with the log ID.
expired	Indicates whether or not the retention period for this file has passed.
state	In progress — Indicates the current open log file. Complete —Indicates the old log file.

filter-id

Syntax

filter-id [*filter-id*]

Context

[\[Tree\]](#) (show>log filter-id)

Full Context

show log filter-id

Description

This command displays event log filter policy information.

Parameters

filter-id

Displays detailed information on the specified event filter policy ID.

Values 1 to 1500, or up to 64 characters

Platforms

All

Output

The following is an example of event filter log information.

[Table 151: Event Log Filter Detail Output Fields](#) describes the output fields for event log filter summary information.

Sample Output

```
*A:ALA-48>config>log# show log filter-id
=====
Log Filters
=====
Filter Applied Default Description
Name/         Action
Id
-----
1
1      no      forward
5
5      no      forward
10
10     no      forward
1001
1001  yes      drop    Collect events for Serious Errors Log
=====
*A:ALA-48>config>log#
```

Sample Output

```
*A:ALA-48>config>log# show log filter-id 1001
=====
Log Filter
=====
Filter-id      : 1001      Applied       : yes      Default Action: drop
Filter-name    : 1001
Description    : Collect events for Serious Errors Log
-----
Log Filter Match Criteria
-----
Entry-id       : 10
Application    :
Operator       : off
Event Number   : 0
Operator       : off
Severity       : major
Operator       : greaterThanOrEqual
Subject        :
Operator       : off
Match Type     : exact string
Router         :
Operator       : off
Match Type     : exact string
Description    : Collect only events of major severity or higher
-----
*A:ALA-48>config>log#
```

Event Log Filter Detailed Output

[Table 151: Event Log Filter Detail Output Fields](#) describes the output fields for detailed event log filter information.

Table 151: Event Log Filter Detail Output Fields

Label	Description
Filter Name/Id	The event log filter name or ID.
Applied	no — The event log filter is not currently in use by a log ID. yes — The event log filter is currently in use by a log ID.
Default Action	drop — The default action for the event log filter is to drop events not matching filter entries. forward — The default action for the event log filter is to forward events not matching filter entries.
Description (Filter-id)	The description string for the filter ID.

Table 152: Log Filter Match Criteria Output Fields describes the output fields for log filter match criteria information.

Table 152: Log Filter Match Criteria Output Fields

Label	Description
Entry-id	The event log filter entry ID.
Action	default — There is no explicit action for the event log filter entry and the filter's default action is used on matching events. drop — The action for the event log filter entry is to drop matching events. forward — The action for the event log filter entry is to forward matching events.
Description (Entry-id)	The description string for the event log filter entry.
Application	The event log filter entry application match criterion.
Event Number	The event log filter entry application event ID match criterion.
Severity	cleared — The log event filter entry application event severity cleared match criterion. indeterminate — The log event filter entry application event severity indeterminate match criterion. critical — The log event filter entry application event severity critical match criterion. major — The log event filter entry application event severity cleared match criterion.

Label	Description
	minor — The log event filter entry application event severity minor match criterion. warning — The log event filter entry application event severity warning match criterion.
Subject	Displays the event log filter entry application event ID subject string match criterion.
Router	Displays the event log filter entry application event ID router <i>router-instance</i> string match criterion.
Operator	There is an operator field for each match criteria: application, event number, severity, and subject. equal — Matches when equal to the match criterion. greaterThan — Matches when greater than the match criterion. greaterThanOrEqual — Matches when greater than or equal to the match criterion. lessThan — Matches when less than the match criterion. lessThanOrEqual — Matches when less than or equal to the match criterion. notEqual — Matches when not equal to the match criterion. off — No operator specified for the match criterion.

10.26 firewall

firewall

Syntax

firewall

Context

[\[Tree\]](#) (show>router firewall)

Full Context

show router firewall

Description

This command displays firewall information.

Platforms

7450 ESS, 7750 SR, 7750 SR-e, 7750 SR-s, VSR

10.27 firewall-hosts

firewall-hosts

Syntax

```
firewall-hosts [subscriber sub-ident] [ ip ipv6-address/prefix-length] [mac ieee-address] [firewall-policy  
policy-name] [router router-instance]
```

Context

[\[Tree\]](#) (show>service>nat firewall-hosts)

Full Context

```
show service nat firewall-hosts
```

Description

This command lists ESM hosts that have an active firewall. Configuring the optional parameters will narrow the scope of the list.

Parameters

ieee-address

Specifies the MAC address of a host, in the format xx:xx:xx:xx:xx:xx or xx-xx-xx-xx-xx-xx.

ipv6-address/prefix-length

Specifies the IPv6 prefix of a host.

Values *ipv6-address* — x:x:x:x:x:x:x (eight 16-bit pieces)
x:x:x:x:x:d.d.d.d
x — 0 to FFFF (in hexadecimal)
d — 0 to 255 (in decimal)
prefix-length — 1 to 128

policy-name

Specifies the name of a firewall policy, up to 32 characters.

router-instance

Specifies the ID of the router that contains the firewall domain.

Values *router-name* | *vprn-svc-id*
router-name — "Base", "management"
vprn-svc-id — 1 to 2147483647

sub-ident

Specifies the subscriber identity string, up to 32 characters.

Platforms

7750 SR, 7750 SR-e, 7750 SR-s, VSR

10.28 firewall-policy

firewall-policy

Syntax

firewall-policy [*policy-name* [**associations**]]

Context

[\[Tree\]](#) (show>service>nat firewall-policy)

Full Context

show service nat firewall-policy

Description

This command lists the firewall policies that are present in the system.

Configuring the *policy-name* parameter will display all information for the specified policy.

Parameters

associations

Keyword to display all configuration objects that use the specified firewall policy.

policy-name

Specifies the name of a firewall policy, up to 32 characters.

Platforms

7750 SR, 7750 SR-e, 7750 SR-s, VSR

Output

The following output is an example of firewall policy information.

Sample Output

```
Node# show service nat firewall-policy
=====
Firewall policies
=====
Firewall policy          Description
-----
firewall_dhcp6_0        IPv6 Firewall policy for DHCP6 on service Base
```

```

firewall_dhcp6_300      IPv6 Firewall policy for DHCP6 on service 300
firewall_dhcp6_4       IPv6 Firewall policy for DHCP6 on service 4
firewall_slaac_0       IPv6 Firewall policy for SLAAC on service Base
firewall_slaac_300     IPv6 Firewall policy for SLAAC on service 300
firewall_slaac_4       IPv6 Firewall policy for SLAAC on service 4
-----

```

No. of firewall policies: 6

```

Node# show service nat firewall-policy "firewall_slaac_4"
=====

```

```

Firewall policy firewall_slaac_4
=====

```

```

Description           : IPv6 Firewall policy for SLAAC on
                        service 4
Domain                : domain_slaac_4
Router                : vprn4
Filtering             : endpointIndependent
Port forwarding range end : 1023
Session limit         : 65535
Reserved sessions    : 0
Session usage High Watermark (%) : (Not Specified)
Session usage Low Watermark (%) : (Not Specified)
ALG enabled          : ftp
Prioritized forwarding classes : (Not Specified)
Timeout TCP established (s) : 7440
Timeout TCP transitory (s) : 240
Timeout TCP SYN (s)    : 15
Timeout TCP TIME-WAIT (s) : 0
Timeout TCP RST (s)   : 0
Timeout UDP mapping (s) : 300
Timeout UDP initial (s) : 15
Timeout UDP DNS (s)   : 15
Timeout ICMPv6 Query (s) : 60
Timeout SIP Inactive Media (s) : 120
Timeout unknown protocol (s) : 300
UDP inbound refresh   : false
TCP MSS Adjust        : (Not Specified)
Unknown protocols     : (Not Specified)
Last Mgmt Change      : 01/23/2017 14:32:27
=====

```

```

Node# show service nat firewall-policy "firewall_slaac_4" associations
=====

```

```

Subscriber profile associations
=====

```

```

Subprof_1
-----

```

No. of subscriber profiles: 1

10.29 flap-statistics

flap-statistics

Syntax

flap-statistics [{*ip-prefix/mask* [**neighbor** *ip-addr*] | **group** *group-name* | **regex** *reg-exp* | [**policy** *policy-name*]}]

Context

[\[Tree\]](#) (clear>router>bgp flap-statistics)

Full Context

clear router bgp flap-statistics

Description

This command clears route flap statistics.

Parameters

ip-prefix/mask

Clears route flap statistics for entries that match the specified IP prefix and mask length.

Values ipv4-prefix: a.b.c.d (host bits must be 0)

ipv4-prefix-le: 0 to 32

ipv6-prefix:

- x:x:x:x:x:x:x (eight 16-bit pieces)
- x:x:x:x:x:d.d.d.d
- x: [0 to FFFF] H
- d: [0 to 255] D

ipv6-prefix-le: 0 to 128

ip-addr

Clears route flap statistics for entries received from the specified BGP neighbor.

Values ipv4-prefix: a.b.c.d (host bits must be 0)

ipv6-prefix:

- x:x:x:x:x:x:x (eight 16-bit pieces)
- x:x:x:x:x:d.d.d.d
- x: [0 to FFFF] H
- d: [0 to 255] D

interface: 32 chars max, mandatory for link local addresses

group-name

Clears route flap statistics for entries received from any BGP neighbors in the specified peer group. 32 characters maximum.

reg-exp

Clears route flap statistics for all entries which have the regular expression and the AS path that matches the regular expression. 80 characters maximum.

policy-name

Clears route flap statistics for entries that match the specified route policy. 32 characters maximum.

Platforms

All

10.30 flex-algo

flex-algo

Syntax

flex-algo [*flex-algo-id*] [*level level*] [*detail*]

Context

[\[Tree\]](#) (show>router>isis flex-algo)

Full Context

show router isis flex-algo

Description

This command displays the IS-IS flexible algorithm information.

This command displays the flexible algorithms, the winning FAD for which the router is enabled and whether the local router is advertising a FAD.

When the keyword **detail** is used, all other FADs (beyond the winning FAD) advertised by any other router in the area are also displayed.

The displayed output can be filtered by using the *flex-algo-id* or *level* keywords.

Parameters

flex-algo-id

Specifies the keyword filter to display output for the requested algorithm only.

level

Displays the IS-IS area level information constrained to IS-IS level-1 or level-2 only.

level

Specifies the IS-IS area level, it filters the displayed information constrained to IS-IS level-1 or level-2 only.

detail

Displays not only the winning FAD information, but also all other FADs that the router has advertised in IS-IS.

Platforms

All

Output

The following output is an example of flexible algorithm information, and [Table 153: Flexible Algorithm Output Fields](#) describes the output fields.

Sample Output

```
*A:Dut-B# show router isis 0 flex-algo 128
=====
Rtr Base ISIS Instance 0 Flex-Algos
=====
Flex-Algo : 128
-----
Advertising FAD      : My128
Participating       : Yes
Loop-Free-Alternate : Disabled
L1 Oper state       : UP
L2 Oper state       : UP
Displaying Level 1 FAD Info
-----
FADs-count          : 2
Selected FAD
  Fad-Owner         : 4900.0000.0002
  Supported         : Yes
  Priority           : 100
  Metric Type       : delay
  Calculation Type  : spf(0)
  Exclude           : 0x0
  Include Any       : 0x0
  Include All       : 0x0
  Fad Flags         : M
  Level             : L1
Displaying Level 2 FAD Info
-----
FADs-count          : 1
Selected FAD
  Fad-Owner         : 4900.0000.0002
  Supported         : Yes
  Priority           : 100
  Metric Type       : delay
  Calculation Type  : spf(0)
  Exclude           : 0x0
  Include Any       : 0x0
  Include All       : 0x0
  Fad Flags         : M
  Level             : L2
-----
FAD: Flexible Algorithm Definition
Fad Flags:  M = Prefix Metric
=====
*A:Dut-B#
*A:Dut-B#show router isis 0 flex-algo detail
=====
Rtr Base ISIS Instance 0 Flex-Algos (detail)
=====
```

```

-----
Flex-Algo : 128
-----
Advertising FAD      : My128
Participating       : Yes
Loop-Free-Alternate : Disabled
L1 Oper state       : UP
L2 Oper state       : UP
Displaying Level 1 FAD Info
-----
FADs-count          : 2
Selected FAD
  Fad-Owner          : 4900.0000.0002
  Supported           : Yes
  Priority            : 100
  Metric Type        : delay
  Calculation Type    : spf(0)
  Exclude            : 0x0
  Include Any        : 0x0
  Include All        : 0x0
  Fad Flags          : M
  Level              : L1
Other FADs
  Fad-Owner          : 4900.0000.0004
  Supported           : Yes
  Priority            : 50
  Metric Type        : delay
  Calculation Type    : spf(0)
  Exclude            : 0x0
  Include Any        : 0x0
  Include All        : 0x0
  Fad Flags          : M
  Level              : L1
Displaying Level 2 FAD Info
-----
FADs-count          : 1
Selected FAD
  Fad-Owner          : 4900.0000.0002
  Supported           : Yes
  Priority            : 100
  Metric Type        : delay
  Calculation Type    : spf(0)
  Exclude            : 0x0
  Include Any        : 0x0
  Include All        : 0x0
  Fad Flags          : M
  Level              : L2
Other FADs
-----
FAD: Flexible Algorithm Definition
Fad Flags:  M = Prefix Metric
=====
*A:Dut-B>show>router>isis#

```

Table 153: Flexible Algorithm Output Fields

Label	Description
Flex-Algo	The flexible algorithm number
Advertising FAD	The FAD name when the local router is advertising a FAD

Label	Description
Participating	The flexible algorithm participation is enabled
Loop-Free-Alternate	Displays Loop-Free-Alternates; if enabled, then the configuration is inherited from base SPF
L1 Oper State	Displays the L1 operational flexible algorithm state
L2 Oper State	Displays the L2 operational flexible algorithm state
FADs-Count	Displays the number of FADs in the area available to the router
FAD-Owner	Displays the winning FAD owner
Supported	Displays local router support for the flexible algorithm definition that is advertised in the FAD
Priority	Displays the FAD priority; It is the tiebreaker when multiple FADs are received
Metric Type	The metric used by the winning FAD igp — the IGP metric is used te-metric — the TE metric is used delay — the delay metric is used
Calculation Type	Displays the calculation type; for SPF a zero value is only defined
Exclude	The list of administrative groups for links to be excluded from the flexible algorithm topology graph
Include Any	The list of administrative groups for links to be included in the flexible algorithm topology graph
Include All	The list of administrative groups for links where all administrative groups have to match to be included in the flexible algorithm topology graph
Fad Flags	Displays the FAD Flags; the M-flag is used for inter-area; when set, the metric must be used for inter-area traffic to avoid loops and blackhole traffic on ABR/ASBR
Level	The IS-IS area level where the FAD is received

flex-algo

Syntax

flex-algo [*flex-algo-id*] [**area** *area-id*] [**detail**]

Context

[\[Tree\]](#) (show>router>ospf flex-algo)

Full Context

show router ospf flex-algo

Description

This command displays OSPFv2 flexible algorithm information, which includes the flexible algorithms, the winning FAD for which the router is enabled, and whether the local router is advertising a FAD.

The displayed output can be filtered using either the *area-id* or *flex-algo-id* keywords.

Parameters

flex-algo-id

Specifies the keyword filter to display output for the requested algorithm only.

area-id

Specifies the OSPFv2 area to display output.

area

Displays the information constrained to a particular OSPFv2 area.

detail

Displays the winning FAD information and all other FADs that the router has advertised in OSPFv2.

Platforms

All

Output

The following output is an example of flexible algorithm information, and [Table 154: Flexible Algorithm Output Fields](#) describes the output fields.

Sample Output

```
*A:Dut-C# show router ospf flex-algo detail
=====
Rtr Base OSPFv2 Instance 0 Flex-Algos (detail)
=====
-----
Flex-Algo : 128
-----
Advertising FAD      : Algo_OSPF_128
Participating       : Yes
Loop-Free-Alternate  : Disabled
Oper state
  Area 0.0.0.0       : UP
Displaying Area 0.0.0.0 FAD Info
-----
FADs-count          : 1
Selected FAD
  Fad-Owner          : 3.3.3.3
  Supported           : Yes
  Priority            : 50
```

```

Metric Type      : igp (0)
Calculation Type : spf (0)
Exclude         : 0x0
Include Any     : 0x0
Include All     : 0x0
Fad Flags      : M
-----
FAD: Flexible Algorithm Definition
Fad Flags:  M = Prefix Metric
=====
*A:Dut-C#
  
```

Table 154: Flexible Algorithm Output Fields

Label	Description
Flex-Algo	The flexible algorithm number
Advertising FAD	The FAD name when the local router is advertising a FAD
Participating	The flexible algorithm participation is enabled
Loop-Free-Alternate	Displays Loop-Free-Alternates; if enabled, then the configuration is inherited from base SPF
Oper state Area	The operational area state
FADs-count	Displays the number of FADs in the area available to the router
FAD-Owner	Displays the winning FAD owner
Supported	Displays local router support for the flexible algorithm definition that is advertised in the FAD
Priority	Displays the FAD priority which is the tiebreaker when multiple FADs are received
Metric Type	The metric used by the winning FAD igp — the IGP metric is used te-metric — the TE metric is used delay — the delay metric is used
Calculation Type	Displays the calculation type; for SPF, only a zero value is defined
Exclude	The list of administrative groups for links to be excluded from the flexible algorithm topology graph
Include Any	The list of administrative groups for links to be included in the flexible algorithm topology graph

Label	Description
Include All	The list of administrative groups for links where all administrative groups must match to be included in the flexible algorithm topology graph
Fad Flags	Displays the FAD flags. The M-flag is used for inter-area; when set, the metric must be used for inter-area traffic to avoid loops and blackhole traffic on ABR/ASBR.

10.31 flexible-algorithm-definitions

flexible-algorithm-definitions

Syntax

flexible-algorithm-definitions [**flex-algo** *fad-name*]

Context

[\[Tree\]](#) (show>router flexible-algorithm-definitions)

Full Context

show router flexible-algorithm-definitions

Description

This command displays information about the locally configured FADs.

If **flex-algo** *fad-name* is specified as the output filter, only filtered FAD definitions are shown. If no output filter is specified, all configured FADs are shown.

Parameters

flex-algo *fad-name*

Displays the configuration information for the specified FAD name.

Platforms

All

Output

The following output is an example of FAD information, and [Table 155: FAD Fields](#) describes the output fields.

Sample Output

```
*A:Dut-B# show router flexible-algorithm-definitions
=====
Flexible Algorithm Definitions
```

```

=====
-----
Flex-Algo: My128
-----
Admin State   : Up
Description   : This-is-My128-algo
Metric Type   : delay
Priority      : 100
Exclude       : N.A.
Include Any   : N.A.
Include All   : N.A.
-----
Flex-Algo: MyFAD
-----
Admin State   : Up
Description   : (Not Specified)
Metric Type   : igp
Priority      : 100
Exclude       : N.A.
Include Any   : N.A.
Include All   : N.A.
=====
*A:Dut-B#
*A:Dut-B# show router flexible-algorithm-definitions flex-algo "My128"
=====
Flexible Algorithm Definitions
=====
Flex-Algo: My128
-----
Admin State   : Up
Description   : This-is-My128-algo
Metric Type   : delay
Priority      : 100
Exclude       : N.A.
Include Any   : N.A.
Include All   : N.A.
=====
*A:Dut-B#

```

Table 155: FAD Fields

Label	Description
Flex-Algo	FAD name
Admin State	Displays the administrative state of the FAD
Description	Displays a short description of the FAD
Metric Type	The metric type of the FAD igp — the IGP metric is used for the flexible algorithm graph te-metric — the TE metric is used for the flexible algorithm graph delay — the delay metric is used for the flexible algorithm graph
Priority	Displays the priority of the FAD; if the FAD is advertised, the priority is the tie-breaker used to determine the winning FAD; the higher the value the higher the priority

Label	Description
Exclude	Displays the list of link administrative groups to exclude from the construction of the flexible algorithm topological graph
Include Any	Displays the list of link administrative groups to include when constructing the flexible algorithm topological graph
Include All	Displays the list of link administrative groups that must be assigned to a single link to include in the construction of the flexible algorithm topological graph

10.32 flood-table

flood-table

Syntax

flood-table [**class** *class*] [**detail**]

Context

[\[Tree\]](#) (tools>dump>wlan-gw>lanext>bd flood-table)

Full Context

tools dump wlan-gw lanext bd flood-table

Description

This command dumps the specified flood table entries for the specified HLE BD.

Parameters

class

Specifies the source on which to filter the flood table entries.

Values access, network, remote

detail

Dumps detailed information for the flood table.

Platforms

7750 SR, 7750 SR-e, 7750 SR-s, VSR

Output

The following output is an example of flood table information.

Sample Output

```
tools>dump>wlan-gw>lanext>bd# flood-table detail
=====
MATCHED 2 FLOOD ENTRIES ON SLOT #2 MDA #1
=====
TUNNEL MDA      : 2/1                VLAN      : 100
TUNNEL PORT    : 2/1/NAT-IN-IP      TUNNEL ENCAP : 2049.1
TUNNEL SRC IP  : 11.3.3.100
TUNNEL DST IP  : 4.4.4.4
TUNNEL TYPE    : GRE                TUNNEL CLASS : ACCESS
GRE RAW HEADER : 1483014144
-----
TUNNEL MDA      : 2/1                VLAN      : N/A
TUNNEL PORT    : 2/1/NAT-OUT-IP     TUNNEL ENCAP : 2081.3
TUNNEL SRC IP  : 2.2.2.2
TUNNEL DST IP  : 44.44.44.1
TUNNEL TYPE    : VXLAN              TUNNEL CLASS : NETWORK
VXLAN VNI     : 102
VXLAN PORT    : 4789
-----
=====
```

10.33 flow-attribute

flow-attribute

Syntax

flow-attribute

Context

[\[Tree\]](#) (show>app-assure flow-attribute)

Full Context

show application-assurance flow-attribute

Description

This command displays flow attribute information.

Platforms

7450 ESS, 7750 SR, 7750 SR-e, 7750 SR-s, VSR

flow-attribute

Syntax

flow-attribute detail

flow-attribute summary

Context

[\[Tree\]](#) (show>app-assure>group flow-attribute)

Full Context

show application-assurance group flow-attribute

Description

This command displays flow attribute information.

Parameters

detail

Displays detailed information.

summary

Displays summary information.

Platforms

7450 ESS, 7750 SR, 7750 SR-e, 7750 SR-s, VSR

Output

The following are examples of flow attribute information.

[Table 156: Flow Attributes Output Field Descriptions](#) describes the flow attribute output fields.

Sample Output

```
show application-assurance group 1:0 flow-attribute detail
=====
Application-Assurance Flow Attribute Detailed Statistics
=====
Type                               Octets           Packets           Flows
-----
Flow attribute : audio
Confidence : 0-19
  From sub                1494              1                 1
  To sub                   0                 0                 0
Confidence : 20-39
  From sub                 0                 0                 0
  To sub                   0                 0                 0
Confidence : 40-59
  From sub                 0                 0                 0
  To sub                   0                 0                 0
Confidence : 60-79
  From sub                 0                 0                 0
  To sub                   0                 0                 0
Confidence : 80-100
  From sub                118251            1146              1
  To sub                  136584            1314              1
...

show application-assurance group 1:0 flow-attribute summary
=====
```

```

Application-Assurance Flow Attribute Statistics Summary
=====
                                Confidence
Type                0-19      20-39      40-59      60-79      80-100
-----
Flow attribute : audio
Total bytes         0.5%       0%        0%        0%        99.5%
Total packets       0%         0%        0%        0%        100%
Total flows         33.3%      0%        0%        0%        66.7%
-----
Flow attribute : video
Total bytes         100%       0%        0%        0%        0%
Total packets       100%       0%        0%        0%        0%
Total flows         100%       0%        0%        0%        0%
-----
Flow attribute : upload
Total bytes         100%       0%        0%        0%        0%
Total packets       100%       0%        0%        0%        0%
Total flows         100%       0%        0%        0%        0%
-----
Flow attribute : download
Total bytes         100%       0%        0%        0%        0%
Total packets       100%       0%        0%        0%        0%
Total flows         100%       0%        0%        0%        0%
-----
Flow attribute : encrypted
Total bytes         0%         0%        0%        0%        100%
Total packets       0%         0%        0%        0%        100%
Total flows         20.6%      0%        0%        0%        79.4%
-----
Flow attribute : abr_service
Total bytes         0%         0%        0%        0%        100%
Total packets       0%         0%        0%        0%        100%
Total flows         1.7%       0%        0%        0%        98.3%
-----
Flow attribute : real_time_communication
Total bytes         0%         0%        0%        0%        100%
Total packets       0%         0%        0%        0%        100%
Total flows         1.7%       0%        0%        0%        98.3%
=====
    
```

Table 156: Flow Attributes Output Field Descriptions

Label	Description
Flow attribute	Displays information for a specific flow attribute.
Confidence	An indication of the certainty that an attribute applies to a flow. Displays the percentage of flows within each range of confidence levels for the attribute.
Octets	Number of octets in the confidence level range.
Packets	Number of packets in the confidence level range.
Flows	Number of flows in the confidence level range.
Total bytes	Percentage of the total bytes per confidence range for a specific flow attribute.

Label	Description
Total packets	Percentage of the total packets per confidence range for a specific flow attribute.
Total flows	Percentage of the total flows per confidence range for a specific flow attribute.

10.34 flow-distribution

flow-distribution

Syntax

flow-distribution

Context

[\[Tree\]](#) (show>lag flow-distribution)

Full Context

show lag flow-distribution

Description

This command displays the allocated distribution of traffic flows.

Platforms

All

10.35 flow-ipv4

flow-ipv4

Syntax

flow-ipv4 [hunt] [aspath-regex *reg-exp*] [community *comm-id*]

Context

[\[Tree\]](#) (show>router>bgp>routes flow-ipv4)

Full Context

show router bgp routes flow-ipv4

Description

This command displays BGP flow IPv4 routes.

Parameters

reg-exp

Displays routes matching the specified regular expression, up to 80 characters.

comm-id

Specifies the community ID, up to 72 characters.

Values [*as-num:comm-val* | *ext-comm* | *well-known-comm* | *large-comm*]

where:

- *as-num* — 0 to 65535
- *comm-val* — 0 to 65535
- *ext-comm* — the extended community, defined as one of the following:
 - *{target | origin}:ip-address:comm-val*
 - *{target | origin}:asnum:ext-comm-val*
 - *{target | origin}:ext-asnum:comm-val*
 - **bandwidth:asnum:val-in-mbps**
 - **ext:4300:ovstate**
 - **ext:value1:value2**
 - **flowspec-set:ext-asnum:group-id**
 where:
 - *target* — route target
 - *origin* — route origin
 - *ip-address* — a.b.c.d
 - *ext-comm-val* — 0 to 4294967295
 - *ext-asnum* — 0 to 4294967295
 - **bandwidth** — bandwidth
 - *val-in-mbps* — 0 to 16777215
 - **ext** — extended
 - **ext:4300** — origin verification
 - *ovstate* — 0, 1, or 2 (0 for valid, 1 for not found, 2 for invalid)
 - *value1* — 0000 to FFFF
 - *value2* — 0 to FFFFFFFFFF
 - **flowspec-set** — flow-spec set
 - *group-id* — 0 to 16383
- *well-known-comm* — **null** | **no-export** | **no-export-subconfed** | **no-advertise** | **blackhole**

- *large-comm* — *asn-or-ex:val-or-ex:val-or-ex*

Platforms

All

10.36 flow-ipv6

flow-ipv6

Syntax

flow-ipv6 [*hunt*] [*aspath-regex* *reg-exp*] [**community** *comm-id*]

Context

[\[Tree\]](#) (show>router>bgp>routes flow-ipv6)

Full Context

show router bgp routes flow-ipv6

Description

This command displays BGP flow IPv6 routes.

Parameters

reg-exp

Displays routes matching the specified regular expression, up to 80 characters.

comm-id

Specifies the community ID, up to 72 characters.

Values [*as-num:comm-val* | *ext-comm* | *well-known-comm* | *large-comm*]

where:

- *as-num* — 0 to 65535
- *comm-val* — 0 to 65535
- *ext-comm* — the extended community, defined as one of the following:
 - *{target | origin}:ip-address:comm-val*
 - *{target | origin}:asnum:ext-comm-val*
 - *{target | origin}:ext-asnum:comm-val*
 - **bandwidth:asnum:val-in-mbps**
 - **ext:4300:ovstate**
 - **ex \t:value1:value2**

– **flowspec-set:ext-asnum:group-id**

where:

- *target* — route target
- *origin* — route origin
- *ip-address* — a.b.c.d
- *ext-comm-val* — 0 to 4294967295
- *ext-asnum* — 0 to 4294967295
- **bandwidth** — bandwidth
- *val-in-mbps* — 0 to 16777215
- **ext** — extended
- **ext:4300** — origin verification
- *ovstate* — 0, 1, or 2 (0 for valid, 1 for not found, 2 for invalid)
- *value1* — 0000 to FFFF
- *value2* — 0 to FFFFFFFFFF
- **flowspec-set** — flow-spec set
- *group-id* — 0 to 16383
- *well-known-comm* — **null** | **no-export** | **no-export-subconfed** | **no-advertise** | **blackhole**
- *large-comm* — *asn-or-ex:val-or-ex:val-or-ex*

Platforms

All

10.37 flow-record-search

flow-record-search

Syntax

```
flow-record-search aa-sub {esm sub-ident-string | sap sap-id | spoke-sdp sdp-id:vc-id | transit
transit-aasub-name | mobile {imsi imsi-msisdn | msisdn imsi-msisdn | imei imei} apn apn-name
| dsm mac mac-address | esm-mac esm-mac-name} [protocol protocol-name] [application app-
name] [app-group app-group-name] [flow-status flow-status] [start-flowid start-flowid] [classified
classified] [server-ip ip-address] [server-port port-num] [client-ip ip-address] [bytes-tx kbytes]
[flow-duration minutes] [max-count max-count] [search-type search-type] [url file-url]

flow-record-search isa mda-id [protocol protocol-name] [application app-name] [app-group app-
group-name] [flow-status flow-status] [start-flowid start-flowid] [classified classified] [server-ip ip-
address] [server-port port-num] [client-ip ip-address] [bytes-tx kbytes] [flow-duration minutes] [
max-count max-count] [search-type search-type] [url file-url]
```

Context

[\[Tree\]](#) (tools>dump>app-assure>group flow-record-search)

Full Context

tools dump application-assurance group flow-record-search

Description

This command dumps application-assurance flow-records matching the specified criteria for a specific AA subscriber.

Parameters

application *app-name*

Displays flows for the specified application name.

app-group *app-group-name*

Displays flows for the specified application group.

bytes-tx *kbytes*

Display flows with the specified minimum kilobytes.

Values 0 to 4294967295

classified *classified*

Specifies the starting flow ID.

Values yes, no

client-ip *ip-address*

Display flows with the specified client IP address.

Values ipv4-address - a.b.c.d ipv6-address - x:x:x:x:x:x:x (eight 16-bit pieces)

dsm mac *mac-address*

Displays flows for the specified subscriber.

esm sub-ident-string

Displays flows for the specified subscriber.

esm-mac *esm-mac-name*

Displays flows for the specified ESM MAC.

flow-duration *minutes*

Display flows with the specified minimum duration in minutes.

Values 0 to 4294967295

flow-status *flow-status*

Displays only flows that are active or closed.

Values active, closed

max-count *max-count*

Specifies the maximum count of flows to display.

Values 1 to 4294967295

protocol *protocol-name*

Displays flows for the specified protocol.

sap *sap-id*

Displays flows for the specified SAP.

search-type *search-type*

Specifies the level of detail displayed for flows that match the search criteria.

Values default — Displays some per flow information.
 count — Displays the number of matching flows.
 detail — Displays all per flow information available.

server-ip *ip-address*

Display flows with the specified server IP address.

Values ipv4-address - a.b.c.d
 ipv6-address - x:x:x:x:x:x:x (eight 16-bit pieces)

server-port *port-num*

Display flows with the specified server port number.

Values 0 to 65535

spoke-sdp *sdp-id:vc-id*

Displays flows for the specified spoke SDP.

start-flowid *start-flowid*

Specifies the starting flow ID.

Values 0 to 4294967295

transit *transit-aasub-name*

Displays flows for the specified transit subscriber.

url *file-url*

Specifies the URL for the file to direct the search output to. The file may be local or remote.

Values

local-url | remote-url

local-url	[<flash-id>/] [<file-path>]
	200 chars max, including cflash-id
	directory length 99 chars max each
remote-url	[[ftp://] tftp://] <login>:<pswd>@<remote-locn>/] [<file-path>]

255 chars max

directory length 99 chars max each

remote-locn [<hostname> | <ipv4-address> | <ipv6-address>]

ipv4-address a.b.c.d

ipv6-address x:x:x:x:x:x:x[-interface]
 x:x:x:x:x:x:d.d.d.d[-interface]
 x - [0..FFFF]H
 d - [0..255]D

interface - 32 chars max, for link

local addresses

cflash-id flash slot ID

Platforms

7450 ESS, 7750 SR, 7750 SR-e, 7750 SR-s, VSR

Output

The following example displays flow record search information.

Sample Output

```
*A:Dut-C# tools dump application-assurance group 74:40346 flow-record-search aa-sub esm-mac
"diameter_esm-000100000002"
=====
Application-Assurance flow record search, Version 1.0
Search Start Time: "01/13/2017 14:30:50" (UTC)
Search Criteria:
  group[:partition]: 74:40346
  aa-sub: diameter_esm-000100000002 (esm-mac)
  protocol name: none specified
  application name: none specified
  app-group name: none specified
  flow-status: none specified
  start-flowId: none specified
  classified: none specified
  server-ip: none specified
  server-port: none specified
  client-ip: none specified
  bytes-tx: none specified
  flow-duration: none specified
  max-count: none specified
  search-type: default
=====
FlowId  Init  Src-ip      Dst-ip      Ip-prot  Src-prt  Dst-prt  Protocol
      Application  Pkts-tx  Bytes-tx  Pkts-disc  Bytes-disc  Time-ofp(UTC)
      Time-olp(UTC)
124    yes   192.168.200.2  200.1.1.3  icmp     0         0         "non_tcp_udp"
      1     42         0         0         "01/13/2017 14:27:06"
      "ICMP"
```

```

300      "01/13/2017 14:27:06"
no      192.168.200.2 200.1.1.3 icmp 0 0 "non_tcp_udp" "ICMP"
1       42 0 0 "01/13/2017 14:27:30"
"01/13/2017 14:27:30"
  
```

10.38 force

force

Syntax

force *aps-id* {**protect** | **working**} [**number** *number*]

Context

[\[Tree\]](#) (tools>perform>aps force)

Full Context

tools perform aps force

Description

This command forces a switch to either the protect or working circuit

Parameters

aps-id

Specifies the APS ID.

Values

<i>aps-id</i>	<i>aps-group-id</i>
aps	keyword
group-id	1 to 128

protect

This command clears a physical port that is acting as the protection circuit for the APS group.

working

This command clears a physical port that is acting as the working circuit for this APS group.

number

Specifies the APS channel number.

Values 1, 2

Platforms

7450 ESS, 7750 SR-7/12/12e, 7750 SR-a, 7750 SR-e

force

Syntax

force *ring-index* **path** {a | b}

Context

[\[Tree\]](#) (tools>perform>eth-ring force)

Full Context

tools perform eth-ring force

Description

This command forces a block on the ring port where the command is issued.

Parameters

ring-index

Specifies the ring index.

Values 1 to 128

path

Displays information for a specific path.

Values a, b

Platforms

7450 ESS, 7750 SR, 7750 SR-a, 7750 SR-e, 7750 SR-s, 7950 XRS

force

Syntax

force all-mc {**active** | **standby**}

force lag-id *lag-id* [**sub-group** *sub-group-id*] { **active** | **standby**}

force peer-mc *ip-address* {**active** | **standby**}

Context

[\[Tree\]](#) (tools>perform>lag force)

Full Context

tools perform lag force

Description

This command allows forcing the specified LAG, subgroup, all MC-LAGs, or remote peer for MC-LAGs to become active or standby when LAG runs in Active/Standby mode. To remove the forced condition, execute the **tools perform lag clear-force** command.

Parameters

all-mc

Specifies all MC-LAGs.

active

Specifies to become active.

standby

Specifies to become standby.

lag-id

Specifies the LAG ID.

Values 1 to 800

sub-group-id

Specifies the subscriber group ID.

Values 1 to 16

ip-address

Specifies the IP address.

Values ipv4-address: a.b.c.d

ipv6-address:

- x:x:x:x:x:x (eight 16-bit pieces)
- x:x:x:x:x:d.d.d.d, where x: [0 to FFFF]H and d: [0 to 255]D

Platforms

All

force

Syntax

force id *tunnel-id*

force *lsp-name*

Context

[\[Tree\]](#) (tools>perform>router>mpls>tp-tunnel force)

Full Context

tools perform router mpls tp-tunnel force

Description

This command performs a force switchover of the MPLS-TP LSP from the active path to the protect path.

Parameters

tunnel-id

Specifies the tunnel number of the MPLS-TP LSP.

Values 1 to 61440

isp-name

Specifies name of the MPLS-TP LSP, up to 32 characters.

Platforms

7450 ESS, 7750 SR, 7750 SR-a, 7750 SR-e, 7750 SR-s, 7950 XRS

10.39 force-partner-down

force-partner-down

Syntax

force-partner-down

Context

[\[Tree\]](#) (tools>perform>router>dhcp6>server>failover force-partner-down)

[\[Tree\]](#) (tools>perform>router>dhcp>server>failover force-partner-down)

[\[Tree\]](#) (tools>perform>router>dhcp6>server>pool>failover force-partner-down)

[\[Tree\]](#) (tools>perform>router>dhcp>server>pool>failover force-partner-down)

Full Context

tools perform router dhcp6 local-dhcp-server failover force-partner-down

tools perform router dhcp local-dhcp-server failover force-partner-down

tools perform router dhcp6 local-dhcp-server pool failover force-partner-down

tools perform router dhcp local-dhcp-server pool failover force-partner-down

Description

This command forces a DHCP server to transition from the COMMUNICATIONS-INTERRUPTED state to the PARTNER-DOWN state.

It is important to note that this command should only be used if the remote DHCP server is out of service, else duplicate address allocations could occur.

In case of a communication failure between two redundant DHCP servers, the DHCP server transitions to the COMMUNICATIONS-INTERRUPTED state. In this state, the DHCP server allocates IP addresses for new leases from the local and address-driven address-ranges only. This prevents duplicate address allocations.

If during the partner-down-delay time, the communication with the remote DHCP server is not restored, then the DHCP server transitions to the PARTNER-DOWN state. In this state, the DHCP server also allocates IP addresses for new leases from the remote ranges. A DHCP server should only reach this state when the remote DHCP server is out of service, else IP address conflicts can occur.

Platforms

7450 ESS, 7750 SR, 7750 SR-a, 7750 SR-e, 7750 SR-s, VSR

10.40 force-switch-path

force-switch-path

Syntax

```
force-switch-path [lsp lsp-name] [path path-name]
```

```
no force-switch-path lsp lsp-name
```

Context

[\[Tree\]](#) (tools>perform>router>mpls force-switch-path)

Full Context

```
tools perform router mpls force-switch-path
```

Description

Use this command to move from a standby path to any other standby path regardless of priority.

The **no** form of the command reverts to priority path.

Parameters

lsp-name

Specifies an existing LSP name, up to 64 characters in length.

path-name

Specifies the path name to which to move the specified LSP.

Platforms

All

10.41 force-switchover

force-switchover

Syntax

```
force-switchover tunnel-group local-group-id [ now] [to {master | standby}]
```

Context

[\[Tree\]](#) (tools>perform>redundancy>multi-chassis>mc-ipsec force-switchover)

Full Context

tools perform redundancy multi-chassis mc-ipsec force-switchover

Description

This command manually switches over the 7750 SR mc-ipsec mastership of specified tunnel-group.

Parameters

local-group-id

Specifies the local tunnel-group id configured in the **config>redundancy>multi-chassis>peer>mc-ipsec** context.

now

This optional parameter removes the prompt of confirmation.

to {master | standby}

specifies the desired mastership state to be achieved following a forced switch between this tunnel group and its redundant peer. If the target state matches the current state when the switch is attempted, then no switch will occur.

Platforms

7450 ESS, 7750 SR, 7750 SR-e, 7750 SR-s, VSR

10.42 force-uplink-switch

force-uplink-switch

Syntax

```
force-uplink-switch client-port-id
```


Context

[\[Tree\]](#) (tools>perform>satellite force-uplink-switch)

Full Context

tools perform satellite force-uplink-switch

Description

This command forces traffic associated with the specified satellite client port to be switched away from the current uplink depending on which uplink is currently active.

Parameters

client-port-id

Specifies the satellite client port associated with the port mapping, in the format **esat- id/ slot/port force**.

Platforms

7450 ESS, 7750 SR, 7750 SR-a, 7750 SR-e, 7750 SR-s, 7950 XRS

10.43 forced-single-sfm-overload

forced-single-sfm-overload

Syntax

[no] forced-single-sfm-overload

Context

[\[Tree\]](#) (tools>perform>redundancy forced-single-sfm-overload)

Full Context

tools perform redundancy forced-single-sfm-overload

Description

This command forces the single-sfm-overload state on or off.

Platforms

7450 ESS, 7750 SR-1, 7750 SR-7/12/12e, 7750 SR-a, 7750 SR-e, 7750 SR-2s, 7750 SR-7s, 7750 SR-14s, 7950 XRS, VSR

10.44 forcerenew

forcerenew

Syntax

```
forcerenew svc-id service-id {ip ip-address[/mask] | mac ieee-address}
```

```
forcerenew {interface interface-name | sap sap-id | sdp sdp-id:vc-id} [ip ip-address[/mask] | mac ieee-address]
```

Context

[\[Tree\]](#) (tools>perform>subscr-mgmt forcerenew)

Full Context

```
tools perform subscriber-mgmt forcerenew
```

Description

This command forces the renewal of lease state and only applies to the 7450 ESS and 7750 SR.

In cases where the IPoE hosts resides in a private retail subnet VPRN, the MAC address must be used for the **tools>perform>subscriber-mgmt>forcerenew** command instead of the IP address.

Parameters

service-id

Forces renewal of the lease state for the specified service ID.

Values 1 to 2147483647

sap-id

Forces renewal of the lease state for the specified SAP.

ip-address

Forces renewal of the lease state for the specified IP address.

ieee-address

Forces renewal of the lease state for the specified MAC address.

interface-name

Forces renewal of the lease state for the specified interface name.

Platforms

7450 ESS, 7750 SR, 7750 SR-a, 7750 SR-e, 7750 SR-s, VSR

10.45 forwarding

forwarding

Syntax

forwarding [*sub-domain sub-domain*] [**bsl** *bsl*] [**neighbor-prefix** *ip-address*] [**si** *si*]

Context

[\[Tree\]](#) (show>router>bier forwarding)

Full Context

show router bier forwarding

Description

This command shows the BIER forwarding table.

Parameters

sub-domain

Specifies a sub-domain.

Values 0 to 255

bsl

Specifies a bit string length.

Values 256 to 1024

ip-address

Specifies a neighbor-prefix in IP address format.

si

Specifies an SI.

Values 0 to 16

Platforms

All

Output

The following is an example of a BIER forwarding configuration. [Table 157: BIER Forwarding Fields](#) provides BIER forwarding field descriptions.

Sample Output

```
*A:Dut-A# show router bier forwarding sub-domain 0
=====
Neighbor
  Nexthop
  Interface
  [SI]: Label
  Forwarding Bit Mask
  BFR-ID : Prefix
```

```
=====
BIER Forwarding Database Sub-Domain 0 BSL 256
=====
10.20.1.2
 10.180.1.2
 ip-10.180.1.1
 [0]: 1048556
      0x0000000000000000000000000000000000000000000000000000000000000000
      2 : 10.20.1.2
      3 : 10.20.1.3
      5 : 10.20.1.5
      6 : 10.20.1.6
=====
Total (Sub-Domain 0): 1
=====
Total BIER Forwarding entries : 1
=====
*A:Dut-A#
```

Table 157: BIER Forwarding Fields

Label	Description
Neighbor	The neighbor IP address
Nexthop	The next-hop IP address
Interface	The egress interface name for the programmed tunnel
[SI]:Label	The SI and label. The BitString and the SI together determine the set of BFERs to which a given packet will be delivered. The label is the egress transport label used for the given SI/SD.
Forwarding Bit Mask	The BitString forwarding mask
BFR-ID: Prefix	The BFR ID and the prefix reachable through this SD/SI/BFR-ID

10.46 forwarding-policies

forwarding-policies

Syntax

forwarding-policies

Context

[\[Tree\]](#) (clear>router>mpls forwarding-policies)

Full Context

clear router mpls forwarding-policies

Description

This command resets or clears statistics for forwarding policies.

Platforms

All

forwarding-policies

Syntax

forwarding-policies

Context

[\[Tree\]](#) (show>router>mpls forwarding-policies)

Full Context

show router mpls forwarding-policies

Description

Commands in this context display forwarding policies.

Platforms

All

forwarding-policies

Syntax

forwarding-policies

Context

[\[Tree\]](#) (monitor>router>mpls forwarding-policies)

Full Context

monitor router mpls forwarding-policies

Description

This command monitors statistics for MPLS forwarding policies.

Platforms

All

10.47 forwarding-policy

forwarding-policy

Syntax

forwarding-policy [*policy*] [**detail**]

Context

[\[Tree\]](#) (show>router>mpls>forwarding-policies forwarding-policy)

Full Context

show router mpls forwarding-policies forwarding-policy

Description

This command displays the MPLS forwarding policy information.

Parameters

policy

Specifies the policy name.

detail

Specifies detailed information.

Platforms

All

Output

[Table 158: MPLS Forward-policy Output Fields](#) describes MPLS forward-policy output fields.

Table 158: MPLS Forward-policy Output Fields

Label	Description
Policy Name	Specifies the MPLS forwarding policy name.
Binding Label	Specifies the binding label number.
Admin	Specifies the administrative state (up down).
OperState	Specifies the operational state (up down).
No. of Forwarding Policies	Specifies the number of forwarding policies.
Type	Specifies the type.

Label	Description
Binding Label	Specifies the binding label number.
Last Change	Specifies the date and time of the last change.

Sample Output

```
A*A:Dut-B>config>router>mpls# /show router mpls forwarding-policies forwarding-
policy
=====
MPLS Forwarding Policy
=====
Policy Name                               Binding Label      Admin   Oper
-----
smallername!poll                          0                 Down   Down
policy1-32chars-policy1-32chars           33                Up     Down
fwdpolicyName!!ThisNameIs32chars         111               Up     Down
-----
No. of Forwarding Policies: 3
=====
*A:Dut-B>show>router>mpls# forwarding-policies forwarding-policy detail
=====
Forwarding Policy Status (Detail)
=====
Type : Label
-----
Policy Name      : smallername!poll
Admin State     : Down           Oper State      : Down
Binding Label   : 0             Preference      : 2
Binding Label   : 0
Last Change     : 03/28/2018 23:52:45
Ingress Stats   : Disabled
-----
Type : Label
-----
Policy Name      : policy1-32chars-policy1-32chars
Admin State     : Up             Oper State      : Down
Binding Label   : 33            Preference      : 254
Binding Label   : 33
Last Change     : 03/28/2018 23:57:33
Ingress Stats   : Disabled

Next-hop Group  : 20
Admin State     : Up             Oper State      : Down
Resolution Type : direct
Last Change     : 03/28/2018 23:57:32

Primary
Oper State     : Down           NH Addr        : 2.2.2.2
Last Change    : 03/28/2018 23:57:32
Backup
Oper State     : Down           NH Addr        : 3.3.3.3
Last Change    : 03/28/2018 23:57:32
=====
```

forwarding-policy

Syntax

forwarding-policy *name* **egress-stats**

Context

[\[Tree\]](#) (clear>router>mpls>forwarding-policies forwarding-policy)

Full Context

clear router mpls forwarding-policies forwarding-policy

Description

This command clears the egress statistics of the specified forwarding policy instance.

Parameters

name

Specifies the forwarding policy name up to 64 characters.

egress-stats

Clears the egress statistics of the specified forwarding policy.

Platforms

All

forwarding-policy

Syntax

forwarding-policy *plcy* **egress-stats** [*interval seconds*] [*repeat repeat*] [{*absolute* | *rate*}]

Context

[\[Tree\]](#) (monitor>router>mpls>forwarding-policies forwarding-policy)

Full Context

monitor router mpls forwarding-policies forwarding-policy

Description

This command clears the egress statistics of the specified forwarding policy instance.

Parameters

plcy

Specifies the forwarding policy up to 64 characters.

egress-stats

Monitors the egress statistics of the specified forwarding policy.

seconds

Configures the interval for each display in seconds.

Values 3 to 60

repeat

Configures how many times the command is repeated.

Values 1 to 999

absolute

Displays the absolute statistics of the specified forwarding policy.

rate

Displays the rate statistics of the specified forwarding policy.

Platforms

All

10.48 forwarding-table

forwarding-table

Syntax

forwarding-table [*slot-number*]

Context

[\[Tree\]](#) (clear>router forwarding-table)

Full Context

clear router forwarding-table

Description

This command clears the route table on the specified IOM with the route table.
If the slot number is not specified, the command forces the route table to be recalculated.

Parameters

slot-number

Clears the specified IOM slot.

Values 1 to 10 (depending on chassis model)

Default all IOMs

Platforms

All

10.49 fp

fp

Syntax

fp

Context

[\[Tree\]](#) (show>card>virtual fp)

Full Context

show card virtual fp

Description

This command displays virtual FP information on the card.

Platforms

VSR

fp

Syntax

fp [*slot-number*[/*fp-number*]] [*path path-type*]

Context

[\[Tree\]](#) (show>mcast-management fp)

Full Context

show mcast-management fp

Description

This command displays multicast path management FP-related information.

Parameters

slot-number

Displays information for the specified card slot.

fp-number

Specifies an FP.

Values 1 to 8

path-type

Specifies the path type.

Values primary, secondary, blackhole

Platforms

7450 ESS, 7750 SR-1x-48D, 7750 SR-1x-92S, 7750 SR-7/12/12e, 7750 SR-s, 7950 XRS, VSR

Output

The following output displays an example of multicast management MDA information.

Sample Output

```
*A:PE# show mcast-management fp 5/1
=====
Fp 5/1
=====
S/F  Bw-policy                Type           In-use-Bw      Admin
-----
5/1  reduce-paths                Primary        3964 Kbps      up
      reduce-paths                Secondary       0 Kbps         up
      reduce-paths                Blackhole       0 Kbps         up
-----
*A:PE#
```

fp

Syntax

fp [*fp-number*]

Context

[\[Tree\]](#) (tools>dump>resource-usage>card fp)

Full Context

tools dump resource-usage card fp

Description

This command displays resource information for FPs.

Parameters

fp-number

Specifies an FP.

Values 1 to 8

Platforms

All

Output

The following output displays an example of FP card resource usage information.

Sample Output

```
# tools dump resource-usage card 1 fp 1
=====
Resource Usage Information for Card Slot #1 FP #1
=====
-----
Total  Allocated  Free
-----
...
Dynamic Policer Stats (in use by Egress) -
    Fast Depth Monitored Queues |    10000    25    9975
    Egress User Queues         |   253952    6   253946
    Egress User Policers       |   393215    1   393214
```

10.50 fp-resource-policy

fp-resource-policy

Syntax

fp-resource-policy [*fp-resource-policy-name*] [**association**]

fp-resource-policy [*fp-resource-policy-name*] [**detail**]

Context

[\[Tree\]](#) (show>qos fp-resource-policy)

Full Context

show qos fp-resource-policy

Description

This command displays the FP resource policies configured on the system.

Parameters

fp-resource-policy-name

Displays the FP resource policy name, up to 32 characters.

association

Displays the entities associated to the specified FP resource policy.

detail

Displays detailed FP resource policies information, including FP resource policy associations.

Platforms

7450 ESS, 7750 SR, 7750 SR-s, 7950 XRS

Output

The following output is an example of FP resource policy information.

Sample Output

```
A:PE# show qos fp-resources-policy
=====
FP Resource Policy Summary
=====
Policy Name          Description
-----
default             Default FP resource policy.
fp-res-policy-1
=====
A:PE#
A:PE# show qos fp-resources-policy fp-res-policy-1 associations
=====
FP Resource Policy
=====
Policy Name          : fp-res-policy-1
Description          : (Not Specified)
-----
Associations
-----
FP      : 1-1
FP      : 1-2
FP      : 1-3
FP      : 1-4
=====
A:PE#
A:PE# show qos fp-resources-policy fp-res-policy-1 detail
=====
FP Resource Policy
=====
Policy Name          : fp-res-policy-1
Description          : (Not Specified)
-----
Queues
-----
Ingress Percent of Total : 50.00
-----
Associations
-----
FP      : 1-1
FP      : 1-2
FP      : 1-3
FP      : 1-4
=====
A:PE#
```

10.51 fp-tunnel-table

fp-tunnel-table

Syntax

fp-tunnel-table *slot-number* [*ip-prefix/prefix-length*]

fp-tunnel-table *slot-number* [{**ipv4** | **ipv6**}]

Context

[Tree] (show>router fp-tunnel-table)

Full Context

show router fp-tunnel-table

Description

This command displays the IOM/IMM label, next-hop and outgoing interface information for BGP, LDP and RSVP tunnels used in any of the following applications:

- BGP shortcut (**config>router>bgp>next-hop-resolution>shortcut-tunnel**)
- IGP shortcut (**config>router>isis[ospf]>igp-shortcut**)
- IGP prefix resolved to an LDP LSP (**config>router>ldp-shortcut**)
- Static route resolved to a LDP or RSVP LSP
- VPRN auto-bind
- 6PE/6VPE.

Parameters

slot-number

Displays information for the specified slot.

Values 1 to 10

ip-prefix[/prefix-length]

Displays routes only matching the specified *ip-address* and length.

Values

ipv4-prefix:	a.b.c.d (host bits must be 0)
ipv4-prefix-length:	0 to 32
ipv6	ipv6-prefix[/pref*:
	x:x:x:x:x:x (eight 16-bit pieces)
	x:x:x:x:x:d.d.d.d
	x: [0 to FFFF]H
	d: [0 to 255]D
prefix-length:	1 to 128

ipv4

Displays the output to IPv4-based FP tunnel tables.

ipv6

Displays the output to IPv6-based FP tunnel tables.

Platforms

All

Output

The following output is an example of router FP tunnel information.

Sample Output

```
*A:Dut-B# show router fp-tunnel-table 1 10.20.1.3/32
=====
Tunnel Table Display

Legend:
B - FRR Backup
=====
Destination          NextHop          Intf/Tunnel      Protocol  Tunnel-ID
  Lbl
-----
10.20.1.3/32
  262137             10.2.1.3         1/1/3:1          LDP        -
10.20.1.3/32
  262133             10.2.1.3         1/1/3:1          RSVP        1
10.20.1.3/32
  18602              10.2.1.3         1/1/3:1          SR-ISIS-0  -
10.20.1.3/32
  19102              10.2.1.3         1/1/3:1          SR-OSPF-0  -
-----
Total Entries : 4
=====

*A:Dut-B#

*A:Dut-C# show router fp-tunnel-table 1
=====
Tunnel Table Display

Legend:
B - FRR Backup
=====
Destination          NextHop          Intf/Tunnel      Protocol  Tunnel-ID
  Lbl
-----
10.0.0.1/32
  20001              10.3.4.4         2/1/3:1          SR-ISIS-0  -
  20001/21005        10.2.3.2(B)      1/1/2
10.20.1.2/32
  21002              10.2.3.2         1/1/2            SR-ISIS-0  -
  21002/21005        10.3.4.4(B)      2/1/3:1
10.20.1.4/32
  21004              10.3.4.4         2/1/3:1          SR-ISIS-0  -
  21004/21005        10.2.3.2(B)      1/1/2
10.20.1.5/32
  21005              10.2.3.2         1/1/2            SR-ISIS-0  -
  21005              10.3.4.4(B)      2/1/3:1
```

```

-----
Total Entries : 4
-----
=====
*A:Dut-C#
-----
*A:Dut-C# show router fp-tunnel-table 1
-----
Tunnel Table Display

Legend:
B - FRR Backup
-----
Destination      NextHop          Intf/Tunnel      Protocol  Tunnel-ID
  Lbl
-----
10.1.3.1/32
   3              10.1.3.1         1/1/1            SR        -
10.2.3.2/32
   3              10.2.3.2         1/1/2:1          SR        -
10.3.5.5/32
   3              10.3.5.5         2/1/1            SR        -
10.2.3.2/32
   3              10.2.3.2         1/1/2:2          SR        -
10.20.1.1/32
  21011          10.1.3.1         1/1/1            SR-OSPF-0 -
  22011          10.2.3.2(B)     1/1/2:1          SR-OSPF-0 -
10.20.1.2/32
  22022          10.2.3.2         1/1/2:2          SR-OSPF-0 -
  24022/25044    10.3.5.5(B)     2/1/1            SR-OSPF-0 -
10.20.1.4/32
  25044          10.3.5.5         2/1/1            SR-OSPF-0 -
  22044          10.2.3.2         1/1/2:2          SR-OSPF-0 -
10.20.1.5/32
  25055          10.3.5.5         2/1/1            SR-OSPF-0 -
  24055/22044    10.2.3.2(B)     1/1/2:2          SR-OSPF-0 -
10.20.1.6/32
  25066          10.3.5.5         2/1/1            SR-OSPF-0 -
  24066/22044    10.2.3.2(B)     1/1/2:2          SR-OSPF-0 -
-----
Total Entries : 9
-----
=====
*A:Dut-C#
-----
*A:Dut-F# show router fp-tunnel-table 1
-----
Tunnel Table Display

Legend:
B - FRR Backup
-----
Destination      NextHop          Intf/Tunnel      Protocol  Tunnel-ID
  Lbl
-----
10.0.11.1/32
  30004          10.0.26.2        1/1/3:1          SR-OSPF-0 -
  40004          10.0.36.3(B)     1/1/4:1          SR-OSPF-0 -
10.0.22.2/32
  30005          10.0.26.2        1/1/3:1          SR-OSPF-0 -
  20005/40004    10.0.36.3(B)     1/1/4:1          SR-OSPF-0 -
10.0.26.2/32
   3              10.0.26.2        1/1/3:1          SR        -
  50011/60001    10.0.56.5(B)     1/1/2:1          SR        -
10.0.26.2/32
-----

```


3	10.0.26.2	1/1/3:1		
20005/40004	10.0.36.3(B)	1/1/4:1		
10.0.33.3/32			SR-OSPF-0	-
40000	10.0.36.3	1/1/4:1		
30998	10.0.26.2(B)	1/1/3:1		
10.0.36.3/32			SR	-
3	10.0.36.3	1/1/4:1		
10.0.44.4/32			SR-OSPF-0	-
30001	10.0.26.2	1/1/3:1		
60001	10.0.56.5(B)	1/1/2:1		
10.0.55.5/32			SR-OSPF-0	-
60002	10.0.56.5	1/1/2:1		
30995	10.0.26.2(B)	1/1/3:1		
10.0.56.5/32			SR	-
3	10.0.56.5	1/1/2:1		
10.20.1.1/32			SR-OSPF-0	-
30010	10.0.26.2	1/1/3:1		
40010	10.0.36.3(B)	1/1/4:1		
10.20.1.2/32			SR-OSPF-0	-
30011	10.0.26.2	1/1/3:1		
50011/60001	10.0.56.5(B)	1/1/2:1		
10.20.1.3/32			SR-OSPF-0	-
40006	10.0.36.3	1/1/4:1		
20006/30004	10.0.26.2(B)	1/1/3:1		
10.20.1.4/32			SR-OSPF-0	-
30007	10.0.26.2	1/1/3:1		
60007	10.0.56.5(B)	1/1/2:1		
10.20.1.5/32			SR-OSPF-0	-
60008	10.0.56.5	1/1/2:1		
50008/30001	10.0.26.2(B)	1/1/3:1		

 Total Entries : 14

=====
 *A:Dut-F#

*A:Dut-C# show router fp-tunnel-table 1 10.20.1.5/32

=====
 Tunnel Table Display

Legend:
 B - FRR Backup

Destination Lbl	NextHop	Intf/Tunnel	Protocol	Tunnel-ID
10.20.1.5/32			LDP	-
262135	10.10.5.5	2/1/1		
3	10.20.1.5(B)	SR		
10.20.1.5/32			SR-ISIS-0	-
474390	10.10.5.5	2/1/1		
474390/474389	10.10.12.2(B)	lag-1		

 Total Entries : 2

=====
 *A:Dut-C>config>router>ospf3# show router fp-tunnel-table 1 ipv6

=====
 IPv6 Tunnel Table Display

Legend:
 B - FRR Backup

Destination	Protocol	Tunnel-ID
-------------	----------	-----------

Lbl	NextHop	Intf/Tunnel
3ffe::100:b01/128	SR-OSPF3-0	-
20004		
fe80::200:ff:fe00:1-"DUTC_TO_DUTA.1.0"		1/1/1:1
30004/70005		
fe80::200:ff:fe00:6-"DUTC_TO_DUTF.1.0" (B)		2/1/2:1
3ffe::100:1602/128	SR-OSPF3-0	-
20005		
fe80::200:ff:fe00:1-"DUTC_TO_DUTA.1.0"		1/1/1:1
70005		
fe80::200:ff:fe00:6-"DUTC_TO_DUTF.1.0" (B)		2/1/2:1
3ffe::100:2c04/128	SR-OSPF3-0	-
20001		
fe80::200:ff:fe00:1-"DUTC_TO_DUTA.1.0"		1/1/1:1
70001		
fe80::200:ff:fe00:6-"DUTC_TO_DUTF.1.0" (B)		2/1/2:1
3ffe::100:3705/128	SR-OSPF3-0	-
70002		
fe80::200:ff:fe00:6-"DUTC_TO_DUTF.1.0"		2/1/2:1
30002/20005		
fe80::200:ff:fe00:1-"DUTC_TO_DUTA.1.0" (B)		1/1/1:1
3ffe::100:4206/128	SR-OSPF3-0	-
70003		
fe80::200:ff:fe00:6-"DUTC_TO_DUTF.1.0"		2/1/2:1
30003/20005		
fe80::200:ff:fe00:1-"DUTC_TO_DUTA.1.0" (B)		1/1/1:1
3ffe::a14:101/128	SR-OSPF3-0	-
20010		
fe80::200:ff:fe00:1-"DUTC_TO_DUTA.1.0"		1/1/1:1
30010/70005		
fe80::200:ff:fe00:6-"DUTC_TO_DUTF.1.0" (B)		2/1/2:1
3ffe::a14:102/128	SR-OSPF3-0	-
20011		
fe80::200:ff:fe00:1-"DUTC_TO_DUTA.1.0"		1/1/1:1
70011		
fe80::200:ff:fe00:6-"DUTC_TO_DUTF.1.0" (B)		2/1/2:1
3ffe::a14:104/128	SR-OSPF3-0	-
20007		
fe80::200:ff:fe00:1-"DUTC_TO_DUTA.1.0"		1/1/1:1
70007		
fe80::200:ff:fe00:6-"DUTC_TO_DUTF.1.0" (B)		2/1/2:1
3ffe::a14:105/128	SR-OSPF3-0	-
70008		
fe80::200:ff:fe00:6-"DUTC_TO_DUTF.1.0"		2/1/2:1
30008/20005		
fe80::200:ff:fe00:1-"DUTC_TO_DUTA.1.0" (B)		1/1/1:1
3ffe::a14:106/128	SR-OSPF3-0	-
70009		
fe80::200:ff:fe00:6-"DUTC_TO_DUTF.1.0"		2/1/2:1
30009/20005		
fe80::200:ff:fe00:1-"DUTC_TO_DUTA.1.0" (B)		1/1/1:1
fe80::200:ff:fe00:1-"DUTC_TO_DUTA.1.0"/128	SR	524325
3		
fe80::200:ff:fe00:1-"DUTC_TO_DUTA.1.0"		1/1/1:1
30004/70005		
fe80::200:ff:fe00:6-"DUTC_TO_DUTF.1.0" (B)		2/1/2:1
fe80::200:ff:fe00:6-"DUTC_TO_DUTF.1.0"/128	SR	524326
3		
fe80::200:ff:fe00:6-"DUTC_TO_DUTF.1.0"		2/1/2:1
30003/20005		
fe80::200:ff:fe00:1-"DUTC_TO_DUTA.1.0" (B)		1/1/1:1

Total Entries : 12

A:Dut-C# show router fp-tunnel-table 1 ipv6

IPv6 Tunnel Table Display

Legend:
 B - FRR Backup

Destination Lbl NextHop	Protocol	Tunnel-ID Intf/Tunnel
3ffe::a14:101/128 524286 fe80::21-"ip-3FFE::A0A:203"	LDP	- 1/1/1
3ffe::a14:101/128 424488 fe80::21-"ip-3FFE::A0A:203"	SR-ISIS-0	- 1/1/1
3ffe::a14:102/128 524286 fe80::122-"ip-3FFE::A0A:C03"	LDP	- lag-1
3ffe::a14:102/128 439489 fe80::122-"ip-3FFE::A0A:C03"	SR-ISIS-0	- lag-1
3ffe::a14:104/128 524284 fe80::114-"ip-3FFE::A0A:B03"	LDP	- 2/1/2
3ffe::a14:104/128 469491 fe80::114-"ip-3FFE::A0A:B03"	SR-ISIS-0	- 2/1/2
3ffe::a14:105/128 524286 fe80::55-"ip-3FFE::A0A:503"	LDP	- 2/1/1
3ffe::a14:105/128 484492 fe80::55-"ip-3FFE::A0A:503"	SR-ISIS-0	- 2/1/1
3ffe::a14:106/128 524269 fe80::114-"ip-3FFE::A0A:B03"	LDP	- 2/1/2
3ffe::a14:106/128 469493 fe80::114-"ip-3FFE::A0A:B03"	SR-ISIS-0	- 2/1/2
3ffe::a14:106/128 424493 3ffe::a14:101	SR-TE	655362 SR
3ffe::a14:106/128 424493 3ffe::a14:101	SR-TE	655363 SR
fe80::21-"ip-3FFE::A0A:203"/128 3 fe80::21-"ip-3FFE::A0A:203"	SR	524289 1/1/1
fe80::21-"ip-3FFE::A0A:203"/128 3 fe80::21-"ip-3FFE::A0A:203"	SR	524290 1/1/1
fe80::32-"ip-3FFE::A0A:303"/128 3 fe80::32-"ip-3FFE::A0A:303"	SR	524293 1/1/1
fe80::32-"ip-3FFE::A0A:303"/128 3	SR	524294 1/1/2

```

    fe80::32-"ip-3FFE::A0A:303"                1/1/2
fe80::55-"ip-3FFE::A0A:503"/128              SR          524300
 3
    fe80::55-"ip-3FFE::A0A:503"                2/1/1
fe80::55-"ip-3FFE::A0A:503"/128              SR          524301
 3
    fe80::55-"ip-3FFE::A0A:503"                2/1/1
fe80::114-"ip-3FFE::A0A:B03"/128            SR          524295
 3
    fe80::114-"ip-3FFE::A0A:B03"                2/1/2
fe80::114-"ip-3FFE::A0A:B03"/128            SR          524296
 3
    fe80::114-"ip-3FFE::A0A:B03"                2/1/2
fe80::122-"ip-3FFE::A0A:C03"/128            SR          524291
 3
    fe80::122-"ip-3FFE::A0A:C03"                lag-1
fe80::122-"ip-3FFE::A0A:C03"/128            SR          524292
 3
    fe80::122-"ip-3FFE::A0A:C03"                lag-1
-----
Total Entries : 22
-----
=====
A:Dut-C# show router fp-tunnel-table 3 3ffe::a14:101/128
=====
IPv6 Tunnel Table Display
Legend:
B - FRR Backup
=====
Destination                                Protocol      Tunnel-ID
  Lbl
  NextHop                                    Intf/Tunnel
-----
3ffe::a14:101/128                          LDP          -
 524286
    fe80::21-"ip-3FFE::A0A:203"                1/1/1
3ffe::a14:101/128                          SR-ISIS-0    -
 424488
    fe80::21-"ip-3FFE::A0A:203"                1/1/1
-----
Total Entries : 2
-----
=====

```

10.52 frag-stats

frag-stats

Syntax

frag-stats

Context

[\[Tree\]](#) (show>service>nat>map frag-stats)

Full Context

show service nat map frag-stats

Description

This command displays NAT MAP fragmentation information.

Platforms

VSR

Output

The following is sample output for this command, and [Table 159: Map Frag-Stats Output Fields](#) describes the fields.

Sample Output

```
*A:Dut-D>show>service>nat>map# show service nat map frag-stats
=====
NAT MAP fragmentation statistics
=====
Rx Resolved Packets                : 0
Rx Unresolved Packets              : 0
Tx Frags                           : 0
Dropped Frags                     : 0
Created Flows                      : 0
Flow Collisions                   : 0
Exceeded Max Flows                 : 0
Exceeded Max Timeouts              : 0
Exceeded Max Buffers               : 0
Exceeded Max Buffers Per Flow      : 0
In-Use Flows %                    : 0
Max Flows %                        : 0
In-Use Buffers %                  : 0
Max Buffers %                     : 0
=====
```

Table 159: Map Frag-Stats Output Fields

Label	Description
Rx Resolved Packets	Specifies fragments that were resolved and never buffered. This includes: <ul style="list-style-type: none"> first fragments (MF=1, FO=0), which are always resolved by definition non-first fragments that have matching flow records
Rx Unresolved Packets	Specifies the number of packets that were queued in the system since the last clear command was invoked. For example, out-of-order fragments without a matching flow record (missing the first fragment). These packets can be eventually resolved and forwarded, or discarded (for example, as a result of timeout).
Tx Frags	Specifies the fragments that were transmitted (Rx Resolved and Rx Unresolved that were eventually resolved) out of the

Label	Description
	fragmentation logic within the VSR. There is no guarantee that these fragments will be transmitted out of the system as they may be dropped on egress due to congestion or restrictions imposed by the configured filter.
Dropped Frags	Specifies the dropped fragments due to some fragmentation issue (timeout, buffer full).
Created Flows	<p>A cumulative counter that represents the total number of flow records since the last clear command was invoked. It only counts the first fragment and roughly represents the amount of fragmented packets that were processed by the system since the last clear command.</p> <p>The counter does not provide any indication about the number of flows (packets whose fragments were transmitted fully) that were actually transmitted.</p>
Flow Collisions	Represents the number of overlapping first fragments. For example, when a flow record already exists and another first fragment for this flow is received.
Exceeded Max Flows	Specifies the number of occurrences when the number of flows in the system exceeded its maximum supported value.
Exceeded Max Timeouts	<p>Specifies the number of fragments that have timed out (since the last clear command):</p> <ul style="list-style-type: none"> • Rx unresolved (buffered) fragments that have timed out, due to a missing first fragment • deleted flow-records because they have not received all fragments within the timeout period
Exceeded Max Buffers	Specifies the number of occurrences when the number of buffers in the system exceeded its maximum supported value.
Exceeded Max Timeouts	<p>Specifies the number of fragments that have timed out (since the last clear command):</p> <ul style="list-style-type: none"> • Rx unresolved (buffered) fragments that have timed out, due to a missing 1st fragment • deleted flow-records because they have not received all fragments within the timeout period
Exceeded Max Buffers	Specifies the number of occurrences when the number of buffers in the system exceeded its maximum supported value.
Exceeded Max Buffers Per Flow	Specifies the number of occurrences when a fragment count per flow has exceeded its limit.
In-Use Flows	An approximation of the number of flow records that are currently in use. The counter provides an estimate, expressed

Label	Description
	in percent, of the number of fragmented packets that were being processed at the time the counter was invoked.
Max Flows	Specifies the amount of time in seconds that the system will remain in a hold down state before being used again.
In-Use Buffers	Represents the amount of buffered fragments, expressed in percent of the maximum buffer space, that can be used for fragmentation.
Max Buffers	A non-cumulative counter that represents the maximum number of buffers allocated since the last clear command. The counter captures the highest value of the buffers-in-use counter since the last clear command. The counter shows the percentage of the total buffer space that can be used by fragmentation.

10.53 frame-relay

frame-relay

Syntax

frame-relay *port-id*

Context

[\[Tree\]](#) (tools>dump frame-relay)

Full Context

tools dump frame-relay

Description

This command displays frame-relay information.

Parameters

port-id

Specifies the physical port ID.

port-id *slot/mda/port [.channel]*

bundle-id *bundle-type-slot/mda.bundle-num*

bundle keyword

type fr

	bundle-num	1 to 336
eth-sat-id	<i>esat-id/slot/port</i>	
	esat	keyword
	<i>id</i>	1 to 20
pxc-id	<i>pxc-id.sub-port</i>	
	pxc	keyword
	<i>id</i>	1 to 64
	<i>sub-port</i>	a, b

Platforms

7450 ESS, 7750 SR, 7750 SR-a, 7750 SR-e, 7750 SR-s, 7950 XRS

Output

The following output is an example of frame relay information.

Sample Output

```
tools dump frame-relay bundle-fr-1/1.1

MLFR info for bundle-fr-1/1.1:
  expectedBundleIdStr : "7750-bundle-fr-1/1.1"
  bundleId            : 1
  active/configured   : 4/4
  adminEnabled        : 1
  ddDebDownCnt        : 10
  ddMaxForBundle      : 0
  fwdId               : 0
  linkDebugMask       : 0

----- Member Information -----

1/1/1.1.1.1          PortId = 0x22208056
  Internal ID         : bundle 1, link 1
  Link protocol state : Up
  Diff delay state    : Yellow
  ddRedCnt            : 0
  ddYellowCnt         : 11
  Smoothed diff delay : 20 ms.
  Historical RTT       : 22788, 22756, 22752 us.
  Rx LinkId           : "1/1/1.1.1.1"
  WARNING              : dbgDelay=20 ms
  LIP CTL Messages    : Tx: 136      Rx: 135
  Hello Messages      : Tx: 121      Rx: 12
  Hello Ack Messages  : Tx: 12       Rx: 121
  AddLink Messages    : Tx: 2       Rx: 1
  AddLinkAck Messages : Tx: 1       Rx: 1
  AddLinkRej Messages : Tx: 0       Rx: 0

1/1/1.1.2.1          PortId = 0x22208077
  Internal ID         : bundle 1, link 2
  Link protocol state : Up
  Diff delay state    : OK
  Smoothed diff delay : 0 ms.
```



```

Historical RTT      : 2271, 2304, 2309 us.
Rx LinkId          : "1/1/1.1.2.1"
LIP CTL Messages   : Tx: 136      Rx: 135
Hello Messages     : Tx: 121      Rx: 12
Hello Ack Messages : Tx: 12       Rx: 121
AddLink Messages   : Tx: 2        Rx: 1
AddLinkAck Messages : Tx: 1       Rx: 1
AddLinkRej Messages : Tx: 0       Rx: 0
1/1/1.1.3.1        PortId = 0x22208098
Internal ID        : bundle 1, link 4
Link protocol state : Up
Diff delay state   : OK
Smoothed diff delay : 0 ms.
Historical RTT     : 2218, 2223, 2359 us.
Rx LinkId          : "1/1/1.1.3.1"
LIP CTL Messages   : Tx: 14       Rx: 13
Hello Messages     : Tx: 8        Rx: 1
Hello Ack Messages : Tx: 1       Rx: 8
AddLink Messages   : Tx: 3       Rx: 1
AddLinkAck Messages : Tx: 1     Rx: 2
AddLinkRej Messages : Tx: 0     Rx: 0
1/1/1.1.4.1        PortId = 0x222080b9
Internal ID        : bundle 1, link 3
Link protocol state : Up
Diff delay state   : OK
Smoothed diff delay : 0 ms.
Historical RTT     : 2248, 2242, 2309 us.
Rx LinkId          : "1/1/1.1.4.1"
LIP CTL Messages   : Tx: 14       Rx: 13
Hello Messages     : Tx: 8        Rx: 1
Hello Ack Messages : Tx: 1       Rx: 8
AddLink Messages   : Tx: 3       Rx: 1
AddLinkAck Messages : Tx: 1     Rx: 2
AddLinkRej Messages : Tx: 0     Rx: 0
  
```

frame-relay

Syntax

frame-relay [detail]

Context

[Tree] (show>multilink-bundle>mlfr frame-relay)

Full Context

show multilink-bundle mlfr frame-relay

Description

This command displays frame-relay group data.

Parameters

detail

Displays detailed information.

Platforms

7450 ESS, 7750 SR-7/12/12e

frame-relay

Syntax

frame-relay [**detail**]

Context

[\[Tree\]](#) (show>port frame-relay)

Full Context

show port frame-relay

Description

This command displays frame-relay port information.

Parameters

detail

Displays detailed information.

Platforms

7450 ESS, 7750 SR, 7750 SR-a, 7750 SR-e, 7750 SR-s, 7950 XRS

10.54 free-addresses

free-addresses

Syntax

free-addresses *ip-address*[/*mask*]

free-addresses summary [**subnet** *ip-address*[/ *mask*]

free-addresses pool *pool-name*

Context

[\[Tree\]](#) (show>router>dhcp>local-dhcp-server free-addresses)

Full Context

show router dhcp local-dhcp-server free-addresses

Description

This command displays the free addresses in a subnet.

Parameters

pool-name

Specifies a DHCP pool name on the router.

subnet

Specifies a subnet of IP addresses that are served from the pool.

summary

Displays summary output of the free addresses.

Platforms

7450 ESS, 7750 SR, 7750 SR-a, 7750 SR-e, 7750 SR-s, VSR

Output

The following output is an example of free address information

Sample Output

```
*A:ALA-48>show>router>dhcp>local-dhcp-server# free addresses pool test subnet 10.0.0.0/24
=====
Free addresses in subnet 10.0.0.0/24
=====
IP Address
-----
No. of free addresses: 0
=====
*A:ALA-48>show>router>dhcp>local-dhcp-server#
```

[Table 160: Free Addresses Field Descriptions](#) describes free addresses pool command output fields.

Table 160: Free Addresses Field Descriptions

Field	Description
IP Address	The free IP addresses in the subnet
No of free addresses	The total number of free addresses in the subnet

10.55 ftn

ftn

Syntax

ftn [**endpoint** *endpoint* | **sender** *sender* | **nexthop** *nexthop* | **lsp-id** *lsp-id* | **tunnel-id** *tunnel-id* | **label** *start-label end-label*]

Context

[\[Tree\]](#) (tools>dump>router>mpls ftn)

Full Context

tools dump router mpls ftn

Description

This command dumps FEC-to-NHLFE (FTN) information for MPLS.

Parameters

endpoint

Specifies the endpoint or destination IP address.

Values a.b.c.d

sender

Specifies the sender IP address.

Values a.b.c.d

lsp-id

Specifies the LSP ID.

Values 0 to 65535

tunnel-id

Specifies the tunnel ID.

Values 0 to 65535

nexthop

Specifies the next hop IP address.

Values a.b.c.d

start-label

Specifies the start label value for the label range of the display.

Values 32 to 524287

end-label

Specifies the end label value for the label range of the display.

Values 32 to 524287

Platforms

All

10.56 fwd-path-ext

fwd-path-ext

Syntax

fwd-path-ext [**fpe** *fpe-id*]

fwd-path-ext **fpe** *fpe-id* **associations**

Context

[\[Tree\]](#) (show fwd-path-ext)

Full Context

show fwd-path-ext

Description

This command displays FPE information.

Parameters

fpe-id

Specifies the FPE ID.

Values 1 to 64

associations

Displays a list of current fwd path extensions to which the FPE is associated.

Platforms

All

Output

The following output is an example of show fwd-path-ext command information, and [Table 161: Output Fields: show fwd-path-ext](#) describes the output fields.

Sample Output

```
A:CPM148>config>fwd-path-ext>fpe$ show fwd-path-ext fpe
```

```
=====
```

```
FPE Info
```

```
=====
```

```
FPE Id      Path Application  Description
```

```
pxc/xc-a, xc-b
```

```
-----
```

```

1      pxc 1      pw-port      xyz
2      lag 1, lag 2 vxlan-term  abc
-----
Number of entries : 2
-----
SDP-Id Range: 1-100
=====
  
```

```

*A:CPM148>config>fwd-path-ext>fpe$ show fwd-path-ext fpe 1
=====
FPE Id: 2
=====
Description      : xyz
Path             : pxc 1
Pw Port         : Enabled      Oper: up
Vxlan Termination : Disabled
=====

*A:CPM148>config>fwd-path-ext>fpe$ show fwd-path-ext fpe 2
=====
FPE Id: 2
=====
Description      : abc
Path             : lag 1, lag 2
Pw Port         : Disabled
Vxlan Termination : Disabled      Oper: down & Can be down due to lag 1/2 being down, PXCs
within the lags being down
=====
  
```

```

*A:CPM148>config>fwd-path-ext>fpe$ show fwd-path-ext fpe 1 associations
=====
pw-port associations
=====
Epipe Svc Id    PW-Port-Id
=====
110
220
330
=====
Vxlan-termination associations
=====
None
=====

*A:CPM148>config>fwd-path-ext>fpe$ show fwd-path-ext fpe 2 associations
=====
pw-port associations
=====
None
=====
Vxlan-termination associations
=====
tunnel-termination
=====
10.1.1.1
10.2.1.1
2001:db8::10
2001:db8::20
=====
  
```

Table 161: Output Fields: show fwd-path-ext

Field	Description
FPE Id	Displays the configured ID of the FPE.
Path pxc/ xc-a, xc-b	Displays the path associated with this FPE. This can be a single PXC (pair of PXC sub-ports .a and .b), or it can be a LAG with PXC sub-ports as member ports. PXC based LAG is used for redundancy and increased throughput of the FPE. In case of a PXC based LAG, the path is referred to as xc-a and xc-b.
Application	Displays the application associated with this FPE. Based on the application type, the system will internally configure logic on underlying PXC (or PXC based LAG) necessary to accommodate the application.
Description	Displays the user-configurable string used to describe the use of the FPE.
SDP-id Range	Displays the configurable SDP-id range used for internal SDPs that are utilized by FPEs.
Path	Path associated with this FPE. This can be a single PXC (pair of PXC sub-ports .a and .b), or it can be a LAG with PXC sub-ports as member ports. PXC based LAG is used for redundancy and increased throughput of the FPE.
PW-Port	Displays the FPE that is used by PW-port application.
VXLAN-Termination	Displays the FPE that is used by Vxlan-Termination application.
Oper	Displays the status of the application.
EPIPE svc Id	Displays the Epipe service ID with which the PW-port is associated.
PW-Port Id	Displays the PW-port ID that is associated with the EPIPE.
Tunnel termination	Displays the IP addresses on which the VXLAN tunnel is terminated.

11 g Commands

11.1 gateway

gateway

Syntax

gateway *brg-id* *brg-ident*

Context

[Tree] (show>subscr-mgmt>vrgw>brg gateway)

Full Context

show subscriber-mgmt vrgw brg gateway

Description

This command displays all operational data related to the BRG.

Parameters

brg-ident

Specifies the BRG identifier, up to 32 characters.

Platforms

7450 ESS, 7750 SR, 7750 SR-a, 7750 SR-e, 7750 SR-s, VSR

Output

The following output is an example of subscriber management BRG gateway information.

Sample Output

```
Node# show subscriber-mgmt brg gateway brg-id "00:00:00:00:00:05"
=====
Bridged Residential Gateways
=====
Identifier                : 00:00:00:00:00:05
SLAAC prefix              : 3ffe:0:0:5::/64
Subnet                    : 21.0.0.1/24
Subnet start address     : 21.0.0.20
Subnet end address       : 21.0.0.40
DMZ address               : (Not Specified)
DNS 1 v4                  : (Not Specified)
DNS 1 v6                  : (Not Specified)
DNS 2 v4                  : (Not Specified)
DNS 2 v6                  : (Not Specified)
```



```

NBNS 1           : (Not Specified)
NBNS 2           : (Not Specified)
DHCP lease time  : 600
DHCP stream destination : (Not Specified)
IPv4 portal URL  : (Not Specified)
IPv6 portal URL  : (Not Specified)
BRG profile      : brg
Subscriber profile : subprof_mig_4
SLA profile      : (Not Specified)
UPnP policy override : (Not Specified)
DMZ address in use : no
Proxy authenticated : yes
Ingress IPv4 filter override : N/A
Egress IPv4 filter override : N/A
Ingress IPv6 filter override : N/A
Egress IPv6 filter override : N/A
No QoS overrides found.
No Filter rules received.
=====
  
```

gateway

Syntax

```

gateway brg-id brg-ident
gateway brg-id brg-ident idle-bindings [binding ieee-address]
gateway all-gateways
gateway brg-id brg-ident all-hosts
gateway brg-id brg-ident host ieee-address
  
```

Context

[\[Tree\]](#) (clear>subscr-mgmt>vrgw>brg gateway)

Full Context

```
clear subscriber-mgmt vrgw brg gateway
```

Description

This command clears BRG gateway data.

Parameters

brg-ident

Clears the specified BRG and all related hosts from the system.

idle-bindings

Clears a specific idle binding or all idle binding from the BRG. An idle binding is a DHCP lease that has not been expired but for which the host has been removed due to idle timeout.

ieee-address

Specifies the MAC address of the binding to remove.

all-gateways

Clears all BRGs and related hosts from the system.

all-hosts

Clears all hosts belonging to a specified BRG.

ieee-address

Clears a specific host belonging to a specified BRG.

Platforms

7450 ESS, 7750 SR, 7750 SR-a, 7750 SR-e, 7750 SR-s, VSR

gateway

Syntax

gateway name *name*

gateway [**name** *name*] **tunnel** [**private-address-type** *private-address-type*]

gateway [**service** *service-id*]

gateway tunnel [*ip-address:port*]

gateway name *name* **tunnel** *ip-address:port*

gateway name *name* **tunnel**

gateway [**name** *name*] **tunnel state** *state*

gateway [**name** *name*] **tunnel idi-value** *idi-prefix*

gateway tunnel count

gateway tunnel [**private-address-type** *private-address-type*]

Context

[\[Tree\]](#) (show>ipsec gateway)

Full Context

show ipsec gateway

Description

This command displays IPsec gateway information.

Parameters

name

Specifies an IPsec gateway name.

service-id

Specifies the service ID of the default security service used by the IPsec gateway.

Values 1 to 214748364 svc-name: Up to 64 characters maximum

ip-address:port

Displays the IP address and UDP port of the SAP IPsec gateway to the tunnel.

Values 0 to 65535

state

Specifies the state of the tunnel.

Values up, down

idi-prefix

Displays a string as an IDi prefix. With this parameter, the system lists all the peers with IDi that has specified prefixes.

count

Displays the number of IPsec gateway tunnels with the **ike-policy>authmethod** command set to **psk**.

Platforms

7450 ESS, 7750 SR, 7750 SR-e, 7750 SR-s, VSR

Output

The following is an example output of the **show ipsec gateway** command.

Sample Output

```
show ipsec gateway tunnel 10.2.2.100:500
=====
IPsec Remote Users Tunnel Detail
=====
IP Addr: 10.2.2.100:500, port: 500
-----
Service Id       : 300                Sap Id           : tunnel-1.public:100
Address          : 10.2.2.100:500
Private If       : priv
Private Address  : 10.20.20.50
Private Service  : 400                Template Id      : 1
Replay Window   : None               Bi Direction SA  : true
Host MDA         : 1/2
Match TrustAnchor: labroot
Last Oper Changed: 05/04/2016 17:36:20
IKE IDI Type     : derAsn1Dn
IKE IDI Value    : CN=Client-1
-----
Dynamic Keying Parameters
-----
Transform Id1    : 1                Transform Id2     : None
Transform Id3    : None            Transform Id4     : None
IPsec GW Name    : rw
Local GW Address : 172.16.100.1
Ike Policy Id    : 1                Ike Pol Auth     : cert
Pre Shared Key   : None
Cert Profile     : segw
Trust Anchor Prof: labroot
Selected Cert    : segw-1.cert
Selected Key     : segw-1.key
Send Chain Prof  : None
Local Id Type    : none
```

```
Client Database
  Name      : (Not Specified)
  Client ID  : None
Radius Acct Plcy : None
Radius Auth Plcy : None
TS-List     : <none>
Certificate Status Verify
-----
Primary      : crl                Secondary      : none
Default Result : good
DHCPC
-----
Admin State   : Up                Send Release   : true
Service       : 400
Gi-Address    : 10.20.20.1
Server1-Address : 10.9.9.9
DHCPCv4 Lease
-----
Private Address : 10.20.20.50
Acquired        : 2016/05/04 17:36:19 UTC
Renew           : 2016/05/04 18:06:19 UTC
Rebind         : 2016/05/04 18:28:49 UTC
Valid Lifetime
  End          : 2016/05/04 18:36:19 UTC
  Total        : 3600 seconds
  Remaining    : 3585 seconds
Server         : 10.9.9.9
-----
ISAKMP-SA
-----
State          : Up
Established    : 05/04/2016 17:36:20 Lifetime      : 86400
Expires       : 05/05/2016 17:36:20
ISAKMP Statistics
-----
Tx Packets    : 2                Rx Packets    : 2
Tx Errors     : 0                Rx Errors     : 0
Tx DPD        : 0                Rx DPD        : 0
Tx DPD ACK    : 0                Rx DPD ACK    : 0
DPD Timeouts  : 0                Rx DPD Errors : 0
-----
IPsec-SA : 1, Inbound (index 2)
-----
SPI           : 207232
Auth Algorithm : Sha1            Encr Algorithm : Aes128
Installed     : 05/04/2016 17:36:20 Lifetime      : 3600
Local Traffic Selectors:
10.9.9.9-10.9.9.9
  any protocol
Remote Traffic Selectors:
10.20.20.50-10.20.20.50
  any protocol
Aggregate Statistics
-----
Bytes Processed : 0                Packets Processed: 0
Crypto Errors   : 0                Replay Errors     : 0
SA Errors       : 0                Policy Errors     : 0
-----
IPsec-SA : 1, Outbound (index 1)
-----
SPI           : 3433111520
Auth Algorithm : Sha1            Encr Algorithm : Aes128
Installed     : 05/04/2016 17:36:20 Lifetime      : 3600
Local Traffic Selectors:
```

```

10.9.9.9-10.9.9.9
  any protocol
Remote Traffic Selectors:
10.20.20.50-10.20.20.50
  any protocol
Aggregate Statistics
-----
Bytes Processed   : 0                Packets Processed: 0
Crypto Errors     : 0                Replay Errors     : 0
SA Errors         : 0                Policy Errors     : 0
=====
Fragmentation Statistics
=====
Encapsulation Overhead      : 73
Pre-Encapsulation
  Fragmentation Count       : 0
  Last Fragmented Packet Size : 0
Post-Encapsulation
  Fragmentation Count       : 0
  Last Fragmented Packet Size : 0
=====

A:vsim-2# show ipsec gateway name "rw" tunnel 10.1.1.100
=====
IPsec Remote Users Tunnel Detail
=====
-----
IP Addr: 10.1.1.100, port: 500
-----
Service Id       : 300                Sap Id           : tunnel-1.public:100
Address          : 10.1.1.100
Private If       : priv
Private Address  : 10.20.20.50
Private Service  : 400                Template Id      : 1
Replay Window    : None              Bi Direction SA  : true
Host MDA         : 1/2
Match TrustAnchor: labroot
Last Oper Changed: 12/14/2016 22:17:05
IKE IDI Type     : derAsn1Dn
IKE IDI Value    : CN=Client-1
TS List          : <none>
Pre-Shared Key   : <none>
IKE Policy       : (Not Specified)
TCP MSS
  Public         : N/A
  Private        : 1200 octets
-----
Dynamic Keying Parameters
-----
Transform Id1    : 1                Transform Id2    : None
Transform Id3    : None             Transform Id4    : None
IPsec GW Name    : rw
Local GW Address : 172.16.100.1
Ike Policy Id    : 1                Ike Pol Auth     : cert
Cert Profile     : segw
Trust Anchor Prof: labroot
Selected Cert    : segw-1.cert
Selected Key     : segw-1.key
Send Chain Prof  : None
Local Id Type    : none
Client Database
  Client Index   : None
Radius Acct Plcy : None
Radius Auth Plcy : None
  
```

```

Certificate Status Verify
-----
Primary       : crl                Secondary      : none
Default Result : good

DHCP
-----
Admin State   : Up                Send Release   : true
Service      : 400
Gi-Address    : 10.20.20.1
Server1-Address : 10.9.9.9
DHCIPv4 Lease

-----
Private Address : 10.20.20.50
Acquired       : 2016/12/14 22:17:04 UTC
Renew         : 2016/12/14 22:47:04 UTC
Rebind       : 2016/12/14 23:09:34 UTC
Valid Lifetime
  End        : 2016/12/14 23:17:04 UTC
  Total     : 3600 seconds
  Remaining : 3580 seconds
Server      : 10.9.9.9
-----

ISAKMP-SA
-----
State       : Up
Established : 12/14/2016 22:17:04 Lifetime      : 86400
Expires    : 12/15/2016 22:17:04
ISAKMP Statistics
-----
Tx Packets  : 2                Rx Packets    : 2
Tx Errors   : 0                Rx Errors     : 0
Tx DPD      : 0                Rx DPD        : 0
Tx DPD ACK  : 0                Rx DPD ACK    : 0
DPD Timeouts : 0              Rx DPD Errors : 0
-----

IPsec-SA : 1, Inbound (index 2)
-----
SPI       : 322790
Auth Algorithm : Sha1          Encr Algorithm : Aes128
Installed  : 12/14/2016 22:17:05 Lifetime      : 3600
Local Traffic Selectors:
172.16.100.1-172.16.100.1
  any protocol
Remote Traffic Selectors:
10.20.20.50-10.20.20.50
  any protocol
Aggregate Statistics
-----
Bytes Processed : 0                Packets Processed: 0
Crypto Errors   : 0                Replay Errors     : 0
SA Errors       : 0                Policy Errors     : 0
-----

IPsec-SA : 1, Outbound (index 1)
-----
SPI       : 3462984686
Auth Algorithm : Sha1          Encr Algorithm : Aes128
Installed  : 12/14/2016 22:17:05 Lifetime      : 3600
Local Traffic Selectors:
172.16.100.1-172.16.100.1
  any protocol
Remote Traffic Selectors:
10.20.20.50-10.20.20.50
  any protocol
  
```

```

Aggregate Statistics
-----
Bytes Processed      : 0           Packets Processed: 0
Crypto Errors       : 0           Replay Errors     : 0
SA Errors           : 0           Policy Errors     : 0
=====
Fragmentation Statistics
=====
Encapsulation Overhead      : 73
Pre-Encapsulation
  Fragmentation Count       : 0
  Last Fragmented Packet Size : 0
Post-Encapsulation
  Fragmentation Count       : 0
  Last Fragmented Packet Size : 0
=====
=====

```

gateway

Syntax

gateway name name tunnel ip-address:port [statistics] [saved-key]

gateway name name tunnel ip-address:port [temp-mtu]

gateway name name [saved-key]

gateway name name tunnel ip-address:port [saved-key]

Context

[Tree] (clear>ipsec gateway)

Full Context

clear ipsec gateway

Description

This command clears dynamic IPsec tunnel states.

The system clears the statistics counter for the specified tunnel when the **statistics** parameter option is specified.

The system clears the saved IKE and ESP keys for the specified tunnel, or for all tunnels on the specified gateway if no tunnel is specified when the **saved-key** parameter option is specified.

The system removes the specified tunnel when the **statistics**, **saved-key**, or **temp-mtu** parameters are not specified.

Parameters

name

Specifies the name of the IPsec GW, up to 32 characters.

ip-address

Specifies the IP address and port of the remote peer.

Values	<code><ip-address></code>	<code>ip-address</code>	<code>a.b.c.d</code>
		<code>ipv6-address</code>	<code>x:x:x:x:x:x:x</code> <code>x:x:x:x:x:d.d.d.d</code> <code>x - [0 to FFFF]H</code> <code>d - [0 to 255]D</code>

port

Specifies the port of the remote peer. The specifies channel is cleared if the **statistics**, **saved-key**, or **temp-mtu** parameters are not specified.

Values 0 to 65535

statistics

Clears the stats counter.

saved-key

Clears the saved IKE and ESP keys.

temp-mtu

Clears temporary MTU learned from MTU propagation for the specified tunnel.

Platforms

7450 ESS, 7750 SR, 7750 SR-e, 7750 SR-s, VSR

11.2 gateways

gateways

Syntax

gateways
gateways brg-profile *profile-name*

Context

[\[Tree\]](#) (show>subscr-mgmt>vrgw>brg gateways)

Full Context

show subscriber-mgmt vrgw brg gateways

Description

This command lists operational gateway information for all BRGs active on the system. This list can optionally be reduced by specifying a BRG profile.

Parameters

profile-name

Specifies the name of the BRG profile to filter.

Platforms

7450 ESS, 7750 SR, 7750 SR-a, 7750 SR-e, 7750 SR-s, VSR

Output

The following output is an example of BRG gateway information.

Sample Output

```

Node# show subscriber-mgmt brg gateways
=====
Bridged Residential Gateways
=====
Identifier                : 00:00:00:00:00:05
SLAAC prefix              : 3ffe:0:0:5::/64
Subnet                    : 21.0.0.1/24
Subnet start address      : 21.0.0.20
Subnet end address        : 21.0.0.40
DMZ address               : (Not Specified)
DNS 1 v4                  : (Not Specified)
DNS 1 v6                  : (Not Specified)
DNS 2 v4                  : (Not Specified)
DNS 2 v6                  : (Not Specified)
NBNS 1                    : (Not Specified)
NBNS 2                    : (Not Specified)
DHCP lease time          : 600
DHCP stream destination  : (Not Specified)
IPv4 portal URL          : (Not Specified)
IPv6 portal URL          : (Not Specified)
BRG profile               : brg
Subscriber profile       : subprof_mig_4
SLA profile               : (Not Specified)
UPnP policy override     : (Not Specified)
DMZ address in use       : no
Proxy authenticated      : yes
Ingress IPv4 filter override : N/A
Egress IPv4 filter override : N/A
Ingress IPv6 filter override : N/A
Egress IPv6 filter override : N/A
No QoS overrides found.
No Filter rules received.
-----
No. of gateways: 1
=====
  
```

11.3 generate-key

generate-key

Syntax

generate-key authentication *authentication-protocol authentication-password* [**privacy** *privacy-protocol privacy-password*] [**engine-id** *identifier*]

Context

[[Tree](#)] (tools>perform>system>mgmt-itf>snmp generate-key)

Full Context

tools perform system management-interface snmp generate-key

Description

This command generates localized SNMPv3 authentication and privacy keys, which are a hash of the SNMP engine ID and a password. The SNMP engine ID can be displayed with the **show system information | match "SNMP Engine ID"** command and does not need to be entered. If keys are being generated for a different system, its SNMP engine ID must be specified.

Parameters

authentication

Generates a localized authentication key.

authentication-protocol

Specifies the SNMPv3 authentication protocol.

Values	
hmac-md5-96	— Specifies use of the HMAC-MD5-96 authentication protocol.
hmac-sha1-96	— Specifies use of the HMAC-SHA-96 authentication protocol.
hmac-sha2-224	— Specifies use of the HMAC-SHA-224 authentication protocol.
hmac-sha2-256	— Specifies use of the HMAC-SHA-256 authentication protocol.
hmac-sha2-384	— Specifies use of the HMAC-SHA-384 authentication protocol.
hmac-sha-512	— Specifies use of the HMAC-SHA-512 authentication protocol.

authentication-password

Specifies the password used to generate the authentication key.

privacy

Keyword to generate a localized privacy key.

privacy-protocol

Specifies the SNMPv3 privacy protocol.

- Values**
- cbc-des** — Specifies the use of the CBC-DES privacy protocol. This parameter is not available in FIPS-140-2 mode.
 - cfb128-aes-128** — Specifies the use of the CFB128-AES-128 privacy protocol.
 - cfb128-aes-192** — Specifies the use of the CFB128-AES-192 privacy protocol.
 - cfb128-aes-256** — Specifies the use of the CFB128-AES-256 privacy protocol.

privacy-password

Specifies the privacy password used to generate the privacy key.

engine-id identifier

Keyword that specifies the SNMP engine ID. The identifier must be a hexadecimal string between 10 and 64 digits in length.

Output

The following output is an example of a generated authentication and privacy key.

Sample Output

```
A:ALA-1# tools perform system management-interface snmp generate-key authentication hmac-sha2-512 thisistheauthenticationpassword privacy cfb128-aes-256 thisistheprivacypassword
Authentication :
a764a7fa90099fb179266e2b400a225e3f0960a842fc55704e5b2eb0750bd6a2ca0ed8450b5b57b41f50fab253961ee698bfc272a71bcc919420c603cef5e628
Privacy       : 94560a59230f63241fd596b920cfe2e703f60a8ea0c7c341a913f8d3a46f2256
SNMP Engine ID : 0000197f0000b65dff000000
```

11.4 global

global

Syntax

global

Context

[Tree] (clear>redundancy>multi-chassis>mcr>statistics global)

Full Context

clear redundancy multi-chassis mc-ring statistics global

Description

This command clears multi-chassis ring global statistics.

Platforms

All

11.5 gmpls

gmpls

Syntax

gmpls

Context

[\[Tree\]](#) (show>router gmpls)

Full Context

show router gmpls

Description

This command displays RSVP status information for the GMPLS instance of RSVP.

Platforms

7750 SR, 7750 SR-a, 7750 SR-e, 7750 SR-s, 7950 XRS

gmpls

Syntax

gmpls

Context

[\[Tree\]](#) (clear>router gmpls)

Full Context

clear router gmpls

Description

Commands in this context clear and reset GMPLS entities and statistics.

Platforms

7750 SR, 7750 SR-a, 7750 SR-e, 7750 SR-s, 7950 XRS

gmpls

Syntax

gmpls

Context

[\[Tree\]](#) (tools>dump>router gmpls)

Full Context

tools dump router gmpls

Description

This command dumps tools for the GMPLS Protocol instance.

Platforms

7750 SR, 7750 SR-a, 7750 SR-e, 7750 SR-s, 7950 XRS

11.6 gmpls-tun-grp

gmpls-tun-grp

Syntax

gmpls-tun-grp *gmpls-tunnel-group-id*

Context

[\[Tree\]](#) (clear gmpls-tun-grp)

Full Context

clear gmpls-tun-grp

Description

Commands in this context clear the GMPLS tunnel group information.

Parameters

gmpls-tunnel-group-id

Specifies the GMPLS tunnel group ID.

Values 1 to 1024

Platforms

7750 SR, 7750 SR-a, 7750 SR-e, 7750 SR-s, 7950 XRS

gmpls-tun-grp

Syntax

```
gmpls-tun-grp [gmpls-tunnel-group-id] [statistics]
```

Context

[\[Tree\]](#) (show gmpls-tun-grp)

Full Context

```
show gmpls-tun-grp
```

Description

This command displays GMPLS tunnel group status and lists the gLSPs bound to each tunnel group.

Parameters

gmpls-tunnel-group-id

Specifies that only GMPLS tunnel groups of the configured ID are displayed.

Values 1 to 1024

statistics

Keyword to display GMPLS tunnel group statistics.

Platforms

7750 SR, 7750 SR-a, 7750 SR-e, 7750 SR-s, 7950 XRS

gmpls-tun-grp

Syntax

```
gmpls-tun-grp gmpls-tunnel-group-id [clear]
```

Context

[\[Tree\]](#) (tools>dump gmpls-tun-grp)

Full Context

```
tools dump gmpls-tun-grp
```

Description

This command dumps information about a GMPLS tunnel group.

Parameters

gmpls-tunnel-group-id

The identifier of the GMPLS tunnel group.

Values 1 to 1024

clear

Keyword to clear statistics after reading.

Platforms

7750 SR, 7750 SR-a, 7750 SR-e, 7750 SR-s, 7950 XRS

Output

The following output is an example of GMPLS tunnel group information.

Sample Output

```
*A:Dut-A-UNI-C# tools dump gmpls-tun-grp 1

TunnelGrpId 1: (Up/Up), Port gmpls-tun-grp-1 (Up/Up), mode load-sharing
Type: Head, far-end: 192.0.2.01, bw 40000000, memThreshold 0, portId 0x5c000001
NumMems: 5/4/0(0), Up/Dn 1/0, active 0x1e, present 0x1e iom 0x2 Mtu 9212
gmplsUpd: 8 (000 01:11:23.350), Now: 000 08:34:12.970
  memId 1: (Up/Dn), session: 1::1, reg: Y
    DnReasons: wpLspDn
    Work: N/A (Ghost), status: Dn, Cnt(Up/Dn/PortChg): 0/0/0
    lspState Dn, lspUpd: 0 (000 00:00:00.000), rsrcAdded N
  memId 2: (Up/Up), session: 1::empty, reg: Y
    Work: 1/2/1 (Up), status: Up, Cnt(Up/Dn/PortChg): 1/0/1
    lspState Up, lspUpd: 1 (000 01:10:14.720), rsrcAdded Y
  memId 3: (Up/Up), session: 2::empty, reg: Y
    Work: 1/2/2 (Up), status: Up, Cnt(Up/Dn/PortChg): 1/0/1
    lspState Up, lspUpd: 1 (000 01:10:23.650), rsrcAdded Y
  memId 4: (Up/Up), session: 3::empty, reg: Y
    Work: 1/1/14 (Up), status: Up, Cnt(Up/Dn/PortChg): 1/0/1
    lspState Up, lspUpd: 1 (000 01:10:05.880), rsrcAdded Y
  memId 5: (Up/Up), session: 4::empty, reg: Y
    Work: 1/1/13 (Up), status: Up, Cnt(Up/Dn/PortChg): 1/0/1
    lspState Up, lspUpd: 1 (000 01:09:50.710), rsrcAdded Y

Sorted list of 4 member port(s):
1/1/13 1/1/14 1/2/1 1/2/2

*A:Dut-A-UNI-C# tools dump gmpls-tun-grp 1
clear

*A:Dut-A-UNI-C# tools dump gmpls-tun-grp 1 clear

TunnelGrpId 1: (Up/Up), Port gmpls-tun-grp-1 (Up/Up), mode load-sharing
Type: Head, far-end: 192.0.2.01, bw 40000000, memThreshold 0, portId 0x5c000001
NumMems: 5/4/0(0), Up/Dn 1/0, active 0x1e, present 0x1e iom 0x2 Mtu 9212
gmplsUpd: 8 (000 01:11:23.350), Now: 000 08:34:20.390
  memId 1: (Up/Dn), session: 1::1, reg: Y
    DnReasons: wpLspDn
    Work: N/A (Ghost), status: Dn, Cnt(Up/Dn/PortChg): 0/0/0
    lspState Dn, lspUpd: 0 (000 00:00:00.000), rsrcAdded N
  memId 2: (Up/Up), session: 1::empty, reg: Y
    Work: 1/2/1 (Up), status: Up, Cnt(Up/Dn/PortChg): 1/0/1
    lspState Up, lspUpd: 1 (000 01:10:14.720), rsrcAdded Y
  memId 3: (Up/Up), session: 2::empty, reg: Y
    Work: 1/2/2 (Up), status: Up, Cnt(Up/Dn/PortChg): 1/0/1
    lspState Up, lspUpd: 1 (000 01:10:23.650), rsrcAdded Y
```

```
memId 4: (Up/Up), session: 3::empty, reg: Y
Work: 1/1/14 (Up), status: Up, Cnt(Up/Dn/PortChg): 1/0/1
  lspState Up, lspUpd: 1 (000 01:10:05.880), rsrcAdded Y
memId 5: (Up/Up), session: 4::empty, reg: Y
Work: 1/1/13 (Up), status: Up, Cnt(Up/Dn/PortChg): 1/0/1
  lspState Up, lspUpd: 1 (000 01:09:50.710), rsrcAdded Y

Sorted list of 4 member port(s):
1/1/13 1/1/14 1/2/1 1/2/2
```

11.7 gre-eth-bridged

gre-eth-bridged

Syntax

gre-eth-bridged

Context

[\[Tree\]](#) (show>service>system gre-eth-bridged)

Full Context

show service system gre-eth-bridged

Description

This command displays GRE Ethernet bridged service information.

Platforms

All

11.8 gre-tunnel-template

gre-tunnel-template

Syntax

gre-tunnel-template [*gre-tunnel-template-name* [**associations**]]

Context

[\[Tree\]](#) (show>filter gre-tunnel-template)

Full Context

show filter gre-tunnel-template

Description

This command displays GRE tunnel template information.

Parameters

gre-tunnel-template-name

Specifies a GRE tunnel template name, up to 32 characters.

associations

Appends association information.

Platforms

All

Output

The following output is an example of GRE tunnel template information.

Sample Output

```
*A:node-3# show filter gre-tunnel-template "GRE-tunnels" associations
=====
GRE tunnel template
=====
GRE Tunnel template : GRE-tunnels           Applied      : No
Description         : 10.20.1.5
GRE key              : if-index
Skip ttl decrement  : No
Source address      : 10.20.1.3
Destination address : 10.20.1.2
Destination address : 10.20.1.5
-----
Associations
-----
No associations found
=====
*A:node-3#
```

gre-tunnel-template

Syntax

gre-tunnel-template

Context

[\[Tree\]](#) (tools>dump>filter>resources gre-tunnel-template)

Full Context

tools dump filter resources gre-tunnel-template

Description

This command displays how many GRE tunnel templates are configured.

Platforms

All

Output

The following output is an example of filter resource GRE tunnel templates information.

Sample Output

```
*A:Dut-C# tools dump filter resources gre-tunnel-template
=====
Filter - GRE tunnel template resources
=====
Used   : 1024
Free   : 0
Total  : 1024
=====
```

11.9 group

group

Syntax

```
group [tunnel-group-name [statistics]]
```

Context

[\[Tree\]](#) (show>router>l2tp group)

Full Context

```
show router l2tp group
```

Description

This command displays L2TP group operational information.

Parameters

tunnel-group-name

Displays information for the specified tunnel group.

statistics

Displays statistics for the specified tunnel group.

Platforms

7450 ESS, 7750 SR, 7750 SR-a, 7750 SR-e, 7750 SR-s, VSR

Output

The following output is an example of L2TP group operational information.

Sample Output

```
*A:Dut-C# show router l2tp group
=====
L2TP Groups
=====
Group Name      Ses Limit Ses Assign   State  Tun Active Ses Active
              Tun Total  Ses Total
-----
isp1.group-1
              131071   existingFirst active    1      1
              1      1
isp1.group-2
              131071   weighted    active    2      5
              3      8
-----
No. of L2TP Groups: 2
=====
*A:Dut-C#
*A:Dut-C# show router l2tp group isp1.group-2
=====
Group Name: isp1.group-2
=====
Conn ID          Loc-Tu-ID Rem-Tu-ID State          Ses Active
  Group                               Assignment
-----
143523840        2190      17525   established    2
  isp1.group-2
  isp1.tunnel-3
236912640        3615      58919   closedByPeer    0
  isp1.group-2
  isp1.tunnel-2
658178048        10043     33762   draining       3
  isp1.group-2
  isp1.tunnel-2
-----
No. of tunnels: 3
=====
*A:Dut-C#
*A:Dut-C# show router l2tp group isp1.group-2 statistics
Group Name: isp1.group-2
-----
              Attempts  Failed  Failed-Aut    Active  Total
-----
Tunnels       3         0        0             2        3
Sessions      8         0        N/A           5        8
-----
              Pkt-Ctl    Pkt-Err    Octets
-----
Rx            51         0           1224
Tx            51         0           2796
-----
*A:Dut-C#
```

group

Syntax

group *tunnel-group-name*

Context

[\[Tree\]](#) (clear>router>l2tp group)

Full Context

clear router l2tp group

Description

This command clears L2TP data.

Parameters

tunnel-group-name

Specifies a L2TP tunnel group name.

Platforms

7450 ESS, 7750 SR, 7750 SR-a, 7750 SR-e, 7750 SR-s, VSR

group

Syntax

group *tunnel-group-name*

Context

[\[Tree\]](#) (tools>perform>router>l2tp group)

Full Context

tools perform router l2tp group

Description

Commands in this context configure performance tools for L2TP tunnel group.

Parameters

tunnel-group-name

Specifies the tunnel group name, up to 63 characters.

Platforms

7450 ESS, 7750 SR, 7750 SR-a, 7750 SR-e, 7750 SR-s, VSR

group

Syntax

group [*grp-ip-address*] [**hosts** | **interfaces** | **saps**]

group summary [**hosts** | **interfaces** | **saps**]

Context

[\[Tree\]](#) (show>router>igmp group)

Full Context

show router igmp group

Description

This command displays the multicast group and (S,G) addresses. If no *grp-ip-address* parameters are specified, then all IGMP group, (*,G) and (S,G) addresses are displayed.

Parameters

grp-ip-address

Displays specific multicast group addresses.

hosts

Displays hosts for the multicast group address.

interfaces

Displays interfaces for the multicast group address.

saps

Displays SAPs for the multicast group address.

Platforms

All

Output

The following is an example of IGMP group information. [Table 162: IGMP Group Information Output Fields](#) describes the output fields for IGMP group information.

Sample Output

```
*B:Dut-C# show router igmp group
=====
IGMP Interface Groups
=====
IGMP Host Groups
=====
(*,239.0.0.1)
  Fwd List : 239.112.1.2          Up Time : 0d 00:00:21
(10.11.0.1,239.0.0.1)
  Fwd List : 239.112.1.1          Up Time : 0d 00:00:30
  Blk List : 239.112.1.2          Up Time : 0d 00:00:21
(10.11.0.2,239.0.0.1)
```

```

    Fwd List : 239.112.1.1           Up Time : 0d 00:00:30
(*,239.0.0.2)
    Fwd List : 239.112.1.2           Up Time : 0d 00:00:21
(10.11.0.1,239.0.0.2)
    Blk List : 239.112.1.2           Up Time : 0d 00:00:21
-----
(*,G)/(S,G) Entries : 5
=====
*B:Dut-C#

*B:Dut-C# show router igmp group summary
=====
IGMP Interface Groups
=====
IGMP Host Groups Summary           Nbr Fwd Hosts           Nbr Blk Hosts
=====
(*,239.0.0.1)                       1                       0
(10.11.0.1,239.0.0.1)                1                       1
(10.11.0.2,239.0.0.1)                1                       0
(*,239.0.0.2)                       1                       0
(10.11.0.1,239.0.0.2)                0                       1
-----
(*,G)/(S,G) Entries : 5
=====
*B:Dut-C#

A:NYC# show router igmp group 239.24.24.24
=====
IGMP Groups
=====
(*,239.24.24.24)                       Up Time : 0d 05:23:23
    Fwd List : nyc-vlc
-----
(*,G)/(S,G) Entries : 1
=====
A:NYC#

```

Table 162: IGMP Group Information Output Fields

Label	Description
IGMP Groups	The IP multicast sources corresponding to the IP multicast groups.
Fwd List	The list of interfaces in the forward list.
Blk List	The list of interfaces in the blocked list.

group

Syntax

group [grp-ip-address] [source ip-address] [type { starg | sg}] [detail] [family]

Context

[\[Tree\]](#) (show>service>id>pim-snooping group)

Full Context

show service id pim-snooping group

Description

This command displays the multicast group information.

Parameters

grp-ip-address

Specifies the IP multicast group address for which this entry contains information

ip-address

Specifies the source address for which this entry contains information.

starg

Specifies that only (*,G) entries be displayed

sg

Specifies that only (S,G) entries be displayed

detail

Displays detailed group information.

family

Displays either IPv4 or IPv6 information.

Values ipv4 or ipv6

Platforms

All

Output

The following output is an example of service PIM snooping information.

Sample Output

```
*A:PE# show service id 1 pim-snooping group
=====
PIM Snooping Groups ipv4
=====
Group Address          Source Address          Type      Incoming
                        Source Address          (S,G)    Intf      Num
                        Source Address          (S,G)    Intf      Oifs
-----
239.252.0.1           10.0.0.2                (S,G)    SAP:1/1/2  2
-----
Groups : 1
=====
*A:PE#
```

group

Syntax

group [*name*] [*detail*]

Context

[\[Tree\]](#) (show>router>bgp group)

Full Context

show router bgp group

Description

This command displays group information for a BGP peer group. This command can be entered with or without parameters.

When this command is issued without a group name, information about all peer groups displays.

When the command is issued with a specific group name, information only pertaining to that specific peer group displays.

The "State" field displays the BGP group's operational state. Other valid states are:

- Up - BGP global process is configured and running.
- Down - BGP global process is administratively shutdown and not running.
- Disabled - BGP global process is operationally disabled. The process must be restarted by the operator.

Parameters

name

Displays information for the specified BGP group, up to 64 characters.

detail

Displays detailed information.

Platforms

All

Output

The following outputs are example of BGP group information, and [Table 163: Standard and Detailed Group Field Descriptions](#) describes the output fields.

Sample Output

```
*A:Dut-B#
*A:Dut-B# show router bgp group
=====
BGP Group
=====
-----
Group : abc
-----
Description : (Not Specified)
```



```

Group Type : No Type State : Down
Peer AS : n/a Local AS : 0
Local Address : n/a Loop Detect : Ignore
Import Policy : None Specified - Default Accept
Export Policy : None Specified - Default Accept
Hold Time : 90 Keep Alive : 30
Min Hold Time : 0
Cluster Id : None Client Reflect : Enabled
NLRI : Unicast Preference : 170
TTL Security : Disabled Min TTL Value : n/a
Graceful Restart : Disabled Stale Routes Time: n/a
Restart Time : n/a
Auth key chain : n/a
Bfd Enabled : Disabled Disable Cap Nego : Disabled
Creation Origin : manual
Default Route Tgt: Disabled
Aigp Metric : Disabled
Split Horizon : Disabled
Damp Peer Oscill*: Disabled
GR Notification : Disabled Fault Tolerance : Disabled
Next-Hop Unchang*: None
Routes Resolve T*: Disabled
Egress Engineeri*: Enabled
List of Static Peers
- 1.1.1.1 :
List of Dynamic Peers
Total Peers : 1 Established : 0
-----
Peer Groups : 1
=====
* indicates that the corresponding row element may have been truncated.
*A:Dut-B#
*A:Dut-B#
  
```

Sample Output (7450 ESS and 7750 SR)

```

*A:ALA-12# show router 3 bgp group
=====
BGP Groups
=====
Group           : To_AS_40000
-----
Description    : Not Available
Group Type     : No Type           State           : Up
Peer AS        : 40000             Local AS        : 65206
Local Address   : n/a              Loop Detect      : Ignore
Export Policy   : direct2bgp
Hold Time      : 90                 Keep Alive      : 30
Cluster Id     : None              Client Reflect   : Enabled
NLRI           : Unicast           Preference      : 170

List of Peers
- 10.0.0.1     : To_Jukebox
- 10.0.0.12    : Not Available
- 10.0.0.13    : Not Available
- 10.0.0.14    : To_ALA-1
- 10.0.0.15    : To_H-215
Total Peers    : 5                  Established     : 2
=====
*A:ALA-12#
  
```

Table 163: Standard and Detailed Group Field Descriptions

Label	Description
Group	BGP group name
Group Type	No Type — Peer type not configured External — Peer type configured as external BGP peers Internal — Peer type configured as internal BGP peers
State	Disabled — The BGP peer group has been operationally disabled Down — The BGP peer group is operationally inactive Up — The BGP peer group is operationally active
Peer AS	The configured or inherited peer AS for the specified peer group
Local AS	The configured or inherited local AS for the specified peer group
Local Address	The configured or inherited local address for originating peering for the specified peer group
Loop Detect	The configured or inherited loop detect setting for the specified peer group
Connect Retry	The configured or inherited connect retry timer value
Authentication	n/a — No authentication is configured MD5 — MD5 authentication is configured
Local Pref	The configured or inherited local preference value
MED Out	The configured or inherited MED value assigned to advertised routes without a MED attribute
Min Route Advt.	The minimum amount of time that must pass between route updates for the same IP prefix
Min AS Originate	The minimum amount of time that must pass between updates for a route originated by the local router
Multihop	The maximum number of router hops a BGP connection can traverse
Multipath	The configured or inherited multipath value, determining the maximum number of ECMP routes BGP can advertise to the RTM
Prefix Limit	No Limit — No route limit assigned to the BGP peer group 1 to 4294967295 — The maximum number of routes BGP can learn from a peer
Passive	Disabled — BGP attempts to establish BGP connections with neighbors in the specified peer group Enabled — BGP does actively attempt to establish BGP connections with neighbors in the specified peer group

Label	Description
Next Hop Self	Disabled — BGP is not configured to send only its own IP address as the BGP nexthop in route updates to neighbors in the peer group Enabled — BGP sends only its own IP address as the BGP nexthop in route updates to neighbors in the specified peer group
Aggregator ID 0	Disabled — BGP is not configured to set the aggregator ID to 0.0.0.0 in all originated route aggregates sent to the neighbor in the peer group Enabled — BGP is configured to set the aggregator ID to 0.0.0.0 in all originated route aggregates sent to the neighbor in the peer group
Remove Private	Disabled — BGP will not remove all private AS numbers from the AS path attribute in updates sent to the neighbor in the peer group Enabled — BGP removes all private AS numbers from the AS path attribute in updates sent to the neighbor in the peer group
Damping	Disabled — The peer group is configured not to dampen route flaps Enabled — The peer group is configured to dampen route flaps
Export Policy	The configured export policies for the peer group
Import Policy	The configured import policies for the peer group
Hold Time	The configured hold time setting
Keep Alive	The configured keepalive setting
Cluster Id	n/a — No cluster ID has been configured
Client Reflect	Disabled — The BGP route reflector will not reflect routes to this neighbor Enabled — The BGP route reflector is configured to reflect routes to this neighbor
NLRI	The type of NLRI information that the specified peer group can accept Unicast — IPv4 unicast routing information can be carried
Preference	The configured route preference value for the peer group
Egress Engineering	Enabled — EPE is enabled for the peer group Disabled — EPE is disabled for the peer group
List of Peers	A list of BGP peers configured under the peer group
Total Peers	The total number of peers configured under the peer group
Established	The total number of peers that are in an established state

group

Syntax

group *aa-group-id* [:*partition-id*]

Context

[Tree] (show>app-assure group)

Full Context

show application-assurance group

Description

Commands in this context display application-assurance group information.

Parameters

aa-group-id

Specifies an AA ISA group ID.

Values 1

partition-id

Specifies a partition within a group.

Values 1 to 65535

Platforms

7450 ESS, 7750 SR, 7750 SR-e, 7750 SR-s, VSR

Output

The following output displays application assurance group information.

Sample Output

```
*A:Dut-C# /show application-assurance group 1:1 aa-sub esm Subscriber1 summary
=====
Application-Assurance Subscriber Summary (realtime)
=====
AA-Subscriber          : Subscriber1 (esm)
ISA assigned           : esa-1/1
App-Profile            : dpi
App-Profile divert    : Yes
Capacity cost         : 1
Aarp Instance Id      : N/A
Sub-quarantined       : No
HTTP URL Parameters   : (Not Specified)
Last HTTP Notified Time : N/A
SAP                   : 6/1/5:1
MAC                   : c2:4d:ff:8a:b2:cc
Circuit Id : (Not Specified)
Remote Id  : (Not Specified)
Tethering Status      : not-detected (disabled)
Devices Detected     : N/A
```

```
Sub Congestion State      : Not Congested|RTT Limits Exceeded (Stage X)
```

group

Syntax

```
group aa-group-id resources
```

Context

[\[Tree\]](#) (tools>dump>application-assurance group)

Full Context

```
tools dump application-assurance group
```

Description

This command dumps application-assurance information within a group.

Parameters

aa-group-id

Specifies the AA group identifier.

Values *aa-group-id*: partition:*aa-group-id*[:*partition-id*]
aa-group-id: 1 to 255

resources

Specifies the AA group resources.

Platforms

7450 ESS, 7750 SR, 7750 SR-e, 7750 SR-s, VSR

Output

The following output displays group resources information.

Sample Output

```
*A:Dut-C# tools dump application-assurance group 1 resources
=====
Application-Assurance Group 1 Resource Usage and Limits
=====
Partitioned           : No
AA-Sub-Scale          : residential
Minimum-ISA-Generation : 1
-----
mda mda-type Status aa-subs aa-sub flow-records ip transit-prefix-entries capacity
quarantined
```

aa-sub		stats		current	limit	addresses	ipv4	v4-rm	ipv6	v6-rm	cost	
5/1	isa2-aa	up/active	9	162	0	20480	0	0	0	0	9	1
Mda	Limit		1024	32768	n/a	n/a	16384	0	0	0	n/a	
			100									
Resource		Current	Limit									
Control	Certificate Profiles	: 0	20									
Control	DNS IP Cache	: 0	128									
Control	DNS IP Cache Domain Entries	: 0	4096									
Control	DNS IP Cache Entries	: 0	65536									
Control	Event Logs	: 0	1									
Control	Event Log Entries	: 0	100000									
Control	GTP Filter	: 0	128									
Control	HTTP Enrichment	: 0	128									
Control	HTTP Error Redirect	: 0	1									
Control	HTTP Notification	: 0	8									
Control	HTTP Redirect	: 0	128									
Control	IP Prefix Lists	: 0	1000									
Control	IP Prefix Lists Entries	: 0	24000									
Control	SCTP FILTER	: 0	128									
Control	Session Filter	: 0	300									
Control	Session Filter Entries	: 0	6000									
Control	URL Filter	: 0	4									
Control	URL List	: 0	3									
Control	URL List Entries (standard)	: 0	450									
Control	URL List Entries (extended)	: 0	2000									
Control	IP Port Lists	: 0	100									
Control	IP Port Lists Entries	: 0	3200									
Control	TCP Validate	: 0	128									
Control	TCP Optimizer	: 0	128									
Control	Multi-path TCP Proxies	: 0	4									
Policer	System Level Single Bucket BW Policers	: 0	128									
Policer	System Level Flow Count Limit Policers	: 0	128									
Policer	System Level Flow Rate Limit Policers	: 0	128									
Policer	Subscriber Level Single Bucket BW Policers	: 0	5000									
Policer	Subscriber Level Dual Bucket BW Policers	: 0	5000									
Policer	Subscriber Level Flow Count Limit	: 0	5000									
Policer	Subscriber Level Flow Rate Limit	: 0	5000									
Policer	All Policer Types For Group	: 0	5000									
Policer	Time-Of-Day Overrides For Group	: 0	384									
Policy	Protocols	: 247	-									
Policy	Custom Protocols	: 0	10									
Policy	Custom Protocol Expressions	: 0	10									
Policy	Charging Groups	: 0	32									
Policy	Application Groups	: 1	32									
Policy	Applications	: 1	500									
Policy	Application Filters	: 0	2500									
Policy	Application Filter Expressions	: 0	2500									
Policy	Application Service Options Characteristics	: 0	32									
Policy	Application Service Options Values	: 0	256									
Policy	Application Profiles	: 0	100									
Policy	Application QoS Policies	: 0	1000									
Policy	AQP ASO Matches	: 0	2000									
Policy	AQP Subscriber Matches	: 0	100									

Policy	Subscriber HTTP URL Parameters	: 0	-

Statistics	Subscriber Statistics	: 0	512
Statistics	Subscriber Statistics Exported by RADIUS	: 0	64
Statistics	Special Study Protocol Subscribers	: 0	100
Statistics	Special Study Application Subscribers	: 0	100

group

Syntax

group *aa-group-id* [: *partition-id*]

Context

[\[Tree\]](#) (tools>dump>application-assurance group)

Full Context

tools dump application-assurance group

Description

This command dumps application-assurance information within a group/partition.

Parameters

aa-group-id

Specifies the AA group identifier.

Values

aa-group-id:	partition:aa-group-id[:partition-id]	
	aa-group-id	1 to 255
	partition-id	1 to 65535

Platforms

7450 ESS, 7750 SR, 7750 SR-e, 7750 SR-s, VSR

group

Syntax

group *aa-group-id* **load-balance** [**service** *service-id*]

Context

[\[Tree\]](#) (tools>perform>app-assure group)

Full Context

tools perform application-assurance group

Description

This command performs application assurance group operations.

Parameters

aa-group-id

Specifies the application assurance group ID.

Values 1 to 255

load-balance

Load balances subscribers within the group.

service *service-id*

Load balances the specified service.

Values 1 to 2148278381, svc-name (up to 64 char max.)

Platforms

7450 ESS, 7750 SR, 7750 SR-e, 7750 SR-s, VSR

group

Syntax

group [*grp-ipv6-address*] [**hosts** | **interfaces** | **saps**]

group summary [**hosts** | **interfaces** | **saps**]

Context

[\[Tree\]](#) (show>router>mld group)

Full Context

show router mld group

Description

This command displays the multicast group and (S,G) addresses. If no *grp-ipv6-address* parameters are specified, then all MLD group, (*,G) and (S,G) addresses are displayed.

Parameters

grp-ipv6-address

Displays specific multicast group addresses.

hosts

Displays hosts for the multicast group address.

interfaces

Displays interfaces for the multicast group address.

saps

Displays SAPs for the multicast group address.

Platforms

All

Output

The following is an example of MLD group information. [Table 164: MLD Group Information Output Fields](#) describes the output fields for MLD group information.

Sample Output

```
*A:Dut-A# show router mld group
=====
MLD Interface Groups
=====
(*,ff04:db8:224:100:0:0)                               UpTime: 0d
00:10:09
    Fwd List : intf_to_ixia
(*,ff04:db8:224:100:0:1)                               UpTime: 0d
00:10:09
    Fwd List : intf_to_ixia
(*,ff04:db8:224:100:0:2)                               UpTime: 0d
00:10:09
    Fwd List : intf_to_ixia
(*,ff04:db8:224:100:0:3)                               UpTime: 0d
00:10:09
    Fwd List : intf_to_ixia
(*,ff04:db8:224:100:0:4)                               UpTime: 0d
00:10:09
    Fwd List : intf_to_ixia
-----
Entries : 5
=====
MLD Host Groups
=====
No Matching Entries
=====
MLD SAP Groups
=====
No Matching Entries
=====
*A:Dut-A#

*A:Dut-A# show router mld group summary
=====
MLD Interface Groups Summary                               Nbr Fwd   Nbr Blk
=====
(*,ff04:db8:224:100:0:0) 1           0
(*,ff04:db8:224:100:0:1) 1           0
(*,ff04:db8:224:100:0:2) 1           0
(*,ff04:db8:224:100:0:3) 1           0
(*,ff04:db8:224:100:0:4) 1           0
-----
Entries : 5
=====
MLD Host Groups Summary                               Nbr Fwd   Nbr Blk
```

```

=====
No Matching Entries
=====
MLD SAP Groups Summary                               Nbr Fwd   Nbr Blk
=====
No Matching Entries
=====
*A:Dut-A#

*A:Dut-A# show router mld group ff04:db8:224:100:0:0
=====
MLD Interface Groups
=====
(*, ff04:db8:224:100:0:0)                           UpTime: 0d
00:10:24
    Fwd List   : intf_to_ixia
-----
Entries : 1
=====
MLD Host Groups
=====
No Matching Entries
=====
MLD SAP Groups
=====
No Matching Entries
=====
*A:Dut-A#

```

Table 164: MLD Group Information Output Fields

Label	Description
MLD Groups	The IP multicast sources corresponding to the IPv6 multicast groups.
Fwd List	The list of interfaces in the forward list.
Blk List	The list of interfaces in the blocked list.

group

Syntax

group [*group-name*] [**detail**]

Context

[\[Tree\]](#) (show>router>msdp group)

Full Context

show router msdp group

Description

This command displays information about MSDP groups.

Parameters

group-name

Displays information about the specified group name, up to 32 characters. If no *group-name* is specified, information about all group names display.

detail

Displays detailed MSDP group information.

Platforms

All

Output

The following is an example of MSDP group information. [Table 165: MSDP Group Fields](#) provides MSDP group field descriptions.

Sample Output

```
*A:ALA-48>show>router>msdp# group
=====
MSDP Groups
=====
Group Name                Mode      Act Srcs  Local Address
-----
main                      Mesh-group None None
loop1                     Mesh-group None None
loop2                     Mesh-group None None
loop3                     Mesh-group None None
loop4                     Mesh-group None None
loop5                     Mesh-group None None
-----
Groups : 6
=====
*A:ALA-48>show>router>msdp#

*A:ALA-48>show>router>msdp# group test
=====
MSDP Groups
=====
Group Name                Mode      Act Srcs  Local Address
-----
test                      Mesh-group 50000   10.10.10.103
-----
Groups : 1
=====
*A:ALA-48>show>router>msdp#

*A:ALA-48>show>router>msdp# group test detail
=====
MSDP Groups
=====
Group Name                : test
-----
Local Address             : 10.10.10.103
Admin State               : Up
Receive Msg Rate         : None
Receive Msg Time         : None
Mode                     : Mesh-group
SA Limit                 : 50000
Export Policy             : None Specified / Inherited
```

```
Import Policy      : None Specified / Inherited
-----
Groups : 1
=====
*A:ALA-48>show>router>msdp#
```

Table 165: MSDP Group Fields

Label	Description
Group Name	The MSDP group name.
Mode	The groups of peers in a full mesh topology to limit excessive flooding of source-active messages to neighboring peers.
Act Srcs	The configured maximum number of active source messages that will be accepted by MSDP.
Local Address	The local end of a MSDP session.
Admin State	The administrative state.
Receive Msg Rate	Displays rate that the messages are read from the TCP session.
Receive Msg Time	The time of MSDP messages that are read from the TCP session within the configured number of seconds.
Receive Msg Thd	The configured threshold number of MSDP messages can be processed before the MSDP message rate limiting function.
SA Limit	The source-active limit.

group

Syntax

```
group grp-ip-address [source ip-address [type {starstarrp | starg | sg}] [detail] [family]
group grp-ip-address [source ip-address [type {starstarrp | starg | sg}] [detail] [family] rpfv
```

Context

[\[Tree\]](#) (show>router>pim group)

Full Context

```
show router pim group
```

Description

This command displays PIM source group database information.

Parameters

grp-ip-address

Specifies the IP multicast group address for which this entry contains information.

source ip-address

Specifies the source address for which this entry contains information.

type starstarrp

Specifies that only (*, *, rp) entries are displayed.

type starg

Specifies that only (*,G) entries are displayed.

type sg

Specifies that only (S,G) entries are displayed.

detail

Displays detailed group information.

family

Displays family information.

Values ipv4, ipv6

rpfv

Displays proxy RPF vectors that are used for inter-AS Rosen MVPN.

Platforms

All

Output

The following displays an example of PIM group information. [Table 166: PIM Group Fields](#) provides PIM group field descriptions.

Sample Output

```
A:Dut-A# show router pim group
=====
PIM Group ipv4
=====
Group Address          Type          Spt Bit Inc Intf          no.0ifs
Source Address         RP           State      Inc Intf(S)
-----
239.1.1.1              (S,G)                ip-10.10.2.1          1
10.1.1.2              10.20.1.4         ip-10.10.1*
=====
A:Dut-A#

*A:Dut-C# show router 100 pim group ipv6
=====
Legend:  A = Active   S = Standby
=====
PIM Groups ipv6
=====
Group Address          Type          Spt Bit Inc Intf          No.0ifs
Source Address         RP           State      Inc Intf(S)
-----
```

```

ff04:db8:224:100:0:0      (*,G)                vprn_itf_C_11* 2
*                          2001:db8:110:100:1*
ff04:db8:224:100:0:0      (S,G)                mpls-if-74457* 3
  2001:db8:100:114:1:2    2001:db8:110:100:1*
ff04:db8:224:100:0:1      (*,G)                vprn_itf_C_11* 2
*                          2001:db8:110:100:1*
ff04:db8:224:100:0:1      (S,G)                mpls-if-74457* 3
  2001:db8:100:114:1:2    2001:db8:110:100:1*
ff04:db8:224:100:0:2      (*,G)                vprn_itf_C_11* 2
*                          2001:db8:110:100:1*
ff04:db8:224:100:0:2      (S,G)                mpls-if-74457* 3
  2001:db8:100:114:1:2    2001:db8:110:100:1*
ff04:db8:224:100:0:3      (*,G)                vprn_itf_C_11* 2
*                          2001:db8:110:100:1*
ff04:db8:224:100:0:3      (S,G)                mpls-if-74457* 3
  2001:db8:100:114:1:2    2001:db8:110:100:1*
ff04:db8:224:100:0:4      (*,G)                vprn_itf_C_11* 2
*                          2001:db8:110:100:1*
ff04:db8:224:100:0:4      (S,G)                mpls-if-74457* 3
  2001:db8:100:114:1:2    2001:db8:110:100:1*
-----
Groups : 10
=====
* indicates that the corresponding row element may have been truncated.
*A:Dut-C#

A:NYC>show>router>pim# group 239.255.255.250
=====
PIM Groups
=====
Group Address   Source Address  RP Address      Type           Spt Incoming   Num
                Bit Intf       10.22.187.240  <*,G>         nyc-sjc        Oifs
-----
239.255.255.250 *                10.22.187.240  <*,G>         nyc-sjc        1
-----
Groups : 1
=====
A:NYC>show>router>pim#

A:NYC>show>router>pim# group 239.255.255.250 detail
=====
PIM Source Group
=====
Group Address   : 239.255.255.250 Source Address   : 10.1.1.2
RP Address      : 10.100.100.1   Type            : (S,G)
Flags          : spt, rpt-prn-des  Keepalive Timer Exp: 0d 00:03:07
MRIB Next Hop  : 10.1.1.2       MRIB Src Flags  : direct
Up Time        : 0d 00:00:50   Resolved By     : rtable-u

Up JP State    : Joined           Up JP Expiry    : 0d 00:00:00
Up JP Rpt     : Pruned           Up JP Rpt Override : 0d 00:00:00

Register State : Pruned           Register Stop Exp : 0d 00:00:47
Reg From Anycast RP: No

RPF Neighbor   : 10.1.1.2
Incoming Intf  : SOURCE-3
Outgoing Intf List : To-Dut-A

Curr Fwding Rate : 482.9 kbps
Forwarded Packets : 1262           Discarded Packets : 0
Forwarded Octets : 1269572       RPF Mismatches    : 0
Spt threshold   : 0 kbps
=====

```

```

A:NYC>show>router>pim#
B:Dut-C# show router pim group 239.0.0.1 type sg detail
=====
PIM Source Group ipv4
=====
Group Address      : 239.0.0.1
Source Address     : 10.11.0.1
RP Address         : 10.20.1.3
Flags              : rpt-prn-des          Type              : (S,G)
MRIB Next Hop     : 10.11.0.1
MRIB Src Flags    : direct                Keepalive Timer    : Not Running
Up Time           : 0d 00:04:17          Resolved By       : rtable-u

Up JP State       : Joined                Up JP Expiry      : 0d 00:00:00
Up JP Rpt        : Pruned                Up JP Rpt Override : 0d 00:00:00

Register State    : No Info
Reg From Anycast RP: No

Rpf Neighbor      : 10.11.0.1
Incoming Intf     : svc_itf
Outgoing Host List : 239.112.1.1

Curr Fwding Rate  : 0.0 kbps
Forwarded Packets : 0                    Discarded Packets  : 0
Forwarded Octets  : 0                    RPF Mismatches    : 0
Spt threshold     : 0 kbps                ECMP opt threshold : 7
Admin bandwidth   : 1 kbps                Preference         : 0

=====
PIM Source Group ipv4
=====
Group Address      : 239.0.0.1
Source Address     : 10.11.0.2
RP Address         : 10.20.1.3
Flags              :                      Type              : (S,G)
MRIB Next Hop     : 10.11.0.2
MRIB Src Flags    : direct                Keepalive Timer    : Not Running
Up Time           : 0d 00:04:18          Resolved By       : rtable-u

Up JP State       : Joined                Up JP Expiry      : 0d 00:00:00
Up JP Rpt        : Not Pruned            Up JP Rpt Override : 0d 00:00:00

Register State    : No Info
Reg From Anycast RP: No

Rpf Neighbor      : 10.11.0.2
Incoming Intf     : svc_itf
Outgoing Host List : 10.112.1.1, 10.112.1.2

Curr Fwding Rate  : 0.0 kbps
Forwarded Packets : 0                    Discarded Packets  : 0
Forwarded Octets  : 0                    RPF Mismatches    : 0
Spt threshold     : 0 kbps                ECMP opt threshold : 7
Admin bandwidth   : 1 kbps                Preference         : 0

-----
Groups : 2
=====
*B:Dut-C#

A:Dut-A# show router pim group detail
=====
PIM Source Group ipv4
  
```

```

=====
Group Address      : 239.1.1.1
Source Address    : 10.1.1.21
RP Address        : 10.20.1.4
Advt Router      : 10.20.1.3
Flags            :
Type              : (S,G)
MRIB Next Hop    : 10.10.2.3
MRIB Src Flags   : remote
Standby Src Flags : remote
keepalive Timer  : Not Running
Up Time          : 0d 00:01:22
Resolved By      : rtable-u

Up JP State       : Joined
Up JP Expiry     : 0d 00:00:00
Up JP Rpt        : Pruned
Up JP Rpt Override : 0d 00:00:00
Up Stdbyp JP State : Joined
Up Stdbyp JP Expiry : 0d 00:00:12

Register State   : No Info
Reg From Anycast RP: No

Rpf Neighbor     : 10.10.2.3
Incoming Intf    : ip-10.10.2.1
Outgoing Host List : ix
Stdbyp Rpf Neighbor : 10.10.1.2
Stdbyp Intf      : ip-10.10.1.1

Curr Fwding Rate : 0.0 kbps
Forwarded Packets : 0
Discarded Packets : 0
Forwarded Octets  : 0
RPF Mismatches    : 0
Spt threshold     : 0 kbps
ECMP opt threshold : 7
Admin bandwidth   : 1 kbps
=====
PIM Source Group ipv4

```

Table 166: PIM Group Fields

Label	Description
Group Address	The IP multicast group address for which this entry contains information
Source Address	The source address of the multicast sender. The value is 0 if the type is configured as starg . The address of the Rendezvous Point (RP) display when the type is configured as starRP .
RP Address	The RP address
Type	The type of entry, (*,*, rp)/(*,G) or (S,G).
Spt Bit	Specifies whether to forward on (*,*, rp)/(*,G) or on (S,G) state. It is updated when the (S,G) data comes on the RPF interface towards the source.
Incoming Intf	The interface on which the traffic comes in. It can be the RPF interface to the RP (if starg) or the source (if sg).
Num Oifs	The number of interfaces in the inherited outgoing interface list. An inherited list inherits the state from other types.
Flags	The different lists to which this interface belongs

Label	Description
Keepalive Timer Exp	The keepalive timer expiration which is applicable only for (S,G) entries. The (S,G) keepalive timer is updated by data being forwarded using this (S,G) Forwarding state. It is used to keep (S,G) state alive in the absence of explicit (S,G) joins.
MRIB Next Hop	The next hop address towards the RP
MRIB Src Flags	MRIB information about the source. If the entry is of type starg or starstarrp, it will contain information about the RP for the group.
Up Time	The time since this source group entry was created.
Resolved By	The route table used for RPF check.
Up JP State	The upstream join prune state for this entry on the interface. PIM join prune messages are sent by the downstream routers towards the RPF neighbor.
Up JP Expiry	The minimum amount of time remaining before this entry will be aged out.
Up JP Rpt	The join prune Rpt state for this entry on the interface. PIM join/prune messages are sent by the downstream routers towards the RPF neighbor. (S,G, rpt) state is a result of receiving (S,G, rpt) JP message from the downstream router on the RP tree.
Up JP Rpt Override	The value used to delay triggered Join (S,G, rpt) messages to prevent implosions of triggered messages. If this has a non-zero value, it means that the router was in 'not Pruned' state and it saw a prune (S,G, rpt) message being sent to RPF (S,G, rpt). If the router sees a join (S,G, rpt) override message being sent by some other router on the LAN while the timer is still non-zero, it simply cancels the override timer. If it does not see a join (S,G, rpt) message, then on expiry of the override timer, it sends its own join (S,G, rpt) message to RPF (S,G, rpt). A similar scenario exists when RPF (S,G, rpt) changes to become equal to RPF (*,G).
Register State	The register state. The register state is kept at the source DR. When the host starts sending multicast packets and if there are no entries programmed for that group, the source DR sends a register packet to the RP (g). Register state transition happen based on the register stop timer and the response received from the RP.
Register Stop Exp	The time remaining before the register state might transition to a different state

Label	Description
Register from Anycast RP	The status of the register packet for that group received from one of the RP from the anycast-RP set
RPF Neighbor	The address of the RPF neighbor
Outgoing Intf List	A list of interfaces on which data is forwarded.
Curr Fwding Rate	The current forwarding rate of the multicast data for this group and source. This forwarding rate is calculated before ingress QoS policing or shaping is applied.
Forwarded Packets	The number of multicast packets that were forwarded to the interfaces in the outgoing interface list. This packet count is before ingress QoS policing or shaping is applied.
Discarded Packets	The number of multicast packets that matched this source group entry but were discarded. For (S,G) entries, if the traffic is getting forwarded on the SPT, the packets arriving from the RPT will be discarded.
Forwarded Octets	The number of octets forwarded
RPF Mismatches	The number of multicast packets that matched this source group entry but they did not arrive on the interface.
Spt threshold	The value of the SPT threshold configured for that group. 0 kb/s means that the switch to the SP tree occurs immediately.

group

Syntax

group *aa-group-id* [: *partition-id*]

Context

[\[Tree\]](#) (clear>application-assurance group)

Full Context

clear application-assurance group

Description

This command clears application assurance group data.

Parameters

aa-group-id

Specifies a group of ISA MDAs.

Values 1 to 255

partition-id

Specifies a partition within a group.

Values 1 to 65535

Platforms

7450 ESS, 7750 SR, 7750 SR-e, 7750 SR-s, VSR

group

Syntax

group [*group-name*] [**detail**]

Context

[\[Tree\]](#) (show>router>rip group)

Full Context

show router rip group

Description

This command displays RIP group information.

Parameters

group-name

Displays RIP group information for the specified group.

detail

Displays detailed RIP group information.

Platforms

All

Output

[Table 167: RIP Group Fields](#) describes the standard command output fields for a RIP group.

Table 167: RIP Group Fields

Label	Description
Group	The RIP group name.
Adm	Down — The RIP group is administratively down. Up — The RIP group is administratively up.

Label	Description
Opr	Down — The RIP group is operationally down. Up — The RIP group is operationally up.
Send Mode	Bcast — Specifies that RIPv2 formatted messages are sent to the broadcast address. Mcast — Specifies that RIPv2 formatted messages are sent to the multicast address. None — Specifies that no RIP messages are sent (silent listener). RIPv1 — Specifies that RIPv1 formatted messages are sent to the broadcast address.asp
Recv Mode	Both — Specifies that RIP updates in either version 1 or version 2 format will be accepted. None — Specifies that RIP updates will not be accepted. RIPv1 — Specifies that RIP updates in version 1 format only will be accepted. RIPv2 — Specifies that RIP updates in version 2 format only will be accepted.
Metric In	The metric value added to routes received from a RIP neighbor.

The following output is an example of RIP group information.

Sample Standard RIP Group Output

```
A:ALA-A# show router rip group
=====
RIP Groups
=====
Group                Adm      Opr      Send Mode  Recv Mode  Metric In
-----
rip-group            Up       Down     BCast      Both       1
=====
A:ALA-A#
```

Sample Detailed Output

```
A:ALA-A# show router rip group detail
=====
RIP groups (Detail)
=====
-----
Group "rip-group"
-----
Description      : No Description Available
Admin State      : Up
Oper State       : Down
Send Mode        : Broadcast
Receive Mode     : Both
Metric In        : 1
Metric Out       : 1
Split Horizon    : Enabled
Check Zero       : Disabled
Message Size     : 25
Preference       : 100
```

```
Auth. Type      : None          Update Timer    : 30
Timeout Timer   : 180          Flush Timer     : 120
Export Policies:
  None
Import Policies:
  None
=====
A:ALA-A#
```

group

Syntax

group [*group-name*] [**detail**]

Context

[\[Tree\]](#) (show>router>ripng group)

Full Context

show router ripng group

Description

This command displays RIPng group information.

Parameters

group-name

Displays RIPng group information for the specified group.

detail

Displays detailed RIPng group information.

Platforms

All

Output

The following output is an example of RIPng group information.

Sample Output

```
*A:Dut-C>config>router>if# show router ripng group "A"
=====
RIP-NG Groups
=====
Group                               Adm      Opr      Send    Recv    Metric
Mode                               Mode     Mode     Mode     Mode     In
-----
A                                   Up       Up       RipNg   RipNg   1
-----
Groups : 1
=====
*A:Dut-C>config>router>if# show router ripng group "A" detail
=====
```

```

RIP-NG groups (Detail)
=====
-----
Group "A"
-----
Description      : No Description Available
Admin State      : Up                               Oper State      : Up
Send Mode        : RipNg                           Receive Mode    : RipNg
Metric In        : 1                               Metric Out      : 1
Split Horizon    : Enabled                         Check Zero      : Disabled
Message Size     : 25                             Preference     : 100
Update Timer     : 1                               Flush Timer     : 5
Timeout Timer    : 5
BFD              : Enabled
Export Policies:
  directToRipng
Import Policies:
  None
=====

```

group

Syntax

group *grp-ip-address* [**source** *ip-address*] [**interval** *interval*] [**repeat** *repeat*] [**absolute** | **rate**]

Context

[\[Tree\]](#) (monitor>router>pim group)

Full Context

monitor router pim group

Description

This command monitors statistics for a PIM source group.

Parameters

grp-ip-address

Specifies the IP address of an multicast group that identifies a set of recipients that are interested in a particular data stream.

ip-address

Specifies the source IP address to use in the ping requests in dotted decimal notation.

Values 0.0.0.0 to 255.255.255.255

Default the IP address of the egress IP interface

interval

Configures the interval for each display, in seconds.

Values 10, 20, 30, 40, 50, 60

Default 10

repeat

Configures how many times the command is repeated.

Values 1 to 999

Default 10

absolute

Displays raw statistics, without processing. No calculations are performed on the delta or rate statistics.

rate

Displays rate-per-second for each statistic instead of the delta.

Platforms

All

11.10 group-encryption

group-encryption

Syntax

group-encryption

Context

[\[Tree\]](#) (show group-encryption)

Full Context

show group-encryption

Description

Commands in this context display group encryption information.

Platforms

7450 ESS, 7750 SR, 7750 SR-e, 7750 SR-s, VSR

group-encryption

Syntax

group-encryption

Context

[\[Tree\]](#) (clear group-encryption)

Full Context

clear group-encryption

Description

Commands in this context clear group encryption parameters.

Platforms

7450 ESS, 7750 SR, 7750 SR-e, 7750 SR-s, VSR

11.11 group-interface

group-interface

Syntax

group-interface [**fwd-service** *service-id*] [*ip-int-name*] [**detail**] [**group**] [*grp-address*]

Context

[\[Tree\]](#) (show>router>igmp group-interface)

Full Context

show router igmp group-interface

Description

This command displays IGMP group-interface information.

Parameters

service-id

Specifies the service ID.

Values service-id: 1 to 2148278386
svc-name: up to 64 characters.

ip-int-name

Specifies an IP interface name, up to 32 characters.

detail

Displays detailed information.

group

Displays information for the group IP address.

grp-address

Displays information for the group IP address in the multicast group address format or zero.

Platforms

7450 ESS, 7750 SR, 7750 SR-a, 7750 SR-e, 7750 SR-s, VSR

group-interface

Syntax

group-interface [**fwd-service** *service-id*] [*ip-int-name*] [**detail**] [**group**] [*grp-ipv6-address*]

Context

[\[Tree\]](#) (show>router>mld group-interface)

Full Context

show router mld group-interface

Description

This command displays MLD group-interface information.

Parameters

service-id

Specifies the service ID.

Values service-id: 1 to 2148278386
svc-name: up to 64 characters.

ip-int-name

IP interface name, up to 32 characters.

detail

Displays detailed information.

group

Displays information from the group IPv6 address.

grp-ipv6-address

Group IPv6 address.

Platforms

7450 ESS, 7750 SR, 7750 SR-a, 7750 SR-e, 7750 SR-s, VSR

group-interface

Syntax

```
group-interface [fwd-service service-id] [ip-int-name]
```

Context

[\[Tree\]](#) (show>router>mld>statistics group-interface)

Full Context

```
show router mld statistics group-interface
```

Description

This command displays MLD group interface statistics information.

Parameters

service-name

Displays information associated with the specified service name.

ip-int-name

Displays information associated with the specified IP interface name.

Platforms

7450 ESS, 7750 SR, 7750 SR-a, 7750 SR-e, 7750 SR-s, VSR

group-interface

Syntax

```
group-interface [fwd-service service-id] [ip-int-name]
```

Context

[\[Tree\]](#) (show>router>igmp>statistics group-interface)

Full Context

```
show router igmp statistics group-interface
```

Description

This command displays IGMP statistics for group interfaces.

Parameters

service-id

Specifies the service ID.

Values *service-id*: 1 to 2148278386

svc-name: Up to 64 characters

ip-int-name

Specifies the IP interface name, up to 32 characters.

Platforms

All

11.12 groups

groups

Syntax

groups [**group** *group-ip-address*]

groups [**group** *group-ip-address*] **detail**

groups [**group** *group-ip-address*] **summary**

Context

[\[Tree\]](#) (show>service>active-subscribers>host-tracking groups)

Full Context

show service active-subscribers host-tracking groups

Description

This command displays active subscriber host tracking groups information.

Parameters

group-ip-address

Displays information about the group address of the active subscriber group.

Values ipv4address: a.b.c.d
 ipv6address: FFx4::/16 up to FFxE::/16
 x [0..F]H

detail

Displays detailed information about the group address of the active subscriber group.

summary

Displays summarized group information for active subscribers.

Platforms

7450 ESS, 7750 SR, 7750 SR-a, 7750 SR-e, 7750 SR-s, VSR

11.13 grpc

grpc

Syntax

grpc

grpc connection

grpc rpc [*rpc-id*]

Context

[\[Tree\]](#) (show>system grpc)

Full Context

show system grpc

Description

This command displays gRPC server information.

Parameters

connection

This command displays information for gRPC connections.

rpc-id

Specifies an rpc ID.

Values 0 to 4294967295

Platforms

All

Output

The following is an example of system gRPC information.

[Table 168: Show System gRPC Output Fields](#) describes system gRPC output fields.

Sample Output

```
A:admin@Dut-A# show system grpc
=====
gRPC Server
=====
Administrative State      : Enabled
Operational State        : Up
Supported services
-----
gNMI Version              : 0.4.0
=====
```

```
A:admin@Dut-A# show system grpc connection
=====
gRPC Server connections
=====
Address           : 192.99.5.0
Port              : 49648
Establishment Time : 2018/02/20 09:51:48
Active RPC Count  : 0
Total RPC Count   : 1
Rx Bytes          : 2954
Tx Bytes          : 3908
-----
No. of connections : 1
=====

A:node-6>show>system# grpc rpc
=====
gRPC Server RPCs
=====
No. of RPCs      : 0
=====
```

Table 168: Show System gRPC Output Fields

Label	Description
gRPC Server	Specifies the gRPC server name.
Administrative State	Specifies the administrative state (Enabled, Disabled).
Operational State	Specifies the operational state (Up, Down).
Supported services	Specifies the supported services.
gNMI Version	Specifies the gNMI version.
Address	Specifies the IP address.
Port	Specifies the port number.
Establishment Time	Specifies the establishment time.
Active RPC Count	Specifies the active RPC count.
Total RPC Count	Specifies the total RPC count.
Rx Bytes	Specifies the number of received bytes.
Tx Bytes	Specifies the number of transmitted bytes.
No. of connections	Specifies the number of gRPC connections.

Label	Description
No. of RPCs	Specifies the number of RPCs.

grpc

Syntax

grpc

Context

[\[Tree\]](#) (show>system>telemetry grpc)

Full Context

show system telemetry grpc

Description

This command displays the gRPC server status.

Platforms

All

Output

The following is an example of gRPC server information.

[Table 169: Show System gRPC Output Fields](#) describes gRPC fields.

Sample Output

```

=====
gRPC Server
=====
Administrative State      : Disabled
Operational State       : Down
=====

```

Table 169: Show System gRPC Output Fields

Labels	Description
gRPC Server	
Administrative State	Enabled — Displays that gRPC is enabled. Disabled — Displays that gRPC is disabled.
Operational State	Up — Displays that gRPC is operational. Down — Displays that gRPC is not operational.

11.14 grt-lookup

grt-lookup

Syntax

grt-lookup

Context

[\[Tree\]](#) (clear>router grt-lookup)

Full Context

clear router grt-lookup

Description

This command re-evaluates route policies for GRT.

Platforms

All

11.15 gsmp

gsmp

Syntax

gsmp

Context

[\[Tree\]](#) (show>service>id gsmp)

Full Context

show service id gsmp

Description

Commands in this context display GSMP information.

Platforms

All

gsmp

Syntax

gsmp

Context

[\[Tree\]](#) (clear>service>id gsmp)

Full Context

clear service id gsmp

Description

Commands in this context clear GSMP statistics.

Platforms

All

11.16 gtm

gtm

Syntax

gtm

Context

[\[Tree\]](#) (show>router gtm)

Full Context

show router gtm

Description

This command multicast GTM related information.

Platforms

All

Output

The following is an example of router GTM information.

Sample Output

```
*A:Dut-A# show router gtm  
=====
```



```

GTM (MVPN Base) configuration data
=====
signaling          : Bgp          auto-discovery      : Default
UMH Selection     : Highest-Ip      SA withdrawn       : Disabled
intersite-shared  : Enabled         Persist SA         : Disabled
vrf-import        : N/A
vrf-export        : N/A
vrf-target        : unicast
C-Mcast Import RT : target:10.20.1.2:0

ipmsi             : rsvp IpmsiTpl
i-pmsi P2MP AdmSt : Up
i-pmsi Tunnel Name : IpmsiTpl-gtm-73780
enable-bfd-root   : false          enable-bfd-leaf    : false
Mdt-type          : sender-receiver

BSR signalling    : none
Wildcard s-pmsi  : Disabled
Multistream-SPMSI : Disabled
s-pmsi           : none
data-delay-interval : 3 seconds
enable-asm-mdt    : N/A
=====
  
```

11.17 gtp

gtp

Syntax

gtp

Context

[\[Tree\]](#) (show>router gtp)

Full Context

show router gtp

Description

This command displays operational information related to GTP usage in the specified routing context.

Platforms

7750 SR, 7750 SR-e, 7750 SR-s, VSR

gtp

Syntax

gtp

Context

[\[Tree\]](#) (show>subscr-mgmt gtp)

Full Context

```
show subscriber-mgmt gtp
```

Description

This command displays router operational GTP information.

Platforms

7750 SR, 7750 SR-e, 7750 SR-s, VSR

```
gtp
```

Syntax

```
gtp
```

Context

[\[Tree\]](#) (clear>router gtp)

Full Context

```
clear router gtp
```

Description

Commands in this context clear GTP information in this routing context.

Platforms

7750 SR, 7750 SR-e, 7750 SR-s, VSR

```
gtp
```

Syntax

```
gtp session all
```

```
gtp session apn apn
```

```
gtp session apn apn imsi imsi
```

```
gtp session imsi imsi
```

```
gtp statistics
```

Context

[\[Tree\]](#) (clear>subscr-mgmt gtp)

Full Context

```
clear subscriber-mgmt gtp
```

Description

This command clears all GTP sessions matching the specified criteria. Associated objects, such as the ESM subscriber in a GTP uplink scenario are also removed.

Parameters

session

Specifies to remove GTP sessions.

all

Specifies to remove all GTP sessions in the system.

statistics

Specifies to clear GTP statistics.

apn

Specifies the APN identifying the session, up to 100 characters.

imsi

Specifies the IMSI identifying the session, in the format of a string of digits between 9 and 15.

Platforms

7750 SR, 7750 SR-e, 7750 SR-s, VSR

```
gtp
```

Syntax

```
gtp
```

```
gtp gtp-filter gtp-filter-name
```

Context

[\[Tree\]](#) (show>app-assure>group gtp)

Full Context

```
show application-assurance group gtp
```

Description

This command displays GTP (General packet radio service (GPRS) Tunneling Protocol) information.

Parameters

gtp-filter-name

Specifies a GTP filter name, up to 32 characters. When a filter is specified, all traffic is examined as described in the `tmnxBsxGtpFiltrTable`.

Platforms

7450 ESS, 7750 SR, 7750 SR-e, 7750 SR-s, VSR

Output

The following is an example output for the **gtp gtp-filter** command.

Sample Output

```

show application-assurance group 1:0 gtp gtp-filter "bob"
=====
Application Assurance Group 1:0 GTP Filter "bob"
=====
Description                : (Not Specified)
Maximum payload length     : (Not Specified)
Default action              : permit
Default gtp v2 action      : deny
Default imsi-apn action    : deny
GTP in GTP action          : deny
Validate GTP tunnels       : enabled
Validate sequence number   : enabled
Validate source IP address : enabled
Configured messages        : 2
Configured gtp v2 messages : 3
Configured imsi apn filters : 3

Packets arrived            : 1070
Packets denied
  Payload length          : 0
  Message type            : 0
  GTP-v2 Message type     : 100
  Mandatory header        : 0
  Extension header        : 0
  Information element      : 0
  Invalid TEID            : 25
  IMSI-APN                : 200
  Invalid Sequence Number : 300
  Invalid Source IP add*  : 120
  Missing Mandatory IEs   : 0
  GTP in GTP              : 325
  No tunnel resource       : 0
  Tunnel endpoint limit    : 0
Packets permitted         : 0
=====
  
```

gtp

Syntax

gtp

Context

[\[Tree\]](#) (clear>app-assure>group gtp)

Full Context

clear application-assurance group gtp

Description

This command clears the application-assurance GTP.

Platforms

7450 ESS, 7750 SR, 7750 SR-e, 7750 SR-s, VSR

11.18 gtp-statistics

gtp-statistics

Syntax

gtp-statistics

Context

[\[Tree\]](#) (show>subscr-mgmt>wlan-gw gtp-statistics)

Full Context

show subscriber-mgmt wlan-gw gtp-statistics

Description

This command displays GTP statistics.

Platforms

7750 SR, 7750 SR-e, 7750 SR-s, VSR

Output

The following is an example of WLAN-GW GTP statistics.

Sample Output

```
*A:Dut-C# show subscriber-mgmt wlan-gw gtp-statistics
=====
GTP statistics
=====
tx echo requests                : 33
tx echo responses               : 0
tx errors                       : 0
rx echo requests               : 0
rx echo responses              : 33
rx errors                       : 0
rx version not supported       : 0
rx zero TEID responses         : 0
path faults                    : 0
path restarts                  : 0
tx invalid msgs                : 0
tx create PDP context requests : 4
tx create PDP context responses : 0
tx delete PDP context requests : 0
```

```
tx delete PDP context responses          : 0
tx create session requests               : 0
tx create session responses              : 0
tx delete session requests               : 0
tx delete session responses              : 0
tx delete bearer requests                : 0
tx delete bearer responses                : 0
tx create bearer responses                : 0
tx update bearer responses                : 0
tx modify bearer requests                : 0
tx modify bearer responses                : 0
tx error indication count                 : 0
rx invalid msgs                           : 0
rx create PDP context requests            : 0
rx create PDP context responses           : 4
rx delete PDP context requests            : 0
rx delete PDP context responses           : 0
rx create session requests                : 0
rx create session responses               : 0
rx delete session requests                : 0
rx delete session responses               : 0
rx delete bearer requests                 : 0
rx delete bearer responses                : 0
rx create bearer requests                 : 0
rx update bearer requests                 : 0
rx modify bearer requests                 : 0
rx modify bearer responses                 : 0
rx error indication count                  : 0
rx invalid pkt length                     : 0
rx unknown pkts                           : 0
rx missing IE pkts                        : 0
rx bad IP header pkts                     : 0
rx bad UDP header pkts                    : 0
rx discarded pkts                          : 0
rx in-session discarded pkts              : 0
rx pkts                                   : 37
tx discarded pkts                          : 0
tx pkts                                    : 37
=====
*A:Dut-C#
```

12 h Commands

12.1 handler

```
handler
```

Syntax

```
handler [handler-name]
```

```
handler detail
```

Context

```
[Tree] (show>log>event-handling handler)
```

Full Context

```
show log event-handling handler
```

Description

Commands in this context display EHS handler information.

Parameters

handler-name

Specifies the name of a specific handler up to 32 characters in length.

detail

Keyword to list details of all handlers.

Platforms

All

Output

The following is an example of handler information.

[Table 170: Handler Output Field Descriptions](#) describes handler output fields.

Sample Output

```
A:node1>show>log>event-handling# handler
=====
Event Handling System - Handler List
=====
Handler          Admin  Oper   Description
Name            State  State
-----
-----
```

```

h-sample          up      up
h-main           up      up
h-backup         down    down
=====
*A:7950 XRS-20# show log event-handling handler "h-sample"
=====
Event Handling System - Handlers
=====
Handler          : h-sample
=====
Description      : (Not Specified)
Admin State      : up              Oper State : up
-----
Handler Action-List Entry
-----
Entry-id         : 10
Description      : (Not Specified)
Admin State      : up              Oper State : up
Script
  Policy Name    : sp-sample
  Policy Owner   : TiMOS CLI
Min Delay        : 0
Last Exec       : 05/24/2015 19:03:31
-----
Handler Action-List Entry Execution Statistics
  Enqueued       : 4
  Err Launch     : 0
  Err Adm Status : 0
  Total          : 4
=====
  
```

Table 170: Handler Output Field Descriptions

Label	Description
Handler	The name of the handler.
Description	The handler description string.
Admin State	The administrative state of the handler.
Oper State	The operational state of the handler.
Handler Action-List Entry	
Entry-id	The action-list entry identifier.
Description	The action-list entry description string.
Admin State	The administrative state of the action-list entry.
Policy Name	The name of the related script policy.
Policy Owner	The owner of the related script policy.
Last Exec	The timestamp of the last successful execution of the action-list entry.

Label	Description
Handler Action-List Entry Execution Statistics	
Enqueued	The number of times the action-list entry was successfully passed on to the SR OS sub-system or module that will attempt to process and execute the action. For a script-policy entry, this indicates that the script request has been enqueued but does not necessarily indicate that the script has successfully launched or completed. For status and information about the script, use the show>system>script-control command.
Err Launch	The number of times the action-list entry was not successfully handed over to the next SR OS sub-system or module in the processing chain. This can be caused by a variety of conditions including a full script request input queue.
Err Adm Status	The number of times the action-list entry was not executed because the entry was administratively disabled.
Total	The total number of times that the action-list entry attempted execution.

handler

Syntax

handler *event-handler-name*

Context

[\[Tree\]](#) (clear>log>event-handling handler)

Full Context

clear log event-handling handler

Description

This command clears the counters in the **show log event-handling handler** *handler-name* output. It does not affect the global or aggregate counters shown using the **information** command.

Parameters

handler-name

Specifies the name of the event handler, up to 32 characters in length.

Platforms

All

12.2 hash-control

hash-control

Syntax

hash-control

Context

[\[Tree\]](#) (show>system>security hash-control)

Full Context

show system security hash-control

Description

Commands in this context display hash-control configuration information.

Platforms

All

12.3 hierarchy

hierarchy

Syntax

hierarchy [**subscriber** *sub-ident-string*]

Context

[\[Tree\]](#) (show>service>active-subscribers hierarchy)

Full Context

show service active-subscribers hierarchy

Description

This command displays active subscriber hierarchy information. To display an IPoE/PPP session, the group of hosts within the session is visually indented. Additional information related to the session is also shown. For PPPoE, the circuit ID and remote ID if used is shown. For IPoE, the key used to group the session is shown (for example, the circuit ID). The command also display PD host which are modeled as a managed route. The PD managed route is directly underneath and points to the host that it is using as the next hop. The PD managed route forwarding status is also shown, where (N) indicates that the route is not forwarding.

Parameters

sub-ident-string

Specifies the subscriber ID of the active subscriber, up to 32 characters.

Platforms

7450 ESS, 7750 SR, 7750 SR-a, 7750 SR-e, 7750 SR-s, VSR

Output

The following output displays active subscriber hierarchy information.

Sample Output

```
*A:eng-BNG-2# show service active-subscribers hierarchy
=====
Active Subscribers Hierarchy
=====
-- user_1
  (no-prof)
  |
  |-- sap:1/1/20:841 - sla:no-prof
    |
    |-- IPOE-session - mac:00:00:10:10:12:13 - svc:1000
      |
      |-- 192.168.0.13 - DHCP
    -----
Number of active subscribers : 1
Flags: (N) = the host or the managed route is in non-forwarding state
=====
```

```
B:Dut-C# show service active-subscribers hierarchy
=====
Active Subscribers Hierarchy
=====
-- basic1
  (sub_S1)
  |
  |-- sap:1/1/2:51 - sla:slaS2S1
    |
    |-- 3fe0:0:0:10::/64 - mac:10:00:00:00:01:10 - DHCP6 - svc:10
  |
  |-- sap:1/1/2:113 - sla:sla17S1 PPP session:23
    |
    |-- PPP-session - mac:10:00:00:00:01:91 - sid:1 - svc:10
      |
      |-- 10.1.0.111 - IPCP
        |
        |-- 3fe1:0:0:11::/64 - SLAAC
    -----
Number of active subscribers : 1
Flags: (N) = the host or the managed route is in non-forwarding state
=====
*B:Dut-C#
```

```
*A:eng-BNG-2# show service active-subscribers hierarchy radius-acct
=====
Active Subscribers Hierarchy (accounting information)
=====
-- user_1
```

```
(no-prof)
|
+-- sap:1/1/20:841 - sla:no-prof
|   |
|   +-- no radius acct
|   |   session-id          : D854FF0000000B5DF40326
|   |
|   +-- IPOE-Session - mac:00:00:10:10:12:13
|   |   |
|   |   +-- no radius acct
|   |   |   session-id      : D854FF000000095DF40326
|   |   |
|   |   +-- 192.168.0.13
|   |   |
|   |   +-- no radius acct
|   |   |   session-id      : D854FF0000000A5DF40326
|   |
|   -----
|   Number of active subscribers : 1
|   =====
```

12.4 histogram

histogram

Syntax

histogram router *router-instance* **pool** *pool-name* **bucket-size** [1..65536] **num-buckets** [2..50]

Context

[\[Tree\]](#) (tools>dump>nat histogram)

Full Context

tools dump nat histogram

Description

This command displays a NAT pool port usage histogram

Parameters

router *router-instance*

Specifies the router instance.

pool *pool-name*

Specifies the identification of the NAT pool.

bucket-size [1..65536]

Specifies the unit of the X-axis of the histogram; a value of ten, for example, would return in a histogram with results for [0-9], [10-19], [20-29], ... ports.

num-buckets [2..50]

Specifies the size of the histogram; a value of five, for example, would result in five results:
[0-9], [10-19], [20-29], [30-39], [40-infinite].

Platforms

7450 ESS, 7750 SR, 7750 SR-e, 7750 SR-s, VSR

12.5 host

host

Syntax

host [**detail**] [**wholesaler** *service-id*] [**session** {**none** | **ipoe** | **ppp**}] [**router-advertisement-policy** *policy-name*]

host interface *interface-name* [**detail**] [**wholesaler** *service-id*] [**session** {**none** | **ipoe** | **ppp**}] [**router-advertisement-policy** *policy-name*]

host mac *ieee-address* [**detail**] [**wholesaler** *service-id*] [**session** {**none** | **ipoe** | **ppp**}] [**router-advertisement-policy** *policy-name*]

host ipv6-address *ipv6-prefix* [**detail**] [**wholesaler** *service-id*] [**session** {**none** | **ipoe** | **ppp**}] [**router-advertisement-policy** *policy-name*]

host sap *sap-id* [**detail**] [**wholesaler** *service-id*] [**session** {**none** | **ipoe** | **ppp**}] [**router-advertisement-policy** *policy-name*]

Context

[\[Tree\]](#) (show>service>id>slaac host)

Full Context

show service id slaac host

Description

This command displays SLAAC host related information.

Parameters

detail

Specifies to display detailed SLAAC host related information.

service-id

Specifies the service ID of the wholesaler.

Values 1 to 2147483647

session

Specifies to display information about SLAAC hosts that are associated with an IPoE session or a PPP session.

Values none, ipoe, ppp

interface-name

Specifies the interface name, up to 32 characters.

ieee-address

Specifies the MAC address for which to display SLAAC host information.

ipv6-address

Specifies the IPv6 address for which to display SLAAC host information.

sap-id

Specifies the physical port identifier portion of the SAP definition.

policy-name

Specifies the name of the router advertisement policy.

Platforms

7450 ESS, 7750 SR, 7750 SR-a, 7750 SR-e, 7750 SR-s, VSR

Output

The following is an example of detailed SLAAC host information.

Sample Output

```
*A:eng-BNG-2# show service id 1000 slaac host detail
=====
SLAAC hosts for service 1000
=====
Service ID       : 1000
Prefix           : 2001:1000:bad:beef::/64
Interface Id     : N/A
Mac Address      : 00:00:10:10:12:12
Subscriber-interface : sub-int-01
Group-interface  : grp-int-01
SAP              : 1/1/20:841
Termination Type : local
Creation Time    : 2017/02/13 22:05:03
Persistence Key  : N/A
Router adv. policy : ra-policy-01
IPoE|PPP session : No
Radius sub-if prefix : N/A
IPoE Trigger     : rtr-solicit
Last Auth Time   : 2017/02/13 22:05:03
Inactivity Timer : N/A
Sub-Ident        : "host-1"
Sub-Profile-String : "no-prof"
SLA-Profile-String : "no-prof"
App-Profile-String : ""
ANCP-String      : ""
Int Dest Id      : ""
Category-Map-Name : ""
Info origin      : radius
Pool             : ""
Primary-Dns      : N/A
Secondary-Dns    : N/A
Circuit Id       : N/A
Remote Id        : N/A
```

```

Subscriber Host Limit Overrides
ipv4-arp      : 1
ipv4-dhcp    : 1
ipv4-ppp     : 1
ipv4-overall : 1
ipv6-pd-ipoe-dhcp : 1
ipv6-pd-ppp-dhcp : 1
ipv6-pd-overall : 1
ipv6-wan-ipoe-dhcp : 1
ipv6-wan-ipoe-slaac : 1
ipv6-wan-ppp-dhcp : 1
ipv6-wan-ppp-slaac : 1
ipv6-wan-overall : 1
ipv6-overall  : 1
lac-overall  : 1
overall      : 1
SLA Profile Instance Host Limit Overrides
ipv4-arp      : 1
ipv4-dhcp    : 1
ipv4-ppp     : 1
ipv4-overall : 1
ipv6-pd-ipoe-dhcp : 1
ipv6-pd-ppp-dhcp : 1
ipv6-pd-overall : 1
ipv6-wan-ipoe-dhcp : 1
ipv6-wan-ipoe-slaac : 1
ipv6-wan-ppp-dhcp : 1
ipv6-wan-ppp-slaac : 1
ipv6-wan-overall : 1
ipv6-overall  : 1
lac-overall  : 1
overall      : 1
Subscriber Session Limit Overrides
ipoe         : 1
pppoe-local  : 1
pppoe-lac    : 1
pppoe-overall : 1
l2tp-lns     : 1
l2tp-lts     : 1
l2tp-overall : 1
overall      : 1
SLA Profile Instance Session Limit Overrides
ipoe         : 1
pppoe-local  : 1
pppoe-lac    : 1
pppoe-overall : 1
l2tp-lns     : 1
l2tp-lts     : 1
l2tp-overall : 1
overall      : 1
-----
Number of hosts : 1
=====

*A:Dut-A# show service id 13 slaac host router-advertisement-policy ra-policy-01
=====
SLAAC hosts for service 13
=====
Prefix          Mac Address      Sap Id          MC-Stdby
  IntId
-----
2013:bad:beef:1::/64    00:00:00:00:00:13    1/1/1:13
N/A
  
```

```

2013:bad:beef:2::/64      00:00:00:00:00:14    1/1/1:13
N/A
2013:bad:beef:3::/64      00:00:00:00:00:15    1/1/1:13
N/A
-----
Number of hosts : 3
=====
*A:Dut-A#

```

[Table 171: Service SLAAC Host Field Descriptions](#) describes service SLAAC host information.

Table 171: Service SLAAC Host Field Descriptions

Field	Description
Service ID	The service identifier.
Prefix	The prefix for the service
Interface Id	The interface identifier of this SLAAC host. If the SLAAC host has multiple addresses, this field will only show the interface identifier of one of them.
Mac Address	The MAC address of the this SLAAC host
Subscriber-interface	The subscriber interface name
Group-interface	The subscriber interface group interface name
SAP	The service SAP ID
Termination Type	The termination type of this SLAAC host
Creation Time	The date and time the service was created
Persistence Key	The key value that can be used to track this SLAAC host in the persistence file.
Router adv. policy	The name of the router advertisement policy associated with the SLAAC host during authentication
IPoE PPP session	The indication if this SLAAC host belongs to an IPoE or PPP session
Radius sub-if prefix	The subscriber interface prefix that is received from a Radius server
IPoE Trigger	The trigger name
Last Auth Time	The sysUpTime at the time of the last authentication for this session
Inactivity Timer	The remaining time in seconds before the host is removed. A value of 0 indicates no inactivity timer is active.

Field	Description
Sub-Ident	The name of the subscriber identification policy
Sub-Profile-String	The name of the subscriber profile
SLA-Profile-String	The name of the SLA profile
App-Profile-String	The application profile string
ANCP-String	The ANCP string applicable for this session
Int Dest ID	The intermediate destination identifier applicable for this session
Category-Map-Name	The category map name applicable for this session
Info origin	The server that provided the Sub-profile, SLA profile, Ancp string and Intermediate Destination Id
Pool	the DHCP server pool from which the SLAAC prefix is allocated
Primary-Dns	the primary DNS server
Secondary-Dns	the secondary DNS server
Circuit ID	circuit ID of this host
Remote ID	remote ID of this host
Subscriber Host Limit Overrides and SLA Profile Instance Host Limit Overrides: (only shown when overrides are active)	
ipv4-arp	The total number of IPv4 ARP hosts limit
ipv4-dhcp	The total number of IPv4 DHCP hosts limit
ipv4-ppp	The total number of IPv4 PPP hosts limit
ipv4-overall	The total number of IPv4 hosts limit
ipv6-pd-ipoe-dhcp	The total number of IPv6 IPoE DHCP Prefix Delegation hosts (IA-PD) limit
ipv6-pd-ppp-dhcp	The total number of IPv6 PPPoE DHCP Prefix Delegation hosts (IA-PD) limit
ipv6-pd-overall	The total number of IPv6 DHCP Prefix Delegation hosts (IA-PD) limit
ipv6-wan-ipoe-dhcp	The total number of IPv6 IPoE DHCP WAN hosts (IA-NA) limit
ipv6-wan-ipoe-slaac	The total number of IPv6 IPoE SLAAC WAN hosts limit

Field	Description
ipv6-wan-ppp-dhcp	The total number of IPv6 PPPoE DHCP WAN hosts (IA-NA) limit
ipv6-wan-ppp-slaac	The total number of IPv6 PPPoE SLAAC WAN hosts limit
ipv6-wan-overall	The total number of IPv6 WAN hosts limit
ipv6-overall	The total number of IPv6 hosts limit
lac-overall	The total number of L2TP LAC hosts limit
overall	The total number of subscriber hosts limit
Subscriber Session Limit Overrides and SLA Profile Instance Session Limit Overrides: (only shown when overrides are active)	
ipoe	The total number of IPoE sessions limit
ppoe-local	The total number of PPPoE local terminated sessions (PTA) limit
ppoe-lac	The total number of PPPoE L2TP LAC sessions limit
ppoe-overall	The total number of PPPoE sessions limit
l2tp-lns	The total number of L2TP LNS sessions limit
l2tp-lts	The total number of L2TP LTS sessions limit
l2tp-overall	The total number of L2TP sessions limit
overall	The total number of subscriber sessions limit
Number of hosts	The total number of hosts matching the search criteria
MC-Stdbby	The number of SAPs defined on this service on a port which is in multi-chassis standby mode

host

Syntax

host [**sap** *sap-id*] [**wholesaler** *service-id*] [**port** *port-id*] [**inter-dest-id** *intermediate-destination-id*] [**detail**]

host [**sap** *sap-id*] [**wholesaler** *service-id*] [**port** *port-id*] **no-inter-dest-id** [**detail**]

host summary

host [**detail**] **wholesaler** *service-id* (**VPRN only**)

Context

[\[Tree\]](#) (show>service>id host)

Full Context

show service id host

Description

This command displays static host information configured on this service.

Parameters

sap-id

Displays SAP information for the specified SAP ID.

intermediate-destination-id

Specifies the intermediate destination identifier which is encoded in the identification strings up to 32 characters.

summary

Displays summary host information.

wholesaler service-id

Specifies the VPRN service ID of the wholesaler. When specified in this context, SAP, SDP, interface, IP address and MAC parameters are ignored.

Values

<i>service-id:</i>	1 to 2147483647
<i>svc-name:</i>	64 characters maximum

Platforms

All

host

Syntax

host mac *ieee-address* ip *ip-address*

Context

[\[Tree\]](#) (show>subscr-mgmt>vrgw>brg>gateway host)

Full Context

show subscriber-mgmt vrgw brg gateway host

Description

This command lists pool information about a specific host in the BRG.

Parameters

ieee-address

Specifies the MAC address identifying a specific host.

ip-address

Displays only the prefixes associated with this host.

Platforms

7450 ESS, 7750 SR, 7750 SR-a, 7750 SR-e, 7750 SR-s, VSR

host

Syntax

host [*ipv6-address*]

Context

[\[Tree\]](#) (show>router>mld>statistics host)

Full Context

show router mld statistics host

Description

This command displays MLD host statistics information.

Parameters

ipv6-address

Displays information associated with the specified IPv6 address.

Platforms

7450 ESS, 7750 SR, 7750 SR-a, 7750 SR-e, 7750 SR-s, VSR

host

Syntax

host all

host ipv6-address *ipv6-prefix*

host mac *ieee-address*

host sap *sap-id*

Context

[\[Tree\]](#) (clear>service>id>slaac host)

Full Context

clear service id slaac host

Description

This command clears SLAAC host data.

Parameters

ieee-address

Specifies the MAC address.

ipv6-prefix

Specifies the IPv6 prefix and length.

sap-id

Specifies the SAP ID.

all

Clears all SLAAC host data.

Platforms

7450 ESS, 7750 SR, 7750 SR-a, 7750 SR-e, 7750 SR-s, VSR

host

Syntax

```
host [ip-address]
```

Context

[\[Tree\]](#) (show>router>igmp>statistics host)

Full Context

```
show router igmp statistics host
```

Description

This command displays IGMP statistics for hosts.

Parameters

ip-address

Specifies the host IP address.

Values a.b.c.d

Platforms

7450 ESS, 7750 SR, 7750 SR-a, 7750 SR-e, 7750 SR-s, VSR

12.6 host-connectivity-verify

host-connectivity-verify

Syntax

host-connectivity-verify statistics [**sap sap-id**]

Context

[\[Tree\]](#) (show>service>id host-connectivity-verify)

Full Context

show service id host-connectivity-verify

Description

This command displays host connectivity check statistics.

Parameters

statistics

Displays host connectivity verification data

sap-id

Specifies the physical port identifier portion of the SAP definition

Platforms

7450 ESS, 7750 SR, 7750 SR-a, 7750 SR-e, 7750 SR-s, VSR

Output

The following is an example of service host connectivity information.

Sample Output

```
A:ALA-48>show>service>id# host-connectivity-verify statistics sap 1/1/9:0
=====
Host connectivity check statistics
=====
Svc  SapId/      DestIp      Last      Time      Oper
Id   SdpId       Address     Response  Expired   State
-----
10001/2/3:01.144.145.1                Up
=====
A:ALA-48>show>service>id#
```

[Table 172: Show Service Id Host Connectivity Verify Fields](#) describes show service-id host connectivity verification output fields.

Table 172: Show Service Id Host Connectivity Verify Fields

Label	Description
Svc Id	The service identifier.
SapId/Sdpld	The SAP and SDP identifiers.
DestIp Address	The destination IP address.
Last Response	The time when the last response was received.
Time Expired	Displays whether the interval value has expired.
Oper State	Displays the current operational state of the service.

12.7 host-lockout-policy

host-lockout-policy

Syntax

host-lockout-policy [**policy** *host-lockout-policy-name*] *lockout-state*

host-lockout-policy sap *sap-id* [**circuit-id** *circuit-id*] [**mac** *ieee-address*] [**remote-id** *remote-id*] [*lockout-state*]

Context

[Tree] (clear>subscr-mgmt host-lockout-policy)

Full Context

clear subscriber-mgmt host-lockout-policy

Description

This command removes host lockout contexts from the system.

Parameters

sap-id

Specifies to clear information for hosts in a specific lockout state.

Values

null	<i>port-id</i> <i>bundle-id</i> <i>bpgrp-id</i> <i>lag-id</i> <i>aps-id</i> <i>eth-sat-id</i>
dot1q	<i>port-id</i> <i>bundle-id</i> <i>bpgrp-id</i> <i>lag-id</i> <i>aps-id</i> <i>pw-id</i> <i>eth-sat-id</i> : <i>[qtag1</i> <i>cp-conn-prof-id</i>]

qinq	<i>port-id bundle-id bpgrp-id lag-id pw-id eth-sat-id:[qtag1 cp-conn-prof-id].[qtag2 cp-conn-prof-id]</i>	
	cp	keyword
	<i>conn-prof-id</i>	1 to 8000
atm	<i>port-id aps-id [:vpi/vci vpi vpi1.vpi2 cp.conn-prof-id]</i>	
	cp	keyword
	<i>conn-prof-id</i>	1 to 8000
frame	<i>port-id aps-id:dldci</i>	
cisco-hdlc	<i>slot/mda/port.channel</i>	
cem	<i>slot/mda/port.channel</i>	
ima-grp	<i>bundle-id [:vpi/vci vpi vpi1.vpi2 cp.conn-prof-id]</i>	
	cp	keyword
	<i>conn-prof-id</i>	1 to 8000
port-id	<i>slot/mda/port[.channel]</i>	
bundle-id	bundle-type-slot/mda.-bundle- num	
	bundle	keyword
	<i>type</i>	ima fr ppp
	<i>bundle-num</i>	1 to 336
bpgrp-id	bpgrp-type-bpgrp-num	
	bpgrp	keyword
	<i>type</i>	ima ppp
	<i>bgrp-num</i>	1 to 2000
aps-id	aps-group-id[.channel]	
	aps	keyword
	<i>group-id</i>	1 to 128
eth-tunnel	<i>eth-tunnel-id[:eth-tun-sap-id]</i>	
	<i>id</i>	1 to 1024
	<i>eth-tun-sap-id</i>	0 to 4094
lag-id	lag-id lag-string	
	lag	keyword

	<i>id</i>	1 to 800
	<i>string</i>	23 characters max
pw-id	pw-id	
	pw	keyword
	<i>id</i>	1 to 32767
qtag1	null 0 to 4094	
qtag2	* null 0 to 4094	
vpi	0 to 4095 (NNI)	
	0 to 255 (UNI)	
vci	1 2 5 to 65535	
dldci	16 to 1022	
tunnel-id	tunnel-id.private <i>public:tag</i>	
	tunnel	keyword
	<i>id</i>	1 to 16
	<i>tag</i>	0 to 4094
eth-sat-id	esat-id/slot/port	
	esat	keyword
	<i>id</i>	1 to 20
pxc-id	pxc-id.sub-port	
	pxc	keyword
	<i>id</i>	1 to 64
	<i>sub-port</i>	a, b

circuit-id

Specifies the circuit ID, up to 253 characters.

ieee-address

Specifies the MAC address, up to 30 characters.

remote-id

Specifies the remote ID, up to 253 characters.

lockout-state

Specifies to clear information for hosts in a specific lockout state.

Platforms

7450 ESS, 7750 SR, 7750 SR-a, 7750 SR-e, 7750 SR-s, VSR

host-lockout-policy

Syntax

host-lockout-policy

host-lockout-policy *policy-name* **association**

host-lockout-policy *policy-name*

host-lockout-policy *policy-name* *lockout-state* **sap** *sap-id* [**summary**]

host-lockout-policy *policy-name* *lockout-state* [**circuit-id** *circuit-id*] [**sap** *sap-id*] [**summary**]

host-lockout-policy *policy-name* *lockout-state* [**mac** *ieee-address*] [**sap** *sap-id*] [**summary**]

host-lockout-policy *policy-name* *lockout-state* [**remote-id** *remote-id*] [**sap** *sap-id*] [**summary**]

Context

[\[Tree\]](#) (show>subscr-mgmt host-lockout-policy)

Full Context

show subscriber-mgmt host-lockout-policy

Description

This command displays host lockout policy information.

Parameters

policy-name

Specifies a specific subscriber host lockout policy name up to 32 characters.

association

Specifies to display the association of the host lockout policy.

lockout-state

Specifies to display information for hosts in a specific lockout state.

Values all, active, graceful

sap ***sap-id***

Specifies to display SAP ID information.

circuit-id ***circuit-id***

Specifies to display circuit ID information. The *circuit-id* is up to 256 characters .

mac ***ieee-address***

Specifies to display MAC address information up to 30 characters.

remote-id ***remote-id***

Specifies to display remote ID information, up to 256 characters.

Platforms

7450 ESS, 7750 SR, 7750 SR-a, 7750 SR-e, 7750 SR-s, VSR

Output

The following is an example of subscriber management host lockout policy information.

Sample Output

```
*A:cses-E11# show subscriber-mgmt host-lockout-policy
=====
Host Lockout Policies
=====
Lockout Policy          Last Mgmt Change
Lockout Time Min       Lockout Time Max
Description
Lockout Reset Time     Max Lockout Hosts
-----
test                    04/20/2012 19:51:02
10                      3600
test
60                      100
=====
*A:cses-E11#

*A:cses-E11# show subscriber-mgmt host-lockout-policy "test"
=====
Host Lockout Policy "test"
=====
Description             test
Last Mgmt Change        04/20/2012 19:51:02
Lockout time min        10
Lockout time max        3600
Lockout reset time      60
Max lockout hosts       100
Host key                 all
=====
*A:cses-E11#
```

[Table 173: Host Lockout Policy Field Descriptions](#) describes subscriber management host lockout policy output fields.

Table 173: Host Lockout Policy Field Descriptions

Field	Description
Lockout Policy	The subscriber Host Lockout Policy name
Last Mgmt Change	The sysUpTime at the time of the most recent management-initiated change to this policy
Lockout Time Min	The minimum lockout-time for this host lockout policy
Lockout Time Max	The maximum lockout-time for this host lockout policy
Description	The user-provided description of this subscriber Host Lockout Policy
Max Lockout Hosts	The maximum number of lockouts for this host

Field	Description
Last Mgmt Change	The sysUpTime at the time of the most recent management-initiated change to this policy
Lockout time min	The minimum lockout-time for this Host Lockout Policy
Lockout time max	The maximum lockout-time for this Host Lockout Policy
Lockout reset time	The lockout reset time for this Host Lockout Policy
Max lockout hosts	The maximum number of locked out hosts for this Host Lockout Policy
Host key	The method for host matching

12.8 host-lookup

host-lookup

Syntax

host-lookup [**mac** *ieee-address*] [**remote-id** *remote-id-ascii*] [**sap-id** *sap-id*] [**service-id** *service-id*] [**string** *vso-string*] [**system-id** *system-id*] [**option60** *option-60-ascii*] [**circuit-id** *circuit-id-ascii*] [**circuit-id-hex** *circuit-id-hex*] [**option60-hex** *option60-hex*] [**remote-id-hex** *remote-id-hex*] [**derived-id** *derived-id*] [**ip-prefix** *ip-prefix/ip-prefix-length*]

Context

[\[Tree\]](#) (tools>perform>subscr-mgmt>loc-user-db>ipoe host-lookup)

Full Context

tools perform subscriber-mgmt local-user-db ipoe host-lookup

Description

This command performs a lookup in the local user database. This command looks up the host with the match-list configured in the local user database.

Parameters

ieee-address

Specifies the 48-bit MAC address for the static ARP in the form aa:bb:cc:dd:ee:ff or aa-bb-cc-dd-ee-ff where aa, bb, cc, dd, ee, and ff are hexadecimal numbers. Allowed values are any non-broadcast, non-multicast MAC and non-IEEE reserved MAC addresses.

remote-id

Specifies the information which goes into the remote-id sub-option in the DHCP relay packet, up to 255 characters.

sap-id

Specifies a SAP identifier to be used.

service-id

Specifies an existing subscriber service ID.

Values 1 to 2147483647

vso-string

Specifies a Vendor Specific Option (VSO) string.

system-id

Specifies the system ID.

Values up to 255 characters maximum

hex-string

Specifies the content of option 60 for this lookup.

Values 0x0 to 0xFFFFFFFF (maximum 64 hex nibbles)

circuit-id

Specifies the circuit ID from the Option 82.

circuit-id-hex

Specifies the circuit ID in hexadecimal format from the Option 82.

Values 0x0 to 0xFFFFFFFF (maximum 254 hex nibbles)

sap-id

Specifies a SAP ID, up to 255 characters maximum.

option-60-ascii

Specifies the Vendor-Identifying Vendor Option to match against. Option 60 is encoded as Type - Length - Value and must be formatted in ASCII.

option-60-hex

Specifies the Vendor-Identifying Vendor Option to match against. Option 60 is encoded as Type - Length - Value and must be formatted in HEX.

Platforms

7450 ESS, 7750 SR, 7750 SR-a, 7750 SR-e, 7750 SR-s, VSR

host-lookup

Syntax

host-lookup [**circuit-id** *circuit-id*] [**circuit-id-hex** *circuit-id-hex*] [**derived-id** *derived-id*] [**mac** *ieee-address*] [**remote-id** *remote-id*] [**remote-id-hex** *remote-id-hex*] [**sap-id** *sap-id*] [**service-name** *service-name*] [**user-name** *user-name*]

Context

[Tree] (tools>perform>subscr-mgmt>loc-user-db>ppp host-lookup)

Full Context

tools perform subscriber-mgmt local-user-db ppp host-lookup

Description

This command performs a lookup in the local user database.

Parameters

ieee-address

Specifies the 48-bit MAC address for the static ARP in the form aa:bb:cc:dd:ee:ff or aa-bb-cc-dd-ee-ff where aa, bb, cc, dd, ee, and ff are hexadecimal numbers. Allowed values are any non-broadcast, non-multicast MAC and non-IEEE reserved MAC addresses.

remote-id

Specifies the information that goes into the remote-id sub-option in the DHCP relay packet, up to 255 characters.

user-name

Specifies a user name, up to 128 characters.

service-name

Specifies a PPP service name, up to 255 characters.

circuit-id

Specifies the circuit ID from the Option 82.

circuit-id-hex

Specifies the circuit ID in hexadecimal format from the Option 82.

Values 0x0 to 0xFFFFFFFF (maximum 254 hex nibbles)

derived-id derived-id

Specifies an ASCII string that uniquely identifies a host and is derived by a Python script from packet content available during a DHCP transaction.

Platforms

7450 ESS, 7750 SR, 7750 SR-a, 7750 SR-e, 7750 SR-s, VSR

host-lookup

Syntax

host-lookup [**circuit-id** *circuit-id*] [**circuit-id-hex** *circuit-id-hex*] [**derived-id** *derived-id*] [**mac** *ieee-address*] [**remote-id** *remote-id*] [**remote-id-hex** *remote-id-hex*] [**sap-id** *sap-id*] [**service-name** *service-name*] [**user-name** *user-name*]

Context

[\[Tree\]](#) (tools>perform>subscr-mgmt>loc-user-db>ppp host-lookup)

Full Context

tools perform subscriber-mgmt local-user-db ppp host-lookup

Description

This command performs a lookup in the local user database.

Parameters

circuit-id circuit-id

Specifies the circuit ID from the Option 82.

circuit-id-hex

Specifies the circuit ID in hexadecimal format from the Option 82.

Values 0x0 to 0xFFFFFFFF (maximum 254 hex nibbles)

derived-id

Specifies an ASCII string that uniquely identifies a host, and is derived by a Python script from packet content available during a DHCP transaction.

remote-id

Specifies that information that goes into the remote-id sub-option in the DHCP relay packet, up to 255 characters.

remote-id-hex

Specifies the remote ID in hexadecimal format.

Values 0x0 to 0xFFFFFFFF (maximum 510hex nibbles)

sap-id

Specifies a SAP ID, up to 255 characters.

service-name

Specifies a PPP service name up to 253 characters.

user-name

Specifies a user name up to 128 characters.

Platforms

7450 ESS, 7750 SR, 7750 SR-a, 7750 SR-e, 7750 SR-s, VSR

12.9 host-tracking

host-tracking

Syntax

host-tracking [**subscriber** *sub-ident-string*]
host-tracking [**subscriber** *sub-ident-string*] **detail**
host-tracking [**subscriber** *sub-ident-string*] **summary**
host-tracking [**subscriber** *sub-ident-string*] **statistics**

Context

[\[Tree\]](#) (show>service>active-subscribers host-tracking)

Full Context

show service active-subscribers host-tracking

Description

This command displays active subscriber host tracking information.

Parameters

sub-ident-string

Displays subscriber ID of the active subscriber, up to 32 characters.

detail

Displays detailed host tracking information for the specified subscriber ID.

summary

Displays summarized host tracking information for the specified subscriber ID.

statistics

Displays statistical host tracking information for the specified subscriber ID.

Platforms

7450 ESS, 7750 SR, 7750 SR-a, 7750 SR-e, 7750 SR-s, VSR

host-tracking

Syntax

host-tracking [**statistics**]
host-tracking sap *sap-id* [**host** *ip-address*] [**statistics**]

Context

[\[Tree\]](#) (clear>service>id host-tracking)

Full Context

clear service id host-tracking

Description

This command clears host tracking data.

Parameters

sap-id

Specifies a SAP for which to clear host tracking data.

ip-address

Specifies the IP address of a host for which to clear tracking data.

Values a.b.c.d

statistics

Clears statistics.

Platforms

All

host-tracking

Syntax

host-tracking

Context

[\[Tree\]](#) (clear>subscr-mgmt host-tracking)

Full Context

clear subscriber-mgmt host-tracking

Description

Commands in this context clear host tracking data.

Platforms

7450 ESS, 7750 SR, 7750 SR-a, 7750 SR-e, 7750 SR-s, VSR

12.10 host-tracking-policy

host-tracking-policy

Syntax

host-tracking-policy

host-tracking-policy *policy-name* **association**

host-tracking-policy *policy-name*

Context

[\[Tree\]](#) (show>subscr-mgmt host-tracking-policy)

Full Context

show subscriber-mgmt host-tracking-policy

Description

This command displays host tracking policy information.

Parameters

policy-name

Specifies the host tracking policy name, up to 32 characters.

association

Displays information associated with the host tracking policy.

Platforms

7450 ESS, 7750 SR, 7750 SR-a, 7750 SR-e, 7750 SR-s, VSR

12.11 hostname

hostname

Syntax

hostname

Context

[\[Tree\]](#) (show>service>id>spb hostname)

Full Context

show service id spb hostname

Description

This command displays SPB system-id to hostname mapping.

Platforms

All

Output

The following output is an example of service SPB hostname information.

Sample Output

```
*A:Dut-A# show service id 100001 spb hostname
=====
Hosts
=====
System Id           Hostname
-----
0000.00AA.AAAA     cses-B02
0000.00BB.BBBB     cses-B07
=====
```

hostname

Syntax

hostname

Context

[\[Tree\]](#) (show>router>isis hostname)

Full Context

show router isis hostname

Description

This command displays the hostname database. There are no options or parameters.

Platforms

All

Output

IS-IS Hostname Output

[Table 174: IS-IS Hostname Output Fields](#) describes output fields for IS-IS hostname output.

Table 174: IS-IS Hostname Output Fields

Label	Description
System-id	System identifier mapped to hostname.
Hostname	Hostname for the specific <i>system-id</i> .
Type	The type of entry (static or dynamic).

Sample Output

```
A:ALA-A# show router isis hostname
=====
Rtr Base ISIS Instance 0 Hostnames
=====
```

```

System Id           Hostname
-----
1800.0000.0002     core_west
1800.0000.0005     core_east
1800.0000.0008     asbr_west
1800.0000.0009     asbr_east
1800.0000.0010     abr_sjc
1800.0000.0011     abr_lax
1800.0000.0012     abr_nyc
1800.0000.0013     abr_dfw
1800.0000.0015     dist_oak
1800.0000.0018     dist_nj
1800.0000.0020     acc_nj
1800.0000.0021     acc_ri
1800.0000.0027     dist_arl
1800.0000.0028     dist_msq
1800.0000.0029     acc_arl
1800.0000.0030     acc_msq
=====
A:ALA-A#
  
```

hostname

Syntax

hostname

Context

[\[Tree\]](#) (show>router>ospf hostname)

[\[Tree\]](#) (show>router>ospf3 hostname)

Full Context

show router ospf hostname

show router ospf3 hostname

Description

This command displays information about the hostname database.

Platforms

All

Output

The following is an example of OSPF hostname database information. [Table 175: Host Output Fields](#) displays field descriptions.

Table 175: Host Output Fields

Label	Description
Nbr Rtr Id	The OSPF ID.

Label	Description
hostname	The OSPF hostname.
No. of OSPF RTR id/ hostnames	The total number of OSPF router IDs and hostnames.

Sample Output

```
*A:router-B# show router ospf hostname
=====
Rtr Base OSPFv2 Instance 0 hostnames
=====
Nbr Rtr Id      hostname
-----
10.20.0.3      router-A
10.20.1.3      router-B
10.20.2.3      -
10.20.3.3      router-D
-----
No. of OSPF Rtr id/hostnames: 4
```

12.12 hosts

hosts

Syntax

hosts [**group** *grp-address*] [**detail**] [**fwd-service** *service-id*] [**grp-interface** *ip-int-name*]

hosts [**host** *ip-address*] [**group** *grp-address*] [**detail**]

hosts summary

Context

[\[Tree\]](#) (show>router>igmp hosts)

Full Context

show router igmp hosts

Description

This command displays IGMP hosts information.

Parameters

grp-address

Specifies the group IP address.

service-id

Specifies the service ID.

Values service-id: 1 to 2148278386
 svc-name: up to 64 characters.

ip-int-name

Specifies an IP interface name, up to 32 characters.

ip-address

Specifies an IP address.

Platforms

7450 ESS, 7750 SR, 7750 SR-a, 7750 SR-e, 7750 SR-s, VSR

Output

The following output is an example of IGMP host information.

Sample Output

```
*B:Dut-C# show router igmp hosts
=====
IGMP Hosts
=====
Host          Oper   Oper   Fwd   GrpItf          Num   Subscriber
              State  Version Svc
-----
239.112.1.1   Up     3      1     gi_1_1          1     sub_1
239.112.1.2   Up     3      1     gi_1_1          2     sub_1
239.112.1.3   Up     3      1     gi_1_2          0     sub_2
-----
Hosts : 3
=====
*B:Dut-C#
*B:Dut-C# show router igmp hosts detail
=====
IGMP Host 239.112.1.1
=====
Oper Status      : Up           MacAddress      : 00:00:00:00:00:01
Oper version     : 3           Subscriber      : sub_1
Num Groups       : 1           GrpItf          : gi_1_1
Max Grps Till Now: 2           IGMP-Policy     : poll
PPPoE SessionId : 1           Next query time: 0d 00:02:03
FwdSvcId        : 1
-----
IGMP Group
-----
Group Address    : 239.0.0.1    Up Time        : 0d 00:00:24
Expires          : Not running  Mode           : Include
V1 Host Timer    : Not running  Type           : Dynamic
V2 Host Timer    : Not running  Compat Mode    : IGMP Version 3
Redir.vRtrId     : N/A         Redir.Intf     : N/A
-----
Source Address   Expires        Type           Fwd/Blk
-----
10.11.0.1       0d 00:03:56   Dynamic        Fwd
10.11.0.2       0d 00:03:56   Dynamic        Fwd
=====
IGMP Host 239.112.1.2
=====
Oper Status      : Up           MacAddress      : 00:00:00:00:00:01
```

```

Oper version      : 3          Subscriber      : sub_1
Num Groups        : 2          GrpItf         : gi_1_1
Max Grps Till Now: 2          IGMP-Policy    : poll
PPPoE SessionId  : 2          Next query time: 0d 00:02:03
FwdSvcId         : 1
  
```

 IGMP Group

```

Group Address    : 239.0.0.1    Up Time       : 0d 00:00:16
Expires         : 0d 00:04:05  Mode          : Exclude
V1 Host Timer   : Not running  Type         : Dynamic
V2 Host Timer   : Not running  Compat Mode: IGMP Version 3
Redir.vRtrId    : N/A         Redir.Intf   : N/A
  
```

```

-----
Source Address   Expires      Type         Fwd/Blk
-----
10.11.0.1       0d 00:00:00 Dynamic      Blk
  
```

 IGMP Group

```

Group Address    : 239.0.0.2    Up Time       : 0d 00:00:16
Expires         : 0d 00:04:04  Mode          : Exclude
V1 Host Timer   : Not running  Type         : Dynamic
V2 Host Timer   : Not running  Compat Mode: IGMP Version 3
Redir.vRtrId    : N/A         Redir.Intf   : N/A
  
```

```

-----
Source Address   Expires      Type         Fwd/Blk
-----
10.11.0.1       0d 00:00:00 Dynamic      Blk
  
```

=====
 IGMP Host 239.112.1.3
 =====

```

Oper Status      : Up          MacAddress     : 00:00:00:00:00:02
Oper version      : 3          Subscriber     : sub_2
Num Groups        : 0          GrpItf        : gi_1_2
Max Grps Till Now: 1          IGMP-Policy   : poll
PPPoE SessionId  : 1          Next query time: 0d 00:00:48
FwdSvcId         : 1
  
```

 Hosts : 3
 =====

*B:Dut-C#

*B:Dut-C# show router igmp statistics host 239.112.1.1

=====
 IGMP Host Statistics 239.112.1.1
 =====

Message Type	Received	Transmitted
Queries	0	580
Report V1	0	0
Report V2	0	0
Report V3	5	0
Leaves	0	0

 General Host Statistics

```

Bad Length       : 0
Bad Checksum     : 0
Unknown Type     : 0
Bad Receive If   : 0
Rx Non Local     : 0
Rx Wrong Version : 0
Policy Drops     : 0
  
```

```

No Router Alert      : 0
Rx Bad Encodings    : 0
Local Scope Pkts    : 0
Resvd Scope Pkts    : 0
MCAC Policy Drops   : 0
-----
Source Group Statistics
-----
(S,G)                : 0
(*,G)                : 0
=====
*B:Dut-C# show subscriber-mgmt igmp-policy
  
```

hosts

Syntax

hosts

Context

[\[Tree\]](#) (show>subscr-mgmt>vrgw>brg>gateway hosts)

Full Context

show subscriber-mgmt vrgw brg gateway hosts

Description

This command lists all the hosts connected to the BRG.

Platforms

7450 ESS, 7750 SR, 7750 SR-a, 7750 SR-e, 7750 SR-s, VSR

Output

The following output is an example of BRG gateway host information.

Sample Output

```

Node# show subscriber-mgmt brg gateway brg-id "00:00:00:00:00:05" hosts
=====
Bridged Residential Gateway hosts
=====
Identifier                : 00:00:00:00:00:05
MAC address                : 00:02:00:00:00:19
IP address                 : 21.0.0.20
Service                   : 4 (VPRN)
Allocation type            : dynamic
Home-aware pool           : 00:00:00:00:00:05
DHCP lease                 : true
Remaining lease time      : 388
Lease start time          : 2016/01/18 17:44:44
Identifier                : 00:00:00:00:00:05
MAC address                : 00:02:00:00:00:19
IP address                 : 3ffe:0:0:5::
Service                   : 4 (VPRN)
Identifier                : 00:00:00:00:00:05
  
```



```

MAC address      : 00:02:00:00:00:1a
IP address       : 21.0.0.21
Service          : 4 (VPRN)
Allocation type  : dynamic
Home-aware pool  : 00:00:00:00:00:05
DHCP lease       : true
Remaining lease time : 392
Lease start time : 2016/01/18 17:44:48
Identifier       : 00:00:00:00:00:05
MAC address      : 00:02:00:00:00:1a
IP address       : 3ffe:0:0:5::
Service          : 4 (VPRN)
Identifier       : 00:00:00:00:00:05
MAC address      : 00:02:00:00:00:1b
IP address       : 21.0.0.22
Service          : 4 (VPRN)
Allocation type  : dynamic
Home-aware pool  : 00:00:00:00:00:05
DHCP lease       : true
Remaining lease time : 396
Lease start time : 2016/01/18 17:44:52
-----
No. of BRG hosts: 5
=====
  
```

hosts

Syntax

```

hosts [detail] [fwd-service service-id] [grp-interface ip-int-name]
hosts [host ipv6-address] [group grp-ipv6-address] [detail]
hosts summary
  
```

Context

[\[Tree\]](#) (show>router>mld hosts)

Full Context

```
show router mld hosts
```

Description

This command shows MLD hosts information.

Parameters

grp-ipv6-address

Specifies the group IPv6 address.

service-id

Specifies the service ID.

Values service-id: 1 to 2148278386
 svc-name: up to 64 characters.

ip-int-name

Specifies the IP interface name, up to 32 characters.

ipv6-address

Specifies the IPv6 address.

Platforms

7450 ESS, 7750 SR, 7750 SR-a, 7750 SR-e, 7750 SR-s, VSR

Output

The following output is an example of MLD host information.

Sample Output

```
A:Dut-C# show router mld hosts
=====
MLD Hosts
=====
Host                               Subscriber
  Oper-State Oper-Ver Fwd-Svc Num-Groups Group-Interface
-----
192:168:9::1                        oli_1
  Up          2          1          0          grp-1-2-1
192:168:9::2                        oli_1
  Up          2          1          0          grp-1-2-1
-----
Hosts : 2
=====
A:Dut-C#

A:Dut-C# show router mld hosts detail
=====
MLD Host 192:168:9::1
=====
Oper Status      : Up          MacAddress       : 00:00:11:00:00:01
Oper Version     : 2           Subscriber       : oli_1
NumGrps          : 0           GrpItf          : grp-1-2-1
MaxGrps Till Now : 0           MLD Policy      : oli1
PPPoE SessionId : N/A        Next Query Time : 0d 00:00:06
FwdSvcId        : 1           MaxSrcs Allowed: No Limit
MaxGrps Allowed : No Limit   MaxGrpSrcs All*: No Limit
Qry Interval     : 125        Qry Last Lstnr*: 1
Qry Resp Interval: 10        Router Alert C*: Enabled
Bonding Conn Idx : 0         Bonding Id      : None
=====
MLD Host 192:168:9::2
=====
Oper Status      : Up          MacAddress       : 00:00:11:00:00:02
Oper Version     : 2           Subscriber       : oli_1
NumGrps          : 0           GrpItf          : grp-1-2-1
MaxGrps Till Now : 0           MLD Policy      : oli1
PPPoE SessionId : N/A        Next Query Time : 0d 00:00:06
FwdSvcId        : 1           MaxSrcs Allowed: No Limit
MaxGrps Allowed : No Limit   MaxGrpSrcs All*: No Limit
Qry Interval     : 125        Qry Last Lstnr*: 1
Qry Resp Interval: 10        Router Alert C*: Enabled
Bonding Conn Idx : 0         Bonding Id      : None
-----
Hosts : 2
=====
```

* indicates that the corresponding row element may have been truncated.
A:Dut-C#

12.13 hosts-logging-out

hosts-logging-out

Syntax

hosts-logging-out [**portal** *name*] [**host** *ip-address*] [**circuit-id** *circuit-id*] [**remote-id** *remote-id*] [**sap** *sap-id*] [**mac** *ieee-address*] [**session**] [**all-portals**] [**all-hosts**] [**all-sessions**]

Context

[Tree] (clear>router>wpp hosts-logging-out)

Full Context

clear router wpp hosts-logging-out

Description

This command clears WPP hosts that are logging out.

Parameters

name

Specifies the portal name, up to 32 characters.

ip-address

Specifies the IP address.

Values a.b.c.d

circuit-id

Specifies the circuit ID, up to 256 characters.

remote-id

Specifies the remote ID, up to 256 characters.

sap-id

Specifies the SAP ID.

ieee-address

Specifies the MAC address, up to 30 characters.

Platforms

7450 ESS, 7750 SR, 7750 SR-a, 7750 SR-e, 7750 SR-s, VSR

12.14 hs-attachment-policy

hs-attachment-policy

Syntax

hs-attachment-policy [*policy-name*] [**association** | **detail**]

Context

[Tree] (show>qos hs-attachment-policy)

Full Context

show qos hs-attachment-policy

Description

This command displays information about HS attachment policies in the system.

Parameters

policy-name

Displays information about the specified policy name, up to 32 characters.

association

Displays the entities associated with all HS attachment policies or the specified HS attachment policy.

detail

Displays detailed policy information, including policy associations, of all HS attachment policies, or the specified HS attachment policy.

Platforms

7750 SR-7/12/12e

Output

The following output is an example of HS attachment policy information.

Sample Output

```
*A:PE# show qos hs-attachment-policy "default"
=====
HS Attachment Policy Information
=====
Policy Name           : default
Description           : Default hs attachment QoS policy
Low Burst Max Class   : 6
-----
Queue                 Scheduling Class      WRR Group
-----
1                     (Not-Applicable)      1
```

```

2          (Not-Applicable)          1
3          (Not-Applicable)          1
4          2                          (Not-Applicable)
5          3                          (Not-Applicable)
6          4                          (Not-Applicable)
7          5                          (Not-Applicable)
8          6                          (Not-Applicable)

-----
WRR Group      Scheduling Class
-----
1              1
2              unattached
=====

*A:PE# show qos hs-attachment-policy "hs-att-pol-1" detail

=====
HS Attachment Policy Information
=====
Policy Name      : hs-att-pol-1
Description      : (Not Specified)
Low Burst Max Class : 1

-----
Queue           Scheduling Class      WRR Group
-----
1              (Not-Applicable)      1
2              (Not-Applicable)      1
3              unattached            unattached
4              unattached            unattached
5              unattached            unattached
6              4                      (Not-Applicable)
7              5                      (Not-Applicable)
8              6                      (Not-Applicable)

-----
WRR Group      Scheduling Class
-----
1              1
2              unattached

-----
Associations
-----
Network-Queue Policy
-----
10

Sap-Egress Policy
-----
10
20

Egress Queue-Group Templates
-----
queue-group-1

=====
*A:PE#
  
```

12.15 hs-pool-policy

hs-pool-policy

Syntax

hs-pool-policy [*policy-name*] [**association** | **detail**]

Context

[\[Tree\]](#) (show>qos hs-pool-policy)

Full Context

show qos hs-pool-policy

Description

This command displays information about HS pool policies in the system.

Parameters

policy-name

Displays information about the specified HS pool policy name, up to 32 characters.

association

Displays the entities associated with all HS pool policies or the specified HS pool policy.

detail

Displays detailed policy information, including policy associations, of all HS pool policies or the specified HS pool policy.

Platforms

7750 SR-7/12/12e

Output

The following output is an example of HS pool policy information.

Sample Output

```
*A:PE# show qos hs-pool-policy

=====
HS Pool Policy Summary
=====
Policy Name          Description
-----
default              Default hs pool QoS policy
hs-pool-pol-1        (Not Specified)
-----
No. of Policies: 2
=====
```

```
*A:PE# show qos hs-pool-policy default detail
```

```
=====
HS Pool Policy Information
=====
```

```
Policy Name       : default
Description       : Default hs pool QoS policy
System Reserve   : 5.00
```

```
-----
Root Pool Information
-----
```

```
Pool Id           : 1           Allocation Weight : 75
Slope Policy      : _tmnx_hs_default
Pool Id           : 2           Allocation Weight : 25
Slope Policy      : _tmnx_hs_default
Pool Id           : 3           Allocation Weight : 0
Slope Policy      : _tmnx_hs_default
Pool Id           : 4           Allocation Weight : 0
Slope Policy      : _tmnx_hs_default
Pool Id           : 5           Allocation Weight : 0
Slope Policy      : _tmnx_hs_default
Pool Id           : 6           Allocation Weight : 0
Slope Policy      : _tmnx_hs_default
Pool Id           : 7           Allocation Weight : 0
Slope Policy      : _tmnx_hs_default
Pool Id           : 8           Allocation Weight : 0
Slope Policy      : _tmnx_hs_default
Pool Id           : 9           Allocation Weight : 0
Slope Policy      : _tmnx_hs_default
Pool Id           : 10          Allocation Weight : 0
Slope Policy      : _tmnx_hs_default
Pool Id           : 11          Allocation Weight : 0
Slope Policy      : _tmnx_hs_default
Pool Id           : 12          Allocation Weight : 0
Slope Policy      : _tmnx_hs_default
Pool Id           : 13          Allocation Weight : 0
Slope Policy      : _tmnx_hs_default
Pool Id           : 14          Allocation Weight : 0
Slope Policy      : _tmnx_hs_default
Pool Id           : 15          Allocation Weight : 0
Slope Policy      : _tmnx_hs_default
Pool Id           : 16          Allocation Weight : 0
Slope Policy      : _tmnx_hs_default
```

```
-----
Mid Pool Information
-----
```

```
Pool Id           : 1           Allocation Percent : 40.00
Port BW Oversub Factor : 1           Parent Root Pool : 1
Slope Policy      : _tmnx_hs_default
Pool Id           : 2           Allocation Percent : 35.00
Port BW Oversub Factor : 1           Parent Root Pool : 1
Slope Policy      : _tmnx_hs_default
Pool Id           : 3           Allocation Percent : 30.00
Port BW Oversub Factor : 1           Parent Root Pool : 1
Slope Policy      : _tmnx_hs_default
Pool Id           : 4           Allocation Percent : 25.00
Port BW Oversub Factor : 1           Parent Root Pool : 1
Slope Policy      : _tmnx_hs_default
Pool Id           : 5           Allocation Percent : 80.00
Port BW Oversub Factor : 1           Parent Root Pool : 2
```

```

Slope Policy      : _tmnx_hs_default
Pool Id          : 6              Allocation Percent : 20.00
Port BW Oversub Factor : 1          Parent Root Pool  : 2
Slope Policy      : _tmnx_hs_default
Pool Id          : 7              Allocation Percent : 1.00
Port BW Oversub Factor : 1          Parent Root Pool  : 0
Slope Policy      : _tmnx_hs_default
Pool Id          : 8              Allocation Percent : 1.00
Port BW Oversub Factor : 1          Parent Root Pool  : 0
Slope Policy      : _tmnx_hs_default
Pool Id          : 9              Allocation Percent : 1.00
Port BW Oversub Factor : 1          Parent Root Pool  : 0
Slope Policy      : _tmnx_hs_default
Pool Id          : 10             Allocation Percent : 1.00
Port BW Oversub Factor : 1          Parent Root Pool  : 0
Slope Policy      : _tmnx_hs_default
Pool Id          : 11             Allocation Percent : 1.00
Port BW Oversub Factor : 1          Parent Root Pool  : 0
Slope Policy      : _tmnx_hs_default
Pool Id          : 12             Allocation Percent : 1.00
Port BW Oversub Factor : 1          Parent Root Pool  : 0
Slope Policy      : _tmnx_hs_default
Pool Id          : 13             Allocation Percent : 1.00
Port BW Oversub Factor : 1          Parent Root Pool  : 0
Slope Policy      : _tmnx_hs_default
Pool Id          : 14             Allocation Percent : 1.00
Port BW Oversub Factor : 1          Parent Root Pool  : 0
Slope Policy      : _tmnx_hs_default
Pool Id          : 15             Allocation Percent : 1.00
Port BW Oversub Factor : 1          Parent Root Pool  : 0
Slope Policy      : _tmnx_hs_default
Pool Id          : 16             Allocation Percent : 1.00
Port BW Oversub Factor : 1          Parent Root Pool  : 0
Slope Policy      : _tmnx_hs_default
  
```


 Card Forwarding Plane (FP) Associations

Card	FP
1	1

=====
 *A:PE#

12.16 hs-pools

hs-pools

Syntax

hs-pools *card-slot-number* **fp** *forwarding-plane* **egress**

hs-pools **port** *port-id* **egress**

hs-pools port *port-id* **egress network-queues**

hs-pools port *port-id* **egress queue-group** *queue-group-name* [**instance** *instance-id*]

hs-pools port *port-id* **egress sap** *sap-id*

hs-pools port *port-id* **egress subscriber** *sub-ident-string*

Context

[\[Tree\]](#) (show hs-pools)

Full Context

show hs-pools

Description

This command shows the egress pool information relating to an HSQ IOM.

The **card** and **fp** output shows the total buffer allocation, the number of allocated buffers, the available buffer allocation, and the buffer high-water marks for the system pools and the hierarchy of user-provisioned root and mid pools on the specified card and FP. The output includes the applied slope policy and the related instantaneous slope drop probabilities (as a percentage) for the user-provisioned pools.

The port output adds the port class pool information to the above hierarchy of user-provisioned pools for the specified port. The queue information for network queues, queue group instances, SAPs, or subscribers on the specified port is included when the associated parameter is added.

Parameters

card-slot-number

Displays information for the specified card slot.

Values Depending on the chassis model, IOM slots are numbered from 1 to 10.

forwarding-plane

Displays information for the specified forwarding plane.

Values 1

port-id

Displays information about the specified physical port ID in the slot/mda/port format.

network-queues

Displays information about the egress network queues on the specified port.

queue-group-name

Displays information about the specified queue group name, up to 32 characters.

instance-id

Displays information about the specified queue group instance.

Values 1 to 65535

sap-id

Displays information about the specified SAP, up to 64 characters, on the specified port.

sub-ident-string

Displays information about the specified subscriber, up to 64 characters, on the specified port.

Platforms

7750 SR-7/12/12e

Output

The following output is an example of HS pool information.

Sample Output

```
*A:PE4# show hs-pools port 1/1/2 egress sap 1/1/2:1

=====
HS Pools Port Information
=====
Port          : 1/1/2

-----
System Pool Information
-----
Total Buffers      : 209412 KB      Allocated        : 0 KB
Available         : 209412 KB      High Water Mark   : 0 KB

-----
Buffer Pool Hierarchy Information
-----

Root Pool : 1
| Total          : 2984148 KB Allocated        : 0 KB
| Available      : 2984148 KB High Water Mark : 0 KB
| Hi-Slope Drop Prob : 0          Lo-Slope Drop Prob: 0
| Excd-Slope Drop Prob: 0
| Hs Slope Policy   : _tmnx_hs_default
|
| --- Mid Pool : 1
|   | Total          : 1193658 KB Allocated        : 0 KB
|   | Available      : 1193658 KB High Water Mark : 0 KB
|   | Hi-Slope Drop Prob : 0          Lo-Slope Drop Prob: 0
|   | Excd-Slope Drop Prob: 0
|   | Hs Slope Policy   : _tmnx_hs_default
|   |
|   | --- Std Port Class Pool : 6
|   |   Total          : 596828 KB Allocated        : 0 KB
|   |   Available      : 596828 KB High Water Mark : 0 KB
|   |   Hi-Slope Drop Prob : 0          Lo-Slope Drop Prob: 0
|   |   Excd-Slope Drop Prob: 0
|   |   Hs Slope Policy   : _tmnx_hs_default
|   |
|   | --- Mid Pool : 2
|   |   Total          : 1044450 KB Allocated        : 0 KB
|   |   Available      : 1044450 KB High Water Mark : 0 KB
|   |   Hi-Slope Drop Prob : 0          Lo-Slope Drop Prob: 0
|   |   Excd-Slope Drop Prob: 0
|   |   Hs Slope Policy   : _tmnx_hs_default
|   |
|   | --- Std Port Class Pool : 5
|   |   Total          : 522224 KB Allocated        : 0 KB
|   |   Available      : 522224 KB High Water Mark : 0 KB
|   |   Hi-Slope Drop Prob : 0          Lo-Slope Drop Prob: 0
```

```

    Excd-Slope Drop Prob: 0
    Hs Slope Policy      : _tmnx_hs_default
--- Mid Pool : 3
    Total                : 895244 KB   Allocated          : 0 KB
    Available            : 895244 KB   High Water Mark     : 0 KB
    Hi-Slope Drop Prob  : 0             Lo-Slope Drop Prob: 0
    Excd-Slope Drop Prob: 0
    Hs Slope Policy      : _tmnx_hs_default
--- Std Port Class Pool : 4
    Total                : 447622 KB   Allocated          : 0 KB
    Available            : 447622 KB   High Water Mark     : 0 KB
    Hi-Slope Drop Prob  : 0             Lo-Slope Drop Prob: 0
    Excd-Slope Drop Prob: 0
    Hs Slope Policy      : _tmnx_hs_default
--- Mid Pool : 4
    Total                : 746036 KB   Allocated          : 0 KB
    Available            : 746036 KB   High Water Mark     : 0 KB
    Hi-Slope Drop Prob  : 0             Lo-Slope Drop Prob: 0
    Excd-Slope Drop Prob: 0
    Hs Slope Policy      : _tmnx_hs_default
--- Std Port Class Pool : 1
    Total                : 373018 KB   Allocated          : 0 KB
    Available            : 373018 KB   High Water Mark     : 0 KB
    Hi-Slope Drop Prob  : 0             Lo-Slope Drop Prob: 0
    Excd-Slope Drop Prob: 0
    Hs Slope Policy      : hs-slope-1
Root Pool : 2
    Total                : 994716 KB   Allocated          : 0 KB
    Available            : 994716 KB   High Water Mark     : 0 KB
    Hi-Slope Drop Prob  : 0             Lo-Slope Drop Prob: 0
    Excd-Slope Drop Prob: 0
    Hs Slope Policy      : _tmnx_hs_default
--- Mid Pool : 5
    Total                : 795772 KB   Allocated          : 0 KB
    Available            : 795772 KB   High Water Mark     : 0 KB
    Hi-Slope Drop Prob  : 0             Lo-Slope Drop Prob: 0
    Excd-Slope Drop Prob: 0
    Hs Slope Policy      : _tmnx_hs_default
--- Mid Pool : 6
    Total                : 198942 KB   Allocated          : 0 KB
    Available            : 198942 KB   High Water Mark     : 0 KB
    Hi-Slope Drop Prob  : 0             Lo-Slope Drop Prob: 0
    Excd-Slope Drop Prob: 0
    Hs Slope Policy      : _tmnx_hs_default
-----
Queue Information
-----
Queue Name      : 1->1/1/2:1->1
FC Map         : be l2 l1 h2 nc
Admin PIR      : 40000                Oper PIR          : 0
Admin MBS      : 64 KB                 Oper MBS          : 64 KB
HS Wrr Group   : 1
HS Wrr Class Weight: 1                 HS Wrr Weight     : 2
Depth          : 0
HS Class       : 1                     HS Alt Port Class Pool : No
  
```

```

HS Slope Policy      : _tmnx_hs_default
Queue Name          : 1->1/1/2:1->2
FC Map              : af
Admin PIR           : 40000                Oper PIR           : 0
Admin MBS           : 64 KB                Oper MBS           : 64 KB
HS Wrr Group        : 1
HS Wrr Class Weight: 1                    HS Wrr Weight      : 1
Depth               : 0
HS Class            : 1                    HS Alt Port Class Pool : No
HS Slope Policy      : _tmnx_hs_default
Queue Name          : 1->1/1/2:1->6
FC Map              : ef
Admin PIR           : 20000                Oper PIR           : 20000
Admin MBS           : 64 KB                Oper MBS           : 64 KB
HS Wrr Group        : (not-applicable)
HS Wrr Class Weight: 1                    HS Wrr Weight      : 0
Depth               : 0
HS Class            : 4                    HS Alt Port Class Pool : No
HS Slope Policy      : _tmnx_hs_default
Queue Name          : 1->1/1/2:1->7
FC Map              : h1
Admin PIR           : 10000                Oper PIR           : 10000
Admin MBS           : 64 KB                Oper MBS           : 64 KB
HS Wrr Group        : (not-applicable)
HS Wrr Class Weight: 1                    HS Wrr Weight      : 0
Depth               : 0
HS Class            : 5                    HS Alt Port Class Pool : No
HS Slope Policy      : _tmnx_hs_default
  
```

 =====

12.17 hs-port-pool-policy

hs-port-pool-policy

Syntax

hs-port-pool-policy [*policy-name*] [**association** | **detail**]

Context

[Tree] (show>qos hs-port-pool-policy)

Full Context

show qos hs-port-pool-policy

Description

This command displays information about HS port pool policies in the system.

Parameters

policy-name

Displays information about the specified HS port pool policy name, up to 32 characters.

association

Displays the entities associated with all HS port pool policies or the specified HS port pool policy.

detail

Displays detailed policy information, including policy associations, of all HS port pool policies, or the specified HS port pool policy.

Platforms

7750 SR-7/12/12e

Output

The following output is an example of HS port pool policy information.

Sample Output

```
*A:PE# show qos hs-port-pool-policy

=====
HS Port Pool Policy Summary
=====
Policy Name          Description
-----
default              Default hs port pool QoS policy
no-class-pools       (Not Specified)
hs-port-pool-pol-1   (Not Specified)
-----
No. of Policies: 3
=====

*A:PE# show qos hs-port-pool-policy default detail

=====
HS Port Pool Policy Information
=====
Policy Name          : default
Description           : Default hs port pool QoS policy
-----

Standard Port Class Pool Information
-----
Class Id             : 1           Parent Mid Pool      : 1
Alloc Port BW Weight : 1           Alloc Explicit Prcnt: 0.00
Slope Policy         : _tmnx_hs_default
Class Id             : 2           Parent Mid Pool      : 2
Alloc Port BW Weight : 1           Alloc Explicit Prcnt: 0.00
Slope Policy         : _tmnx_hs_default
Class Id             : 3           Parent Mid Pool      : 3
Alloc Port BW Weight : 1           Alloc Explicit Prcnt: 0.00
Slope Policy         : _tmnx_hs_default
Class Id             : 4           Parent Mid Pool      : 4
Alloc Port BW Weight : 1           Alloc Explicit Prcnt: 0.00
Slope Policy         : _tmnx_hs_default
Class Id             : 5           Parent Mid Pool      : 5
Alloc Port BW Weight : 1           Alloc Explicit Prcnt: 0.00
Slope Policy         : _tmnx_hs_default
Class Id             : 6           Parent Mid Pool      : 6
Alloc Port BW Weight : 1           Alloc Explicit Prcnt: 0.00
Slope Policy         : _tmnx_hs_default
-----
```

```

-----
Alternate Port Class Pool Information
-----
Class Id           : 1           Parent Mid Pool    : 0
Alloc Port BW Weight : 1           Alloc Explicit Prcnt: 0.00
Slope Policy       : _tmnx_hs_default
Class Id           : 2           Parent Mid Pool    : 0
Alloc Port BW Weight : 1           Alloc Explicit Prcnt: 0.00
Slope Policy       : _tmnx_hs_default
Class Id           : 3           Parent Mid Pool    : 0
Alloc Port BW Weight : 1           Alloc Explicit Prcnt: 0.00
Slope Policy       : _tmnx_hs_default
Class Id           : 4           Parent Mid Pool    : 0
Alloc Port BW Weight : 1           Alloc Explicit Prcnt: 0.00
Slope Policy       : _tmnx_hs_default
Class Id           : 5           Parent Mid Pool    : 0
Alloc Port BW Weight : 1           Alloc Explicit Prcnt: 0.00
Slope Policy       : _tmnx_hs_default
Class Id           : 6           Parent Mid Pool    : 0
Alloc Port BW Weight : 1           Alloc Explicit Prcnt: 0.00
Slope Policy       : _tmnx_hs_default
-----

-----
Port Ethernet Egress Associations
-----
1/2/1
-----
=====
*A:PE#

```

12.18 hs-scheduler-hierarchy

hs-scheduler-hierarchy

Syntax

hs-scheduler-hierarchy port *port-id* [**hs-secondary-shaper** *shaper-name*] [**interval** *time-in-seconds*]

hs-scheduler-hierarchy port *port-id* [**interval** *time-in-seconds*] **hs-secondary-shapers**

hs-scheduler-hierarchy port *port-id* [**interval** *time-in-seconds*] **queue-group** *queue-group-name*
instance *instance-id* {**access** | **network**}

hs-scheduler-hierarchy sap *sap-id* **egress** [**interval** *time-in-seconds*]

hs-scheduler-hierarchy subscriber *sub-ident* **egress** [**interval** *time-in-seconds*]

Context

[\[Tree\]](#) (show>qos hs-scheduler-hierarchy)

Full Context

show qos hs-scheduler-hierarchy

Description

This command displays the egress HS scheduler hierarchy for the HS scheduler policy applied to the related port. The output includes the current maximum rate and each scheduling class rate on the port. The parameters allow for the current rates for the scheduling classes for all HS secondary shapers or a specific HS secondary shaper, or for the queue rates in a specified access or network queue group instance, SAP or subscriber to be included in the output.

Parameters

port-id

Specifies the physical port ID in the slot/mda/port format.

shaper-name

Displays information about the specified HS secondary name, up to 32 characters, and includes the scheduling class rates for the HS secondary shaper on the port.

time-in-seconds

Displays the time interval used to calculate the rates, in seconds.

Values 1 to 5

hs-secondary-shapers

Displays information about scheduling class rates for all HS secondary shapers on the port.

queue-group-name

Displays information about the specified queue group name on the port, up to 32 characters.

instance-id

Displays information about the specified queue group instance.

Values 1 to 65535

sap-id

Displays information about the queue rates for the specified SAP, up to 64 characters, on the specified port.

sub-ident

Displays information about the specified subscriber, up to 64 characters, on the specified port.

Platforms

7750 SR-7/12/12e

Output

The following output is an example of HS scheduler hierarchy information.

Sample Output

```
*A:PE# show qos hs-scheduler-hierarchy port 1/1/1 hs-secondary-shaper "default"
=====
Hs Scheduler Hierarchy Information
```

```
=====
Hs Sched Policy Name      : hs-sched-pol-1

Port Max-Rate : 0 Mbps
Hs-Sec-Shaper:default Agg-Rate : 0 Kbps

Scheduler Priority 6
  Scheduler Class 6 Rate : 0 Mbps
  Hs-Sec-Shaper:default Class 6 Rate : 0 Kbps

Scheduler Priority 5
  Scheduler Class 5 Rate : 0 Mbps
  Hs-Sec-Shaper:default Class 5 Rate : 0 Kbps

Scheduler Priority 4
  Scheduler Class 4 Rate : 0 Mbps
  Hs-Sec-Shaper:default Class 4 Rate : 0 Kbps

Scheduler Priority 3
  Scheduler Class 3 Rate : 0 Mbps
  Hs-Sec-Shaper:default Class 3 Rate : 0 Kbps

Scheduler Priority 2
  Scheduler Class 2 Rate : 0 Mbps
  Hs-Sec-Shaper:default Class 2 Rate : 0 Kbps

Scheduler Priority 1
  Scheduler Class 1 Rate : 0 Mbps
  Hs-Sec-Shaper:default Class 1 Rate : 0 Kbps
=====
*A:PE# show qos hs-scheduler-hierarchy port 1/1/1 hs-secondary-shapers
=====
Hs Scheduler Hierarchy Information
=====
Hs Sched Policy Name      : hs-sched-pol-1

Port Max-Rate : 0 Mbps

Scheduler Priority 6
  Scheduler Class 6 Rate : 0 Mbps

Scheduler Priority 5
  Scheduler Class 5 Rate : 0 Mbps

Scheduler Priority 4
  Scheduler Class 4 Rate : 0 Mbps

Scheduler Priority 3
  Scheduler Class 3 Rate : 0 Mbps

Scheduler Priority 2
  Scheduler Class 2 Rate : 0 Mbps

Scheduler Priority 1
  Scheduler Class 1 Rate : 0 Mbps

-----
HS Secondary Shaper Rates
-----
Hs-Sec-Shaper:default Agg-Rate : 0 Kbps
  Class 6 Rate : 0 Kbps
  Class 5 Rate : 0 Kbps
  Class 4 Rate : 0 Kbps
```



```
Class 3      Rate : 0 Kbps
Class 2      Rate : 0 Kbps
Class 1      Rate : 0 Kbps
-----
=====
*A:PE#
```

12.19 hs-scheduler-policy

hs-scheduler-policy

Syntax

hs-scheduler-policy [*policy-name*] [**association** | **detail**]

Context

[\[Tree\]](#) (show>qos hs-scheduler-policy)

Full Context

show qos hs-scheduler-policy

Description

This command displays information about HS scheduler policies in the system.

Parameters

policy-name

Displays information about the specified HS scheduler policy name, up to 32 characters.

association

Displays the entities associated with all HS scheduler policies or the specified HS pool policy.

detail

Displays the policy information, including policy associations, of all HS scheduler policies or the specified HS scheduler policy.

Platforms

7750 SR-7/12/12e

Output

The following output is an example of HS scheduler policy information.

Sample Output

```
*A:PE# show qos hs-scheduler-policy
=====
```

```

HS Scheduler Policy Summary
=====
Policy Name          Description
-----
default              Default hs scheduler QoS policy
hs-sched-pol-1      (Not Specified)
-----
No. of Policies: 2
=====

*A:PE# show qos hs-scheduler-policy "default" detail

=====
HS Scheduler Policy Information
=====
Policy Name          : default
Description           : Default hs scheduler QoS policy
Max Rate              : max

-----
Scheduling Class    Rate          Group          Weight in Group
-----
1                   max          0              1
2                   max          0              1
3                   max          0              1
4                   max          0              1
5                   max          0              1
6                   max          0              1

-----
Group              Rate
-----
1                   max

-----
Port Ethernet Egress Associations

-----
1/1/2
1/1/3
1/1/4
1/1/5
1/1/6
1/1/7
1/1/8
1/1/9
1/1/10
1/2/1
-----
*A:PE#
  
```

12.20 hs-secondary-shaper

hs-secondary-shaper

Syntax

hs-secondary-shaper *secondary-shaper-name* [**statistics** | **associations**]

Context

[\[Tree\]](#) (show>port hs-secondary-shaper)

Full Context

show port hs-secondary-shaper

Description

This command displays port HS secondary shaper information.

Parameters

secondary-shaper-name

Specifies the secondary shaper name, up to 32 characters.

statistics

Displays the statistics related to the port HS secondary shaper.

association

Displays the associations related to the port HS secondary shaper.

Platforms

7750 SR-7/12/12e

12.21 http-client

http-client

Syntax

http-client any

http-client [*ip-address/prefix-length*]

http-client [*ipv6-address/prefix-length*]

Context

[\[Tree\]](#) (tools>dump>router>web-rd http-client)

Full Context

tools dump router web-rd http-client

Description

Commands in this context dump the HTTP client hash table.

Parameters

any

Specifies all HTTP clients.

ip-address/prefix-length

Dumps HTTP clients only matching the specified IP address and prefix length.

Values

ip-address:	a.b.c.d
prefix-length:	0 to 32

ipv6-address/prefix-length

Dumps HTTP clients only matching the specified IPv6 address and prefix length.

Values

ipv6-address:	x:x:x:x:x:x:x (eight 16-bit pieces)
	x:x:x:x:x:d.d.d.d
	x: [0 to FFFF]H
	d: [0 to 255]D
prefix-length:	0 to 128

Platforms

All

Output

The following output is an example of HTTP client information.

Sample Output

```
*A:Dut-F# tools dump router web-rd http-client any
=====
Webredirect HTTP Clients
=====
SvcId      IP Address      MAC Address      Connection Rate (conn/min)
-----
31         7fe1:0:0:1::    10:00:00:00:14:22  1
31         30.0.0.2        10:00:00:00:14:21  1
-----
No. of HTTP clients: 2/2
=====
```

12.22 http-enrich

http-enrich

Syntax

`http-enrich`

Context

[\[Tree\]](#) (show>app-assure http-enrich)

Full Context

show application-assurance http-enrich

Description

This command displays HTTP enrichment static definitions.

Platforms

7450 ESS, 7750 SR, 7750 SR-e, 7750 SR-s, VSR

http-enrich

Syntax

`http-enrich enrichment-name`

Context

[\[Tree\]](#) (show>app-assure>group http-enrich)

Full Context

show application-assurance group http-enrich

Description

This command displays HTTP enrichment information.

Parameters

enrichment-name

Specifies the name of the HTTP enrichment policy, up to 32 characters.

Platforms

7450 ESS, 7750 SR, 7750 SR-e, 7750 SR-s, VSR

Output

The following is an example of the output for the **http-enrich** command and [Table 176: Show HTTP Enrichment Output Fields](#) describes the output fields.

Sample Output HTTP Enrichment

```

show application-assurance group 1 http-enrich "MyTemplate"
=====
Application Assurance Group 1 HTTP Enrichment "MyTemplate"
=====
Description   : (Not Specified)
Admin Status  : Up
AQP Referenced: No

-----
Name           Field           Enabled
              Features
-----
subscriber-ip  MyField        M
subscriber-id  Sub-ID         AC
i msi         I MSI
msi sdn       MSI SDN
rat           RAT
-----
                        A=anti-spoof,C=encode-cert,M=encode-md5,R=encode-rc4
-----
Group          Enriched        Not Enriched
-----
1              0               0
-----
Total          0               0
-----
=====
  
```

Table 176: Show HTTP Enrichment Output Fields

Label	Description
Description	HTTP header enrichment template description string
Admin Status	Administrative state of the HTTP header enrichment template
AQP Referenced	Referenced Application QoS Policy (AQP)
Name	Type of field with which HTTP traffic is enriched
Field	Header name that AA adds in the HTTP packet
Enabled features	Features configured for the specified field
Group	AA group to which the HTTP enrichment policy is applied
Enriched	Number of times the HTTP traffic for the specified AA group was enriched
Not Enriched	Number of times the HTTP traffic for the specified AA group was not enriched

12.23 http-error-redirect

http-error-redirect

Syntax

http-error-redirect *redirect-name*

Context

[\[Tree\]](#) (show>app-assure>group http-error-redirect)

Full Context

show application-assurance group http-error-redirect

Description

Commands in this context display http-error-redirect static definitions.

Parameters

redirect-name

Specifies the HTTP error redirect policy, up to 32 characters.

Platforms

7450 ESS, 7750 SR, 7750 SR-e, 7750 SR-s, VSR

Output

The following is an example show output for the **policy** command.

Sample Output

```
*A:cses-E11>show application-assurance group 1 http-error-redirect <redirect-name>
=====
Application-Assurance Group 1 http-error-redirect <redirect-name>
=====
description      : <description-string>
template         : <template-id>
                  : text description of template
participant-id   : <string>
http-host        : <http-host-name>
error code       : <http-error-code>   custom-msg-size : <msg size>
admin status     : Up
-----
Grp:Part  Error   Redirects   Redirects Not Sent
          Code    Sent        > Custom      Out ofFile   Error
                               size  Resourcetype
-----
1:1       404     1250         52           10           10
1:56789   404     2000         952          81           01
-----
Total                3250      1004          91           1           1
-----
```

```
=====
*A: cses -E11>
```

http-error-redirect

Syntax

http-error-redirect

Context

[Tree] (show>app-assure http-error-redirect)

Full Context

show application-assurance http-error-redirect

Description

Commands in this context display HTTP error redirect static definitions.

Platforms

7450 ESS, 7750 SR, 7750 SR-e, 7750 SR-s, VSR

12.24 http-host-recorder

http-host-recorder

Syntax

http-host-recorder detail [*isa mda-id/esa-vm-id*] *url file-url*

http-host-recorder status [*isa mda-id*]

http-host-recorder top *granularity* [**max-count** *max-count*] [*isa mda-id*]

Context

[Tree] (tools>dump>app-assure>group http-host-recorder)

Full Context

tools dump application-assurance group http-host-recorder

Description

This command configures the dump of application-assurance http-host-recorder information. The http-host-recorder is configured using debug commands.

Parameters

detail

Saves the http host values recorded by the tool into a file.

status

.Displays the current status of the http-host-recorder with current-time, start-time, stop-time, sample-rates, filters, buffer as well as number of bytes and flows recorded for the specified AA ISA.

top

.Displays by bytes or flows the top values recorded by the tool.

isa mda-id /esa-vm-id

Specifies the AA ISA.

Values slot 1 to 10, mda 1 to 2

url *file-url*

Specifies the URL for the file to direct the http-host-recorder output to.

Values

local-url:	<cflash-id>/[[<file-path>] 200 chars max, including cflash-id directory length 99 chars max each
remote-url:	[[ftp:// tftp://]<login>:<pswd>@<remote-locn>]/[[<file-path>] 255 chars max directory length 99 chars max each
remote-locn:	<hostname> <ipv4-address> <ipv6-address>] ipv4-address a.b.c.d ipv6-address x:x:x:x:x:x[-interface] x:x:x:x:x:d.d.d.d[-interface] x - [0..FFFF]H d - [0..255]D interface 32 chars max, for link local addresses cflash-id flash slot ID

granularity

Specifies if the output is sorted by bytes or flows.

Values bytes, flows

max-count *max-count*

Specifies the maximum count of flows to display.

Values 1 to 25

Platforms

7450 ESS, 7750 SR, 7750 SR-e, 7750 SR-s, VSR

12.25 http-notification

http-notification

Syntax

`http-notification`

Context

[\[Tree\]](#) (show>app-assure http-notification)

Full Context

show application-assurance http-notification

Description

This command displays HTTP notification static definitions.

Platforms

7450 ESS, 7750 SR, 7750 SR-e, 7750 SR-s, VSR

http-notification

Syntax

`http-notification http-notification-name [summary]`

Context

[\[Tree\]](#) (show>app-assure>group http-notification)

Full Context

show application-assurance group http-notification

Description

This command displays information about the configured http-notification policy with associated raw statistics:

- Template: Template Id in use

- Script URL: URL address of the script used in the notification message
- Admin Status: Up / Down
- AQP Referenced: Yes/No
- Notified: Total number of notifications sent
- Notification criteria selection not matched: Number of HTTP request not matching the selection criteria for in browser notification

Parameters

http-notification-name

Displays the name of the http-notification policy.

Platforms

7450 ESS, 7750 SR, 7750 SR-e, 7750 SR-s, VSR

Output

The following is an example show output for the **http-notification** command.

Sample Output

```
A:7750# show application-assurance group 1 http-notification "in-browser-notification"
=====
Application Assurance Group 1 HTTP Notification "in-browser-notification"
=====
Description : IBN Demo ALU Message
Template    : 1 - Javascript-url with subId and optional Http-Url-Param
Script URL  : http://10.1.1.1/In-Browser-Notification/script.js
Admin Status : Up
AQP Ref     : Yes
-----
                Notified      Notification Selection
                |              | Criteria Not Matched
-----|-----|-----
1:1            | 3              | 0
1:2            | 2              | 0
1:3            | 0              | 0
1:4            | 0              | 0
1:5            | 0              | 0
-----|-----|-----
Total          | 5              | 0
=====
```

12.26 http-redirect

http-redirect

Syntax

http-redirect

Context

[\[Tree\]](#) (show>app-assure http-redirect)

Full Context

show application-assurance http-redirect

Description

This command displays HTTP redirect static definitions.

Platforms

7450 ESS, 7750 SR, 7750 SR-e, 7750 SR-s, VSR

http-redirect

Syntax

http-redirect *redirect-name* [**detail**]

Context

[\[Tree\]](#) (show>app-assure>group http-redirect)

Full Context

show application-assurance group http-redirect

Description

This command displays application assurance http-redirect statistics and status information.

Parameters

redirect-name

Specifies the name of the http-redirect policy.

detail

Displays detailed information.

Platforms

7450 ESS, 7750 SR, 7750 SR-e, 7750 SR-s, VSR

Output

The following table describes the show command output fields:

Table 177: Show HTTP Redirect Output Fields

Label	Description
Template	Specifies HTTP redirect template id information. Each HTTP redirect template returns a specific HTTP redirect message

Label	Description
	such as HTTP 302 or Javascript and can optionally use macro substitution.
Redirect URL	Specifies the address the subscriber will be redirected to.
Captive Redirect	Specifies Yes if captive redirect is used and No if captive redirect is not used.
Redirect HTTPS	Specifies Yes if redirect https is used and No if redirect https is not used.
VLAN ID	Specifies the AA interface VLAN id used for captive redirect.
Admin Status	Specifies the administrative status (Up/Down) of the HTTP redirect policy.
AQP Ref	Specifies Yes if the HTTP redirect policy is referenced in AQP, and No if it is not.

Sample Output

```
*A:7750# show application-assurance group 1 http-redirect "redirect-portal"

=====
Application Assurance Group 1 HTTP Redirect redirect-portal
=====
Description      : (Not Specified)
Template         : 5
                 : Redirect supporting macro substitution using HTTP 302
Redirect URL     : http://172.16.70.100/Redirect/redirect-
portal.html?RequestedURL=$URL
Captive Redirect : Yes
  Redirect HTTPS : Yes
  VLAN ID       : 20
Admin Status    : Up
AQP Ref        : Yes

-----
Summary Statistics
-----
Grp:Part          Redirects      Client Resets      Redirects
                  Sent                Sent                Not Sent
-----
1:1                0                  0                  0
1:2                0                  0                  0
1:3                0                  0                  0
-----
Total              0                  0                  0
=====
```

http-redirect

Syntax

http-redirect [detail]

Context

[\[Tree\]](#) (tools>dump>filter>resources http-redirect)

Full Context

tools dump filter resources http-redirect

Description

This command displays the number of unique and total installed HTTP redirect destinations per system.

Parameters

detail

Displays the number of unique and total installed HTTP redirect destinations per system, together with a list of unique HTTP redirect destinations.

Platforms

All

Output

The following output is an example of filter resource HTTP redirect information.

Sample Output

```
A:SR0S# /tools dump filter resources http-redirect detail
=====
Unique http-redirects
=====
Num   Not emb.      Emb. Override URL
-----
  1     1           0 no ovr. http://portal_1.com
-----
  2    10           1 no ovr. http://portal_2.com
-----
  3     1           0 no ovr. http://portal_3.com
-----
  4     1           0 no ovr. http://portal_4.com
-----
  5     1           0 no ovr. http://portal_5.com
=====
Http-redirects
=====
Name                               Count
-----
Unique redirects                    5
Not embedded redirects              14
Embedded redirects                  1
All redirects                        15
```

=====

12.27 http-redirect-policy

http-redirect-policy

Syntax

http-redirect-policy *name*

Context

[\[Tree\]](#) (show>subscr-mgmt http-redirect-policy)

Full Context

show subscriber-mgmt http-redirect-policy

Description

This command displays HTTP redirect policy information.

Parameters

name

Specifies the HTTP redirect policy name, up to 32 characters.

Platforms

7750 SR, 7750 SR-e, 7750 SR-s, VSR

12.28 hunt

hunt

Syntax

hunt [**brief**]

Context

[\[Tree\]](#) (show>router>bgp>routes hunt)

Full Context

show router bgp routes hunt

Description

This command displays detailed information about the BGP routes, including information about the advertised routes (RIB-OUT).

hunt is a parameter of the **show router bgp routes** command. Depending on the parameters that are used to issue the command, the output can display a narrower or wider set of routes, including routes belonging to other address families. See the **show router bgp routes** command description for syntax variants, parameter descriptions and values, and output examples.

Parameters

brief

Displays summary information about the BGP routes.

Platforms

All

12.29 hw-agg-shaper-scheduler-policy

hw-agg-shaper-scheduler-policy

Syntax

hw-agg-shaper-scheduler-policy [*hw-agg-shaper-scheduler-policy-name*] [**association**]

Context

[\[Tree\]](#) (show>qos hw-agg-shaper-scheduler-policy)

Full Context

show qos hw-agg-shaper-scheduler-policy

Description

This command displays hardware aggregate shaper scheduler policy information.

Parameters

hw-agg-shaper-scheduler-policy-name

Specifies the hardware aggregate shaper scheduler policy name, up to 64 characters.

association

Displays hardware aggregate shaper scheduler policy associations.

Platforms

7750 SR-1, 7750 SR-s

13 i Commands

13.1 i-vpls

i-vpls

Syntax

i-vpls

Context

[\[Tree\]](#) (show>service>id i-vpls)

Full Context

show service id i-vpls

Description

Displays I-VPLS services associated with the B-VPLS service. This command only applies when the service is a B-VPLS.

Platforms

All

Output

The following output is an example of service I-VPLS information.

Sample Output

```
*A:SetupCLI# show service id 2002 i-vpls
=====
Related iVpls services for bVpls service 2002
=====
iVpls SvcId      Oper ISID      Admin      Oper
-----
2001             122           Up         Down
-----
Number of Entries : 1
-----
*A:alcag1-R6#
*A:term17>show>service>id# i-vpls
=====
Related iVpls services for bVpls service 2000
=====
iVpls SvcId      Oper ISID      Admin      Oper
-----
2100             2100          Up         Up
-----
```

```

2110          123          Up          Up
-----
Number of Entries : 2
-----
*A:SetupCLI#
  
```

13.2 icmp

icmp

Syntax

icmp

Context

[\[Tree\]](#) (show>router icmp)

Full Context

show router icmp

Description

This command displays Internet Control Message Protocol version 4 (ICMP) statistics. ICMP generates error messages (for example, ICMP destination unreachable messages) to report errors during processing and other diagnostic functions.

Platforms

All

Output

The following output is an example of router ICMP statistics, and [Table 178: ICMP Fields](#) describes the fields.

Sample Output

```

*A:cses-V93# show router icmp
=====
Global ICMP Stats
=====
Received
Total          : 0          Error          : 0
Destination Unreachable : 0          Redirect       : 0
Echo Request   : 0          Echo Reply     : 0
TTL Expired    : 0          Source Quench  : 0
Timestamp Request : 0        Timestamp Reply : 0
Address Mask Request : 0        Address Mask Reply : 0
Parameter Problem : 0
-----
Sent
Total          : 0          Error          : 0
Destination Unreachable : 0          Redirect       : 0
  
```

```

Echo Request      : 0          Echo Reply        : 0
TTL Expired      : 0          Source Quench     : 0
Timestamp Request : 0          Timestamp Reply   : 0
Address Mask Request : 0      Address Mask Reply : 0
Parameter Problem : 0
=====
*A:cses-V93# show router icmp interface "sample1"
=====
Interface ICMP Stats
=====
Interface "sample1"
-----
Received
Total              : 0          Error              : 0
Destination Unreachable : 0      Redirect           : 0
Echo Request       : 0          Echo Reply         : 0
TTL Expired       : 0          Source Quench      : 0
Timestamp Request  : 0          Timestamp Reply    : 0
Address Mask Request : 0      Address Mask Reply : 0
Parameter Problem  : 0          Discarded          : 0
-----
Sent
Total              : 0          Error              : 0
Destination Unreachable : 0      Redirect           : 0
Echo Request       : 0          Echo Reply         : 0
TTL Expired       : 0          Source Quench      : 0
Timestamp Request  : 0          Timestamp Reply    : 0
Address Mask Request : 0      Address Mask Reply : 0
Parameter Problem  : 0          Discarded          : 0
=====

```

Table 178: ICMP Fields

Label	Description
Total	The total number of all messages
Error	The number of error messages
Destination Unreachable	The number of message that did not reach the destination
Redirect	The number of packet redirects
Echo Request	The number of echo requests
Echo Reply	The number of echo replies
TTL Expired	The number of messages that exceeded the time to live threshold
Source Quench	The number of source quench requests (deprecated)
Timestamp Request	The number of timestamp requests (deprecated); ICMP timestamp requests are counted and dropped on ingress
Timestamp Reply	The number of timestamp replies (deprecated); sending ICMP timestamp replies is not supported, so this counter will always be 0

Label	Description
Address Mask Request	The number of address mask requests (deprecated)
Address Mask Reply	The number of address mask replies (deprecated)
Parameter Problem	The number of packets with a parameter problem in the IP header
Discarded	The number of messages that exceed the configured interface ICMP rate or have an expired TTL

icmp

Syntax

icmp

Context

[\[Tree\]](#) (show>test-oam icmp)

Full Context

show test-oam icmp

Description

Commands in this context show ping-templates or ping-template detail.

Platforms

7450 ESS, 7750 SR, 7750 SR-a, 7750 SR-e, 7750 SR-s, 7950 XRS

icmp

Syntax

icmp all

icmp global

icmp interface *interface-name*

Context

[\[Tree\]](#) (clear>router icmp)

Full Context

clear router icmp

Description

This command clears ICMP statistics.

Parameters

all

Clears all statistics.

global

Clears global router statistics.

interface-name

Clears ICMP statistics for the specified interface, up to 32 characters.

Platforms

All

icmp

Syntax

icmp

Context

[\[Tree\]](#) (tools>perform>test-oam icmp)

Full Context

tools perform test-oam icmp

Description

Commands in this context perform test OAM ICMP functions.

Platforms

7450 ESS, 7750 SR, 7750 SR-a, 7750 SR-e, 7750 SR-s, 7950 XRS

13.3 icmp-redirect-route

icmp-redirect-route

Syntax

icmp-redirect-route {all | ip-address}

Context

[\[Tree\]](#) (clear>router icmp-redirect-route)

Full Context

```
clear router icmp-redirect-route
```

Description

This command deletes routes created as a result of ICMP redirects received on the management interface.

Parameters

all

Clears all routes.

ip-address

Clears the routes associated with the specified IP address.

Values a.b.c.d

Platforms

All

13.4 icmp-stats

icmp-stats

Syntax

```
icmp-stats
```

```
icmp-stats interface {ip-int-name | ip-address | ipv6-address}
```

Context

[\[Tree\]](#) (tools>dump>router icmp-stats)

Full Context

```
tools dump router icmp-stats
```

Description

Commands in this context dump ICMP statistics information.

Parameters

ip-int-name

Specifies the interface information associated with the specified IP interface name, up to 32 characters.

ip-address

Specifies the IPv4 address.

Values a.b.c.d

ipv6-address

Specifies the IPv6 address.

Values x:x:x:x:x:x:x (eight 16-bit pieces)
 x:x:x:x:x:d.d.d.d
 x: [0 to FFFF]H
 d: [0 to 255]D

Platforms

All

Output

The following output is an example of ICMP statistics information.

Sample Output

```
*A:Dut-C>config>router>isis# /tools dump router icmp-stats
    icmpInMsgs 18
    icmpInErrors 0
  icmpInDestUnreachs 0
    icmpInTimeExcds 0
    icmpInParmProbs 0
    icmpInSrcQuenchs 0
    icmpInRedirects 0
    icmpInEchos 7
    icmpInEchoReps 11
    icmpInTimestamps 0
  icmpInTimestampReps 0
  icmpInUnsupportedType 0
    icmpInAddrMasks 0
  icmpInAddrMaskReps 0
    icmpOutMsgs 18
    icmpOutErrors 0
  icmpOutDestUnreachs 0
    icmpOutTimeExcds 0
    icmpOutParmProbs 0
  icmpOutSrcQuenchs 0
    icmpOutRedirects 0
    icmpOutEchos 11
    icmpOutEchoReps 7
    icmpOutTimestamps 0
  icmpOutTimestampReps 0
    icmpOutAddrMasks 0
  icmpOutAddrMaskReps 0
    icmpOutDiscards 0

*A:Dut-C>config>router>isis# /tools dump router icmp-stats interface "system"
    icmpInMsgs 0
    icmpInErrors 0
  icmpInDestUnreachs 0
    icmpInTimeExcds 0
    icmpInParmProbs 0
    icmpInSrcQuenchs 0
    icmpInRedirects 0
    icmpInEchos 0
```

```

    icmpInEchoReps 0
    icmpInTimestamps 0
    icmpInTimestampReps 0
    icmpInUnsupportedType 0
    icmpInAddrMasks 0
    icmpInAddrMaskReps 0
    icmpOutMsgs 0
    icmpOutErrors 0
    icmpOutDestUnreachs 0
    icmpOutTimeExcds 0
    icmpOutParmProbs 0
    icmpOutSrcQuenchs 0
    icmpOutRedirects 0
    icmpOutEchos 0
    icmpOutEchoReps 0
    icmpOutTimestamps 0
    icmpOutTimestampReps 0
    icmpOutAddrMasks 0
    icmpOutAddrMaskReps 0
    icmpOutDiscards 0

*A:Dut-C>config>router>isis# /tools dump router icmp-stats interface 1.1.1.3
    icmpInMsgs 0
    icmpInErrors 0
    icmpInDestUnreachs 0
    icmpInTimeExcds 0
    icmpInParmProbs 0
    icmpInSrcQuenchs 0
    icmpInRedirects 0
    icmpInEchos 0
    icmpInEchoReps 0
    icmpInTimestamps 0
    icmpInTimestampReps 0
    icmpInUnsupportedType 0
    icmpInAddrMasks 0
    icmpInAddrMaskReps 0
    icmpOutMsgs 0
    icmpOutErrors 0
    icmpOutDestUnreachs 0
    icmpOutTimeExcds 0
    icmpOutParmProbs 0
    icmpOutSrcQuenchs 0
    icmpOutRedirects 0
    icmpOutEchos 0
    icmpOutEchoReps 0
    icmpOutTimestamps 0
    icmpOutTimestampReps 0
    icmpOutAddrMasks 0
    icmpOutAddrMaskReps 0

*A:Dut-C>config>router>isis# /tools dump router icmp-stats interface 3fe::1.1.1.3

    icmpInMsgs 0
    icmpInErrors 0
    icmpInDestUnreachs 0
    icmpInTimeExcds 0
    icmpInParmProbs 0
    icmpInSrcQuenchs 0
    icmpInRedirects 0
    icmpInEchos 0
    icmpInEchoReps 0
    icmpInTimestamps 0
    icmpInTimestampReps 0
    icmpInUnsupportedType 0
  
```



```

icmpInAddrMasks 0
icmpInAddrMaskReps 0
  icmpOutMsgs 0
    icmpOutErrors 0
icmpOutDestUnreachs 0
  icmpOutTimeExcds 0
    icmpOutParmProbs 0
icmpOutSrcQuenchs 0
  icmpOutRedirects 0
    icmpOutEchos 0
      icmpOutEchoReps 0
icmpOutTimestamps 0
  icmpOutTimestampReps 0
    icmpOutAddrMasks 0
      icmpOutAddrMaskReps 0
        icmpOutDiscards 0
*A:Dut-C>config>router>isis#
  
```

13.5 icmp6

icmp6

Syntax

icmp6

Context

[\[Tree\]](#) (show>router icmp6)

Full Context

show router icmp6

Description

This command displays Internet Control Message Protocol Version 6 (ICMPv6) statistics. ICMP generates error messages (for example, ICMP destination unreachable messages) to report errors during processing and other diagnostic functions. ICMPv6 packets can be used in the neighbor discovery protocol and path MTU discovery.

Platforms

All

Output

The following output is an example of router ICMPv6 statistics, and [Table 179: ICMPv6 Fields](#) describes the fields.

Sample Output

```

A:SR-3# show router icmp6
=====
Global ICMPv6 Stats
  
```

```

=====
Received
Total                : 0          Errors                : 0
Destination Unreachable : 0          Redirects             : 0
Time Exceeded         : 0          Pkt Too Big          : 0
Echo Request          : 0          Echo Reply            : 0
Router Solicits       : 0          Router Advertisements : 0
Neighbor Solicits     : 0          Neighbor Advertisements : 0
Parameter Problem     : 0
-----
Sent
Total                : 2          Errors                : 0
Destination Unreachable : 0          Redirects             : 0
Time Exceeded         : 0          Pkt Too Big          : 0
Echo Request          : 0          Echo Reply            : 0
Router Solicits       : 0          Router Advertisements : 0
Neighbor Solicits     : 2          Neighbor Advertisements : 0
Parameter Problem     : 0          Discarded             : 0
=====
A:SR-3#
A:SR-3# show router icmp6 interface "sample1"
=====
Interface ICMPv6 Stats
=====
Interface "sample1"
-----
Received
Total                : 0          Errors                : 0
Destination Unreachable : 0          Redirects             : 0
Time Exceeded         : 0          Pkt Too Big          : 0
Echo Request          : 0          Echo Reply            : 0
Router Solicits       : 0          Router Advertisements : 0
Neighbor Solicits     : 0          Neighbor Advertisements : 0
Parameter Problem     : 0
-----
Sent
Total                : 2          Errors                : 0
Destination Unreachable : 0          Redirects             : 0
Time Exceeded         : 0          Pkt Too Big          : 0
Echo Request          : 0          Echo Reply            : 0
Router Solicits       : 0          Router Advertisements : 0
Neighbor Solicits     : 2          Neighbor Advertisements : 0
Parameter Problem     : 0          Discarded             : 0
=====
A:SR-3#
  
```

Table 179: ICMPv6 Fields

Label	Description
Total	The total number of all messages
Destination Unreachable	The number of message that did not reach the destination
Time Exceeded	The number of messages that exceeded the time threshold
Echo Request	The number of echo requests
Router Solicits	The number of times the local router was solicited

Label	Description
Neighbor Solicits	The number of times the neighbor router was solicited
Errors	The number of error messages
Redirects	The number of packet redirects
Pkt Too big	The number of packets that exceed appropriate size
Echo Reply	The number of echo replies
Router Advertisements	The number of times the router advertised its location
Neighbor Advertisements	The number of times the neighbor router advertised its location
Parameter Problem	The number of packets with a parameter problem in the IP header
Discarded	The number of ICMPv6 messages that exceed the configured interface ICMPv6 rate or have an expired TTL

icmp6

Syntax

icmp6 all

icmp6 global

icmp6 interface *interface-name*

Context

[\[Tree\]](#) (clear>router icmp6)

Full Context

clear router icmp6

Description

This command clears ICMPv6 statistics.

Parameters

all

Clears all statistics.

global

Clears global router statistics.

interface-name

Clears ICMPv6 statistics for the specified interface, up to 32 characters.

Platforms

All

13.6 icmp6-redirect-route

icmp6-redirect-route

Syntax

icmp6-redirect-route {all | *ipv6-address*}

Context

[Tree] (clear>router icmp6-redirect-route)

Full Context

clear router icmp6-redirect-route

Description

This command deletes routes created as a result of ICMPv6 redirects received on the management interface.

Parameters

all

Clears all routes.

ipv6-address

Clears the routes associated with the specified IPv6 address.

Values x:x:x:x:x:x:x (eight 16-bit pieces)

Platforms

All

13.7 icport

icport

Syntax

icport [down] [degraded]

Context

[\[Tree\]](#) (show>sfm icport)

Full Context

show sfm icport

Description

This command displays SFM interconnect port information.

Parameters

down

Displays interconnect ports that are not operational.

degraded

Displays interconnect ports that are associated with fabric degradation.

Platforms

7950 XRS

13.8 id

id

Syntax

id service-id

id service-id mac-notification

id service-id macsec

id service-id mvrp vlan [detail]

id service-id vpls-group [vpls-group-id]

id service-id vpls-group vpls-group-id non-template-saps

Context

[\[Tree\]](#) (show>service id)

Full Context

show service id

Description

This command displays information for a particular service ID.

Platforms

All

id

Syntax

id service-id

Context

[\[Tree\]](#) (clear>service id)

[\[Tree\]](#) (clear>service>statistics id)

Full Context

clear service id

clear service statistics id

Description

This command clears the identification for a specific service.

Parameters

service-id

The ID that uniquely identifies a service.

Values service-id: 1 to 214748364
svc-name: A string up to 64 characters.

Platforms

All

id

Syntax

id service-id

Context

[\[Tree\]](#) (tools>perform>service id)

[\[Tree\]](#) (tools>dump>service id)

Full Context

tools perform service id

tools dump service id

Description

This command specifies a service for which service debugging tools are enabled.

Parameters

service-id

Specifies the service ID.

Values 1 to 2148278386, *svc-name*: 64 chars max

Platforms

All

id

Syntax

id service-id

Context

[\[Tree\]](#) (clear>video id)

Full Context

clear video id

Description

This command clears video information pertaining to the specified service ID.

Parameters

service service-id

Specifies the service ID to clear.

Values 1 to 2148278317
svc-name — a string up to 64 characters.

Platforms

7450 ESS, 7750 SR-1, 7750 SR-7/12/12e, 7750 SR-1s, 7750 SR-2s, 7750 SR-7s, 7750 SR-14s

id

Syntax

id service-id

Context

[\[Tree\]](#) (clear>video>statistics id)

Full Context

clear video statistics id

Description

This command clears video statistics for a particular service.

Parameters

service *service-id*

Specifies the service ID to clear statistics.

Values 1 to 2148278317

svc-name — a string up to 64 characters.

Platforms

7450 ESS, 7750 SR-1, 7750 SR-7/12/12e, 7750 SR-1s, 7750 SR-2s, 7750 SR-7s, 7750 SR-14s

id

Syntax

id *service-id*

Context

[\[Tree\]](#) (monitor>service id)

Full Context

monitor service id

Description

This command displays statistics for a specific service, specified by the *service-id*, at the configured interval until the configured count is reached.

The first screen displays the current statistics related to the *service-id*. The subsequent statistical information listed for each interval is displayed as a delta to the previous display. When the keyword **rate** is specified, the rate-per-second for each statistic is displayed instead of the delta.

Monitor commands are similar to **show** commands but only statistical information displays. Monitor commands display the selected statistics according to the configured number of times at the interval specified.

Parameters

service-id

Specifies the unique service identification number which identifies the service in the service domain.

Platforms

All

13.9 idle-only-msap

idle-only-msap

Syntax

idle-only-msap *msap-policy-name*

Context

[\[Tree\]](#) (clear>subscr-mgmt idle-only-msap)

Full Context

clear subscriber-mgmt idle-only-msap

Description

This command removes all idle MSAPs associated with the MSAP policy. This command only removes idle MSAPs without active subscribers. This command is considered safer than the **clear>subscr-mgmt>msap-policy** *msap-policy-name* **idle-only** command because in that command, the parameter **idle-only** is optional. Not specifying **idle-only** deletes MSAPs with active subscribers.

Parameters

msap-policy-name

Specifies the MSAP policy for which all associated idle MSAPs are cleared.

Platforms

7450 ESS, 7750 SR, 7750 SR-a, 7750 SR-e, 7750 SR-s, VSR

13.10 if-attribute

if-attribute

Syntax

if-attribute

Context

[\[Tree\]](#) (show>router if-attribute)

Full Context

show router if-attribute

Description

Commands in this context display interface attribute related information.

Platforms

All

13.11 if-policy

if-policy

Syntax

if-policy [*if-policy-name*]

if-policy *if-policy-name* **users**

Context

[\[Tree\]](#) (show>router>mcac if-policy)

Full Context

show router mcac if-policy

Description

This command displays information about MCAC interface policies. Display options are:

- no parameters: displays summary of configured MCAC interface policies in the system
- *if-policy-name*: if an existing interface policy name is specified, the configuration and operational details for the specified policy are displayed
- *if-policy-name* **users**: if **user** options is specified with the existing MCAC interface policy, then all instances where a given MCAC interface policy is used are listed

Platforms

All

Output

The following displays an example of MCAC interface information.

Sample Output

```
*A:bkvm34>show>router>mcac# if-policy
=====
Multicast CAC If-Policies
=====
If-Policy                Description
-----
if_poll                  test policy
if_poll2
-----
If-Policies : 2
=====

*A:bkvm34>show>router>mcac# if-policy "if_poll"
=====
Multicast CAC If-Policy
=====
If-Policy      : if_poll
Description    : test policy
Admin state    : enabled
Unconstrained BW : 100000
Pre rsvd mand BW : 10000
In use mand BW  : 0
In use opt BW   : 0
Avail mand BW   : 10000
Avail opt BW    : 90000
=====

*A:bkvm34>show>router>mcac# if-policy "if_poll" users
=====
Multicast CAC If-Policy if_poll Application Interfaces
=====
Application      Service ID  Interface
-----
IGMP             1          redir_itf1
IGMP             1          gi_1_1
MLD              1          redir_itf1
MLD              1          gi_1_1
IGMP             2          to_B2
MLD              2          to_B2
PIM              3          to_B3
-----
Application Interfaces : 7
=====

Multicast CAC If-Policy if_poll Application Ports
=====
Application      Service ID  Sap/Sdp
-----
IGMP-Snpg       4          Sap:lag-1:4
IGMP-Snpg       5          Sdp:22:5
IGMP-Snpg       6          Sdp:23:6
IGMP-Snpg       7          Sap:lag-1:7
-----
Application Ports : 4
=====
```

13.12 igmp

igmp

Syntax

igmp [**subscriber** *sub-ident-string*][**detail**]

Context

[\[Tree\]](#) (show>service>active-subscribers igmp)

Full Context

show service active-subscribers igmp

Description

This command displays active subscriber IGMP information.

Parameters

sub-ident-string

Displays the subscriber ID of the active subscriber, up to 32 characters.

detail

Displays detailed IGMP information for the specified subscriber ID.

Platforms

7450 ESS, 7750 SR, 7750 SR-a, 7750 SR-e, 7750 SR-s, VSR

Output

The following output is an example of IGMP information for active subscribers.

Sample Output

```
*A:eng-BNG-2# show service active-subscribers igmp
=====
Active Subscribers
=====
Subscriber
IGMP-Policy
HostAddr                GrpItf                NumGroups
-----
user_1
igmp-policy-01
192.168.0.14            grp-int-01            1
-----
Number of Subscribers : 1
=====
```

igmp

Syntax

igmp

Context

[\[Tree\]](#) (clear>router igmp)

Full Context

clear router igmp

Description

Commands in this context clear and reset IGMP entities.

Platforms

All

igmp

Syntax

igmp

Context

[\[Tree\]](#) (show>router igmp)

Full Context

show router igmp

Description

Commands in this context display IGMP related information.

Platforms

All

13.13 igmp-policy

igmp-policy

Syntax

igmp-policy

igmp-policy *policy-name* **association**

igmp-policy *policy-name*

Context

[Tree] (show>subscr-mgmt igmp-policy)

Full Context

show subscriber-mgmt igmp-policy

Description

This command displays IGMP policy information and only applies to the 7750 SR.

Parameters

policy-name

Specifies an existing IGMP policy.

association

Displays the information configured with the IGMP policy.

Platforms

7450 ESS, 7750 SR, 7750 SR-a, 7750 SR-e, 7750 SR-s, VSR

Output

The following is an example of subscriber management IGMP policy information.

Sample Output

```
*B:Dut-C# show subscriber-mgmt igmp-policy
=====
IGMP Policies
=====
IGMP Policy
  Import Policy          Admin Version
Description            Num Subscribers  Host Max Groups
  Fast Leave
-----
pol1
   2                    3
  fast-leave           0
pol2
   0                    3
  fast-leave           0
=====
*B:Dut-C#

*B:Dut-C# show subscriber-mgmt igmp-policy "pol1"
=====
IGMP Policy pol1
=====
Import Policy          :
```

```

Admin Version           : 3
Num Subscribers        : 2
Host Max Group         : 0
Fast Leave             : yes
=====
*B:Dut-C#

*B:Dut-C# show subscriber-mgmt igmp-policy "poll" association
=====
IGMP Policy poll Associations
=====
sub_1
sub_2
-----
No. of subscriber(s): 2
=====
*B:Dut-C#

```

[Table 180: IGMP Policy Field Descriptions](#) describes subscriber management IGMP policy output fields.

Table 180: IGMP Policy Field Descriptions

Field	Description
IGMP Policy	The IGMP policy name
Import Policy	The import policy name to filter packets
Admin Version	The version of IGMP which is running for this host
Description	The user-provided description of this IGMP policy
Num Subscribers	The number of subscribers
Host Max Groups	The maximum number of groups for which IGMP can have local receiver information based on received IGMP reports for this host
Fast Leave	Whether fast leave is allowed for this host
Pol1	Information about the first reported IGMP policy
Pol2	Information about the second reported IGMP policy
Associations	The subscribers associated with the policy

13.14 igmp-snooping

igmp-snooping

Syntax

igmp-snooping

Context

[\[Tree\]](#) (show>service>id igmp-snooping)

Full Context

show service id igmp-snooping

Description

This command displays the Internet Group Management Protocol (IGMP) snooping information.

Platforms

All

igmp-snooping

Syntax

igmp-snooping

Context

[\[Tree\]](#) (clear>service>id igmp-snooping)

Full Context

clear service id igmp-snooping

Description

Commands in this context clear IGMP snooping-related data.

Platforms

All

13.15 ignore-sap-port-state

ignore-sap-port-state

Syntax

ignore-sap-port-state

Context

[\[Tree\]](#) (tools>dump>service>id>interface ignore-sap-port-state)

Full Context

tools dump service id interface ignore-sap-port-state

Description

This command displays all service interfaces that have accepted an **ignore-sap-port-state start** command.

Run this command without a *service-id* to display a complete list of interfaces that have accepted an **ignore-sap-port-state start** command. The command can be run within a specific *service-id* context for a list of all interfaces for the specified service that have accepted the **ignore-sap-port-state start** command. The *ip-int-name* parameter may be optionally configured to display results only for the specified interface. If the command is run against a specific interface that has not accepted an **ignore-sap-port-state start** command, the display command will display a message indicating that no action has been started for the interface.

Platforms

All

Output

The following output is an example of **ignore-sap-port-state** information.

Sample Output

```
tools dump service ignore-sap-port-state
=====
Interface Marked Ignore SAP Operational State
=====
SvcId      Interface-Name      Adm/Opr (v4/v6)  Type  Port/SapId
          IP-Address
-----
1001      ies-1001            Up/(Up/Down)    IES   1/1/1:1001.
          192.168.3.30/24   n/a
-----
Number of entries: 1
=====
```

ignore-sap-port-state

Syntax

ignore-sap-port-state {start | stop}

Context

[\[Tree\]](#) (tools>perform>service>id>interface ignore-sap-port-state)

Full Context

tools perform service id interface ignore-sap-port-state

Description

This command enables bypassing of the Ethernet operational state check, which would otherwise be part of the Ethernet SAP operational state checking function. All other checks are performed as normal.

This command may be run against IES and VPRN service IP interfaces directly configured over an Ethernet SAP. When the command is run against an operational Ethernet SAP, the command enters a pending state, waiting for a non-operational change. Network interfaces have no SAP association and do not support this feature. When using **subscriber-interface** and **group-interface**, the command is only applicable to the **group-interface** associated with the SAP. R-VPLS does not have Ethernet SAPs directly configured under the interface, and is not supported.

This command is meant to allow service validation and reachability testing when a physical Ethernet port has not been connected. The command may be run for a non-operational SAP that is cabled. However, if the SAP transitions to an operational state, ingress and egress packet processing may still occur.

This command configuration does not survive a system restart.

Parameters

start

Enables port state bypass mode for the interface. If the Ethernet port SAP is already operational, there is no immediate effect of the command, and the Ignore Port state under the **show service id all** command will show "pending". However, if the interface Ethernet port transitions to a non-operational state, the command then bypasses this port state and executes the remainder of the operational checks, and the flag for the Ignore Port state transitions to "active". When this command is in effect, the SAP represents the state of the SAP ignoring the port state.

stop

Disables port state bypass mode for the interface attached to the SAP.

Platforms

All

13.16 ike-exchange-failure-rate

ike-exchange-failure-rate

Syntax

ike-exchange-failure-rate *esa-vm* *esa-id/vm-id*

ike-exchange-failure-rate *gateway* *name*

ike-exchange-failure-rate *reason* *reason* *gateway* *name* [**show-oid**]

ike-exchange-failure-rate *isa* *mda*

```
ike-exchange-failure-rate reason reason isa mda [show-oid]
ike-exchange-failure-rate reason reason [ show-oid] esa-vm esa-id/vm-id
ike-exchange-failure-rate system
ike-exchange-failure-rate reason reason system [ show-oid]
ike-exchange-failure-rate tunnel-group tunnel-group-id [ history-stats-in-count count] [history-stats-
in-min minutes] [current]
ike-exchange-failure-rate reason reason tunnel-group tunnel-group-id [history-stats-in-count count]
[history-stats-in-min minutes] [ current] [show-oid]
```

Context

[\[Tree\]](#) (show>isa>stats>ipsec-stats ike-exchange-failure-rate)

Full Context

```
show isa statistics ipsec-stats ike-exchange-failure-rate
```

Description

This command displays IKE exchange failure rate statistics of the specified scope.

This command supports following scopes:

- per system
- per ISA
- per tunnel group
- per IPsec GW

The rate includes the following reasons:

- authentication failure
- non-proposal chosen
- internal address assignment failure
- invalid traffic selector (TS)
- invalid key exchange (KE)
- DPD timeout
- Others

The start time value indicates the starting timestamp of measurement. The sampling duration indicates the duration of the measurement.

If a record has non-zero value, the system also shows the timestamp and local or remote tunnel endpoint for the first and last occurrence in the sampling duration.

Parameters

name

Displays information about the specified IPsec GW name up to 32 characters in length.

tunnel-type

Displays information about the specified the tunnel type.

Values all, sl2l, dl2l, ra

reason

Displays information for the cause of the failure.

Values auth-failure, non-proposal-chosen, internal-addr-assignment-failure,
invalid-ts, invalid-ke, dpd-timeout, other

system

Displays information about the system.

mda

Displays information about the specified ISA ID.

Values slot/mda

tunnel-group-id

Displays information about the specified tunnel group ID.

Values 1 to 16

name

Displays information about the specified IPsec GW name up to 32 characters in length.

count

Displays information for the number of statistics intervals to be displayed (starting with the most recent).

Values 1 to 96

minutes

Displays information about the specified period covered by the statistics to be displayed (starting with the most recent).

Values 1 to 1440

current

Displays information about the current statistic value. The values of count and minutes are ignored by the system once this parameter is specified.

show-oid

Displays information about the Object Identifier (OID) of the current statistical value.

esa-vm

Displays the ID of the configured ESA and ESA VM.

Values

esa-vm:	<i>esa-id/vm-id</i>	
	<i>esa-id</i>	1 to 16
	<i>vm-id</i>	1 to 4

Platforms

7450 ESS, 7750 SR, 7750 SR-e, 7750 SR-s, VSR

Output

The following is an example output of the **show isa stats ipsec-stats ike-exchange-failure-rate** command.

Sample Output

```
show>isa>stats>ipsec-stats# ike-exchange-failure-rate gateway "rw2"
=====
STATISTICS FOR IPSEC GATEWAY "RW2"
=====
INDEX      VALUE      INFO      START TIME      SAMPLING DURATION
FAILURE TM
-----
IKE EXCHANGE FAILURE RATE (FAILURES/SEC) - AUTHENTICATION FAILURE
1 (CURRENT) 0.00      2017/07/31 23:00:00 MIN 4 SEC 51
2          0.02      2017/07/31 22:52:15 MIN 7 SEC 40
  FST: 2017/07/31 22:54:30 RMT:10.1.1.100:[500]
      LCL:172.16.200.1:[500]
  LST: 2017/07/31 22:54:33 RMT:10.1.1.100:[500]
      LCL:172.16.200.1:[500]
IKE EXCHANGE FAILURE RATE (FAILURES/SEC) - NON-PROPOSAL CHOSEN
1 (CURRENT) 0.00      2017/07/31 23:00:00 MIN 4 SEC 51
2          0.00      2017/07/31 22:52:15 MIN 7 SEC 40
IKE EXCHANGE FAILURE RATE (FAILURES/SEC) - ADDRESS ASSIGNMENT FAILURE
1 (CURRENT) 0.00      2017/07/31 23:00:00 MIN 4 SEC 51
2          0.00      2017/07/31 22:52:15 MIN 7 SEC 40
IKE EXCHANGE FAILURE RATE (FAILURES/SEC) - INVALID TRAFFIC SELECTOR
1 (CURRENT) 0.00      2017/07/31 23:00:00 MIN 4 SEC 51
2          0.00      2017/07/31 22:52:15 MIN 7 SEC 40
IKE EXCHANGE FAILURE RATE (FAILURES/SEC) - INVALID KEY EXCHANGE
1 (CURRENT) 0.00      2017/07/31 23:00:00 MIN 4 SEC 51
2          0.00      2017/07/31 22:52:15 MIN 7 SEC 40
IKE EXCHANGE FAILURE RATE (FAILURES/SEC) - DPD TIMEOUT
1 (CURRENT) 0.00      2017/07/31 23:00:00 MIN 4 SEC 51
2          0.00      2017/07/31 22:52:15 MIN 7 SEC 40
IKE EXCHANGE FAILURE RATE (FAILURES/SEC) - OTHER FAILURE REASONS
1 (CURRENT) 0.00      2017/07/31 23:00:00 MIN 4 SEC 51
2          0.00      2017/07/31 22:52:15 MIN 7 SEC 40
-----
NO. OF ENTRIES: 18
=====
```

13.17 ike-initiate

ike-initiate

Syntax

ike-initiate tunnel-group-id *ipsec-group-id*

ike-initiate tunnel-name *ipsec-tunnel-name*

Context

[\[Tree\]](#) (tools>perform>ipsec ike-initiate)

Full Context

tools perform ipsec ike-initiate

Description

This command initiates tunnel setup for the specified LAN-to-LAN tunnel or for all static LAN-to-LAN tunnels in the specified tunnel group. This command initiates tunnel setup regardless of the configuration of the **ipsec-responder-only** command under the specified tunnel group.

The command only initiates tunnel setup when the tunnel group is in the MC-IPsec master state, or if MC-IPsec is not enabled for the tunnel group. If MC-IPsec is enabled and the tunnel group is not in the master state, the system will abort tunnel setup if MIMP goes down or if mastership changes during the tunnel setup.

Operationally up tunnels are not affected by this command. The system will not try to initiate a tunnel setup if the tunnel's operation flags are not clear.

The system does not automatically retry tunnel setup if a tunnel setup fails.

Parameters

ipsec-group-id

Specifies the ID of the tunnel group where all static LAN-to-LAN tunnels are initiated.

ipsec-tunnel-name

Specifies the name of the IPsec tunnel to be initiated.

Platforms

7450 ESS, 7750 SR, 7750 SR-e, 7750 SR-s, VSR

13.18 ike-policy

ike-policy

Syntax

ike-policy

ike-policy *ike-policy-id*

ike-policy *ike-policy-id* **association** [all]

Context

[\[Tree\]](#) (show>ipsec ike-policy)

Full Context

show ipsec ike-policy

Description

This command displays content for the specified **ike-policy**.

Parameters

ike-policy-id

Specifies the ID of an IKE policy entry.

Values 1 to 2048

association

Lists the **ipsec-tunnel**, **ipsec-gw** and dynamic tunnel using the specified **ike-policy**.

Platforms

7450 ESS, 7750 SR, 7750 SR-e, 7750 SR-s, VSR

Output

The following is an example output for the **show ipsec ike-policy** command.

Sample Output

```
*A:ALA-48# show ipsec ike-policy 10
=====
IPsec IKE policy Configuration Detail
=====
Policy Id       : 10                IKE Mode       : main
DH Group       : Group2            Auth Method    : psk
PFS            : False             PFS DH Group   : Group2
Auth Algorithm  : Sha1              Encr Algorithm  : Aes128
ISAKMP Lifetime : 86400            IPsec Lifetime : 3600
NAT Traversal  : Disabled
NAT-T Keep Alive : 0                Behind NAT Only : True
DPD            : Disabled
DPD Interval   : 30                DPD Max Retries : 3
Description    : (Not Specified)
=====
*A:ALA-48#
```

13.19 ike-stats

ike-stats

Syntax

ike-stats esa-vm *esa-id/vm-id*

ike-stats gateway *name* [**dynamic-tunnel** *ip-address:port*]

ike-stats isa *mda*

ike-stats ipsec-tunnel-name

Context

[Tree] (tools>dump>ipsec>stats ike-stats)

Full Context

tools dump ipsec stats ike-stats

Description

This command dumps various internal IKE statistics for the specified scope:

- per ISA
- per static LAN-to-LAN tunnel
- per dynamic tunnel

The start time indicates the time of the last reset.

Parameters

name

Dumps information about the name of the IPsec GW, up to 32 characters.

ip-address:port

Dumps information about the IP address and port of the peer for dynamic tunneling.

mda

Dumps information about the specified ISA.

Values slot/mda

ipsec-tunnel-name

Dumps the name of the static LAN-to-LAN tunnel, up to 32 characters.

esa-vm

Displays the ID of the configured ESA and ESA VM.

Values		
esa-vm:	<i>esa-id/vm-id</i>	
	<i>esa-id</i>	1 to 16
	<i>vm-id</i>	1 to 4

Platforms

All

ike-stats

Syntax

ike-stats *esa-vm* *esa-id/vm-id*

ike-stats *gateway* *name* [**dynamic-tunnel** *ip-address:port*]

ike-stats isa mda

ike-stats ipsec-tunnel-name

Context

[\[Tree\]](#) (clear>ipsec>stats ike-stats)

Full Context

clear ipsec stats ike-stats

Description

This command clears various internal IKE statistics for the specified scope:

- per ISA
- per static LAN-to-LAN tunnel
- per dynamic tunnel

The start time indicates the time of the last reset.

Parameters

name

Clears information about the name of the IPsec GW up to 32 characters.

ip-address:port

Clears information about the IP address and port of the peer for dynamic tunneling.

mda

Clears information about the specified ISA.

Values slot/mda

ipsec-tunnel-name

Clears the name of the static LAN-to-LAN tunnel up to 32 characters.

esa-vm

Displays the ID of the configured ESA and ESA VM.

Values	esa-vm:	esa-id/vm-id	
		esa-id	1 to 16
		vm-id	1 to 4

Platforms

7450 ESS, 7750 SR, 7750 SR-e, 7750 SR-s, VSR

13.20 ike-transform

ike-transform

Syntax

ike-transform [*ike-transform-id*]

Context

[Tree] (show>ipsec ike-transform)

Full Context

show ipsec ike-transform

Description

This command displays information for the specified IKE transform instance. Information for all IKE transform instances is displayed when an *ike-transform-id* is not specified.

Parameters

ike-transform-id

Specifies an existing IKE transform instance

Values 1 to 4096

Platforms

7450 ESS, 7750 SR, 7750 SR-e, 7750 SR-s, VSR

Output

The following output is an example of IKE transform information.

Sample Output

```
Node# show ipsec ike-transform
=====
IKE Transforms
=====
ID      Diffie-Hellman  Authentication  Encryption  ISAKMP
      Group        Algorithm      Algorithm    Lifetime
-----
100    14             sha1           aes128      86400
-----
No. of IKE Transforms: 1
=====
```

13.21 ikev2-msg-drop

ikev2-msg-drop

Syntax

ikev2-msg-drop message-type message-type [show-oid] esa-vm esa-id/vm-id

ikev2-msg-drop message-type message-type isa mda [show-oid]

Context

[\[Tree\]](#) (show>isa>stats>ipsec-stats ikev2-msg-drop)

Full Context

show isa statistics ipsec-stats ikev2-msg-drop

Description

This command displays the early drop counter for received IKEv2 messages on the specified ISA. These counters reflect the number of packets dropped early in the process when ISA is congested.

Parameters

message-type

Specifies the exchange type of the packet to display.

Values ike-sa-init, ike-auth, create-child-and-info

mda

Specifies the slot and MDA in the format *slot/mda*.

Values *slot* — 1 to 10

mda — 1 or 2

show-oid

Displays the SNMP object ID of the counter.

esa-vm

Displays the ID of the configured ESA and ESA VM.

Values

esa-vm: *esa-id/vm-id*

esa-id 1 to 16

vm-id 1 to 4

Platforms

7450 ESS, 7750 SR, 7750 SR-e, 7750 SR-s, VSR

Output

The following is an example output of the **ikev2-msg-drop message-type** command.

Sample Output

```
show>isa>stats>ipsec-stats# ikev2-msg-drop message-type ike-sa-init isa 1/2 show-oid
-----
Current Statistic Info
-----
OID: tmnxIPsecIsaHistStatsValue32.1.1.2.700.1
-----
=====
Statistics for ISA 1/2
=====
Index          Value          Start Time          Sampling Duration
-----
Number of IKE-SA-INIT exchange packet drops
1 (current)  0              2018/03/06 21:28:37 min 3 sec 59
-----
No. of entries: 1
```

13.22 ilm

ilm

Syntax

ilm

Context

[\[Tree\]](#) (tools>dump>router>mpls ilm)

Full Context

tools dump router mpls ilm

Description

This command dumps ILM information for MPLS.

Platforms

All

13.23 ilmi

ilmi

Syntax

ilmi [*interval seconds*] [**repeat** *repeat*] [**absolute**| **rate**]

Context

[\[Tree\]](#) (monitor>port>atm ilmi)

Full Context

monitor port atm ilmi

Description

This command monitors ATM ILMI statistics.

Parameters

seconds

Configures the interval for each display in seconds.

Values 3 to 60

Default 10

repeat

Configures how many times the command is repeated.

Values 1 to 999

Default 10

absolute

Displays raw statistics, without processing. No calculations are performed on the delta or rate statistics.

rate

Displays rate-per-second for each statistic instead of the delta.

Platforms

7450 ESS, 7750 SR-7/12/12e, 7750 SR-a, 7750 SR-e, 7950 XRS

ilmi

Syntax

ilmi [*detail*]

Context

[\[Tree\]](#) (show>port>atm ilmi)

Full Context

show port atm ilmi

Description

This command displays ATM port Integrated Local Management Interface (ILMI) information.

Parameters

detail

Displays detailed information.

Platforms

7450 ESS, 7750 SR-7/12/12e, 7750 SR-a, 7750 SR-e, 7950 XRS

13.24 ima

ima

Syntax

ima

Context

[\[Tree\]](#) (show>multilink-bundle ima)

Full Context

show multilink-bundle ima

Description

Commands in this context display IMA group data.

Platforms

7450 ESS, 7750 SR-7/12/12e

Output

The following output is an example of IMA information, and [Table 181: Output Fields: show multilink-bundle bundle-ima](#) describes the output fields.

Sample Output: show multilink-bundle <bundle-id> ima

```
A:timetra-sim110# show multilink-bundle bundle-ima-1/1.2
=====
Bundle Summary
=====
Bundle      Type      Admin      Oper      Port      Min      Total/
Id          State     State     State     State     Links   Active Links
```

```

-----
bundle-ima-1/1.2   ima      Down    Down    Link Up  1      1/0
-----
Bundles : 1
=====
A:timetra-sim110#
A:timetra-sim110# show multilink-bundle bundle-ima-1/1.2 detail
=====
Bundle bundle-ima-1/1.2 Detail
=====
Description       : MultiLink Bundle
Bundle Id         : bundle-ima-1/1.2   Type           : ima
Admin Status      : down          Oper Status     : down
Minimum Links     : 1             Bundle IfIndex  : 555749378
Total Links       : 1             Active Links    : 0
Red Diff Delay    : 25            Yellow Diff Delay : N/A
Red Diff Delay Act : N/A          MRRU           : N/A
Short Sequence    : N/A          Oper MRRU      : N/A
Oper MTU          : 1524         Fragment Threshold : 128 bytes
Up Time           : N/A          Bandwidth      : 0 KBit
PPP Input Discards : N/A        Primary Member Port: 1/1/1.1.1
Interleave-Frag   : N/A
-----
Member Port Id      Admin Oper  Active  Down Reason  Up Time
-----
1/1/1.1.1          up    up     no      oper down    N/A
=====
Traffic Statistics
=====
                                     Input           Output
-----
Octets              0                0
Packets             0                0
Errors              0                0
=====
Port Statistics
=====
                                     Input           Output
-----
Packets             0                0
Discards            0                0
Unknown Proto Discards 0
=====
A:timetra-sim110#
A:timetra-sim110# show multilink-bundle bundle-ima-1/1.2 ima
=====
Bundle bundle-ima-1/1.2 IMA group information
=====
Version            : 1.1
Current State      : Startup Near-end
Near-end State     : Startup
Far-end State      : Not configured
Group Test State   : Disabled
Max BW Links       : 8
Operational Secs   : N/A          Down Secs       : 2811
Tx IMA Id          : 0            Rx IMA Id       : 255
Tx Timing Ref Link : N/A          Rx Timing Ref Link : N/A
Tx Oam Label       : 3            Rx Oam Label    : 0
Test Link          : N/A          Test Pattern     : 0
Near-End Clock-Mode: ctc          Far-End Clock-Mode : itc
Link Deact Timer   : 2000         Link Act Timer   : 10000
Alpha-value        : 2            Beta-value       : 2
  
```

```
Gamma-value      : 1                Symmetry Mode    : symmetric
Tx CR Available  : 0 KBit           Rx CR Available  : 0 KBit
Least Delayed Link : N/A           Max Obs Diff Delay : 0
Near-End Fails   : 1                Far-end Fails     : 0
Tx Icp Cells     : 0                Rx Icp Cells      : 0
Errored Icp Cells : 0              Rx Lost Icp Cells : 0
=====
```

A:timetra-sim110#

The following stats should only be displayed if the bundle type is mlppp-lfi and the detail is issued.

```
LFI Statistics
IngressEgress
Packet Bytes PacketByte
High5000500000020002000000
Normal100001000000050005000000
=====
```

Table 181: Output Fields: show multilink-bundle bundle-ima

Label	Description
BundleId	Displays the bundle ID number.
Type	Specifies the type of this multilink bundle. mlppp — Indicates that the bundle is of type MLPPP. ima — Indicates that the bundle is of type IMA group.
Admin State	ima — Indicates that the bundle is of type IMA group. Down — The bundle is administratively down.
Oper State	Up — The bundle is operationally up. Down — The bundle is operationally down.
Port State	Displays the state level of the port. None — Indicates that the port is either in its initial creation state or is just about to be deleted. Ghost — No member links are configured as part of this bundle. Down — All member links are in "none", "ghost", or "down" state. linkUp — At least one member link is in port state "link up" but the bundle protocol is not yet operationally up (due to bundle protocol still coming up. For example, due to insufficient number of member links in "link up" state yet or to bundle being shut down. Up — Indicates that the bundle is ready to pass some kinds of traffic as the bundle protocol has come up (at least "minimum links" member links are in the port state up and the bundle protocol is up).
Min Links	Displays the minimum number of links that must be active for a bundle to be active. If the number of links drop below the given

Label	Description
Minimum Links	minimum then the multilink bundle will transition to an operation down state).
Total/Active Links	Displays the total number of active links for the bundle.

ima

Syntax

ima

Context

[\[Tree\]](#) (tools>perform ima)

Full Context

tools perform ima

Description

This command allows the use of IMA operations.

Platforms

7450 ESS, 7750 SR-7/12/12e, 7750 SR-a, 7750 SR-e, 7950 XRS

13.25 ima-link

ima-link

Syntax

ima-link

Context

[\[Tree\]](#) (show>port ima-link)

Full Context

show port ima-link

Description

This command displays IMA link data.

Platforms

7450 ESS, 7750 SR-7/12/12e, 7750 SR-a, 7750 SR-e, 7950 XRS

13.26 inactive-peers

inactive-peers

Syntax

inactive-peers

Context

[\[Tree\]](#) (clear>system>ptp inactive-peers)

Full Context

clear system ptp inactive-peers

Description

This command clears inactive peer information.

Platforms

7450 ESS, 7750 SR, 7750 SR-a, 7750 SR-e, 7750 SR-s, 7950 XRS

13.27 inband-tunnel

inband-tunnel

Syntax

inband-tunnel [type {rx | tx}] [prefix *prefix*] [tunnel-id *tunnel-id*]

inband-tunnel [prefix *prefix*] [tunnel-id *tunnel-id*] leaf

Context

[\[Tree\]](#) (show>router>bier inband-tunnel)

Full Context

show router bier inband-tunnel

Description

This command shows the BIER tunnels.

Parameters

type

Specifies the type of tunnel.

Values tx, rx

prefix

Specifies the BFR prefix of the tunnel in IP address form.

tunnel-id

Specifies the tunnel ID.

Values 0 to 4294967295

leaf

Specifies that the tunnel leaves are displayed.

Platforms

7450 ESS, 7750 SR, 7750 SR-a, 7750 SR-e, 7750 SR-s, 7950 XRS

Output

The following is an example of a BIER in-band tunnel configuration. [Table 182: BIER In-band Tunnel Fields](#) provides BIER in-band tunnel descriptions.

Sample Output

```
*A:Dut-B# /show router bier inband-tunnel
=====
BIER Tunnels
=====
Tunnel-id      Type      Oper      No. Of Leaves
BFR Prefix    Bfr-ID    Mpls Label  Sub-domain
-----
73748         rx        In service  0
10.20.1.4     4         0          0
=====
BIER Tunnel entries : 1
=====
```

Table 182: BIER In-band Tunnel Fields

Label	Description
Tunnel-id	The tunnel ID
Type	The tunnel type - Tx or Rx
Oper	The operational state of the tunnel
No. Of Leaves	The number of leafs in the tunnel
BFR Prefix	The BFR prefix of the tunnel
Bfr-IFD	The BFR ID of the tunnel

Label	Description
MPLS Label	The MPLS Label of the tunnel
Sub-domain	The sub-domain associated with the tunnel

13.28 incl-mcast

incl-mcast

Syntax

```
incl-mcast [hunt | detail] [rd rd] [originator-ip originator-ip] [next-hop next-hop] [community comm-id]
[tag tag] [aspath-regex reg-exp]
```

Context

[\[Tree\]](#) (show>router>bgp>routes>evpn incl-mcast)

Full Context

```
show router bgp routes evpn incl-mcast
```

Description

This command displays BGP-EVPN inclusive multicast routes.

Parameters

hunt

Displays entries for the specified route.

detail

Displays detailed information.

rd

Displays information for the route distinguisher.

Values *ip-addr:comm-val | 2byte-asnumber:ext-comm-val | 4byte-asnumber:comm-val*

originator-ip

Specifies the IPv4 or IPv6 originator address.

Values

ipv4-address:	a.b.c.d
ipv6-address:	x:x:x:x:x:x:x (eight 16-bit pieces)
	x:x:x:x:x:d.d.d.d
	x: [0 to FFFF]H

d: [0 to 255]D

next-hop

Specifies the IPv4 or IPv6 BGP next-hop address.

Values	ipv4-address:	a.b.c.d
	ipv6-address:	x:x:x:x:x:x:x (eight 16-bit pieces)
		x:x:x:x:x:d.d.d.d
		x: [0 to FFFF]H
		d: [0 to 255]D

comm-id

Specifies community ID, up to 72 characters.

Values [as-num:comm-val | ext-comm | well-known-comm]

where:

- *as-num* — 0 to 65535
- *comm-val* — 0 to 65535
- *ext-comm* — the extended community, defined as the following:
type:{ *ip-address:comm-val1* | *as-number1:comm-val2* | *as-number2:comm-val1* }
where:
 - *as-number1* — 0 to 65535
 - *comm-val1* — 0 to 65535
 - **type** — target, origin
 - *ip-address* — a.b.c.d
 - *comm-val2* — 0 to 4294967295
 - *as-number2* — 0 to 4294967295
- *well-known-comm* — **null** | **no-export** | **no-export-subconfed** | **no-advertise** |

tag

Specifies the inclusive multicast route tag.

Values 0to 4294967295 | MAX-ET

reg-exp

Displays routes matching the specified regular expression, up to 80 characters.

Platforms

All

13.29 information

information

Syntax

information

Context

[\[Tree\]](#) (show>system information)

Full Context

show system information

Description

This command displays general system information including basic system, SNMP server, last boot and DNS client information.

Platforms

All

Output

The following is an example of system information. [Table 183: System Information Field Descriptions](#) describes the output fields.

Sample Output

```
A:CR01# show system information
=====
System Information
=====
System Name           : CR01
System Type           : 7750 SR-7
Chassis Topology      : Standalone
System Version        : B-21.5.R2
Crypto Module Version : SRCM 3.2
System Contact        : Fred Information Technology
System Location       : Bldg.1-floor 2-Room 201
System Coordinates    : N 45 58 23, W 34 56 12
System Active Slot    : A
System Up Time        : 82 days, 00:01:55.27 (hr:min:sec)

Configuration Mode Cfg : model-driven
Configuration Mode Oper: model-driven
Last Mode Changed      : 2022/02/11 10:49:36 Duration: 0d 00:00:00

SNMP Port             : 161
SNMP Engine ID        : 0000197f00000ca402267c01
SNMP Engine Boots     : 34
SNMP Max Message Size : 1500
SNMP Admin State      : Enabled
```

```
SNMP Oper State      : Disabled
SNMP Failure Reason  : Missing SNMP configuration
SNMP Index Boot Status : Not Persistent
SNMP Sync State      : N/A

Tel/Tel6/SSH/FTP Admin : Disabled/Disabled/Enabled/Disabled
Tel/Tel6/SSH/FTP Oper  : Down/Down/Up/Down

BOF Source           : cf3:
Image Source         : primary
Config Source        : primary
Last Booted Config File: cf3:\configs\CR01.cfg
Last Boot Cfg Version : TUE JUL 27 19:00:38 2021 UTC
Last Boot Config Header: # TiMOS-B-21.5.R2 both/x86_64 Nokia 7750 SR
                        Copyright (c) 2000-2021 Nokia. # All rights reserved.
                        All use subject to applicable license agreements. #
                        Built on Wed Jun 23 11:43:35 PDT 2021 by builder in /
                        builds/c/215B/R2/panos/main/sros # Configuration
                        format version 21.5 revision 0 # Generated TUE JUL
                        27 19:00:38 2021 UTC

Last Boot Index Version: N/A
Last Boot Index Header : N/A
Last Saved Config      : cf3:\configs\CR01.cfg
Time Last Saved        : 2022/02/14 14:58:11
Changes Since Last Save: No
Max Cfg/BOF Backup Rev : 5
Cfg-OK Script          : cf3:\startup\env.cfg
Cfg-OK Script Status   : success
Cfg-Fail Script        : N/A
Cfg-Fail Script Status : not used

IPv4 autoconfiguration : Disabled
IPv6 autoconfiguration : Disabled
Management IP Addr     : 192.168.192.73/18
Management IP Addr     : 3000::c0a8:c049/114
Primary DNS Server     : 138.120.252.55
Secondary DNS Server   : N/A
Tertiary DNS Server    : N/A
DNS Domain             : superdns-internal.nokia.com
DNS Resolve Preference : ipv4-only
DNSSEC AD Validation   : False
DNSSEC Response Control: drop
BOF Static Routes      :
  To                   Next Hop
  135.121.0.0/16       192.168.192.67
  135.250.0.0/16       192.168.192.67
  138.120.0.0/16       192.168.192.67
  152.148.0.0/16       192.168.192.67

ATM Location ID       : 01:00:00:00:00:00:00:00:00:00:00:00:00:00:00:00
ATM OAM Retry Up      : 2
ATM OAM Retry Down    : 4
ATM OAM Loopback Period: 10

ICMP Vendor Enhancement: Disabled
Eth QinQ Untagged SAP : False
EFM OAM Grace Tx Enable: False
EFM OAM Dying Gasp Rst : Disabled
=====
A:CR01#
```

Table 183: System Information Field Descriptions

Label	Description
System Name	The configured system name
System Type	The system is administratively configured to function as a Nokia SR OS Ethernet Service Switch (ESS) or not.
Chassis Topology	Indicates the inter-chassis topology mode in which the system is operating. It indicates how multiple chassis are arranged and operate together as a single system. A value of 'standalone' indicates that the system is comprised of a single physical router chassis. A value of 'extended' (for a 7950 XRS based system) indicates that two router chassis are connected together in a 'back-to-back' topology with no additional switch fabric chassis. An extended chassis topology is comprised of two XRS-20 chassis and is also known as an XRS-40 system.
System Version	The software product release version number for the software image currently running
Crypto Module Version	Version of the SR OS cryptographic module
System Contact	A text string that describes the system contact information
System Location	A text string that describes the system location
System Coordinates	A text string that describes the system coordinates
System Active Slot	Slot of the active CPM
System Up Time	The time since the last boot
Configuration Mode Cfg	Configured setting of the management interface configuration mode. The configuration mode affects the management interfaces (such as classic CLI and model-driven interfaces) that can be used to configure the router.
Configuration Mode Oper	Current management interface configuration mode that is operational in the router. The configuration mode affects the management interfaces (such as classic CLI and model-driven interfaces) that can be used to configure the router.
Last Mode Changed	The date and time at which the operational management interface configuration mode last changed
SNMP Port	The port number used by this node to receive SNMP request messages and to send replies
SNMP Engine ID	The SNMP engineID to uniquely identify the SNMPv3 node

Label	Description
SNMP Engine Boots	The number of times the SNMP engine has rebooted with the current SNMP Engine ID
SNMP Max Message Size	The maximum SNMP packet size generated by this node
SNMP Admin State	Enabled — SNMP is administratively enabled and running. Disabled — SNMP is administratively shutdown and not running.
SNMP Oper State	Enabled — SNMP is operationally enabled. Disabled — SNMP is operationally disabled.
SNMP Failure Reason	Additional information about general failure of the SNMP engine to be ready for normal operation
SNMP Index Boot Status	Persistent — System indexes are saved between reboots. Not Persistent — System indexes are not saved between reboots.
Tel/Tel6/SSH/FTP Admin	Displays the administrative state of the Telnet, SSH, and FTP sessions
Tel/Tel6/SSH/FTP Oper	Displays the operational state of the Telnet, SSH, and FTP sessions
BOF Source	The location of the BOF
Image Source	Primary — Indicates that the directory location for runtime image file was loaded from the primary source. Secondary — Indicates that the directory location for runtime image file was loaded from the secondary source. Tertiary — Indicates that the directory location for runtime image file was loaded from the tertiary source.
Config Source	Primary — Indicates that the directory location for configuration file was loaded from the primary source. Secondary — Indicates that the directory location for configuration file was loaded from the secondary source. Tertiary — Indicates that the directory location for configuration file was loaded from the tertiary source.
Last Booted Config File	The URL and filename of the last loaded configuration file
Last Boot Cfg Version	The date and time of the last boot
Last Boot Config Header	The header information, such as image version, date built, date generated

Label	Description
Last Boot Index Version	The version of the persistence index file read when this card was last rebooted
Last Boot Index Header	The header of the persistence index file read when this card was last rebooted.
Last Saved Config	The location and filename of the last saved configuration file
Time Last Saved	The date and time of the last time configuration file was saved
Changes Since Last Save	Yes — There are unsaved configuration file changes. No — There are no unsaved configuration file changes.
Max Cfg/BOF Backup Rev	The maximum number of backup revisions maintained for a configuration file. This value also applies to the number of revisions maintained for the BOF file.
Cfg-OK Script	URL — The location and name of the CLI script file executed following successful completion of the bootup configuration file execution.
Cfg-OK Script Status	Successful/Failed — The results from the execution of the CLI script file specified in the Cfg-OK Script location. Not used — No CLI script file was executed.
Cfg-Fail Script	URL — The location and name of the CLI script file executed following a failed bootup configuration file execution. Not used — No CLI script file was executed.
Cfg-Fail Script Status	Successful/Failed — The results from the execution of the CLI script file specified in the Cfg-Fail Script location. Not used — No CLI script file was executed.
IPv4 autoconfiguration	Indicates whether the IPv4 DHCP-based router autoconfigure functionality is enabled or disabled
IPv6 autoconfiguration	Indicates whether the IPv6 DHCP-based router autoconfigure functionality is enabled or disabled
Management IP Addr	The management IPv4 address and mask
Management IP Addr	The management IPv6 address and mask
Primary DNS Server	The IP address of the primary DNS server
Secondary DNS Server	The IP address of the secondary DNS server

Label	Description
Tertiary DNS Server	The IP address of the tertiary DNS server
DNS Domain	The DNS domain name of the node
DNS Resolve Preference	ipv4-only — Dns-names are queried for A-records only. ipv6-first — Dns-server will be queried for AAAA-records first and a successful reply is not received, the dns-server is queried for A-records.
DNSSEC AD Validation	Indicates whether the presence of the AD-bit is validated in responses from DNS servers
DNSSEC Response Control	fall-through — Permit DNS responses that do not pass DNSSEC validation fail — Reject DNS Responses that do not pass DNSSEC validation
BOF Static Routes	To — The static route destination. Next Hop — The next hop IP address used to reach the destination. Metric — Displays the priority of this static route versus other static routes. None — No static routes are configured.
ATM Location ID	N/A — Ignore. ATM functionality is not supported.
ATM OAM Retry Up	N/A — Ignore. ATM functionality is not supported.
ATM OAM Retry Down	N/A — Ignore. ATM functionality is not supported.
ATM OAM Loopback Period	N/A — Ignore. ATM functionality is not supported.
ICMP Vendor Enhancement	Indicates whether vendor specific extensions to ICMP are enabled or disabled
Eth QinQ Untagged SAP	False — The new-qinq-untagged-sap flag is disabled. True — The new-qinq-untagged-sap flag is enabled.
EFM OAM Grace Tx Enable	True — Sending of EFM OAM grace period messages is enabled. False — Sending of EFM OAM grace period messages is disabled.
EFM OAM Dying Gasp Rst	Indicates whether EFM OAM dying gasp messages on reset are enabled or disabled.

information

Syntax

information

Context

[Tree] (show>log>event-handling information)

Full Context

show log event-handling information

Description

This command displays general information about EHS, as well as handler and trigger statistics.

Platforms

All

Output

The following is an example of log event handling information.

Sample output

```

=====
Event Handling System - Event Trigger Statistics
=====
Application Name
Event Id          Total      Success   ErrNoEntry AdmStatus
-----
OAM
2001              0          0         0           0
-----
Entry FilMatch  Trigger  Debounce  FilFail  ErrAdmSta  ErrFilter  ErrHandler
-----
1      0        0         0         0         0           0           0
10     0        0         0         0         0           0           0
-----
SUM    0        0         0         0         0           0           0
-----
Application Name
Event Id          Total      Success   ErrNoEntry AdmStatus
-----
OAM
2004              0          0         0           0
-----
Entry FilMatch  Trigger  Debounce  FilFail  ErrAdmSta  ErrFilter  ErrHandler
-----
1      0        0         0         0         0           0           0
-----
SUM    0        0         0         0         0           0           0
=====
EVENTS PROCESSED          Total      Success   ErrNoEntry AdmStatus
-----
0          0         0         0           0
=====

```

```

=====
Event Handling System - Event Handler Statistics
=====
Handler                               Total    Success  ErrNoEntry  AdmStatus
my-handler-1                          0        0         0            0
-----
Entry Id      Launch    MinDelay  ErrLaunch  ErrAdmSta
-----
1             0         0         0          0
-----
SUMMARY      0         0         0          0
=====
HANDLERS SUMMARY                               Total    Success  ErrNoEntry  AdmStatus
-----
                                                0        0         0            0
=====
  
```

information

Syntax

information

Context

[\[Tree\]](#) (clear>log>event-handling information)

Full Context

clear log event-handling information

Description

This command clears handler statistics in the **show log event-handling information** output.

Platforms

All

13.30 ingress-label

ingress-label

Syntax

ingress-label *ingress-label1* [*ingress-label2*]

Context

[\[Tree\]](#) (show>service ingress-label)

Full Context

show service ingress-label

Description

This command displays service information using the range of ingress labels.

If only the mandatory *ingress-label1* parameter is specified, only services using the specified label are displayed.

If both *ingress-label1* and *ingress-label2* parameters are specified, the services using the range of labels X where *ingress-label1* <= X <= *ingress-label2* are displayed.

Use the **show router vprn-service-id ldp bindings** command to display dynamic labels.

Parameters

ingress-label1

Displays the starting ingress label value for which to display services using the label range. If only *ingress-label1* is specified, services only using *ingress-label1* are displayed.

Values 0, 2048 to 131071

ingress-label2

Displays the ending ingress label value for which to display services using the label range.

Values 2048 to 131071

Default The *ingress-label1* value.

Platforms

All

Output

The following output is an example of service ingress label information.

Sample Output

```
A:ALA-12# show service ingress label 0
=====
Martini Service Labels
=====
Svc Id      Sdp Id      Type I.Lbl      E.Lbl
-----
1           10:1        Mesh 0         0
1           20:1        Mesh 0         0
1           30:1        Mesh 0         0
1           50:1        Mesh 0         0
1           100:1       Mesh 0         0
1           101:1       Mesh 0         0
1           102:1       Mesh 0         0
1           103:1       Mesh 0         0
1           104:1       Mesh 0         0
1           105:1       Mesh 0         0
1           106:1       Mesh 0         0
1           107:1       Mesh 0         0
1           108:1       Mesh 0         0
```

```

1      300:1      Mesh 0      0
1      301:1      Mesh 0      0
1      302:1      Mesh 0      0
1      400:1      Mesh 0      0
1      500:2      Spok 131070 2001
1      501:1      Mesh 131069 2000
100    300:100    Spok 0      0
200    301:200    Spok 0      0
300    302:300    Spok 0      0
400    400:400    Spok 0      0
-----
Number of Bindings Found : 23
-----
A:ALA-12#

```

Table 184: Service Ingress Label Field Descriptions describes show service ingress label output fields.

Table 184: Service Ingress Label Field Descriptions

Label	Description
Svc ID	The value that identifies a specific service
SDP Id	The SDP identifier
Type	Indicates whether the SDP is a spoke or a mesh
I.Lbl	The ingress label used by the far-end device to send packets to this device in this service by the SDP
E.Lbl	The egress label used by this device to send packets to the far-end device in this service by the SDP
Number of Bindings Found	The number of SDP bindings within the label range specified

ingress-label

Syntax

ingress-label *start-label* [*end-label*]

Context

[\[Tree\]](#) (show>service ingress-label)

Full Context

show service ingress-label

Description

Display services using the range of ingress labels.

If only the mandatory *start-label* parameter is specified, only services using the specified label are displayed.

If both *start-label* and *end-label* parameters are specified, the services using the range of labels X where *start-label* <= X <= *end-label* are displayed.

Use the **show router ldp bindings** command to display dynamic labels.

Parameters

start-label

The starting ingress label value for the label range. If only *start-label* is specified, services only using *start-label* are displayed.

Values 0, 2048 to 131071

end-label

The ending ingress label value for the label range

Default The *start-label* value.

Values 2049 to 131071

Platforms

All

Output

The following output displays an example of service ingress label information.

Sample Output

```
*A:ALA-12# show service ingress-label 0
=====
Martini Service Labels
=====
Svc Id      Sdp Id      Type I.Lbl      E.Lbl
-----
1           10:1        Mesh 0         0
1           20:1        Mesh 0         0
1           30:1        Mesh 0         0
1           50:1        Mesh 0         0
1           100:1       Mesh 0         0
1           101:1       Mesh 0         0
1           102:1       Mesh 0         0
1           103:1       Mesh 0         0
1           104:1       Mesh 0         0
1           105:1       Mesh 0         0
1           106:1       Mesh 0         0
1           107:1       Mesh 0         0
1           108:1       Mesh 0         0
1           300:1       Mesh 0         0
1           301:1       Mesh 0         0
1           302:1       Mesh 0         0
1           400:1       Mesh 0         0
100         300:100     Spok 0         0
200         301:200     Spok 0         0
300         302:300     Spok 0         0
400         400:400     Spok 0         0
-----
Number of Bindings Found : 21
-----
```


*A:ALA-12#

Table 185: [Show Service Ingress-Label Fields](#) describes show service ingress-label output fields.

Table 185: Show Service Ingress-Label Fields

Label	Description
Svc ID	The service identifier.
SDP Id	The SDP identifier.
Type	Indicates whether the SDP is spoke or mesh.
I.Lbl	The ingress label used by the far-end device to send packets to this device in this service by the SDP.
E.Lbl	The egress label used by this device to send packets to the far-end device in this service by the SDP.
Number of Bindings Found	The number of SDP bindings within the label range specified.

ingress-label

Syntax

ingress-label *start-label* [*end-label*]

Context

[\[Tree\]](#) (show>service ingress-label)

Full Context

show service ingress-label

Description

This command displays services using the range of ingress labels. If only the mandatory *start-label* parameter is specified, only services using the specified label are displayed.

If both *start-label* and *end-label* parameters are specified, the services using the range of labels X where *start-label* <= X <= *end-label* are displayed.

For 7750 only, use the **show router vprn-service-id ldp bindings** command to display dynamic labels.

Parameters

start-label

The starting ingress label value for which to display services using the label range. If only *start-label* is specified, services only using *start-label* are displayed.

Values 0, 2048 to 131071

end-label

The ending ingress label value for which to display services using the label range.

Values 2049 to 131071

Default The *start-label* value.

Platforms

All

Output

The following output is an example of ingress label information, and [Table 186: Show Service Ingress-Label Field Descriptions](#) describes the output fields.

Sample Output

```
*A:ALA-12# show service ingress-label 0
=====
Martini Service Labels
=====
Svc Id      Sdp Id      Type I.Lbl      E.Lbl
-----
1           10:1        Mesh 0          0
1           20:1        Mesh 0          0
1           30:1        Mesh 0          0
1           50:1        Mesh 0          0
1           100:1       Mesh 0          0
1           101:1       Mesh 0          0
1           102:1       Mesh 0          0
1           103:1       Mesh 0          0
1           104:1       Mesh 0          0
1           105:1       Mesh 0          0
1           106:1       Mesh 0          0
1           107:1       Mesh 0          0
1           108:1       Mesh 0          0
1           300:1       Mesh 0          0
1           301:1       Mesh 0          0
1           302:1       Mesh 0          0
1           400:1       Mesh 0          0
1           500:2       Spok 131070     2001
1           501:1       Mesh 131069     2000
100         300:100     Spok 0          0
200         301:200     Spok 0          0
300         302:300     Spok 0          0
400         400:400     Spok 0          0
-----
Number of Bindings Found : 23
-----
*A:ALA-12#
```

Table 186: Show Service Ingress-Label Field Descriptions

Label	Description
Svc ID	The service identifier.

Label	Description
SDP Id	The SDP identifier.
Type	Indicates whether the SDP is spoke or mesh.
I.Lbl	The ingress label used by the far-end device to send packets to this device in this service by the SDP.
E.Lbl	The egress label used by this device to send packets to the far-end device in this service by the SDP.
Number of Bindings Found	The number of SDP bindings within the label range specified.

ingress-label

Syntax

ingress-label *start-label* [*end-label*]

Context

[\[Tree\]](#) (show>service ingress-label)

Full Context

show service ingress-label

Description

Display services using the range of ingress labels.

If only the mandatory *start-label* parameter is specified, only services using the specified label are displayed.

If both *start-label* and *end-label* parameters are specified, the services using the range of labels X where *start-label* <= X <= *end-label* are displayed.

Use the **show router vprn-service-id ldp bindings** command to display dynamic labels.

Parameters

start-label

The starting ingress label value for which to display services using the label range. If only *start-label* is specified, services only using *start-label* are displayed.

Values 0, 2048 to 131071

end-label

The ending ingress label value for which to display services using the label range.

Values 2048 to 131071

Default The *start-label* value.

Platforms

All

Output

The following output is an example of show service ingress label information, and [Table 187: Show Service Ingress-Label Field Descriptions](#) describes the output fields.

Sample Output

```
*A:ALA-12# show service ingress-label 0
=====
Martini Service Labels
=====
Svc Id      Sdp Id      Type I.Lbl      E.Lbl
-----
1           10:1        Mesh 0          0
1           20:1        Mesh 0          0
1           30:1        Mesh 0          0
1           50:1        Mesh 0          0
1           100:1       Mesh 0          0
1           101:1       Mesh 0          0
1           102:1       Mesh 0          0
1           103:1       Mesh 0          0
1           104:1       Mesh 0          0
1           105:1       Mesh 0          0
1           106:1       Mesh 0          0
1           107:1       Mesh 0          0
1           108:1       Mesh 0          0
1           300:1       Mesh 0          0
1           301:1       Mesh 0          0
1           302:1       Mesh 0          0
1           400:1       Mesh 0          0
100         300:100     Spok 0          0
200         301:200     Spok 0          0
300         302:300     Spok 0          0
400         400:400     Spok 0          0
-----
Number of Bindings Found : 21
-----
*A:ALA-12#
```

Table 187: Show Service Ingress-Label Field Descriptions

Label	Description
Svc ID	The service identifier.
SDP Id	The SDP identifier.
Type	Indicates whether the SDP is a spoke or a mesh.
I.Lbl	The ingress label used by the far-end device to send packets to this device in this service by the SDP.

Label	Description
E.Lbl	The egress label used by this device to send packets to the far-end device in this service by the SDP.
Number of bindings found	The number of SDP bindings within the label range specified.

13.31 ingress-statistics

ingress-statistics

Syntax

ingress-statistics color *color* [**end-point** {*ipv4-address* | *ipv6-address*}]

Context

[Tree] (show>router>segment-routing>sr-policies ingress-statistics)

Full Context

show router segment-routing sr-policies ingress-statistics

Description

This command displays the ingress traffic statistics of the SR policy specified by its color and end-point.

Parameters

color

Displays the color that is configured for this SR policy.

Values 0 to 4294967295

ipv4-address | *ipv6-address*

Displays the IPv4 or IPv6 address expressed in dotted decimal notation.

Values ipv4-address:

- a.b.c.d

ipv6-address:

- x:x:x:x:x:x:x (eight 16-bit pieces)
- x:x:x:x:x:d.d.d.d
- x: [0 to FFFF]H
- d: [0 to 255]D

Platforms

All

Output

The following output is an example of ingress traffic statistics of the SR policy, and [Table 188: Show Ingress Statistics Field Descriptions](#) describes the output fields.

Sample Output Show Router Segment Route Policy Ingress Statistics

```
show router segment-routing sr-policies ingress-statistics color 10 end-point 3ffe::a14:102
=====
SR-Policies Ingress Statistics
=====

Ingress Statistics:

Color           : 10                Endpoint Addr   : 3ffe::a14:102
TunnelId        : 917520            BSID           : 100008
Pkt Count       : 3015             Octet Count    : 301500
=====
```

Table 188: Show Ingress Statistics Field Descriptions

Label	Description
Color	Indicates the color of the SR policy.
Endpoint Addr	Indicates the end-point address of the SR policy.
TunnelId	Indicates the tunnel identifier of the SR policy.
BSID	Indicates the binding SID value.
Pkt Count	Indicates the count of packets for the corresponding segment list.
Octet Count	Indicates the count of octets for the corresponding segment list.

ingress-statistics

Syntax

ingress-statistics color *color* [**end-point** {*ipv4-address* | *ipv6-address*}]

Context

[Tree] (clear>router>segment-routing>sr-policies ingress-statistics)

Full Context

clear router segment-routing sr-policies ingress-statistics

Description

This command clears the ingress traffic statistics of the SR policy specified by its color and end-point.

Parameters

color

Displays the color that is configured for this SR policy.

Values 0 to 4294967295

ipv4-address | *ipv6-address*

Displays the IPv4 or IPv6 address expressed in dotted decimal notation.

Values ipv4-address:

- a.b.c.d

ipv6-address:

- x:x:x:x:x:x:x (eight 16-bit pieces)
- x:x:x:x:x:d.d.d.d
- x: [0 to FFFF]H
- d: [0 to 255]D

Platforms

All

ingress-statistics

Syntax

ingress-statistics *color* [0..4294967295] **end-point** *ip-address* | *ipv6-address* [**interval** *seconds*] [**repeat** *repeat*]

Context

[\[Tree\]](#) (monitor>router>seg-rt>sr-policies ingress-statistics)

Full Context

monitor router segment-routing sr-policies ingress-statistics

Description

This command monitors SR policy ingress statistics.

Parameters

ip-address | *ipv6-address*

Displays the IPv4 or IPv6 address expressed in dotted decimal notation.

Values ipv4-address:

- a.b.c.d
- ipv6-address:
- x:x:x:x:x:x:x (eight 16-bit pieces)
 - x:x:x:x:x:d.d.d.d
 - x: [0 to FFFF]H
 - d: [0 to 255]D

seconds

Configures the interval for each display in seconds.

Values 3 to 60

repeat

Configures how many times the command is repeated.

Values 1 to 999

Platforms

All

13.32 ingress-stats-template

ingress-stats-template

Syntax

ingress-stats-template [type {p2p | p2mp}] [SessionNameString] [sender *ip-address*] [detail]

Context

[\[Tree\]](#) (show>router>mpls ingress-stats-template)

Full Context

show router mpls ingress-stats-template

Description

This command displays ingress statistics template details.

Parameters

SessionNameString

Displays the session name, up to 64 characters.

ip-address

Displays the sender IP address.

detail

Displays the number of static LSPs that terminate at the router.

Platforms

All

Output

The following output is an example of MPLS ingress statistics template information

[Table 189: Ingress Stats Template Output Fields](#) describes MPLS Ingress Statistics Template output fields.

Sample Output

```
*A:cseS-V23# show router mpls ingress-stats-template
=====
MPLS LSP Template Ingress Stats
=====
Session Name                Type      Sender      Session Count
-----
No Matching Entries Found
=====
```

Table 189: Ingress Stats Template Output Fields

Label	Description
Session Name	Specifies the session name.
Type	p2p – Specifies that p2p is the ingress stats template type p2mp – Specifies that p2mp is the ingress stats template type
Sender	Specifies the sender IP address.
Session Count	Specifies the session count.
No Matching Entries Found	Specifies the number of matching entries.

13.33 inside

inside

Syntax

inside routes

Context

[\[Tree\]](#) (show>router>nat inside)

Full Context

show router nat inside

Description

This command displays information about inside NAT routes.

Platforms

7450 ESS, 7750 SR, 7750 SR-e, 7750 SR-s, VSR

Output

The following is an example of a NAT inside routes. [Table 190: NAT Inside Routes](#) describes NAT the output fields.

Sample Output

```
*A:Dut-C# /show router 101 nat inside routes
=====
NAT Inside Routes
=====
Router          Route Address      Prefix
                NAT Policy         Type
-----
vprn101         200.0.0.0          16
                static
vprn101         200.1.0.0          16
                n44Pool2-1        static
vprn101         210.0.1.0          24
                n44Pool11-1       dynamic
vprn101         210.1.1.0          24
                n44Pool2-1        dynamic
vprn101         210.6.1.0          24
                n44Pool7-1        dynamic
vprn101         210.7.1.0          24
                n44Pool8-1        dynamic
-----
No. of routes: 6
=====
```

Table 190: NAT Inside Routes

Label	Description
Router	The router name
Route Address	The route address
NAT Policy	The NAT policy name
Prefix	The router prefix
Type	The router type; dynamic or static

13.34 instance

instance

Syntax

instance

instance interface *interface-name* [**vrid** *virtual-router-id*]

instance interface *interface-name* **vrid** *virtual-router-id* **ipv6**

Context

[\[Tree\]](#) (show>router>vrrp instance)

Full Context

show router vrrp instance

Description

This command displays information for VRRP instances.

If no command line options are specified, summary information for all VRRP instances displays.

Parameters

interface-name

Displays detailed information for the VRRP instances on the specified IP interface including status and statistics.

Default Summary information for all VRRP instances.

virtual-router-id

Displays detailed information for the specified VRRP instance on the IP interface.

Default All VRIDs for the IP interface.

Values 1 to 255

ipv6

Specifies the IPv6 instance.

Platforms

All

Output

The following output is an example of VRRP instance information for the 7450 ESS, and [Table 191: Show VRRP Instance Output Fields](#) describes the fields.

Sample Output

```
*A:Dut-B# show router vrrp instance interface "base-1-1" vrid 1

=====
VRRP Instance 1 for interface "base-1-1"
=====
Owner                : No                VRRP State           : Master
Primary IP of Master: 50.1.0.1 (Self)
Primary IP           : 50.1.0.1          Standby-Forwarding   : Disabled
VRRP Backup Addr    : 50.1.0.10
Admin State         : Up                Oper State           : Up
Up Time             : 02/03/2022 20:37:28 Virt MAC Addr        : 00:00:5e:00:01:01
Auth Type           : None
Config Mesg Intvl   : 5                 In-Use Mesg Intvl    : 5
Master Inherit Intvl: No
Base Priority        : 130               In-Use Priority       : 130
Policy ID           : n/a               Preempt Mode         : Yes
Ping Reply          : Yes               Telnet Reply         : No
Ntp Reply           : No
SSH Reply           : No                Traceroute Reply     : No
Init Delay          : 0                 Init Timer Expires   : 0.000 sec
Creation State      : Active
OperGroup           : op-ipv4-1
-----
BFD Interface
-----
Service ID          : None
Service Name        : 100
Interface Name      : bfd-1-1
Src IP              :
Dst IP              : 120.1.1.2
Session Oper State  : notConfigured
-----
Master Information
-----
Primary IP of Master: 50.1.0.1 (Self)
Addr List Mismatch  : No                Master Priority       : 130
Master Since        : 02/03/2022 20:37:43
-----
Masters Seen (Last 32)
-----
Primary IP of Master  Last Seen                Addr List Mismatch    Msg Count
-----
50.1.0.1              02/03/2022 20:37:43    No                     0
-----
Statistics
-----
Become Master        : 1                Master Changes       : 1
Adv Sent             : 154              Adv Received         : 0
Pri Zero Pkts Sent   : 0                Pri Zero Pkts Rcvd  : 0
Preempt Events       : 0                Preempted Events     : 0
Mesg Intvl Discards  : 0                Mesg Intvl Errors    : 0
Addr List Discards   : 0                Addr List Errors     : 0
Auth Type Mismatch   : 0                Auth Failures        : 0
Invalid Auth Type    : 0                Invalid Pkt Type     : 0
IP TTL Errors        : 0                Pkt Length Errors    : 0
Total Discards       : 0
=====
*A:Dut-B# show router vrrp instance interface "base-1-1" vrid 2
```

```

=====
VRRP Instance 2 for interface "base-1-1"
=====
Owner                : No                VRRP State          : Master
Primary IP of Master: 50.1.0.1 (Self)
Primary IP           : 50.1.0.1          Standby-Forwarding: Disabled
VRRP Backup Addr    : 50.1.1.10
Admin State          : Up                Oper State           : Up
Up Time              : 02/03/2022 20:37:28 Virt MAC Addr        : 00:00:5e:00:01:02
Auth Type            : None
Config Mesg Intvl   : 5                  In-Use Mesg Intvl   : 5
Master Inherit Intvl: No
Base Priority         : 130                In-Use Priority      : 130
Policy ID            : n/a                Preempt Mode        : Yes
Ping Reply           : Yes                Telnet Reply         : No
Ntp Reply            : No
SSH Reply            : No                Traceroute Reply    : No
Init Delay           : 0                  Init Timer Expires: 0.000 sec
Creation State       : Active
Monitor OperGroup    : op-ipv4-1
-----
BFD Interface
-----
Service ID           : None
Service Name         : 100
Interface Name       : bfd-1-1
Src IP               :
Dst IP               : 120.1.1.2
Session Oper State   : notConfigured
-----
Master Information
-----
Primary IP of Master: 50.1.0.1 (Self)
Addr List Mismatch  : No                Master Priority      : 130
Master Since        : 02/03/2022 20:37:47
-----
Masters Seen (Last 32)
-----
Primary IP of Master  Last Seen          Addr List Mismatch  Msg Count
-----
50.1.0.1              02/03/2022 20:37:47  No                  0
-----
Statistics
-----
Become Master        : 1                Master Changes      : 1
Adv Sent             : 0                Adv Received        : 0
Pri Zero Pkts Sent   : 0                Pri Zero Pkts Rcvd : 0
Preempt Events       : 0                Preempted Events    : 0
Mesg Intvl Discards  : 0                Mesg Intvl Errors   : 0
Addr List Discards   : 0                Addr List Errors    : 0
Auth Type Mismatch   : 0                Auth Failures       : 0
Invalid Auth Type    : 0                Invalid Pkt Type    : 0
IP TTL Errors        : 0                Pkt Length Errors   : 0
Total Discards       : 0
-----
*A:Dut-B#
*A:Dut-B# show service oper-group "op-ipv4-1" detail
=====
Service Oper Group Information
=====

```

```

Oper Group      : op-ipv4-1
Creation Origin : manual
Hold DownTime  : 0 secs
Members        : 1
Oper Status    : up
Hold UpTime    : 4 secs
Monitoring     : 3
=====
Member VRRP instance for OperGroup: op-ipv4-1
=====
ID      Service      Interface      Admin      Oper
-----
1       0              base-1-1      up         master
-----
VRRP instance Entries found: 1
=====
Monitoring VRRP instance for OperGroup: op-ipv4-1
=====
ID      Service      Interface      Admin      Oper
-----
2       0              base-1-1      up         master
3       0              base-1-1      up         master
4       0              base-1-1      up         master
-----
VRRP instance Entries found: 3
=====
*A:Dut-B#
  
```

The following output is an example of VRRP instance information for the 7750 SR and 7950 XRS, and [Table 191: Show VRRP Instance Output Fields](#) describes the fields.

Output Sample

```

*A:ALA-A# show router vrrp instance interface n2 vrid 1 ipv6
=====
VRRP Instance 1 for interface "n2"
=====
No Matching Entries
=====
*A:ALA-A#

*A:ALA-A# show router vrrp instance interface n2 vrid 10 ipv6
=====
VRRP Instance 10 for interface "n2"
=====
Owner          : No          VRRP State      : Master
Primary IP of Master: FE80::1 (Self)
Primary IP     : FE80::1
Standby-Forwarding: Disabled

VRRP Backup Addr : 5::10
                  : FE80::10

Admin State      : Up          Oper State       : Up
Up Time         : 09/23/2004 06:55:12 Virt MAC Addr    : 00:00:5e:00:02:0a
Config Mesg Intvl : 1.0       In-Use Mesg Intvl : 1.0
Master Inherit Intvl: Yes
Base Priority    : 100        In-Use Priority   : 100
Policy ID       : n/a       Preempt Mode     : Yes
Ping Reply      : No        Telnet Reply     : No
Init Delay      : 0          Traceroute Reply : No
Creation State   : Active    Init Timer Expires: 0.000 sec
  
```

```

-----
Master Information
-----
Primary IP of Master: FE80::1 (Self)
Addr List Mismatch : No           Master Priority : 100
Master Since       : 09/23/2004 06:55:16
=====
Masters Seen (Last 32)
=====
Primary IP of Master      Last Seen           Addr List Mismatch      Msg Count
-----
FE80::1                   09/23/2004 06:55:16   No                       0
-----
Statistics
-----
Master Transitions : 1           Discontinuity Time: 09/09/2004 01:57*
Adv Sent           : 23           Adv Received          : 0
Pri Zero Pkts Sent : 0           Pri Zero Pkts Rcvd   : 0
Preempt Events     : 0           Preempted Events     : 0
Mesg Intvl Discards : 0         Mesg Intvl Errors    : 0
Total Discards     : 0           Addr List Errors     : 0
Auth Failures      : 0           Invalid Pkt Type     : 0
IP TTL Errors      : 0           Pkt Length Errors    : 0
=====
* indicates that the corresponding row element may have been truncated.

```

Table 191: Show VRRP Instance Output Fields

Label	Description
Interface name	The name of the IP interface
VR ID	The virtual router ID for the IP interface
Own Owner	Yes — specifies that the virtual router instance as owning the virtual router IP addresses
	No — indicates that the virtual router instance is operating as a non-owner
Adm	Up — indicates that the administrative state of the VRRP instance is up
	Down — indicates that the administrative state of the VRRP instance is down
Opr	Up — indicates that the operational state of the VRRP instance is up
	Down — indicates that the operational state of the VRRP instance is down
State	<ul style="list-style-type: none"> When owner, backup defines the IP addresses that are advertised within VRRP advertisement messages

Label	Description
	<ul style="list-style-type: none"> When non-owner, backup actually creates an IP interface IP address used for routing IP packets and communicating with the system when the access commands are defined (ntp-reply, ping-reply, telnet-reply, and ssh-reply)
Pol Id	The value that uniquely identifies a priority control policy
Base Priority	The <i>base-priority</i> value used to derive the in-use priority of the virtual router instance as modified by any optional VRRP priority control policy
InUse Priority	The current in-use priority associated with the VRRP virtual router instance
Msg Int	The administrative advertisement message timer used by the master virtual router instance to send VRRP advertisement messages and to derive the master down timer as backup
Inh Int	Yes — when the VRRP instance is a non-owner and is operating as a backup and the master-int-inherit command is enabled, the master down timer is indirectly derived from the value in the advertisement interval field of the VRRP message received from the current master
	No — when the VRRP instance is operating as a backup and the master-int-inherit command is <i>not</i> enabled, the configured advertisement interval is matched against the value in the advertisement interval field of the VRRP message received from the current master; if the two values do not match then the VRRP advertisement is discarded; if the VRRP instance is operating as a master, this value has no effect
Backup Addr	The backup virtual router IP address
BFD	Indicates BFD is enabled
VRRP State	Specifies whether the VRRP instance is operating in a master or backup state
Policy ID	The VRRP priority control policy associated with the VRRP virtual router instance A value of 0 indicates that no control policy is associated with the virtual router instance
Preempt Mode	Yes — the preempt mode is enabled on the virtual router instance where it will preempt a VRRP master with a lower priority
	No — the preempt mode is disabled and prevents the non-owner virtual router instance from preempting another, less desirable virtual router

Label	Description
Ping Reply	Yes — a non-owner master is enabled to reply to ICMP Echo requests directed to the virtual router instance IP addresses Ping Reply is valid only if the VRRP virtual router instance associated with this entry is a non-owner A non-owner backup virtual router never responds to such ICMP echo requests irrespective if Ping Reply is enabled
	No — ICMP echo requests to the virtual router instance IP addresses are discarded
Telnet Reply	Yes — non-owner masters can to reply to TCP port 23 Telnet requests directed at the virtual router instances IP addresses
	No — telnet requests to the virtual router instance IP addresses are discarded
SSH Reply	Yes — non-owner masters can to reply to SSH requests directed at the virtual router instances IP addresses
	No — all SSH request messages destined to the non-owner virtual router instance IP addresses are discarded
Primary IP of Master	The IP address of the VRRP master
Primary IP	The IP address of the VRRP owner
Up Time	The date and time when the operational state of the event last changed
Virt MAC Addr	The virtual MAC address used in ARP responses when the VRRP virtual router instance is operating as a master
Auth Type	Specifies the VRRP authentication Type 0 (no authentication), Type 1 (simple password), or Type 2 (MD5) for the virtual router
Addr List Mismatch	Specifies whether a trap was generated when the IP address list received in the advertisement messages received from the current master did not match the configured IP address list This is an edge triggered notification; a second trap will not be generated for a packet from the same master until this event has been cleared
Master Priority	The priority of the virtual router instance which is the current master
Master Since	The date and time when operational state of the virtual router changed to master For a backup virtual router, this value specifies the date and time when it received the first VRRP advertisement message from the virtual router which is the current master

Label	Description
OperGroup	The operational group name associated with the VRRP interface, if configured
Monitor OperGroup	The monitor operational group associated with the VRRP

instance

Syntax

instance [ipv4 | ipv6]

Context

[\[Tree\]](#) (clear>router>ldp instance)

Full Context

clear router ldp instance

Description

This command resets the LDP instance.

Platforms

All

instance

Syntax

instance

Context

[\[Tree\]](#) (tools>dump>router>ldp instance)

Full Context

tools dump router ldp instance

Description

This command dumps information for the LDP instance.

Platforms

All

instance

Syntax

```
instance interface interface-name vr-id virtual-router-id [ipv6] [interval seconds] [repeat repeat] [{  
  absolute | rate}]
```

Context

[\[Tree\]](#) (monitor>router>vrrp instance)

Full Context

monitor router vrrp instance

Description

Monitor statistics for a VRRP instance.

Parameters

interface-name

Specifies the name of the existing IP interface on which VRRP is configured.

virtual-router-id

Specifies the virtual router ID for the existing IP interface, expressed as a decimal integer.

ipv6

Monitors IPv6 instances.

seconds

Configures the interval for each display in seconds.

Values 3 to 60

Default 5 seconds

repeat

Configures how many times the command is repeated.

Values 1 to 999

Default 10

absolute

When the **absolute** keyword is specified, the raw statistics are displayed, without processing. No calculations are performed on the delta or rate statistics.

rate

When the **rate** keyword is specified, the rate-per-second for each statistic is displayed instead of the delta.

Platforms

All

Output

The following output is an example of VRRP instance information.

Sample Output

```
*A:ALA-A# monitor router vrrp instance interface n2 vr-id 1
=====
Monitor statistics for VRRP Instance 1 on interface "n2"
=====
-----
At time t = 0 sec (Base Statistics)
-----
Become Master      : 1                Master Changes    : 1
Adv Sent           : 1439             Adv Received      : 0
Pri Zero Pkts Sent : 0                Pri Zero Pkts Rcvd: 0
Preempt Events     : 0                Preempted Events  : 0
Mesg Intvl Discards : 0             Mesg Intvl Errors : 0
Addr List Discards : 0                Addr List Errors  : 0
Auth Type Mismatch : 0                Auth Failures     : 0
Invalid Auth Type  : 0                Invalid Pkt Type  : 0
IP TTL Errors      : 0                Pkt Length Errors : 0
Total Discards     : 0
=====
```

The following output is an example of VRRP instance information for the 7750 SR and 7950 XRS.

Sample Output

```
*A:ALA-A# monitor router vrrp instance interface n2 vr-id 10 ipv6
=====
Monitor statistics for VRRP Instance 10 on interface "n2"
=====
-----
At time t = 0 sec (Base Statistics)
-----
Master Transitions : 1                Discontinuity Time: 09/09/2004 01:57*
Adv Sent           : 1365             Adv Received      : 0
Pri Zero Pkts Sent : 0                Pri Zero Pkts Rcvd: 0
Preempt Events     : 0                Preempted Events  : 0
Mesg Intvl Discards : 0             Mesg Intvl Errors : 0
Total Discards     : 0                Addr List Errors  : 0
Auth Failures      : 0                Invalid Pkt Type  : 0
IP TTL Errors      : 0                Pkt Length Errors : 0
=====
```

13.35 inter-as-label

inter-as-label

Syntax

inter-as-label [**next-hop** *ip-address* | **backup-next-hop** *ip-address*] [**received-label** *received-label*]

Context

[\[Tree\]](#) (show>router>bgp inter-as-label)

Full Context

show router bgp inter-as-label

Description

This command displays BGP inter-AS label information.

Parameters

ip-address

Displays information for the specified IP address.

Values ipv4-address:

- a.b.c.d (host bits must be 0)

received-label

Displays information for the received label.

Values 0 to 429496729

Platforms

All

13.36 inter-chassis

inter-chassis

Syntax

inter-chassis

Context

[\[Tree\]](#) (tools>perform>system inter-chassis)

Full Context

tools perform system inter-chassis

Description

Commands in this context provide inter-chassis tools.

Platforms

7950 XRS

13.37 interface

interface

Syntax

```
interface subscriber-interface [id srrp-id]
```

Context

[\[Tree\]](#) (clear>router>srrp interface)

Full Context

```
clear router srrp interface
```

Description

This command clears and resets SRRP interface instances.

Parameters

subscriber-interface

Specifies an existing subscriber interface name up to 32 characters.

srrp-id

Specifies an existing SRRP ID.

Values 1 to 4294967295

Platforms

All

interface

Syntax

```
interface [[[ip-address | ip-int-name] [interface-type] [detail] [family]]] summary]
```

Context

[\[Tree\]](#) (show>service>id interface)

Full Context

```
show service id interface
```

Description

This command displays information for the IP interfaces associated with the service.

If no optional parameters are specified, a summary of all IP interfaces associated to the service are displayed.

Parameters

ip-address

Specifies the IP address of the interface for which to display information.

Values 1.0.0.0 — 223.255.255.255

ip-int-name

Specifies the IP interface name for which to display information, 32 characters.

family

Specifies the family to display.

Values ipv4, ipv6

interface-type

Specifies the interface type.

Values subscriber, group, redundant

detail

Displays detailed IP interface information.

Default IP interface summary output

summary

Displays a summary.

Platforms

All

Output

The following output is an example of IP interface information, and [Table 192: Show Service-ID Interface Field Descriptions](#) describes the output fields.

Sample Output

```
A:cses-V96# /show service id 1 interface
- interface [{"<ip-address|ip-int-name>"] [interface-type] [detail]
  [family]] | summary]
<ip-int-name|ip-ad*> : ip-int-name      - 32 chars max
                    ipv4-address     - a.b.c.d
                    ipv6-address     - x:x:x:x:x:x:x      (eight 16-bit
                    x:x:x:x:x:d.d.d.d
                    x - [0..FFFF]H
                    d - [0..255]D
<detail>           : keyword - adds details to the display
<family>           : ipv4|ipv6
<interface-type>  : subscriber|group|redundant
<summary>         : keyword - displays summary
```

Sample Output

```
*A:ALA-12# show service id 321 interface
=====
Interface Table
=====
Interface-Name          Type IP-Address      Adm   Opr   Type
-----
test                    Pri  10.11.1.1/24     Up    Up    IES
-----
Interfaces : 1
=====
*A:ALA-12#

A:ALA-49# show service id 88 interface detail
=====
Interface Table
=====
Interface
-----
If Name       : Sector A
Admin State   : Up
Oper State    : Down
Protocols     : None

IP Addr/mask  : Not Assigned
-----
Details
-----
Description   :
If Index      : 26
SAP Id        : 7/1/1.2.2
TOS Marking   : Untrusted
SNTP B.Cast   : False
MAC Address   : Not configured.
IP MTU        : 1500
Arp Populate  : Disabled
Cflowd       : None
Virt. If Index : 26
If Type       : IES
IES ID        : 88
Arp Timeout   : 14400
ICMP Mask Reply : True

Proxy ARP Details
Proxy ARP     : Enabled
Local Proxy ARP : Disabled
Policies      : ProxyARP

DHCP Details
Admin State   : Up
Lease Populate : 0
Action        : Keep
Trusted       : Disabled
ICMP Details
Redirects     : Number - 100
Time (seconds) - 10
Unreachables : Number - 100
Time (seconds) - 10
TTL Expired  : Number - 100
Time (seconds) - 10
-----
Interface
-----
If Name       : test
Admin State   : Up
Oper State    : Down
Protocols     : None
IP Addr/mask  : Not Assigned
-----
Details
-----
Description   :
If Index      : 27
SAP Id        : 10/1/2:0
TOS Marking   : Untrusted
Virt. If Index : 27
If Type       : IES
```



```

SNTP B.Cast : False                IES ID      : 88
MAC Address  : Not configured.      Arp Timeout  : 14400
IP MTU       : 1500                 ICMP Mask Reply : True
Arp Populate : Disabled
Cflowd      : None

Proxy ARP Details
Proxy ARP    : Disabled                Local Proxy ARP : Disabled

DHCP Details
Admin State  : Up                     Lease Populate  : 0
Action       : Keep                   Trusted         : Disabled

ICMP Details
Redirects    : Number - 100           Time (seconds) - 10
Unreachables : Number - 100           Time (seconds) - 10
TTL Expired  : Number - 100           Time (seconds) - 10
-----
Interfaces : 2
=====
A:ALA-49#

*A:SetupCLI# show service id 3 interface "ab" detail
=====
Interface Table
=====
-----
Interface
-----
If Name      : ab
Admin State  : Up                       Oper (v4/v6)  : Down/--
Protocols    : None

IP Addr/mask : Not Assigned
-----
Details
-----
Description  : (Not Specified)
If Index     : 2                         Virt. If Index : 2
Last Oper Chg: 10/08/2009 07:07:58      Global If Index : 329
SDP Id       : spoke-2000:1

Spoke-SDP Details
Admin State  : Up                       Oper State     : Down
Hash Label   : Enabled
Flags        : SvcAdminDown SdpOperDown
              NoIngVCLabel NoEgrVCLabel

TOS Marking  : Trusted                   If Type        : VPRN
SNTP B.Cast  : False
MAC Address  : 76:6d:ff:00:00:00        Arp Timeout    : 14400
IP Oper MTU  : 0                        ICMP Mask Reply : True
Arp Populate : Disabled                 Host Conn Verify : Disabled
Cflowd      : None
LdpSyncTimer : None
LSR Load Bal*: system
uRPF Chk     : disabled
uRPF Fail By*: 0                        uRPF Chk Fail Pk*: 0

Proxy ARP Details
Rem Proxy ARP: Disabled                Local Proxy ARP : Disabled
Policies     : none
  
```

```
Proxy Neighbor Discovery Details
Local Pxy ND : Disabled
Policies      : none

DHCP no local server

DHCP Details
Description   : (Not Specified)
Admin State  : Down
Gi-Addr      : Not configured
Action       : Keep
Lease Populate : 0
Gi-Addr as Src Ip: Disabled
Trusted      : Disabled

DHCP Proxy Details
Admin State  : Down
Lease Time   : N/A
Emul. Server : Not configured

Subscriber Authentication Details
Auth Policy  : None

DHCP6 Relay Details
Description  : (Not Specified)
Admin State : Down
Oper State  : Down
If-Id Option : None
Src Addr    : Not configured
Lease Populate : 0
Nbr Resolution : Disabled
Remote Id    : Disabled

DHCP6 Server Details
Admin State : Down
Max. Lease States: 8000

ICMP Details
Redirects    : Number - 100
Unreachables : Number - 100
TTL Expired  : Number - 100
Time (seconds) - 10
Time (seconds) - 10
Time (seconds) - 10

IPCP Address Extension Details
Peer IP Addr*: Not configured
Peer Pri DNS*: Not configured
Peer Sec DNS*: Not configured

Routed VPLS Details
VPLS Name    :
Binding Status : Up
-----
Interfaces : 1
=====
* indicates that the corresponding row element may have been truncated.
*A:SetupCLIp#
```

```
# show service id 1000 interface "group-int-1-1" detail
=====
Interface Table
=====
-----
Interface
-----
If Name      : group-int-1-1
Sub If Name  : sub-int-1
Red If Name  :
Admin State  : Up
Oper (v4/v6) : Up/Up
Protocols    : None
Ignore Port State: None
Ping Template : N/A
```

```

-----
Details
-----
Description      : This is a group interface
If Index         : 16                               Virt. If Index  : 16
Last Oper Chg   : 12/17/2020 12:32:13             Global If Index : 265
Mon Oper Grp    : None
Srrp En Rtng   : Disabled                          Hold time       : N/A
MACSec          : N/A
Group Port      : 1/1/4
TOS Marking     : Untrusted                         If Type         : IES Grp
SNTP B.Cast     : False                            IES ID         : 1000
MAC Address     : 06:0c:01:01:00:04               Mac Accounting  : Disabled
Ingress stats   : Enabled                          IPv6 DAD        : Enabled
TCP MSS V4     : 0                                TCP MSS V6     : 0
ARP Timeout     : 14400s                           IPv6 Nbr ReachTime: 30s
ARP Retry Timer : 5000ms
ARP Limit       : Disabled                          IPv6 Nbr Limit  : Disabled
ARP Threshold   : Disabled                          IPv6 Nbr Threshold: Disabled
ARP Limit Log On*: Disabled                        IPv6 Nbr Log Only : Disabled
IP MTU          : (default)
IP Oper MTU     : 1500
Ignore DF Bit   : Disabled
ARP Populate    : Enabled                          Host Conn Verify : Disabled
SHCV pol       : None
SHCV pol IPv4  : None
SHCV pol IPv6  : None
Cflowd (unicast) : None                          Cflowd (multicast): None
LdpSyncTimer   : None
LSR Load Balance : system
EGR Load Balance : both
Vas If Type    : none
TEID Load Balance: Disabled
SPI Load Balance : Disabled
uRPF Chk       : disabled
uRPF Ipv6 Chk  : disabled
uRPF Select VPRN : False
PTP HW Assist  : Disabled
Rx Pkts        : 3                                Rx Bytes       : 817
Rx V4 Pkts     : 2                                Rx V4 Bytes    : 608
Rx V4 Help. Pkts : 0                            Rx V4 Help. Bytes : 0
Rx V6 Pkts     : 1                                Rx V6 Bytes    : 209
Tx Pkts        : 0                                Tx Bytes       : 0
Tx V4 Pkts     : 0                                Tx V4 Bytes    : 0
Tx V4 Discard Pk*: 0                            Tx V4 Discard Byt*: 0
Tx V6 Pkts     : 0                                Tx V6 Bytes    : 0
Tx V6 Discard Pk*: 0                            Tx V6 Discard Byt*: 0
Tx DBcast Dis. P*: 0                            Tx DBcast Dis. Byt*: 0
Mpls Rx Pkts   : 0                                Mpls Rx Bytes  : 0
Mpls Tx Pkts   : 0                                Mpls Tx Bytes  : 0
GRE Termination : Disabled
Inter-AS selective ILM untrusted : Disabled
Untrusted default forwarding : forward
OperDCpuProtPlcy : N/A
IP-Helper Address: Disabled
Static Delay    : <none>
Proxy ARP Details
Rem Proxy ARP   : Disabled                          Local Proxy ARP  : Enabled
Policies       : none
Proxy Neighbor Discovery Details
Local Pxy ND    : Disabled
Policies       : none
DHCP no local server
DHCP Details
  
```

```

Description : (Not Specified)
Filter-Id : None
Admin State : Up Lease Populate : 1
Servers : 192.0.2.3
Gi-Addr : 10.250.13.254 Gi-Addr as Src Ip : Enabled
* = inferred gi-address from interface IP address
Action : Keep Trusted : Enabled
Match CircId : Disabled MAC from L2 Hdr : Disabled
Fixed L2 MAC : N/A
User-DB : N/A
Client Appls : DHCP
Python policy : N/A
DHCP Proxy Details
Admin State : Up
Lease Time : 0d 00:15:00 Radius Override : False
Emul. Server : Not configured
DHCP Relay Proxy Details
Relay ucast : none
Siaddr ovr : N/A
DHCP Offer Selection Details
Discover Delay : N/A
Client MAC : N/A
Discover Delay : N/A
Subscriber Authentication Details
Auth Policy : None
Diam app plcy : None
DHCP6 Details
User Db : ludb-1
If-Id Option : AsciiTuple Remote Id : Disabled
PD Mngd Route : Enabled PD Mngd Route NH : ipv6
Override SLAAC : Disabled
Filter-id : No
User-ident : mac
Python policy :
DHCP6 Snooping Details
Admin State : Down
DHCP6 Proxy Details
Admin State : Down
Renew Timer : 0d 00:30:00 Rebind Timer : 0d 00:48:00
Valid LT : 1d 00:00:00 Pref LT : 0d 01:00:00
Applications : DHCP6
Server Id : duid-11
DHCP6 Relay Details
Description : (Not Specified)
Admin State : Up Applications : DHCP6
Oper State : Up
Link Address : Not configured
Servers : 2001:db8::3
Source Address : Not configured
DHCP6 Relay Advertise Selection Details
Solicit Delay : N/A Preference : N/A
Client MAC : N/A
Solicit Delay : N/A Preference : N/A
DHCP6 Lease Split Details
Admin State : Up
Valid LT : 0d 00:15:00
IPv6 Bridging Details
IPoE Bridging : Disabled
IPoE Linking Details
Admin State : Down
Share CircId : Disabled
Grat Rtr-Adv : Disabled
ARP host
Admin State : outOfService Min Auth Interval : 15 minutes

```

```

Host Limit      : 1                SAP Host Limit   : 1
Data trigger
Admin state     : disabled
ICMP Details
Redirects       : Number - 100      Time (seconds)   - 10
Unreachables   : Number - 100      Time (seconds)   - 10
TTL Expired    : Number - 100      Time (seconds)   - 10
Parameter Problem: Number - 100     Time (seconds)   - 10
ICMP Mask Reply : True
ICMPv6 Details
Packet Too Big : Number - 100      Time (seconds)   - 10
Parameter Problem: Number - 100     Time (seconds)   - 10
Redirects       : Number - 100      Time (seconds)   - 10
Time Exceeded  : Number - 100      Time (seconds)   - 10
Unreachables   : Number - 100      Time (seconds)   - 10
IPCP Address Extension Details
Peer IP Addr    : Not configured
Peer Pri DNS Addr: Not configured
Peer Sec DNS Addr: Not configured
IPoE Details
Description     : (Not Specified)
Last Mgmt Chg  : 12/16/2020 13:24:15
Session Limit   : N/A                SAP Session Limit: 2
IPoE Policy     : ipoe-policy-1      Admin State      : Up
User-DB        : ludb-1
Min Auth Interval: 60 seconds
Force Auth     : Disabled
Stateless red. : disabled
PPPoE Details
Description     : (Not Specified)
Last Mgmt Chg  : 12/16/2020 13:24:11
Session Limit   : 1                  SAP Session Limit: 1
PPPoE Policy    : default            Admin State      : Down
User-DB        : N/A
PPP Details
Description     : (Not Specified)
Last Mgmt Chg  : 12/16/2020 13:24:11
Session Limit   : 1
PPP Policy      : default            Admin State      : Down
User-DB        : N/A
=====
SAP(Summary), Service 1000 Interface group-int-1-1
=====
PortId          SvcId    Ing. Ing.  Egr. Egr.  Adm  Opr
              QoS     Fltr  QoS  Fltr
-----
[1/1/4:2111.51] 1000     1    none  1    none  Up  Up
-----
Number of SAPs : 1
-----
Number of Managed SAPs : 1, indicated by [<sap-id>]
Flags : (I) = Idle MSAP
-----
Network Domains Associated
default
-----
Admin Groups
-----
No Matching Entries
-----
Srlg Groups
-----
  
```

```

No Matching Entries
-----
QoS Queue-Group Redirection Details
-----
Ingress FP QGrp : (none)           Egress Port QGrp : (none)
Ing FP QGrp Inst : (none)         Egr Port QGrp Inst: (none)
-----
Interfaces : 1
=====
* indicates that the corresponding row element may have been truncated.
  
```

The Oper Hash Label and Hash Lbl Sig Cap spoke SDP fields display when signal-capability is enabled and operational state of hash-label in datapath.

```

-----
Service Destination Points(SDPs)
-----
Sdp Id 1:555 -(10.2.2.2)
-----
Description      : (Not Specified)
SDP Id           : 1:555                Type                : Spoke
Spoke Descr     : (Not Specified)
VC Type         : Ether                VC Tag              : n/a
Admin Path MTU  : 0                    Oper Path MTU       : 1568
Far End         : 10.2.2.2             Delivery            : MPLS
Tunnel Far End  : n/a                 LSP Types          : RSVP
Hash Label      : Disabled             Hash Lbl Sig Cap    : Disabled
Oper Hash Label : Disabled

Admin State     : Up                   Oper State          : Up
Acct. Pol      : None                  Collect Stats       : Disabled
Ingress Label   : 131065               Egress Label       : 131059
Ingr Mac Fltr-Id : n/a                 Egr Mac Fltr-Id    : n/a
Ingr IP Fltr-Id : n/a                 Egr IP Fltr-Id     : n/a
Ingr IPv6 Fltr-Id : n/a              Egr IPv6 Fltr-Id   : n/a
Admin ControlWord : Not Preferred       Oper ControlWord    : False
Admin BW(Kbps)  : 0                    Oper BW(Kbps)       : 0
Last Status Change : 11/25/2010 13:06:14 Signaling           : TLDP
Last Mgmt Change  : 11/24/2010 13:00:48 Force Vlan-Vc      : Disabled
Endpoint         : N/A                 Precedence          : 4
PW Status Sig    : Enabled
Class Fwding State : Down
Flags           : None
Peer Pw Bits    : None
Peer Fault Ip   : None
Peer Vccv CV Bits : lspPing
Peer Vccv CC Bits : mplsRouterAlertLabel
Application Profile: None
Standby Sig Slave : False
  
```

ping-template information can be displayed and extracted using the **detail** parameter and the **match** statement below.

```

show service id 12101 interface "int-PE-2-CE-101" detail | match "Ping Template Values in Use"
post-lines 29
  
```

```

Ping Template Values in Use
Name          : base-template
Description   : Basic standard template
Dscp          : ncl
Dot1p         : 7
Interval      : 60
Timeout       : 5
Failure Threshold: 4
React Fail Thresh: 3
React Interval : 1
React Timeout  : 1
React Threshold : 3
Size          : 56
TTL           : 1
Ping Template Operational Data
Admin State   : Up
Destination   : 172.16.101.2
Current Interval : Interval
Current State  : Success
Ping Template Counters
Fail Counter   : 0
Pass Counter   : 444
-----
  
```

Table 192: Show Service-ID Interface Field Descriptions

Label	Description
Interface-Name	The name used to refer to the interface.
Type	Specifies the interface type.
IP-Address	Specifies the IP address/IP subnet/broadcast address of the interface.
Adm	The desired state of the interface.
Opr	The operating state of the interface.
Interface	
If Name	The name used to refer to the interface.
Admin State	The desired state of the interface.
Oper State	The operating state of the interface.
IP Addr/mask	Specifies the IP address/IP subnet/broadcast address of the interface.
Ignore Port State	<p>Indicates whether or not the tools perform service id service-id interface ip-int-name ignore-sap port-state command has been executed for a service interface directly connected to a SAP:</p> <p>none — The command has not been executed for or accepted by the interface.</p> <p>active — The command has been executed and accepted, and the port state check is currently being bypassed for the interface.</p> <p>pending — The command has been executed and accepted, but the port state for the interface is already operational.</p>

Label	Description
Details	
If Index	The index corresponding to this interface. The primary index is 1. For example, all interfaces are defined in the Base virtual router context.
If Type	Specifies the interface type.
Port Id	Specifies the SAP's port ID.
SNTP B.Cast	Specifies whether SNTP broadcast client mode is enabled or disabled.
Arp Timeout	Specifies the timeout for an ARP entry learned on the interface.
MAC Address	Specifies the 48-bit IEEE 802.3 MAC address.
ICMP Mask Reply	Specifies whether ICMP mask reply is enabled or disabled.
Cflowd	Specifies whether cflowd collection and analysis on the interface is enabled or disabled.
ICMP Details	
Redirects	Specifies the rate for ICMP redirect messages.
Unreachables	Specifies the rate for ICMP unreachable messages.
TTL Expired	Specifies the rate for ICMP TTL messages.
Admin State (DHCP6 Lease Split)	DHCPv6 lease split admin state (subscriber and group interfaces only)
Valid LT	DHCPv6 lease split valid lifetime (subscriber and group interfaces only)

interface

Syntax

interface [*ip-int-name* | *ip-address*] [**group**] [*grp-ip-address*] [**detail**]

Context

[\[Tree\]](#) (show>router>igmp interface)

Full Context

show router igmp interface

Description

This command displays IGMP interface information.

Parameters

ip-int-name

Displays information associated with the specified IP interface name.

ip-address

Displays information associated with the specified IP address.

group grp-ip-address

Displays IP multicast group address information for the specified group IP address.

detail

Displays detailed IP interface information along with the source group information learned on that interface.

Platforms

All

Output

The following output is an example of IGMP interface information. [Table 193: IGMP Fields](#) provides IGMP field descriptions.

Sample Output

```
*A:ALA-BA# show router 100 interface
=====
Interface Table (Service: 100)
=====
Interface-Name      Adm      Opr(v4/v6)  Mode      Port/SapId
IP-Address          PfxState
-----
IGMP_to_CE         Up       Up          VPRN      1/1/7
10.1.1.1/24        n/a
system             Up       Up          VPRN      loopback
10.20.1.2/32      n/a
-----
Interfaces : 2
=====
*A:ALA-BA#

*A:ALA-BA# show router 100 interface IGMP_to_CE
=====
Interface Table (Service: 100)
=====
Interface-Name      Adm      Opr(v4/v6)  Mode      Port/SapId
IP-Address          PfxState
-----
IGMP_to_CE         Up       Up          VPRN      1/1/7
10.1.1.1/24        n/a
-----
Interfaces : 1
=====
*A:ALA-BA#

*A:ALA-BA# show router 100 igmp interface
=====
IGMP Interfaces
=====
Interface           Adm  Oper  Querier      Cfg/Opr Num      Policy
```

```

Version Groups
-----
IGMP_to_CE          Up  Up  10.1.1.1          1/1  3  igmppol
-----
Interfaces : 1
=====
*A:ALA-BA#

*A:ALA-BA# show router 100 igmp interface IGMP_to_CE
=====
IGMP Interface IGMP_to_CE
=====
Interface          Adm  Oper  Querier           Cfg/Opr Num  Policy
                   Version Groups
-----
IGMP_to_CE          Up  Up  10.1.1.1          1/1  3  igmppol
-----
Interfaces : 1
=====
*A:ALA-BA#

*A:ALA-BA# show router 100 igmp interface 10.1.1.1
=====
IGMP Interface 10.1.1.1
=====
Interface          Adm  Oper  Querier           Cfg/Opr Num  Policy
                   Version Groups
-----
IGMP_to_CE          Up  Up  10.1.1.1          1/1  3  igmppol
-----
Interfaces : 1
=====
*A:ALA-BA#

*A:ALA-BA# show router 100 igmp interface IGMP_to_CE group 239.1.1.1
=====
IGMP Interface IGMP_to_CE
=====
Interface          Adm  Oper  Querier           Cfg/Opr Num  Policy
                   Version Groups
-----
IGMP_to_CE          Up  Up  10.1.1.1          1/1  3  igmppol
-----
IGMP Group
-----
Group Address : 239.1.1.1          Up Time       : 0d 00:03:52
Interface     : IGMP_to_CE           Expires       : never
Last Reporter : 0.0.0.0                 Mode          : exclude
V1 Host Timer : Not running             Type          : static
V2 Host Timer : Not running             Compat Mode   : IGMP Version 3
-----
Interfaces : 1
=====
*A:ALA-BA#

*A:ALA-BA# show router 100 igmp interface IGMP_to_CE group 239.1.1.1 detail
=====
IGMP Interface IGMP_to_CE
=====
Interface          : IGMP_to_CE
Admin Status       : Up              Oper Status     : Up
Querier            : 10.1.1.1       Querier Up Time : 0d 00:04:01
Querier Expiry Time: N/A         Time for next query: 0d 00:13:42
Admin/Oper version : 1/1         Num Groups      : 3
  
```

```

Policy          : igmppol          Subnet Check      : Disabled
Max Groups Allowed : 16000         Max Groups Till Now: 3
MCAC Policy Name  :                 MCAC Const Adm St : Enable
MCAC Max Unconst BW: no limit      MCAC Max Mand BW  : no limit
MCAC In use Mand BW: 0             MCAC Avail Mand BW : unlimited
MCAC In use Opnl BW: 0            MCAC Avail Opnl BW : unlimited
-----
IGMP Group
-----
Group Address   : 239.1.1.1         Up Time           : 0d 00:04:02
Interface       : IGMP_to_CE       Expires           : never
Last Reporter   : 0.0.0.0          Mode              : exclude
V1 Host Timer   : Not running      Type              : static
V2 Host Timer   : Not running      Compat Mode       : IGMP Version 3
-----
Interfaces : 1
=====
*A:ALA-BA#
  
```

Table 193: IGMP Fields

Label	Description
Interface	The interfaces that participate in the IGMP protocol.
Adm Admin Status	The administrative state for the IGMP protocol on this interface.
Oper Oper Status	The current operational state of IGMP protocol on the interface.
Querier	The address of the IGMP querier on the IP subnet to which the interface is attached.
Querier Up Time	The time since the querier was last elected as querier.
Querier Expiry Timer	The time remaining before the querier ages out. If the querier is the local interface address, the value will be zero.
Cfg/Opr Version Admin/Oper version	Cfg — The configured version of IGMP running on this interface. For IGMP to function correctly, all routers on a LAN must be configured to run the same version of IGMP on that LAN. Opr — The operational version of IGMP running on this interface. If the cfg value is 3 but all of the routers in the local subnet of this interface use IGMP version v1 or v2, the operational version will be v1 or v2.
Num Groups	The number of multicast groups which have been learned by the router on the interface.
Policy	The policy that is to be applied on the interface.
Group Address	The IP multicast group address for which this entry contains information.

Label	Description
Up Time	The time since this source group entry got created.
Last Reporter	The IP address of the source of the last membership report received for this IP Multicast group address on this interface. If no membership report has been received, this object has the value 0.0.0.0.
Mode	The mode is based on the type of membership report(s) received on the interface for the group. In the 'include' mode, reception of packets sent to the specified multicast address is requested only from those IP source addresses listed in the source-list parameter of the IGMP membership report. In 'exclude' mode, reception of packets sent to the given multicast address is requested from all IP source addresses except those listed in the source-list parameter.
V1 Host Timer	The time remaining until the local router will assume that there are no longer any IGMP version 1 members on the IP subnet attached to this interface. Upon hearing any IGMPv1 Membership Report, this value is reset to the group membership timer. While this time remaining is non-zero, the local router ignores any IGMPv2 Leave messages for this group that it receives on this interface.
V2 Host Timer	The time remaining until the local router will assume that there are no longer any IGMP version 2 members on the IP subnet attached to this interface. Upon hearing any IGMPv2 Membership Report, this value is reset to the group membership timer. While this time remaining is non-zero, the local router ignores any IGMPv3 Leave messages for this group that it receives on this interface.
Type	Indicates how this group entry was learned. If this group entry was learned by IGMP, it will be set to "dynamic". For statically configured groups, the value will be set to 'static'.
Compat Mode	Used in order for routers to be compatible with older version routers. IGMPv3 hosts must operate in version 1 and version 2 compatibility modes. IGMPv3 hosts must keep state per local interface regarding the compatibility mode of each attached network. A host's compatibility mode is determined from the Host Compatibility Mode variable which can be in one of three states: IGMPv1, IGMPv2 or IGMPv3. This variable is kept per interface and is dependent on the version of General Queries heard on that interface as well as the Older Version Querier Present timers for the interface.

interface

Syntax

interface

Context

[\[Tree\]](#) (show>service>id>spb interface)

Full Context

show service id spb interface

Description

This command displays SPB interfaces.

Platforms

All

Output

The following output is an example of service SPB interface information.

Sample Output

```
*A:Dut-A# show service id 100001 spb interface
=====
ISIS Interfaces
=====
Interface                Level CircID  Oper State  L1/L2 Metric
-----
sap:1/1/20:500           L1    65536    Up          10/-
-----
Interfaces : 1
=====
```

interface

Syntax

interface [{*ip-int-name* | *ip-address*}] [**urpf-stats**] [**statistics**] [**hold-time**]

interface [{*ip-int-name* | *ip-address*}] **policy-accounting** [**class**] [**index**]

interface {*ip-int-name* | *ip-address*} **mac** [*ieee-address*]

Context

[\[Tree\]](#) (clear>router interface)

Full Context

clear router interface

Description

This command clears IP interface statistics.

If no IP interface is specified either by IP interface name or IP address, the command will perform the clear operation on all IP interfaces.

Parameters

ip-int-name | *ip-address*

Specifies IP interface name or IP interface address.

Values ip-int-name: 32 chars max
ip-address: a.b.c.d

Default all IP interfaces

urpf-stats

Resets the statistics associated with uRPF failures.

statistics

Resets the IP interface traffic statistics.

hold-time

Clears the IP interface activation hold time.

policy-accounting

Clears the accounting statistics.

class

Specifies whether to clear source class counters or destination class counters.

Values source-class, dest-class

index

Specifies the source or destination class index.

Values 1 to 255

ieee-address

Specifies the MAC address.

Values xx:xx:xx:xx:xx:xx or xx-xx-xx-xx-xx-xx

Platforms

All

interface

Syntax

interface *interface-name* [**vrid** *virtual-router-id*]

interface *interface-name* **vrid** *virtual-router-id* **ipv6**

Context

[\[Tree\]](#) (clear>router>vrrp interface)

Full Context

clear router vrrp interface

Description

This command resets VRRP protocol instances on an IP interface.

Parameters

interface-name

Specifies the IP interface to reset the VRRP protocol instances.

virtual-router-id

Resets the VRRP protocol instance for the specified VRID on the IP interface.

Default All VRIDs on the IP interface.

Values 1 to 255

ipv6

Clears IPv6 information for the specified interface.

Platforms

All

interface

Syntax

interface *ip-int-name*

Context

[\[Tree\]](#) (tools>perform>service>id interface)

[\[Tree\]](#) (tools>dump>service>id interface)

Full Context

tools perform service id interface

tools dump service id interface

Description

This command specifies an IP interface for which service debugging tools are enabled.

Parameters

ip-int-name

Specifies the name of the IP interface, up to 32 characters.

Platforms

All

interface

Syntax

interface [{{{*ip-address* | *ip-int-name*}}] [**detail**] [**family**] | **summary** | **exclude-services**]]

interface {*ip-address* | *ip-int-name*} **eth-cfm** [**detail**]

interface {*ip-address* | *ip-int-name*} **mac** [*ieee-address*]

interface {*ip-address* | *ip-int-name*} **statistics**

interface {*ip-address* | *ip-int-name*} **dist-cpu-protection** [**detail**]

interface {*ip-address* | *ip-int-name*} **policy-accounting** [**class** [*index*]]

interface description

interface global-if-index *global-if-index* [**family**] [**detail**]

interface global-if-index *global-if-index* **statistics**

Context

[\[Tree\]](#) (show>router interface)

Full Context

show router interface

Description

This command displays the router IP interface table sorted by interface index.

Parameters

ip-address

Displays the interface information associated with the specified IP address.

Values

ipv4-address	a.b.c.d (host bits must be 0)
ipv6-address	x:x:x:x:x:x (eight 16-bit pieces)
	x:x:x:x:x:d.d.d.d
	where:
	x: [0 to FFFF]H

d: [0 to 255]D

ip-int-name

Displays the interface information associated with the specified IP interface name, up to 32 characters.

detail

Displays detailed IP interface information. For **dist-cpu-protection**, **detail** includes the adapted operational rate parameters in the CLI output. The adapted Oper. parameters are only applicable if the policer is instantiated (for example, if the associated forwarding plane is operational, or for an interface if there is a physical port configured for the interface, or if the dynamic policers are allocated), otherwise values of 0 kb/s, and so on, are displayed. and includes the adapted operational rate parameters in the CLI output. The adapted Oper. parameters are only applicable if the policer is instantiated (for example, if the associated forwarding plane is operational, or for an interface if there is a physical port configured for the interface, or if the dynamic policers are allocated), otherwise values of 0 kb/s, and so on, are displayed.

family

Specifies the router IP interface family to display.

Values **ipv4** — Displays only those peers that have the IPv4 family enabled.
 ipv6 — Displays the peers that are IPv6-capable.

summary

Displays summary IP interface information for the router.

exclude-services

Displays IP interface information, excluding IP interfaces configured for customer services. Only core network IP interfaces are displayed.

eth-cfm

Displays Ethernet CFM information.

mac

Displays information associated with the MAC address.

ieee-address

Displays the information associated with the specified IEEE address. The address is in the xx-xx-xx-xx-xx-xx or xx:xx:xx:xx:xx:xx format.

statistics

Displays packet statistics for an interface on the router.



Note:

The **show router interface statistics** command also shows the MPLS statistics that are shown in using the **show router mpls interface statistics** command. This allows the operator to see MPLS statistics from interfaces that are not added to MPLS, such as a carrier's network interfaces. [Sample Output](#) for an example of the MPLS fields that are displayed. These fields are displayed regardless of the state of MPLS.

dist-cpu-protection

Displays the distributed CPU protection parameters and status at the interface level.

class

Indicates whether to display accounting policy statistics for the source or destination class.

Values source-class, dest-class

index

Specifies an integer value for the accounting source or destination class index.

Values 1 to 255

description

Displays all interfaces in all routing contexts.

global-if-index

Specifies the global interface index value.

Values 1 to 262144

Platforms

All

Output

Standard IP Interface Output—The following output is an example of standard IP interface information, and [Table 194: Standard IP Interface Field Descriptions](#) describes the fields.

Sample Output

```
*A:Dut-B# show router Base interface description
=====
Router Interface Summary
=====
Port/SAP                Admin Oper  Description
                        v4/v6
-----
system                  Up    Up/Dn
1/1/2                   Up    Up/Dn  this is the interface towards dut-d
1/1/3                   Up    Up/Dn
1/1/1                   Up    Up/Dn
1/1/10                  Up    Dn/Dn  interface_ies_1-with a long
                        description that wraps to multiple
                        lines.
```

```
**A:Dut-B# show router 20 interface description
=====
Router Interface Summary
=====
Port/SAP                Admin Oper  Description
                        v4/v6
-----
1/1/11                  Up    Dn/Dn  This is a very long description
                        for the interface vprn_1 which
                        belongs to vprn 1
```

```

=====
*A:SwSim100# show router interface "to101port1-1"
=====
Interface Table (Router: Base)
=====
Interface-Name          Adm      Opr(v4/v6)  Mode      Port/SapId
IP-Address              PfxState
MACSec      admin    subport     encap     ca
status
-----
to101port1-1          Up       Up/Down     Network   1/1/c1/1
100.101.1.1/24      n/a
Enabled      5        un-tag     ca-5
-----
Interfaces : 1
=====
  
```

```

=====
*A:SwSim100# show router interface
=====
Interface Table (Router: Base)
=====
Interface-Name          Adm      Opr(v4/v6)  Mode      Port/SapId
IPAddress              MACSec sp  PfxState
-----
loop1                  Up       Up/Down     Network   loopback
100.0.1.100/32      na      n/a
loop2                  Up       Up/Down     Network   loopback
100.0.2.100/32      na      n/a
system                Up       Up/Down     Network   system
100.0.0.100/32      na      n/a
to101port1-1          Up       Up/Down     Network   1/1/c1/1
100.101.1.1/24      10     n/a
-----
Interfaces : 4
  
```

```

=====
A:ALA-A# show router interface 10.10.0.3/32
=====
Interface Table
=====
Interface-Name          Type IP-Address      Adm  Opr  Mode
-----
system                 Pri  10.10.0.3/32     Up   Up   Network
=====
  
```

A:ALA-A#

```

=====
A:ALA-A# show router interface exclude-services
=====
Interface Table
=====
Interface-Name          Type IP-Address      Adm  Opr  Mode
-----
system                 Pri  10.10.0.3/32     Up   Up   Network
to-ser1                Pri  10.10.13.3/24    Up   Up   Network
to-ser4                Pri  10.10.34.3/24    Up   Up   Network
to-ser5                Pri  10.10.35.3/24    Up   Up   Network
to-ser6                n/a  n/a              Up   Down Network
management             Pri  192.168.2.93/20  Up   Up   Network
=====
  
```

A:ALA-A#

```
*A:DUT-A>config>router# /show router interface "second" policy-accounting

=====
Accounting Statistics
=====
If Name          : second
Admin State      : Up                Oper State (v4/v6) : Up/Down
-----
Class            : source-class 1
Rx Fwd Packets   : 0                Rx Fwd Bytes       : 0
-----
Class            : source-class 10
Rx Fwd Packets   : 0                Rx Fwd Bytes       : 0
-----
Class            : dest-class 1      Policer            : 1
Rx Fwd Packets   : 0                Rx Fwd Bytes       : 0
-----
Class            : dest-class 2      Policer            : 5
Rx Fwd Packets   : 2000            Rx Fwd Bytes       : 356000
-----
Class            : dest-class 10     Policer            : 10
Rx Fwd Packets   : 0                Rx Fwd Bytes       : 0
=====
Policer Stats
-----
Policer          : 1
Drop Packets     : 0                Drop Bytes         : 0
Fwd Packets      : 0                Fwd Bytes          : 0
-----
Policer          : 2
Drop Packets     : 0                Drop Bytes         : 0
Fwd Packets      : 0                Fwd Bytes          : 0
-----
Policer          : 5
Drop Packets     : 1891            Drop Bytes         : 378200
Fwd Packets      : 109             Fwd Bytes          : 21800
-----
Policer          : 10
Drop Packets     : 0                Drop Bytes         : 0
Fwd Packets      : 0                Fwd Bytes          : 0
=====
```

Table 194: Standard IP Interface Field Descriptions

Label	Description
Interface-Name IF Name	The IP interface name
Type	n/a — no IP address has been assigned to the IP interface, so the IP address type is not applicable Pri — the IP address for the IP interface is the Primary address on the IP interface Sec — the IP address for the IP interface is a secondary address on the IP interface

Label	Description
IP-Address	The IP address and subnet mask length of the IP interface n/a — indicates no IP address has been assigned to the IP interface
Adm Admin State	Down — the IP interface is administratively disabled Up — the IP interface is administratively enabled
Opr Oper State	Down — the IP interface is operationally disabled Up — the IP interface is operationally disabled
Mode	Network — the IP interface is a network/core IP interface Service — the IP interface is a service IP interface
Port/SAP Id	The physical network port or the SAP identifier associated with the IP interface
MACSec	Lists the MACsec settings for the IP interface
Class	Specifies the source or destination class index
Policer	The policer ID
Rx Fwd Packets	The number of received forwarded packets
Rx Fwd Bytes	The number of received forwarded bytes
Drop Packets	The number of dropped packets
Drop Bytes	The number of dropped bytes
Fwd Packets	The number of forwarded packets
Fwd Bytes	The number of forwarded bytes

Detailed IP Interface Output — The following output is an example of detailed IP interface information, and [Table 195: Detailed IP Interface Field Descriptions](#) describes the fields.

Sample Output

```
*A:SwSim100# show router interface "to101port1-1" detail
=====
Interface Table (Router: Base)
=====
-----
Interface
-----
If Name       : to101port1-1
Admin State   : Up
Down Reason V6 : ifProtoOperDown
Oper (v4/v6)  : Up/Down
Protocols     : OSPFv2 ISIS LDP
IP Addr/mask  : 100.101.1.1/24
IGP Inhibit   : Disabled
HoldUp-Time   : 0
Address Type  : Primary
Broadcast Address : Host-ones
Track Srrp Inst : 0
```

```
-----
Details
-----
Description      : (Not Specified)
If Index         : 4                Virt. If Index   : 4
Last Oper Chg   : 07/23/2018 17:55:49 Global If Index : 3
Lag Link Map Prof: none
Lag Per Link Hash
Class           : 1                Weight          : 1
Port Id        : 1/1/c1/1
Macsec: enabled, subport 5, encap-match un-tag, ca ca-5
TOS Marking    : Trusted          If Type         : Network
-----
```

```
*A:Dut-B>config>router>if# show router interface "to-ASBR-F" detail
```

```
=====
Interface Table (Router: Base)
=====
```

```
-----
Interface
-----
```

```
If Name          : to-ASBR-F
Admin State      : Up              Oper (v4/v6)    : Up/Up
Protocols        : ISIS MPLS RSVP LDP
IP Addr/mask     : 10.10.14.2/24    Address Type    : Primary
IGP Inhibit      : Disabled        Broadcast Address : Host-ones
HoldUp-Time     : 0              Track Srrp Inst : 0
IPv6 Address     : 3ffe::a0a:e02/120
IPv6 Address Type: Primary
IPv6 Addr State  : PREFERRED
CGA modifier     : (Not Specified)
HoldUp-Time     : 0              Track Srrp Inst : 0
Link Lcl Address : fe80::208b:1ff:fe01:8/64
Link Lcl State   : PREFERRED
-----
```

```
-----
Details
-----
```

```
Description      : (Not Specified)
If Index         : 4                Virt. If Index   : 4
Last Oper Chg   : 10/15/2018 15:43:04 Global If Index : 3
Lag Link Map Prof: none
Lag Per Link Hash
Class           : 1                Weight          : 1
Port Id        : 1/1/8
TOS Marking    : Trusted          If Type         : Network
Egress Filter   : none           Ingress Filter   : none
Egr IPv6 Flt   : none           Ingr IPv6 Flt    : none
SNTP B.Cast     : False          Network QoS Policy: 1
MAC Address     : 22:8b:01:01:00:08 Mac Accounting    : Disabled
Ingress stats   : Disabled        IPv6 DAD         : Enabled
TCP MSS V4     : 0              TCP MSS V6       : 0
ARP Timeout     : 14400s         IPv6 Nbr ReachTime: 30s
ARP Retry Timer : 5000ms         IPv6 stale time  : 14400s
ARP Limit       : Disabled        IPv6 Nbr Limit   : Disabled
ARP Threshold   : Disabled        IPv6 Nbr Threshold: Disabled
ARP Limit Log On*: Disabled      IPv6 Nbr Log Only : Disabled
ARP Learn Unsoli*: Disabled      ND Learn Unsolici*: None
ARP Proactive Re*: Disabled      ND Proactive Refr*: None
IP MTU          : (default)
IP Oper MTU     : 1500
ARP Populate    : Disabled
Cflowd (unicast) : None          Cflowd (multicast): None
LdpSyncTimer    : None          Strip-Label      : Disabled
LSR Load Balance : system
-----
```

```

EGR Load Balance : both
Vas If Type      : none
TEID Load Balance: Disabled
SPI Load Balance : Disabled
uRPF Chk        : disabled
uRPF Ipv6 Chk   : disabled
uRPF Select VPRN : False
PTP HW Assist    : Disabled
Rx Pkts         : 996
Rx V4 Pkts      : N/A
Rx V6 Pkts      : N/A
Tx Pkts         : 1583
Tx V4 Pkts      : 1161
Tx V4 Discard Pk*: 0
Tx V6 Pkts      : 422
Tx V6 Discard Pk*: 0
Tx DBcast Dis. P*: 0
Mpls Rx Pkts    : 249
Mpls Tx Pkts    : 340
GRE Termination : Disabled
Inter-AS selective ILM untrusted : Disabled
Untrusted default forwarding : forward
Rx Bytes        : 94024
Rx V4 Bytes     : N/A
Rx V6 Bytes     : N/A
Tx Bytes        : 153481
Tx V4 Bytes     : 110788
Tx V4 Discard Byt*: 0
Tx V6 Bytes     : 42693
Tx V6 Discard Byt*: 0
Tx DBcast Dis. Byt*: 0
Mpls Rx Bytes   : 24301
Mpls Tx Bytes   : 32109
    
```

Table 195: Detailed IP Interface Field Descriptions

Label	Description
If Name	The IP interface name
Admin State	Down — the IP interface is administratively disabled Up — the IP interface is administratively enabled
Oper (v4/v6)	Down — the IP interface is operationally disabled Up — the IP interface is operationally enabled
IP Addr/mask	The IP address and subnet mask length of the IP interface Not Assigned — indicates no IP address has been assigned to the IP interface
IPv6 Addr	The IPv6 address of the interface
If Index	The interface index of the IP router interface
Virt If Index	The virtual interface index of the IP router interface
Last Oper Change	The last change in operational status
Global If Index	The global interface index of the IP router interface
Sap ID	The SAP identifier
TOS Marking	The ToS byte value in the logged packet
If Type	Network — the IP interface is a network/core IP interface Service — the IP interface is a service IP interface

Label	Description
SNTP B.cast	Displays if the broadcast-client global parameter is configured
IES ID	The IES identifier
QoS Policy	The QoS policy ID associated with the IP interface
MAC Address	The MAC address of the interface
Arp Timeout	The ARP timeout for the interface, in seconds, which is the time an ARP entry is maintained in the ARP cache without being refreshed
ICMP Mask Reply	False — the IP interface will not reply to a received ICMP mask request True — the IP interface will reply to a received ICMP mask request
Arp Populate	Displays whether ARP is enabled or disabled
Host Conn Verify	The host connectivity verification
LdpSyncTimer	Specifies the IGP/LDP sync timer value
uRPF Chk	Specifies whether unicast RPF (uRPF) Check is enabled on this interface
uRPF Iv6 Chk	Specifies whether unicast RPF (uRPF) Check IPv6 is enabled on this interface
PTP HW Assist	Specifies whether the PTP Hardware Assist function is enabled on this interface
cflowd	Specifies the type of cflowd analysis that is applied to the interface acl — ACL cflowd analysis is applied to the interface interface — interface cflowd analysis is applied to the interface none — no cflowd analysis is applied to the interface
Inter-AS selective ILM untrusted	Specifies whether the inter-AS selective ILM untrusted function is enabled on this interface
Untrusted default forwarding	Specifies whether the untrusted default forwarding function is enabled on this interface

Statistics IP Interface Output — The following output is an example of router IP interface statistics when **enable-interface-statistics** is enabled, and [Table 196: Statistics IP Interface Fields](#) describes the fields.

Sample Output

```
A:ALA-A# show router interface "to_ixia" statistics
=====
```



```

Interface Statistics
=====
If Name       : to_Ixia
Admin State   : Up
Oper (v4/v6)  : Up/Up
Rx Pkts      : 6244
Rx V4 Pkts   : 3122
Rx V6 Pkts   : 3122
Tx Pkts      : 0
Tx V4 Pkts   : 0
Tx V4 Discard Pk*: 0
Tx V6 Pkts   : 0
Tx V6 Discard Pk*: 0
uRPF Chk Fail Pk*: 6244
uRPF Fail V4 Pk : 3122
uRPF Fail V6 Pk : 3122
Mpls Rx Pkts : 0
Mpls Tx Pkts : 0
Rx Bytes     : 599424
Rx V4 Bytes  : 299712
Rx V6 Bytes  : 299712
Tx Bytes     : 0
Tx V4 Bytes  : 0
Tx V4 Discard Byt*: 0
Tx V6 Bytes  : 0
Tx V6 Discard Byt*: 0
uRPF Fail Bytes : 487032
uRPF Fail V4 Byt : 243516
uRPF Fail V6 Byt : 243516
Mpls Rx Bytes : 0
Mpls Tx Bytes : 0
=====
    
```

Table 196: Statistics IP Interface Fields

Label	Description
lfname	The interface name
Admin State	The administrative status of the router interface
Oper	The operational status of the router instance

Summary IP Interface Output — The following output is an example of summary IP information, and [Table 197: Summary IP Interface Fields](#) describes the fields.

Sample Output

```

A:ALA-A# show router interface summary
=====
Router Summary (Interfaces)
=====
Instance Router Name           Interfaces Admin-Up Oper-Up
-----
1         Base                   7         7         5
=====
    
```

Table 197: Summary IP Interface Fields

Label	Description
Instance	The router instance number
Router Name	The name of the router instance
Interfaces	The number of IP interfaces in the router instance
Admin-Up	The number of administratively enabled IP interfaces in the router instance

Label	Description
Oper-Up	The number of operationally enabled IP interfaces in the router instance

Global-if-index Output — The following output is an example of summary global-if-index information, and [Table 198: Global-if-index Interface Field Descriptions](#) describes the fields.

Sample Output

```
*A:SwSim102# show router interface global-if-index 1
=====
Interface Table (Router: Base)
=====
Interface-Name      Adm      Opr(v4/v6)  Mode      Port/SapId
IP-Address          PfxState
-----
loop1
100.0.1.2/32        Up        Up/Down     Network   loopback
n/a
-----
Interfaces : 1
=====
*A:SwSim102# show router interface global-if-index 1 detail
=====
Interface Table (Router: Base)
=====
Interface
-----
If Name           : loop1
Admin State       : Up
Down Reason V6   : ifProtoOperDown
Protocols         : OSPFv2
IP Addr/mask     : 100.0.1.2/32
IGP Inhibit      : Disabled
HoldUp-Time      : 0
Address Type     : Primary
Broadcast Address : Host-ones
Track Srrp Inst  : 0
Oper (v4/v6)    : Up/Down
-----
Details
-----
Description       : (Not Specified)
If Index          : 2
Virt. If Index   : 2
Last Oper Chg    : 03/15/2018 01:00:02
Global If Index  : 1
Lag Link Map Prof: none
Lag Per Link Hash
Class            : 1
Weight          : 1
Port Id         : loopback
TOS Marking     : Trusted
If Type         : Network
Egress Filter   : none
Ingress Filter  : none
Egr IPv6 Flt    : none
Ingr IPv6 Flt   : none
SNTP B.Cast     : False
Network QoS Policy: 1
MAC Address     : d6:ce:ff:00:00:00
Mac Accounting  : Disabled
IPv6 DAD        : Enabled
Ingress stats   : Disabled
TCP MSS V4      : 0
TCP MSS V6      : 0
ARP Timeout     : 14400s
IPv6 Nbr ReachTime: 30s
ARP Retry Timer : 5000ms
IPv6 stale time : 14400s
ARP Limit       : Disabled
IPv6 Nbr Limit  : Disabled
ARP Threshold   : Disabled
IPv6 Nbr Threshold: Disabled
ARP Limit Log On*: Disabled
IPv6 Nbr Log Only : Disabled
ARP Learn Unsoli*: Disabled
ND Learn Unsolici*: None
ARP Proactive Re*: Disabled
ND Proactive Refr*: None
IP MTU          : (default)
IP Oper MTU     : 1500
```

```
ARP Populate      : Disabled
Cflowd (unicast) : None
LdpSyncTimer     : None
LSR Load Balance : system
EGR Load Balance : both
Vas If Type      : none
TEID Load Balance: Disabled
SPI Load Balance : Disabled
uRPF Chk         : disabled
uRPF Ipv6 Chk    : disabled
uRPF Select VPRN : False
Rx Pkts          : 0
Rx V4 Pkts       : N/A
Rx DBcast Drop P*: 0
Rx V6 Pkts       : N/A
Tx Pkts          : 0
Tx V4 Pkts       : 0
Tx V4 Discard Pk*: 0
Tx V6 Pkts       : 0
Tx V6 Discard Pk*: 0
Mpls Rx Pkts     : 0
Mpls Tx Pkts     : 0
OperDCpuProtPcly : N/A
Proxy ARP Details
Rem Proxy ARP    : Disabled
Policies         : none

Rx Bytes         : 0
Rx V4 Bytes      : N/A
Rx DBcast Drop By*: 0
Rx V6 Bytes      : N/A
Tx Bytes         : 0
Tx V4 Bytes      : 0
Tx V4 Discard Byt*: 0
Tx V6 Bytes      : 0
Tx V6 Discard Byt*: 0
Mpls Rx Bytes    : 0
Mpls Tx Bytes    : 0

Local Proxy ARP  : Disabled

Proxy Neighbor Discovery Details
Local Pxy ND     : Disabled
Policies         : none
ICMP Details
Redirects        : Number - 100
Unreachables    : Number - 100
TTL Expired     : Number - 100
Parameter Problem: Number - 100
ICMP Mask Reply : True
ICMPv6 Details
Packet Too Big  : Number - 100
Parameter Problem: Number - 100
Redirects        : Number - 100
Time Exceeded   : Number - 100
Unreachables    : Number - 100
IPCP Address Extension Details
Peer IP Addr    : Not configured
Peer Pri DNS Addr: Not configured
Peer Sec DNS Addr: Not configured

Network Domains Associated
default
-----
Admin Groups
-----
No Matching Entries
-----
Srlg Groups
-----
No Matching Entries
-----
QoS Queue-Group Redirection Details
-----
Ingress FP QGrp : (none)
Egress Port QGrp : (none)
Ing FP QGrp Inst : (none)
Egr Port QGrp Inst: (none)
```

=====

* indicates that the corresponding row element may have been truncated.

Table 198: Global-if-index Interface Field Descriptions

Label	Description
Interface-Name	The IP interface name
Type	n/a — no IP address has been assigned to the IP interface, so the IP address type is not applicable Pri — the IP address for the IP interface is the Primary address on the IP interface Sec — the IP address for the IP interface is a secondary address on the IP interface
IP-Address	The IP address and subnet mask length of the IP interface n/a — indicates no IP address has been assigned to the IP interface
Adm	Down — the IP interface is administratively disabled Up — the IP interface is administratively enabled
Opr	Down — the IP interface is operationally disabled Up — the IP interface is operationally disabled
Mode	Network — the IP interface is a network/core IP interface Service — the IP interface is a service IP interface
Port/SAP Id	The physical network port or the SAP identifier associated with the IP interface

The following is an example of Distributed CPU Protection Policer Output information.

Table 199: [Show Distributed CPU Protection Policer Output Fields](#) describes Distributed CPU Protection Policer output fields.

Sample Output

```
*A:Dut-A# show router interface "test" dist-cpu-protection detail
=====
Interface "test" (Router: Base)
=====
Distributed CPU Protection Policy : dcpuPol
-----
Statistics/Policer-State Information
=====
Static Policer
-----
Policer-Name       : staticArpPolicer
Card/FP           : 4/1                Policer-State       : Exceed
Protocols Mapped  : arp
Exceed-Count      : 10275218
```

```

Detec. Time Remain : 29 seconds      Hold-Down Remain. : none
Operational (adapted) Rate Parameters:
  Oper. Packets    : 100 ppi          Oper. Within      : 1 seconds
  Oper. Initial Delay: none
  Oper. Depth      : 100 packets
-----
Local-Monitoring Policer
-----
Policer-Name      : localMonitor
Card/FP           : 4/1              Policer-State     : Exceed
Protocols Mapped  : icmp, ospf
Exceed-Count      : 8019857
All Dyn-Plcr Alloc. : True
Operational (adapted) Rate Parameters:
  Oper. Packets    : 200 ppi          Oper. Within      : 1 seconds
  Oper. Initial Delay: none
  Oper. Depth      : 0 packets
-----
Dynamic-Policer (Protocol)
-----
Protocol(Dyn-Plcr) : icmp
Card/FP            : 4/1              Protocol-State    : Exceed
Exceed-Count       : 1948137
Detec. Time Remain : 29 seconds      Hold-Down Remain. : none
Dyn-Policer Alloc. : True
Operational (adapted) Rate Parameters:
  Oper. Kbps       : 25 kbps          Oper. MBS         : 256 bytes
  Oper. Depth      : 274 bytes
-----
Protocol(Dyn-Plcr) : ospf
Card/FP            : 4/1              Protocol-State    : Exceed
Exceed-Count       : 1487737
Detec. Time Remain : 29 seconds      Hold-Down Remain. : none
Dyn-Policer Alloc. : True
Operational (adapted) Rate Parameters:
  Oper. Kbps       : 25 kbps          Oper. MBS         : 256 bytes
  Oper. Depth      : 284 bytes
-----
=====
  
```

Table 199: Show Distributed CPU Protection Policer Output Fields

Label	Description
Distributed CPU Protection Policy	Displays the DCP policy assigned to the object.
Policer-Name	Displays the configured name of the static policer
Card/FP	Displays the card and FP identifier. FP identifies the instance of the FP (FastPath) chipset. Some cards have a single FP (for example, IOM3-XP-3) and some cards can contain multiple FPs (for example, an XCM can house multiple FPs via its two XMAS).
Policer-State	Displays the state of the policer with the following potential values: <i>Exceed</i> - The policer has been detected as nonconforming to the associated DCP policy parameters (packets exceeded)

Label	Description
	<p>the configured rate and the DCP polling process identified this occurrence)</p> <p><i>Conform</i> - The policer has been detected as conforming to the associated DCP policy parameters (rate)</p> <p><i>not-applicable</i> - newly-created policers or policers that are not currently instantiated. This includes policers configured on line cards that are not in service.</p>
Protocols Mapped	Displays a list of protocols that are configured to map to the particular policer.
Oper. xyz fields	<p>The actual hardware may not be able to perfectly rate limit to the exact configured rate parameters in a DCP policy. In this case the configured rate parameters will be adapted to the closest supported rate. These adapted operational values are displayed in CLI when the detail keyword is included in the show command. The adapted Oper. parameters are only applicable if the policer is instantiated (for example, if the associated forwarding plane is operational, or for an interface if there is a physical port configured for the interface, or if the dynamic policers are allocated), otherwise values of 0 kb/s, and so on, are displayed.</p> <p><i>Oper. Kbps</i> - Displays the adapted "kilobits-per-second" value for DCP "kbps" rates</p> <p><i>Oper. MBS</i> - Displays the adapted "mbs size" value for DCP "kbps" rates</p> <p><i>Oper. Depth</i> - Displays the calculated policer bucket depth in packets (for DCP "packets" rates) or in bytes (for DCP "kbps" rates)</p> <p><i>Oper. Packets</i> - Displays the adapted "ppi" value for DCP "packets" rates</p> <p><i>Oper. Within</i> - Displays the adapted "within seconds" value for DCP "packets" rates</p> <p><i>Oper. Init. Delay</i> - Displays the adapted "initial-delay packets" value for DCP "packets" rates</p>
Exceed-Count	Displays the count of packets exceeding the policing parameters since the given policer was previously declared as conforming or newly-instantiated. This counter has the same behavior as the exceed counter in the DCP the log events – they are baselined (reset) when the policer transitions to conforming.
Detec. Time Remain	Displays the remaining time in the detection-time countdown during which a policer in the exceed state is being monitored to see if it conforms again.

Label	Description
Hold-Down Remain	Displays the remaining time in the hold-down countdown during which a policer is treating all packets as exceeding.
All Dyn-Plcr Alloc.	Indicates that all the dynamic enforcement policers have been allocated and instantiated for a given local-monitor.
Dyn-Policer Alloc.	Indicates that a dynamic policer has been instantiated.

interface

Syntax

interface [*ip-int-name*] [**detail**] [*family*]

interface resource-failures [*family*]

Context

[\[Tree\]](#) (show>router>ldp interface)

Full Context

show router ldp interface

Description

This command displays configuration information about LDP interfaces.

Parameters

ip-int-name

The name of an existing interface. If the string contains special characters (#, \$, spaces, and so on), the entire string must be enclosed within double quotes.

detail

Displays detailed information.

family

Displays either IPv4 or IPv6 active LDP information.

resource-failures

Displays which interfaces are in overload.

Platforms

All

Output

LDP Interface Output

[Table 200: LDP Interface Output Fields](#) describes the LDP interface output fields.

Table 200: LDP Interface Output Fields

Label	Description
Interface	Specifies the interface associated with the LDP instance.
Adm	Up — The LDP is administratively enabled. Down — The LDP is administratively disabled.
Opr	Up — The LDP is operationally enabled. Down — The LDP is operationally disabled.
Hello Factor	The value by which the hello timeout should be divided to give the hello time, for example, the time interval (in s), between LDP hello messages. LDP uses hello messages to discover neighbors and to detect loss of connectivity with its neighbors.
Hold Time	The hello time, also known as hold time. It is the time interval (in s), that LDP waits before declaring a neighbor to be down. Hello timeout is local to the system and is sent in the hello messages to a neighbor.
KA Factor	The value by which the keepalive timeout should be divided to give the keepalive time, for example, the time interval (in s), between LDP keepalive messages. LDP keepalive messages are sent to keep the LDP session from timing out when no other LDP traffic is being sent between the neighbors.
KA Timeout	The time interval (in s), that LDP waits before tearing down a session. If no LDP messages are exchanged during this time interval, the LDP session is torn down. Generally the value is configured to be 3 times the keepalive time (the time interval between successive LDP keepalive messages).

Sample Output

```
*A:Dut-A# show router ldp interface
=====
LDP Interfaces
=====
Interface          Adm/Opr
Sub-Interface(s)  Adm/Opr  Hello Hold  KA   KA   Transport
                  Fctr Time Fctr Time Fctr Time Address
-----
ip-10.10.1.1      Up/Up
  ipv4             Up/Up    3    15   3    30   System
  ipv6             Up/Up    3    15   3    30   System
ip-10.10.2.1      Up/Up
  ipv4             Up/Up    3    15   3    30   System
  ipv6             Up/Up    3    15   3    30   System
-----
No. of Interfaces: 2
=====
*A:Dut-A#
*A:Dut-A# show router ldp interface "ip-10.10.1.1"
=====
LDP Interfaces
=====
```



```

Interface                               Adm/Opr
Sub-Interface(s)                       Adm/Opr  Hello Hold  KA   KA   Transport
                                           Fctr  Time Fctr  Time Address
-----
ip-10.10.1.1                            Up/Up
  ipv4                                   Up/Up   3    15   3    30   System
  ipv6                                   Up/Up   3    15   3    30   System
-----
No. of Interfaces: 1
=====
*A:Dut-A#

*A:Dut-A# show router ldp interface "ip-10.10.1.1" detail
=====
LDP Interfaces
=====
Interface "ip-10.10.1.1"
=====
BASE
-----
Admin State       : Up           Oper State       : Up
BFDD Status      : Disabled
-----
IPv4
-----
IPv4 Admin State : Up           IPv4 Oper State : Up
Last Oper Chg   : 0d 00:37:59
Hold Time       : 15           Hello Factor     : 3
Oper Hold Time  : 15
Keepalive Timeout : 30       Keepalive Factor : 3
Transport Addr  : System      Last Modified    : 02/27/15 23:23:19
Active Adjacencies : 1
Local LSR Type  : System
Local LSR       : None
IPv4 Pfx Fec Cap : Enabled     IPv6 Pfx Fec Cap : Enabled
IPv4 P2MP Fec Cap : Enabled     IPv6 P2MP Fec Cap: Enabled
-----
IPv6
-----
IPv6 Admin State : Up           IPv6 Oper State : Up
Last Oper Chg   : 0d 00:37:36
Hold Time       : 15           Hello Factor     : 3
Oper Hold Time  : 15
Keepalive Timeout : 30       Keepalive Factor : 3
Transport Addr  : System      Last Modified    : 02/27/15 23:23:19
Active Adjacencies : 1
Local LSR Type  : System
Local LSR       : None
IPv4 Pfx Fec Cap : Enabled     IPv6 Pfx Fec Cap : Enabled
IPv4 P2MP Fec Cap : Enabled     IPv6 P2MP Fec Cap: Enabled
=====
No. of Interfaces: 1
=====
*A:Dut-A#

*A:Dut-A# show router ldp interface "ip-10.10.1.1" detail ipv6
=====
LDP IPv6 Interfaces
=====
Interface "ip-10.10.1.1"
=====

```

```

-----
BASE
-----
Admin State      : Up          Oper State      : Up
BFD Status       : Disabled
-----
IPv6
-----
IPv6 Admin State : Up          IPv6 Oper State : Up
Last Oper Chg    : 0d 00:37:47
Hold Time        : 15          Hello Factor     : 3
Oper Hold Time   : 15
Keepalive Timeout : 30        Keepalive Factor : 3
Transport Addr   : System      Last Modified    : 02/27/15 23:23:19
Active Adjacencies : 1
Local LSR Type   : System
Local LSR        : None
IPv4 Pfx Fec Cap : Enabled    IPv6 Pfx Fec Cap : Enabled
IPv4 P2MP Fec Cap : Enabled    IPv6 P2MP Fec Cap: Enabled
=====
No. of Interfaces: 1
=====
*A:Dut-A#

*A:Dut-A# show router ldp interface resource-failures
=====
LDP IPv4 Interface Resource Failures
=====
No Matching Entries Found
=====

LDP IPv6 Interface Resource Failures
=====
No Matching Entries Found
=====
*A:Dut-A# show router ldp interface resource-failures ipv6
=====
LDP IPv6 Interface Resource Failures
=====
No Matching Entries Found
=====
*A:Dut-A#
  
```

interface

Syntax

interface [*ip-int-name*] [**statistics**] [**ipv4** | **ipv6**]

Context

[\[Tree\]](#) (clear>router>ldp interface)

Full Context

clear router ldp interface

Description

This command restarts or clears statistics for LDP interfaces.

Parameters

ip-int-name

The name of an existing interface. If the string contains special characters (#, \$, spaces, and so on), the entire string must be enclosed within double quotes.

family

Specifies to clear IPv4 or IPv6 information.

Platforms

All

Output

Sample Output

```
*A:Dut-A# clear router ldp interface "ip-10.10.1.1" ipv4
*A:Dut-A#

*A:Dut-A# clear router ldp interface "ip-10.10.1.1" ipv6
*A:Dut-A#
```

interface

Syntax

interface *ip-int-name*

Context

[\[Tree\]](#) (tools>dump>router>ldp interface)

Full Context

tools dump router ldp interface

Description

This command dumps information for an LDP interface.

Parameters

ip-int-name

Specifies the name of an existing router.

Platforms

All

interface

Syntax

interface [*ip-int-name* | *ip-address*] [**label-map** *label*]

interface [*ip-int-name* | *ip-address*] **statistics** [**aux-stats**]

Context

[\[Tree\]](#) (show>router>mpls interface)

Full Context

show router mpls interface

Description

This command displays MPLS interface information.

Parameters

ip-int-name

Specifies the name of the network IP interface. An interface name cannot be in the form of an IP address. If the string contains special characters (#, \$, spaces, and so on), the entire string must be enclosed within double quotes.

ip-address

Specifies the system or network interface IP address.

label-map label

Specifies the MPLS label on which to match.

Values 32 to 1048575

statistics

Displays the MPLS interface name and the number of packets and octets sent and received on an MPLS interface.

aux-stats

Displays auxiliary MPLS statistics next to the default MPLS statistics.

Platforms

All

Output

The following output is an example of MPLS interface information.

[Table 201: MPLS Interface Output Fields](#) describes MPLS interface output fields.

Table 201: MPLS Interface Output Fields

Label	Description
Interface	The interface name.
Port-id	The port ID.
Adm	Specifies the administrative state of the interface.
Opr	Specifies the operational state of the interface.
Te-metric	Specifies the traffic engineering metric used on the interface.
Srlg Groups	Specifies the shared risk loss group (SRLG) name(s).
Interfaces	The total number of interfaces.
Transmitted	Displays the number of packets and octets transmitted from the interface.
Received	Displays the number of packets and octets received.
In Label	Specifies the ingress label.
In I/F	Specifies the ingress interface.
Out Label	Specifies the egress label.
Out I/F	Specifies the egress interface.
Next Hop	Specifies the next hop IP address for the static LSP.
Type	Specifies whether the label value is statically or dynamically assigned.

Sample Output

```
*A:SRU4>config>router>mpls# show router mpls interface
=====
MPLS Interfaces
=====
Interface                Port-id          Adm   Opr   TE-metric
-----
system                   system          Up    Up    None
  Admin Groups           None
  Srlg Groups            None
sr4-1                    1/1/4          Up    Up    None
  Admin Groups           None
  Srlg Groups            3440
ess-7-1                  3/2/4          Up    Up    None
  Admin Groups           None
  Srlg Groups            45100
ess-7-2                  3/2/5          Up    Up    None
  Admin Groups           None
  Srlg Groups            45110
...
g7600                    3/1/2          Up    Up    None
```

```

Admin Groups          None
Srlg Groups          41.80
m160
Admin Groups          None
Srlg Groups          420.40
-----
Interfaces : 35
=====
*A:SRU4>config>router>mpls#

*A:SRU4>config>router>mpls# show router mpls interface "hubA"
=====
MPLS Interface : hubA
=====
Interface            Port-id      Adm   Opr   TE-metric
-----
hubA                  3/2/8       Up    Up    None
  Admin Groups        None
  Srlg Groups         44.200
-----
Interfaces : 1
=====
*A:SRU4>config>router>mpls#

*A:SRU4>config>router>mpls# show router mpls interface "hubA" label-map 203
=====
MPLS Interface : hubA (Label-Map 203)
=====
In Label  In I/F    Out Label Out I/F    Next Hop      Type      Adm  Opr
-----
203       3/2/8    403       1/1/9     10.22.10.3   Static    Up   Up
-----
Interfaces : 1
=====
*A:SRU4>config>router>mpls#

*A:SRU4>config>router>mpls# show router mpls interface statistics
=====
MPLS Interface (statistics)
=====
Interface      : aps-1
  Transmitted  : Pkts - 76554          Octets - 7930285
  Received     : Pkts - 17068         Octets - 3626842

Interface      : aps-2
  Transmitted  : Pkts - 0           Octets - 0
  Received     : Pkts - 1311        Octets - 219888

Interface      : aps-3
  Transmitted  : Pkts - 0           Octets - 0
  Received     : Pkts - 3           Octets - 234

Interface      : sr4-1
  Transmitted  : Pkts - 0           Octets - 0
  Received     : Pkts - 0           Octets - 0

Interface      : ess-7-1
  Transmitted  : Pkts - 113537       Octets - 15058332
  Received     : Pkts - 13193        Octets - 1091492

Interface      : ess-7-2
  
```

```

Transmitted : Pkts - 166133      Octets - 22762482
Received    : Pkts - 16672       Octets - 1368464

Interface   : ess-7-3
Transmitted : Pkts - 122934      Octets - 11033246
Received   : Pkts - 12256       Octets - 1026826
...

Interface   : m160
Transmitted : Pkts - 17188024    Octets - 2183076528
Received   : Pkts - 677745      Octets - 59367236
=====
*A:SRU4>config>router>mpls#

```

```
show router mpls interface statistics aux-stats
```

```
=====
MPLS Interface (statistics)
=====
```

```

Interface   : intf1
Transmitted : Pkts - 0           Octets - 0
Received    : Pkts - 0           Octets - 0
Transmitted : SR-Pkts - 0       SR-Octets - 0
Received    : SR-Pkts - 0       SR-Octets - 0

Interface   : intf2
Transmitted : Pkts - 0           Octets - 0
Received    : Pkts - 0           Octets - 0
Transmitted : SR-Pkts - 0       SR-Octets - 0
Received    : SR-Pkts - 0       SR-Octets - 0

```

interface

Syntax

interface [*ip-int-name* | *ip-address*] **statistics** [**detail**]

Context

[\[Tree\]](#) (show>router>rsvp interface)

Full Context

show router rsvp interface

Description

This command shows RSVP interfaces.

Parameters

ip-int-name

Specifies the network IP interface. An interface name cannot be in the form of an IP address. If the string contains special characters (#, \$, spaces, and so on), the entire string must be enclosed within double quotes.

ip-address

Specifies the system or network interface IP address.

statistics

Displays the RSVP interface name and counts of various RSVP packets sent and received on the interface.

detail

Displays detailed information.

Platforms

All

Output

The following output is an example of RSVP interface information.

[Table 202: RSVP Interface Output Fields](#) describes RSVP interface output fields.

Table 202: RSVP Interface Output Fields

Label	Description
Interface	The name of the IP interface.
Total Sessions	The total number of RSVP sessions on this interface. This count includes sessions that are active as well as sessions that have been signaled but a response has not yet been received.
Active Sessions	The total number of active RSVP sessions on this interface.
Total BW (Mbps)	The amount of bandwidth in Mb/s available to be reserved for the RSVP protocol on the interface.
Resv BW (Mbps)	The amount of bandwidth in Mb/s reserved on this interface. A value of zero (0) indicates that no bandwidth is reserved.
Adm	Down — The RSVP interface is administratively disabled. Up — The RSVP interface is administratively enabled.
Bfd	Yes — BFD is enabled on the RSVP interface. No — BFD is disabled on the RSVP interface.
Opr	Down — The RSVP interface is operationally down. Up — The RSVP interface is operationally up.
Port ID	Specifies the physical port bound to the interface.
Active Resvs	The total number of active RSVP sessions that have reserved bandwidth.
Subscription	Specifies the percentage of the link bandwidth that RSVP can use for reservation. When the value is zero (0), no new sessions are permitted on this interface.
Port Speed	Specifies the speed for the interface.

Label	Description
Unreserved BW	Specifies the amount of unreserved bandwidth.
Reserved BW	Specifies the amount of bandwidth in Mb/s reserved by the RSVP session on this interface. A value of zero (0) indicates that no bandwidth is reserved.
Total BW	Specifies the amount of bandwidth in Mb/s available to be reserved for the RSVP protocol on this interface.
Aggregate	Aggregate messages are used to pack multiple RSVP messages into a single packet to reduce the network overhead. When the value is true, RSVP negotiates with each neighbor and gets consensus before sending aggregate messages.
Hello Interval	Specifies the length of time (in s) between the hello packets that the router sends on the interface. This value must be the same for all routers attached to a common network. When the value is zero (0), the sending of hello messages is disabled.
Refresh Time	Specifies the interval between the successive Path and Resv refresh messages. RSVP declares the session down after it misses $((\text{keep-multiplier} + 0.5) * 1.5 * \text{refresh-time})$ consecutive refresh messages.
Hello Timeouts	The total number of hello messages that timed out on this RSVP interface.
Neighbors	The IP address of the RSVP neighbor.
Sent	The total number of error free RSVP packets that have been transmitted on the RSVP interface.
Recd	The total number of error free RSVP packets received on the RSVP interface.
Total Packets	The total number of RSVP packets, including errors, received on the RSVP interface.
Bad Packets	The total number of RSVP packets with errors transmitted on the RSVP interface.
Paths	The total number of RSVP PATH messages received on the RSVP interface.
Path Errors	The total number of RSVP PATH ERROR messages transmitted on the RSVP interface.
Path Tears	The total number of RSVP PATH TEAR messages received on the RSVP interface.
Resvs	The total number of RSVP RESV messages received on the RSVP interface.
Resv Confirms	The total number of RSVP RESV CONFIRM messages received on the RSVP interface.
Resv Errors	Total RSVP RESV ERROR messages received on RSVP interface.
Resv Tears	Total RSVP RESV TEAR messages received on RSVP interface.
Refresh Summaries	Total RSVP RESV summary refresh messages received on interface.

Label	Description
Refresh Acks	Total RSVP RESV acknowledgment messages received when refresh reduction is enabled on the RSVP interface.
Bundle Packets	Total RSVP RESV bundled packets received on the RSVP interface.
Hellos	Total RSVP RESV HELLO REQ messages received on the interface.
DBw Multiplier	Displays the configured dark bandwidth multiplier.
DBw Up Threshold	Displays the configured dark bandwidth up threshold (per interface or inherited).
DBw Down Threshold	Displays the configured dark bandwidth down threshold (per interface or inherited).
DBw Sample Index	Displays the index of the dark bandwidth current sample.
DBw Last Sample	Displays the latest sampled value of the dark bandwidth.
Latest Cal DBw	Displays the latest value of the calculated dark bandwidth (calculated over average interval = sample-interval X sample-multiplier). The value indicated here has already been multiplied by the dbw-multiplier.
Advertised MRLB	Displays the value of the latest advertised Maximum Reservable Link Bandwidth.

Sample Output

```
*A:Dut-A>config>router>mpls>lsp$ /show router rsvp interface "ip-10.10.1.1" detail

=====
RSVP Interface (Detailed) : ip-10.10.1.1
=====
-----
Interface : ip-10.10.1.1
-----
Interface      : ip-10.10.1.1
Port ID       : 1/1/1
Admin State   : Up
Active Sessions : 1
Total Sessions : 1
Subscription  : 100 %
Total BW      : 100 Mbps
Hello Interval : n/a
Authentication : Disabled
Auth Rx Seq Num : n/a
Auth Tx Seq Num : n/a
Refresh Reduc. : Disabled
Bfd Enabled   : n/a
ImplicitNullLabel : Disabled*
Oper State    : Up
Active Resvs  : 0
Port Speed    : 100 Mbps
Aggregate     : Dsabl
Hello Timeouts : n/a
Auth Key Id   : n/a
Auth Win Size : n/a
Reliable Deli. : Disabled
Graceful Shut. : Disabled
GR helper     : n/a

Percent Link Bandwidth for Class Types*
Link Bw CT0   : 100
Link Bw CT1   : 0
Link Bw CT2   : 0
Link Bw CT3   : 0
Link Bw CT4   : 0
Link Bw CT5   : 0
Link Bw CT6   : 0
Link Bw CT7   : 0

Bandwidth Constraints for Class Types (Kbps)
```

```

BC0          : 100000          BC4          : 0
BC1          : 0              BC5          : 0
BC2          : 0              BC6          : 0
BC3          : 0              BC7          : 0

Bandwidth for TE Class Types (Kbps)
TE0-> Resv. Bw : 0              Unresv. Bw  : 100000
TE1-> Resv. Bw : 0              Unresv. Bw  : 100000
TE2-> Resv. Bw : 0              Unresv. Bw  : 100000
TE3-> Resv. Bw : 0              Unresv. Bw  : 100000
TE4-> Resv. Bw : 0              Unresv. Bw  : 100000
TE5-> Resv. Bw : 0              Unresv. Bw  : 100000
TE6-> Resv. Bw : 0              Unresv. Bw  : 100000
TE7-> Resv. Bw : 0              Unresv. Bw  : 100000

IGP Update
Up Thresholds(%) : 0 15 30 45 60 75 80 85 90 95 96 97 98 99 100 *
Down Thresholds(%) : 100 99 98 97 96 95 90 85 80 75 60 45 30 15 0 *
IGP Update Pending : No
Next Update      : N/A
Neighbors       : 10.20.1.2

Dark Bandwidth
DBw Multiplier   : 100 *
DBw Up Threshold : 0 % *
DBw Down Threshold : 0 % *
DBw Sample Index : 0
Latest Cal DBw  : 0 Mbps
Neighbors       : 12.1.1.2
DBw Last Sample : 0 Mbps
Advertised MRLB : 1000 Mbps
* indicates inherited values

```

```

=====
*A:Dut-A>config>router>mpls>lsp$

```

```

*A:SRU4>show>router>rsvp# interface

```

```

=====
RSVP Interfaces
=====

```

Interface	Total Sessions	Active Sessions	Total BW (Mbps)	Resv BW (Mbps)	Adm	Opr
system	-	-	-	-	Up	Up
aps-1	0	0	6012	0	Up	Up
aps-2	0	0	6010	0	Up	Up
aps-3	0	0	6010	0	Up	Up
sr4-1	0	0	6010	0	Up	Up
ess-7-1	9	9	100	0	Up	Up
ess-7-2	7	7	100	0	Up	Up
ess-7-3	4	4	100	0	Up	Up
ess-7-4	0	0	800	0	Up	Up
ess-7-5	0	0	800	0	Up	Up
ess-7-6	0	0	800	0	Up	Up
hubA	0	0	100	0	Up	Up
germ-1	0	0	1000	0	Up	Up
src-1.1	3	3	100	0	Up	Up
src-1.2	2	2	100	0	Up	Up
src-1.3	3	3	100	0	Up	Up
src-1.4	5	5	100	0	Up	Up
...						
g7600	0	0	1000	0	Up	Up
m160	481	481	1000	82	Up	Up

```

-----
Interfaces : 35

```

```
=====
*A:SRU4>show>router>rsvp#

*A:SRU4>show>router>rsvp# interface statistics
=====
RSVP Interface (statistics)
=====
-----
Interface system
-----
Interface          : Up
Total Packets      (Sent) : 0                (Recd.): 0
Bad Packets        (Sent) : 0                (Recd.): 0
Paths              (Sent) : 0                (Recd.): 0
Path Errors        (Sent) : 0                (Recd.): 0
Path Tears         (Sent) : 0                (Recd.): 0
Resvs              (Sent) : 0                (Recd.): 0
Resv Confirms      (Sent) : 0                (Recd.): 0
Resv Errors        (Sent) : 0                (Recd.): 0
Resv Tears         (Sent) : 0                (Recd.): 0
Refresh Summaries (Sent) : 0                (Recd.): 0
Refresh Acks       (Sent) : 0                (Recd.): 0
Bundle Packets     (Sent) : 0                (Recd.): 0
Hellos             (Sent) : 0                (Recd.): 0
Auth Errors        (Sent) : 0                (Recd.): 0
...
-----
Interface m160
-----
Interface          : Up
Total Packets      (Sent) : 883643           (Recd.): 3052503
Bad Packets        (Sent) : 0                (Recd.): 0
Paths              (Sent) : 592153          (Recd.): 373610
Path Errors        (Sent) : 464            (Recd.): 30716
Path Tears         (Sent) : 29563          (Recd.): 3480
Resvs              (Sent) : 93970          (Recd.): 2518660
Resv Confirms      (Sent) : 0                (Recd.): 0
Resv Errors        (Sent) : 136815         (Recd.): 54115
Resv Tears         (Sent) : 13338          (Recd.): 71922
Refresh Summaries (Sent) : 0                (Recd.): 0
Refresh Acks       (Sent) : 0                (Recd.): 0
Bundle Packets     (Sent) : 0                (Recd.): 0
Hellos             (Sent) : 17340          (Recd.): 0
Auth Errors        (Sent) : 0                (Recd.): 0
=====
*A:SRU4>show>router>rsvp#

*A:SRU4>show>router>rsvp# interface "sr4-1" statistics
=====
RSVP Interface : sr4-1 (statistics)
=====
-----
Interface sr4-1
-----
Interface          : Up
Total Packets      (Sent) : 33100           (Recd.): 20405
Bad Packets        (Sent) : 0                (Recd.): 0
Paths              (Sent) : 0                (Recd.): 1833
Path Errors        (Sent) : 1783           (Recd.): 9
Path Tears         (Sent) : 0                (Recd.): 1157
Resvs              (Sent) : 76             (Recd.): 0
Resv Confirms      (Sent) : 0                (Recd.): 0
```

```

Resv Errors      (Sent) : 0                (Recd.): 0
Resv Tears      (Sent) : 1                (Recd.): 0
Refresh Summaries (Sent) : 4                (Recd.): 33
Refresh Acks    (Sent) : 1520           (Recd.): 4
Bundle Packets  (Sent) : 0                (Recd.): 0
Hellos          (Sent) : 29716          (Recd.): 17369
Auth Errors     (Sent) : 0                (Recd.): 0
=====
*A:SRU4>show>router>rsvp#

*A:SRU4>show>router>rsvp# interface detail
=====
RSVP Interfaces (Detailed)
=====
-----
Interface : system
-----
Interface      : system
Port ID       : system
Admin State   : Up                Oper State    : Up
Active Sessions : 0                Active Resvs  : 0
Total Sessions : 0
Subscription  : 100 %
Total BW      : 0 Mbps
Hello Interval : 3000 ms
Authentication : Disabled
Auth Rx Seq Num : n/a
Auth Tx Seq Num : n/a
Refresh Reduc. : Enabled
Bfd Enabled   : No
ImplicitNullLabel : Disabled*

Percent Link Bandwidth for Class Types*
Link Bw CT0   : 100
Link Bw CT1   : 0
Link Bw CT2   : 0
Link Bw CT3   : 0
Link Bw CT4   : 0
Link Bw CT5   : 0
Link Bw CT6   : 0
Link Bw CT7   : 0

Bandwidth Constraints for Class Types (Kbps)
BC0           : 0
BC1           : 0
BC2           : 0
BC3           : 0
BC4           : 0
BC5           : 0
BC6           : 0
BC7           : 0

Bandwidth for TE Class Types (Kbps)
TE0-> Resv. Bw : 0                Unresv. Bw   : 0
TE1-> Resv. Bw : 0                Unresv. Bw   : 0
TE2-> Resv. Bw : 0                Unresv. Bw   : 0
TE3-> Resv. Bw : 0                Unresv. Bw   : 0
TE4-> Resv. Bw : 0                Unresv. Bw   : 0
TE5-> Resv. Bw : 0                Unresv. Bw   : 0
TE6-> Resv. Bw : 0                Unresv. Bw   : 0
TE7-> Resv. Bw : 0                Unresv. Bw   : 0

IGP Update
Up Thresholds(%) : 0 15 30 45 60 75 80 85 90 95 96 97 98 99 100 *
Down Thresholds(%) : 100 99 98 97 96 95 90 85 80 75 60 45 30 15 0 *
IGP Update Pending : No
Next Update       : N/A
No Neighbors.

-----
Interface : m160
-----
Interface      : m160
  
```

```

Port ID          : 3/2/1
Admin State     : Up
Active Sessions : 218
Total Sessions  : 517
Subscription    : 1000 %
Total BW        : 1000 Mbps
Hello Interval  : 3000 ms
Authentication  : Disabled
Auth Rx Seq Num : n/a
Auth Tx Seq Num : n/a
Refresh Reduc.  : Enabled
Bfd Enabled     : No
ImplicitNullLabel : Disabled*

Oper State      : Up
Active Resvs    : 0
Port Speed     : 100 Mbps
Aggregate       : Dsabl
Hello Timeouts  : 0
Auth Key Id     : n/a
Auth Win Size   : n/a
Reliable Deli.  : Disabled
Graceful Shut.  : Disabled

Percent Link Bandwidth for Class Types*
Link Bw CT0     : 100
Link Bw CT1     : 0
Link Bw CT2     : 0
Link Bw CT3     : 0
Link Bw CT4     : 0
Link Bw CT5     : 0
Link Bw CT6     : 0
Link Bw CT7     : 0

Bandwidth Constraints for Class Types (Kbps)
BC0             : 1000000
BC1             : 0
BC2             : 0
BC3             : 0
BC4             : 0
BC5             : 0
BC6             : 0
BC7             : 0

Bandwidth for TE Class Types (Kbps)
TE0-> Resv. Bw  : 0
TE1-> Resv. Bw  : 0
TE2-> Resv. Bw  : 0
TE3-> Resv. Bw  : 0
TE4-> Resv. Bw  : 0
TE5-> Resv. Bw  : 0
TE6-> Resv. Bw  : 0
TE7-> Resv. Bw  : 0
Unresv. Bw     : 1000000
Unresv. Bw     : 1000000
Unresv. Bw     : 1000000
Unresv. Bw     : 1000000
Unresv. Bw     : 1000000
Unresv. Bw     : 1000000
Unresv. Bw     : 1000000
Unresv. Bw     : 1000000

IGP Update
Up Thresholds(%) : 0 15 30 45 60 75 80 85 90 95 96 97 98 99 100 *
Down Thresholds(%) : 100 99 98 97 96 95 90 85 80 75 60 45 30 15 0 *
IGP Update Pending : No
Next Update       : N/A
Neighbors         : 10.100.30.20
* indicates inherited values
=====
*A:SRU4>show>router>rsvp#
  
```

interface

Syntax

```
interface ip-int-name [statistics | aux-stats]
```

Context

```
[Tree] (clear>router>mpls interface)
```

Full Context

```
clear router mpls interface
```

Description

This command resets or clears statistics for MPLS interfaces.

Parameters

ip-int-name

Specifies an existing IP interface. If the string contains special characters (#, \$, spaces, and so on), the entire string must be enclosed within double quotes.

statistics

Clears only packet and octet counters, and only these of the default MPLS statistics.

aux-stats

Clears only packet and octet counters, and only these of the default auxiliary MPLS statistics.

Platforms

All

interface

Syntax

```
interface [ip-int-name] [statistics]
```

Context

[\[Tree\]](#) (clear>router>rsvp interface)

Full Context

```
clear router rsvp interface
```

Description

This command resets or clears statistics for an RSVP interface.

Parameters

ip-int-name

Specifies the IP interface to clear. If the string contains special characters (#, \$, spaces, and so on), the entire string must be enclosed within double quotes.

statistics

Clears only statistics.

Platforms

All

interface

Syntax

interface [**service** *service-id*] [**interface** *ip-int-name*] [**stats** { **rt-server** | **fcc-server**}]

interface [**service** *service-id*] [**interface** *ip-int-name*] **summary**

Context

[Tree] (show>video interface)

Full Context

show video interface

Description

This command displays video interface information.

Parameters

service *service-id*

Displays video interface information pertaining to the specified service ID.

Values 1 to 2148278317

svc-name — a string up to 64 characters.

interface *ip-int-name*

Displays video interface information pertaining to the specified interface.

stats

Displays video interface statistics.

Values **rt-server** — Displays video interface statistics for the RET server.

fcc-server — Displays video interface statistics for the FCC server.

Platforms

7450 ESS, 7750 SR-1, 7750 SR-7/12/12e, 7750 SR-1s, 7750 SR-2s, 7750 SR-7s, 7750 SR-14s

Output

The following is an example output for this command.

Sample Output

```
*A:Dut-C# show video interface
=====
Video interface
=====
Service Id      : 1
Name            : vi
Admin/Oper State : Up/Up                If Index      : 0
Video Group Id  : 1                Sap Id        : lag-201:5
Sessions        : 2000             Mcast Protocol : PIM
```



```

Address      : 10.3.3.3/32
Tx Failed Pkts : 0
SCTE30 TCP sess : 0
SD RT Svr State : Enabled
SD RT Requests : 0
SD RTP Pkts Req : 0
Tx SD Bytes   : 0
HD RT Svr State : Enabled
HD RT Requests : 0
HD RTP Pkts Req : 0
Tx HD Bytes   : 0
PIP RT Svr State : Enabled
PIP RT Requests : 0
PIP RTP Pkts Req : 0
Tx PIP Bytes  : 0
SD FCC Svr State : Enabled
SD FCC Requests : 0
Tx SD Bytes   : 0
SD FCC Replies : 0
HD FCC Svr State : Enabled
HD FCC Requests : 448820
Tx HD Bytes   : 17150845788
HD FCC Replies : 448820
PIP FCCSvr State : Enabled
PIP FCC Requests : 0
Tx PIP Bytes  : 0
PIP FCC Replies : 0
SCTE30 INIT sess : 0
SD Failed Req  : 0
SD RT Replies  : 0
Tx SD Packets  : 0
HD Failed Req  : 0
HD RT Replies  : 0
Tx HD Packets  : 0
PIP Failed Req : 0
PIP RT Replies : 0
Tx PIP Packets : 0
SD FCC Svr Mode : Burst
SD Failed Req  : 0
Tx SD Packets  : 0
HD FCC Svr Mode : Burst
HD Failed Req  : 0
Tx HD Packets  : 293148098
PIP FCC Svr Mode : Burst
PIP Failed Req  : 0
Tx PIP Pkts    : 0
-----
Interfaces : 1
=====
*A:Dut-C#
  
```

interface

Syntax

interface *ip-int-name* [**address** *ip-address*] [**rt-client**] [**rt-server**] [**fcc-server**] [**ad-insert**]

Context

[\[Tree\]](#) (clear>video>statistics>id interface)

Full Context

clear video statistics id interface

Description

This command clears video statistics for a particular channel.

Parameters

ip-int-name

Clears statistics for the specified interface.

address *ip-address*

Clears statistics for the specified IP address.

rt-client

Clears all RET client related statistics.

rt-server

Clears all RET server related statistics.

fcc-server

Clears all FCC server related statistics.

ad-insert

Clears all ad insert related statistics.

grp-address

Clears statistics for the specified channel group address.

source *srcAddr*

Clears statistics for the specified source address.

Platforms

7450 ESS, 7750 SR-1, 7750 SR-7/12/12e, 7750 SR-1s, 7750 SR-2s, 7750 SR-7s, 7750 SR-14s

interface

Syntax

interface [*ip-int-name* | *ipv6-address*] [**group**] [*grp-ipv6-address*] [**detail**]

Context

[\[Tree\]](#) (show>router>mld interface)

Full Context

show router mld interface

Description

This command displays MLD interface information.

Parameters

ip-int-name

Displays the information associated with the specified IPv6 interface name.

ipv6-address

Displays the information associated with the specified IPv6 address.

group *grp-ipv6-address*

Displays IPv6 multicast group address for which this entry contains information.

detail

Displays detailed IPv6 interface information along with the source group information learned on that interface.

Platforms

All

Output

The following is an example of MLD interface information. [Table 203: MLD Fields](#) displays MLD field descriptions.

Sample Output

```
*A:Dut-A# show router mld interface
=====
MLD Interfaces
=====
Interface          Adm  Oper  Cfg/Opr      Num Policy
  Querier              Version      Groups
-----
intf_to_ixia      Up   Up    2/2          5 none
  fe0:db8:4403:1ff:fe01:3
-----
Interfaces : 1
=====
*A:Dut-A#
```

Table 203: MLD Fields

Label	Description
Interface	The interfaces that participate in the MLD protocol.
Adm Admin Status	The administrative state for the MLD protocol on this interface.
Oper Oper Status	The current operational state of MLD protocol on the interface.
Querier	The address of the MLD querier on the IP subnet to which the interface is attached.
Querier Up Time	The time since the querier was last elected as querier.
Querier Expiry Timer	The time remaining before the querier ages out. If the querier is the local interface address, the value will be zero.
Cfg/Opr Version Admin/Oper version	Cfg — The configured version of MLD running on this interface. For MLD to function correctly, all routers on a LAN must be configured to run the same version of MLD on that LAN. Opr — The operational version of MLD running on this interface.
Num Groups	The number of multicast groups which have been learned by the router on the interface.
Policy	The policy that is to be applied on the interface.

Label	Description
Group Address	The IP multicast group address for which this entry contains information.

interface

Syntax

interface [*ip-int-name* | *mt-int-name* | *ip-address*] [**group** *grp-ip-address* | **source** *ip-address* [**type** {**starstarrp** | **starg** | **sg**}] [**detail**] [*family*]

Context

[\[Tree\]](#) (show>router>pim interface)

Full Context

show router pim interface

Description

This command displays PIM interface information and the (S,G)/(*,G)/(*, *, rp) state of the interface.

Parameters

ip-int-name

Displays interface information associated with the specified IP interface name.

mt-int-name

Displays Multicast Tunnel (MT) interface information for a VPRN.

Values <*vprn-id*>-mt-<*grp-ip-address*>

ip-address

Displays interface information associated with the specified IP address.

group *grp-ip-address*

Displays the IP multicast group address information for which this entry contains information.

source *ip-address*

Displays information about the source address for which this entry contains information.

If the type is **starg**, the value of this object is zero.

If the type is **starstarrp**, the value of this object is the address of the RP.

type

Displays information for the specified entry type.

Values **starstarrp**, **starg**, **sg**

detail

Displays detailed interface information.

family

Displays family information for the interface.

Values ipv4, ipv6

Platforms

All

Output

The following is an example of a PIM interface configuration. [Table 204: PIM Interface Fields](#) provides PIM interface field descriptions.

Sample Output

```
ALA-1# show router pim interface
=====
PIM Interfaces
=====
Interface                Admin Oper  DR           DR       Hello
                        State State          Priority Intvl
-----
system                   Up   Up    N/A          1         30
ip-10.1.7.1              Up   Up    10.1.7.7     5         30
ip-10.1.2.1              Up   Up    10.1.2.2     5         30
ip-10.111.1.1            Up   Up    10.111.1.1   5         30
-----
Interfaces : 4
=====
ALA-1#
ALA-1# show router pim interface ip-10.1.2.1 detail
=====
PIM Interface ip-10.1.2.1
=====
Interface                Admin Oper  DR           DR       Hello
                        State State          Priority Intvl
-----
ip-10.1.2.1              Up   Up    10.1.2.2     5         30
-----
PIM Group Source
-----
Group Address      : 239.101.0.5      Src Address       : 10.111.1.2
Interface          : ip-10.1.2.1     Type              : <S,G>
RP Address         : 239.200.200.4
Join Prune State   : Join           Expires           : 0d 00:03:00
Prune Pend Expires : N/A
Assert State       : No Info
-----
Interfaces : 1
=====
ALA-1#
ALA-1# show router pim interface group
=====
PIM Interface ip-10.1.7.1
=====
```

```

Interface                               Admin Oper  DR           DR      Hello
State State                            Priority Intvl
-----
ip-10.1.7.1                             Up    Up    10.1.7.7    5       30
-----
Group Address      Source Address    RP Address      Type      JP      Assert
-----
239.101.0.0       10.111.1.2       239.200.200.4  <S,G>    Join    No Info
239.101.0.1       10.111.1.2       239.200.200.4  <S,G>    Join    No Info
239.101.0.2       10.111.1.2       239.200.200.4  <S,G>    Join    No Info
239.101.0.3       10.111.1.2       239.200.200.4  <S,G>    Join    No Info
239.101.0.4       10.111.1.2       239.200.200.4  <S,G>    Join    No Info
239.101.0.6       10.111.1.2       239.200.200.4  <S,G>    Join    No Info
239.101.0.7       10.111.1.2       239.200.200.4  <S,G>    Join    No Info
239.101.0.8       10.111.1.2       239.200.200.4  <S,G>    Join    No Info
239.101.0.9       10.111.1.2       239.200.200.4  <S,G>    Join    No Info
=====
PIM Interface ip-10.1.2.1
=====
Interface                               Admin Oper  DR           DR      Hello
State State                            Priority Intvl
-----
ip-10.1.2.1                             Up    Up    10.1.2.2    5       30
-----
Group Address      Source Address    RP Address      Type      JP      Assert
-----
239.101.0.5       10.111.1.2       239.200.200.4  <S,G>    Join    No Info
=====
PIM Interface ip-10.111.1.1
=====
Interface                               Admin Oper  DR           DR      Hello
State State                            Priority Intvl
-----
ip-10.111.1.1    Up    Up    10.111.1.1  5       30
-----
Group Address      Source Address    RP Address      Type      JP      Assert
-----
239.102.0.0       *                239.200.200.4  <*,G>    Join    No Info
239.102.0.1       *                239.200.200.4  <*,G>    Join    No Info
239.102.0.2       *                239.200.200.4  <*,G>    Join    No Info
239.102.0.3       *                239.200.200.4  <*,G>    Join    No Info
239.102.0.4       *                239.200.200.4  <*,G>    Join    No Info
239.102.0.5       *                239.200.200.4  <*,G>    Join    No Info
239.102.0.6       *                239.200.200.4  <*,G>    Join    No Info
239.102.0.7       *                239.200.200.4  <*,G>    Join    No Info
239.102.0.8       *                239.200.200.4  <*,G>    Join    No Info
239.102.0.9       *                239.200.200.4  <*,G>    Join    No Info
-----
Interfaces : 3
=====
ALA-1#
=====
ALA-1# show router pim interface group 239.102.0.0 detail
=====
PIM Interface ip-10.111.1.1
=====
Interface                               Admin Oper  DR           DR      Hello
State State                            Priority Intvl
-----
ip-10.111.1.1    Up    Up    10.111.1.1  5       30
-----
PIM Group Source
-----
Group Address      : 239.102.0.0      Src Address        : *
  
```

```

Interface      : ip-10.111.1.1      Type      : <*,G>
RP Address     : 239.200.200.4

Join Prune State : Join          Expires      : 0d 00:02:05
Prune Pend Expires : N/A

Assert State    : No Info
-----
Interfaces : 1
=====
ALA-1#

ALA-1# show router pim interface type starg
=====
PIM Interface ip-10.111.1.1
=====
Interface              Admin Oper  DR          DR      Hello
                       State State  Address    Priority Intvl
-----
ip-10.111.1.1          Up    Up    10.111.1.1  5       30
-----
Group Address    Source Address  RP Address    Type    JP    Assert
-----
239.102.0.0     *              239.200.200.4 <*,G>  Join  No Info
239.102.0.1     *              239.200.200.4 <*,G>  Join  No Info
239.102.0.2     *              239.200.200.4 <*,G>  Join  No Info
239.102.0.3     *              239.200.200.4 <*,G>  Join  No Info
239.102.0.4     *              239.200.200.4 <*,G>  Join  No Info
239.102.0.5     *              239.200.200.4 <*,G>  Join  No Info
239.102.0.6     *              239.200.200.4 <*,G>  Join  No Info
239.102.0.7     *              239.200.200.4 <*,G>  Join  No Info
239.102.0.8     *              239.200.200.4 <*,G>  Join  No Info
239.102.0.9     *              239.200.200.4 <*,G>  Join  No Info
-----
Interfaces : 1
=====
ALA-1#

A:SetupCLI# show router pim interface detail
=====
PIM Interface ipv4 toRemoteSite_1001
=====
Admin Status      : Up          Oper Status      : Up
IPv4 Admin Status : Up          IPv4 Oper Status : Up
DR                : 10.1.1.5
Oper DR Priority   : 5
OperGroup         : vrrpl_1      OprGrp Active oper : set
Cfg OprGrp Priority: 255
BSM RA Check      : Disabled      Cfg DR Priority   : 1
Hello Interval    : 30          Time for next hello: 0d 00:00:03
Multicast Senders : auto         Hello Multiplier  : 35
J/P Tracking Admin : Disabled     J/P Tracking Oper : Disabled
Auto-created      : No          Improved Assert   : Enabled
Sticky-DR         : Disabled     Sticky-DR Priority : N/A
Max Groups Allowed : 0          Max Groups Till Now: 0
Num Groups        : 0          Bfd enabled       : No
Three-way Hello   : 0          Assert-Period     : No
Instant Prune Echo : Disabled     P2MP LDP Tree Join : Disabled
MCAC Policy Name  : 0          MCAC Const Adm St : Enable
MCAC Max Unconst BW: no limit  MCAC Max Mand BW  : no limit
MCAC In use Mand BW: 0         MCAC Avail Mand BW : unlimited
MCAC In use Opnl BW: 0        MCAC Avail Opnl BW : unlimited
Use LAG port weight: no
MCAC If-Policy Name:
  
```

```
-----
Interfaces : 1 Tunnel-Interfaces : 0
=====
```

Table 204: PIM Interface Fields

Label	Description
Admin State	The administrative state for PIM protocol on this interface
Oper State	The current operational state of PIM protocol on this interface
DR	The designated router on this PIM interface
DR Priority	The priority value sent in PIM Hello messages and that is used by routers to elect the designated router (DR).
Hello Intvl	The frequency at which PIM Hello messages are transmitted on this interface
OperGroup	The OperGroup name associated with the PIM interface
OprGrp Active oper	The OperGroup operation (add, set, subtract) to the DR priority
Cfg OprGrp Priority	The configured OperGroup DR priority

interface

Syntax

interface [*ip-int-name*]

Context

[Tree] (show>cflowd interface)

Full Context

show cflowd interface

Description

Displays the administrative and operational status of the interfaces with cflowd enabled.

Parameters

ip-int-name

Displays information only for the IP interface with the specified name.

Default all interfaces with cflowd enabled

Platforms

All

Output

The following output is an example of cflowd interface information, and [Table 205: Show cflowd Interface Output Fields](#) describes the output fields.

Table 205: Show cflowd Interface Output Fields

Label	Description
Interface	Displays the physical port identifier
IPv4 Address	Displays the primary IPv4 address for the associated IP interface
IPv6 Address	Displays the primary IPv6 address for the associated IP interface
Router	Displays the virtual router index (Base = 0)
IF Index	Displays the Global IP interface index
Mode	Displays the cflowd sampling type and direction intf — Interface based sampling acl — ACL based sampling ingr — Ingress sampling egr — Egress sampling both — Both ingress and egress sampling
Admin	Displays the administrative state of the interface
Opr-IPv4	Displays the operational state for IPv4 sampling
Opr-IPv6	Displays the operational state for IPv6 sampling

Sample Output

```

B:sr-002# show cflowd interface [ip-addr | ip-int-name]
=====
Cflowd Interfaces
=====
Interface          Router    IF Index  Mode      Admin
IPv4 Address      Oper IPv4
IPv6 Address      Oper IPv6
-----
ip4ip6NamedIf     Base     381      intf/ing  Up
  5.5.5.5/24      Up
  55::55/128      Up
ip4NamedIf        5        254      acl-egr   Up
  10.10.10.10/24 Up
  N/A             Down
ip6NamedIf        Base     380      i/f-both Up
  N/A             Down
  2001:db8::9/128 Up
=====

```

```

Interfaces : 3
=====

B:sr-002# show cflowd interface 11.10.1.2
=====
Cflowd Interfaces
=====
Interface: To_Sr1
IP address: 11.10.1.2/24
Admin/Oper state: Up/Up
Sampling Mode: (ingress | egress | both)
Total Flows seen: 1302000
Pkts sampled (ingress/egress) : 60103/70102
Bytes sampled (ingress/egress) : 6010300/7010200
Active flows (ingress/egress) : 6010/7010

B:sr-002# show cflowd interface
=====
Cflowd Interfaces
=====
Interface                IP Address           Mode                Admin  Oper
-----
To_Sr1                   1.10.1.2/24         Interface           Up     Up
To_C2                    1.12.1.2/24         Interface           Up     Up
To_Cisco_7600            1.13.1.2/24         Interface           Up     Up
To_E                     1.11.1.2/24         Interface           Up     Up
To_G2                    150.153.1.1/24      Interface           Up     Up
To_Sr1_Sonet             150.140.1.2/24      Interface           Up     Down
Main                     120.1.1.1/24        Filter              Down   Down
New                      120.2.1.1/24        Filter              Up     Up
-----
Interfaces : 8
=====
B:sr12-002#
  
```

interface

Syntax

interface [*interface-name*] [*family*]

interface [*interface-name*] **detail**

interface summary

Context

[\[Tree\]](#) (show>router>bfd interface)

Full Context

show router bfd interface

Description

This command displays interface information.

Parameters

interface-name

Specifies the interface name.

family

Specifies whether IPv4 or IPv6 routes are displayed.

detail

Displays detailed interface information.

summary

Displays summary interface information for the router.

Platforms

All

Output

The following output is an example of BFD interface information, and [Table 206: BFD Interface Fields](#) describes the fields.

Sample Output

```
*A:Dut-B# show router bfd interface
=====
BFD Interface
=====
Interface name           Tx Interval    Rx Interval    Multiplier
-----
port-1-1                 500            500            3
port-1-1                 10             10             3
port-1-2                 500            500            3
port-1-2                 10             10             3
port-1-3                 500            500            3
port-1-3                 10             10             3
port-1-4                 500            500            3
port-1-4                 10             10             3
port-1-5                 500            500            3
...
=====
```

Table 206: BFD Interface Fields

Label	Description
TX Interval	Displays the interval, in milliseconds, between the transmitted BFD messages to maintain the session
RX Interval	Displays the expected interval, in milliseconds, between the received BFD messages to maintain the session
Multiplier	Displays the integer used by BFD to declare when the neighbor is down

interface

Syntax

interface [*interface-name*]

Context

[\[Tree\]](#) (show>router>icmp interface)

[\[Tree\]](#) (show>router>icmp6 interface)

Full Context

show router icmp interface

show router icmp6 interface

Description

This command displays interface ICMP and ICMP6 statistics.

Parameters

interface-name

Only displays entries associated with the specified IP interface name.

Platforms

All

Output

The following output is an example of ICMPv6 interface statistics, and [Table 207: ICMP6 Interface Fields](#) describes the fields.

Sample Output

```
B:CORE2# show router icmp6 interface net1_1_2
=====
Interface ICMPV6 Stats
=====
Interface "net1_1_2"
-----
Received
Total                : 41          Errors                : 0
Destination Unreachable : 0          Redirects             : 0
Time Exceeded         : 0          Pkt Too Big          : 0
Echo Request          : 0          Echo Reply            : 0
Router Solicits       : 0          Router Advertisements : 0
Neighbor Solicits     : 20         Neighbor Advertisements : 21
-----
Sent
Total                : 47          Errors                : 0
Destination Unreachable : 0          Redirects             : 0
Time Exceeded         : 0          Pkt Too Big          : 0
Echo Request          : 0          Echo Reply            : 0
Router Solicits       : 0          Router Advertisements : 0
Neighbor Solicits     : 27         Neighbor Advertisements : 20
=====
```

B: CORE2#

Table 207: ICMP6 Interface Fields

Label	Description
Total	The total number of all messages
Destination Unreachable	The number of message that did not reach the destination
Time Exceeded	The number of messages that exceeded the time threshold
Echo Request	The number of echo requests
Router Solicits	The number of times the local router was solicited
Neighbor Solicits	The number of times the neighbor router was solicited
Errors	The number of error messages
Redirects	The number of packet redirects
Pkt Too big	The number of packets that exceed appropriate size
Echo Reply	The number of echo replies
Router Advertisements	The number of times the router advertised its location
Neighbor Advertisements	The number of times the neighbor router advertised its location

interface

Syntax

interface [*ip-int-name* | *ip-address*] [**detail**]

Context

[\[Tree\]](#) (show>router>isis interface)

Full Context

show router isis interface

Description

This command displays IS-IS interface information. When no *ip-addr* or the *ip-int-name* is specified, all interfaces are listed.

Parameters

ip-address

Only displays the interface information associated with the specified IP address.

- Values**
- ipv4-address
 - a.b.c.d (host bits must be 0)
 - ipv6-address
 - x:x:x:x:x:x (eight 16-bit pieces)
 - x:x:x:x:x:d.d.d.d
 - x: [0 to FFFF]H
 - d: [0 to 255]D

ip-int-name

Only displays the interface information associated with the specified IP interface name.

detail

All output is displayed in the detailed format.

Platforms

All

Output

The following outputs are examples of IS-IS interface information, and [Table 208: IS-IS Interface Output Fields](#) describes the output fields.

Sample Output

```
*A:Dut-C# show router isis interface
=====
Rtr Base ISIS Instance 0 Interfaces
=====
Interface                               Level CircID  Oper   L1/L2 Metric  Type
                               State
-----
To_PE1                                 L1L2  2      Down    0/0          bcst
-----
Interfaces : 1
=====
```

Sample Output

```
A:Dut-A# show router isis 0 interface detail
=====
Rtr Base ISIS Instance 0 Interfaces (detail)
=====
-----
Interface       : Loopback0                Level Capability: L1L2
Oper State      : Up                      Admin State     : Up
Auth Keychain   : Disabled
Auth Type       : None                    Auth State      : Enabled
Circuit Id      : 2                      Retransmit Int. : 5
Type            : Pt-to-Pt                 LSP Pacing Int. : 100
Oper Type       : Pt-to-Pt                 CSNP Int.       : 10
-----
```

```

Mesh Group      : Inactive          BER           : none
LFA NH Template : None              Bfd Enabled   : No
Topology        : IPv4-Unicast, IPv6-Unicast, IPv4-Multicast, IPv6-Multicast
Te Metric       : 0                Te State      : Down
Admin Groups    : None
Ldp Sync        : outOfService     Ldp Sync Wait : Disabled
Ldp Timer State : Disabled          Ldp Tm Left   : 0
Route Tag       : None              LFA           : Included
Default Instance: N/A              Load Bal Weight : None
Hello Padding   : Disabled
IPv4 Node SID   : Index 1           IPv6 Node SID  : none
Flex Algo       : 128
  IPv4 Node SID : Index 11          IPv6 Node SID  : None
  Level         : 1                 Adjacencies    : 0
  Auth Keychain : Disabled
  Auth Type     : None              Metric         : 0
  Hello Timer   : 9                 IPv6-Ucast-Met : 0
  Priority      : 64                 IPv6-Mcast-Met : 0
  Passive       : Yes               IPv4-Mcast-Met : 0
  SD-Offset     : 0                 SF-Offset     : 0
  Hello Mult.   : 3                 LSP Tx Q Count : 0
  Hello Padding : Disabled
  Level        : 2
  Auth Keychain : Disabled
  Auth Type     : None              Metric         : 0
  Hello Timer   : 9                 IPv6-Ucast-Met : 0
  Priority      : 64                 IPv6-Mcast-Met : 0
  Passive       : Yes               IPv4-Mcast-Met : 0
  SD-Offset     : 0                 SF-Offset     : 0
  Hello Mult.   : 3                 LSP Tx Q Count : 0
  Hello Padding : Disabled
  
```

```

-----
Interface       : To_B              Level Capability: L2
Oper State      : Up                Admin State     : Up
Auth Keychain   : Disabled
Auth Type       : None              Auth State      : Enabled
Circuit Id      : 3                 Retransmit Int. : 5
Type            : Pt-to-Pt          LSP Pacing Int. : 100
Oper Type       : Pt-to-Pt          CSNP Int.       : 10
Mesh Group      : Inactive          BER             : none
LFA NH Template : None              Bfd Enabled     : No
Topology        : IPv4-Unicast, IPv6-Unicast, IPv4-Multicast, IPv6-Multicast
Te Metric       : 0                Te State        : Down
Admin Groups    : None
Ldp Sync        : outOfService     Ldp Sync Wait   : Disabled
Ldp Timer State : Disabled          Ldp Tm Left     : 0
Route Tag       : None              LFA             : Included
Default Instance: N/A              Load Bal Weight : None
Hello Padding   : Disabled
  Level         : 2                 Adjacencies     : 1
  Auth Keychain : Disabled
  Auth Type     : None              Metric          : 10
  Hello Timer   : 9                 IPv6-Ucast-Met : 10
  Priority      : 64                 IPv6-Mcast-Met : 10
  Passive       : No                 IPv4-Mcast-Met : 10
  SD-Offset     : 0                 SF-Offset      : 0
  Hello Mult.   : 3                 LSP Tx Q Count : 0
  Hello Padding : Disabled
  
```

```

-----
Interface       : To_C              Level Capability: L2
Oper State      : Up                Admin State     : Up
Auth Keychain   : Disabled
Auth Type       : None              Auth State      : Enabled
Circuit Id      : 4                 Retransmit Int. : 5
  
```

```

Type           : Pt-to-Pt           LSP Pacing Int. : 100
Oper Type      : Pt-to-Pt           CSNP Int.       : 10
Mesh Group     : Inactive           BER              : none
LFA NH Template : None              Bfd Enabled     : No
Topology       : IPv4-Unicast, IPv6-Unicast, IPv4-Multicast, IPv6-Multicast
Te Metric      : 0                  Te State        : Down
Admin Groups   : None
Ldp Sync       : outOfService       Ldp Sync Wait   : Disabled
Ldp Timer State : Disabled           Ldp Tm Left    : 0
Route Tag      : None               LFA             : Included
Default Instance: N/A              Load Bal Weight : None
Hello Padding  : Disabled
Level         : 2                    Adjacencies     : 1
  Auth Keychain : Disabled
  Auth Type     : None               Metric          : 10
  Hello Timer   : 9                  IPv6-Ucast-Met : 10
  Priority      : 64                  IPv6-Mcast-Met : 10
  Passive      : No                   IPv4-Mcast-Met : 10
  SD-Offset    : 0                   SF-Offset      : 0
  Hello Mult.  : 3                    LSP Tx Q Count : 0
  Hello Padding : Disabled
=====
A:Dut-A#
  
```

Sample Output

```

A:Dut-C# show router isis interface "Loopback0" detail
=====
Rtr Base ISIS Instance 0 Interfaces (detail)
=====
-----
Interface      : Loopback0           Level Capability: L1L2
Oper State     : Up                  Admin State      : Up
Auth Keychain  : Disabled
Auth Type      : None                Auth State       : Enabled
Circuit Id     : 2                   Retransmit Int. : 5
Type           : Pt-to-Pt           LSP Pacing Int. : 100
Oper Type      : Pt-to-Pt           CSNP Int.       : 10
Mesh Group     : Inactive           BER              : none
LFA NH Template : None              Bfd Enabled     : No
Topology       : IPv4-Unicast, IPv6-Unicast, IPv4-Multicast, IPv6-Multicast
Te Metric      : 0                  Te State        : Down
Admin Groups   : None
Ldp Sync       : outOfService       Ldp Sync Wait   : Disabled
Ldp Timer State : Disabled           Ldp Tm Left    : 0
Route Tag      : None               LFA             : Included
Default Instance: N/A              Load Bal Weight : None
Hello Padding  : Disabled
IPv4 Node SID  : Index 3             IPv6 Node SID   : none
IPv4 shared SID : <Yes/No>           IPv6 shared SID : <Yes/No>
Level         : 1                    Adjacencies     : 0
  Auth Keychain : Disabled
  Auth Type     : None                Metric          : 0
  Hello Timer   : 9                  IPv6-Ucast-Met : 0
  Priority      : 64                  IPv6-Mcast-Met : 0
  Passive      : Yes                   IPv4-Mcast-Met : 0
  SD-Offset    : 0                   SF-Offset      : 0
  Hello Mult.  : 3                    LSP Tx Q Count : 0
  Hello Padding : Disabled
Level         : 2                    Adjacencies     : 0
  Auth Keychain : Disabled
  Auth Type     : None                Metric          : 0
  Hello Timer   : 9                  IPv6-Ucast-Met : 0
  
```



```

Priority      : 64
Passive      : Yes
SD-Offset    : 0
Hello Mult.  : 3
Hello Padding : Disabled
IPv6-Mcast-Met : 0
IPv4-Mcast-Met : 0
SF-Offset    : 0
LSP Tx Q Count : 0
=====
A:Dut-C#
    
```

Table 208: IS-IS Interface Output Fields

Label	Description
Interface	The interface name
Level Capability	Specifies the interface level (1, 2, or 1 and 2)
Circuit Id	Specifies the circuit identifier
Oper State	Up — The interface is operationally up Down — The interface is operationally down
Metric	Interface metric for Level 1 and Level 2, if none are set to 0
Type	p2p — The operational interface type is point-to-point bcst — The operational interface type is broadcast

interface

Syntax

```

interface [ip-int-name | ip-address ][ detail]
interface [area area-id] [detail]
interface [ip-int-name | ip-address] database [ detail]
    
```

Context

[\[Tree\]](#) (show>router>ospf interface)

Full Context

```
show router ospf interface
```

Description

This command displays the details of the OSPF interface identifiable by the IP address or IP interface name. When neither is specified, all in-service interfaces are displayed.

The **detail** option generates large volumes of data. Nokia recommends using the **detail** keyword only when requesting a specific interface.

Parameters

ip-int-name

Displays only the interface identified by this interface name, up to a maximum of 32 characters.

ip-address

Displays only the interface identified by this IPv4 address.

Values ipv4-address:
 • a.b.c.d

area area-id

Displays all interfaces configured in this area.

Values ip-address — a.b.c.d
 area — 0 to 4294967295

detail

Displays detailed information for the interface.

database

Displays database information for the interface.

Platforms

All

Output

The following outputs are examples of OSPF interface information, and the associated tables describe the output fields.

Sample Output

```
*A:Dut-C# show router ospf interface "system"
=====
Rtr Base OSPFv2 Instance 0 Interface "system"
=====
If Name          Area Id          Designated Rtr  Bkup Desig Rtr  Adm Oper
-----
system           0.0.0.0          10.20.1.3       0.0.0.0         Up   DR
-----
No. of OSPF Interfaces: 1
=====

*A:Dut-C# show router ospf interface "system" detail
=====
Rtr Base OSPFv2 Instance 0 Interface "system" (detail)
=====
-----
Configuration
-----
IP Address       : 10.20.1.3
node sid index   : 33
Area Id          : 0.0.0.0          Priority         : 1
Hello Intrvl    : 5 sec           Rtr Dead Intrvl : 15 sec
Retrans Intrvl  : 5 sec           Poll Intrvl     : 120 sec
Cfg Metric      : 0             Advert Subnet   : True
Transit Delay   : 1             Cfg IF Type     : None
Passive         : True          Cfg MTU         : 0
LSA-filter-out  : None          Adv Rtr Capab   : Yes
```

```

LFA           : Include           LFA NH Template :
RIB-priority  : None
Auth Type    : None
-----
State
-----
Admin Status  : Enabled           Oper State      : Designated Rtr
Designated Rtr : 10.20.1.3       Backup Desig Rtr : 0.0.0.0
IF Type      : Broadcast        Network Type    : Stub
Oper MTU     : 1500             Last Enabled    : 05/27/2015 08:35:53
Oper Metric  : 0                Bfd Enabled     : No
Te Metric    : 0                Te State       : Down
Admin Groups : None
Ldp Sync     : outOfService     Ldp Sync Wait  : Disabled
Ldp Timer State : Disabled       Ldp Tm Left    : 0
-----
Statistics
-----
Nbr Count    : 0                If Events      : 4
Tot Rx Packets : 0              Tot Tx Packets : 0
Rx Hellos    : 0                Tx Hellos      : 0
Rx DBDs     : 0                Tx DBDs        : 0
Rx LSRs     : 0                Tx LSRs        : 0
Rx LSUs     : 0                Tx LSUs        : 0
Rx LS Acks  : 0                Tx LS Acks     : 0
Retransmits : 0                Discards       : 0
Bad Networks : 0              Bad Virt Links : 0
Bad Areas   : 0                Bad Dest Adtrs : 0
Bad Auth Types : 0            Auth Failures  : 0
Bad Neighbors : 0             Bad Pkt Types  : 0
Bad Lengths : 0                Bad Hello Int. : 0
Bad Dead Int. : 0             Bad Options    : 0
Bad Versions : 0                Bad Checksums  : 0
LSA Count    : 0                LSA Checksum   : 0x0
=====
*A:Dut-C#
*A:Dut-C# show router ospf 1 interface "DUTC_TO_DUTB.1.0"
=====
Rtr Base OSPFv2 Instance 1 Interface "DUTC_TO_DUTB.1.0"
=====
If Name          Area Id          Designated Rtr  Bkup Desig Rtr  Adm  Oper
-----
DUTC_TO_DUTB.1.0  0.0.0.0         0.0.0.0        0.0.0.0         Up   PToP
-----
No. of OSPF Interfaces: 1
=====
*A:Dut-C# show router ospf 1 interface "DUTC_TO_DUTB.1.0" detail
=====
Rtr Base OSPFv2 Instance 1 Interface "DUTC_TO_DUTB.1.0" (detail)
=====
Configuration
-----
IP Address      : 1.0.23.3
Area Id        : 0.0.0.0          Priority        : 1
Hello Intrvl   : 2 sec          Rtr Dead Intrvl : 10 sec
Retrans Intrvl : 5 sec          Poll Intrvl    : 120 sec
Cfg Metric     : 7000           Advert Subnet  : True
Transit Delay  : 1              Cfg IF Type    : Point To Point
Passive        : False          Cfg MTU        : 0
LSA-filter-out : None            Adv Rtr Capab  : Yes
LFA           : Include           LFA NH Template : template1
  
```

```

Auth Type      : None
-----
State
-----
Admin Status   : Enabled           Oper State     : Point To Point
Designated Rtr : 0.0.0.0                 Backup Desig Rtr : 0.0.0.0
IF Type        : Point To Point   Network Type    : Transit
Oper MTU       : 1500             Last Enabled    : 01/14/2014 14:33:07
Oper Metric    : 7000             Bfd Enabled     : No
Te Metric      : 7000             Te State        : Down
Admin Groups   : None
Ldp Sync       : outOfService     Ldp Sync Wait   : Disabled
Ldp Timer State : Disabled         Ldp Tm Left     : 0
-----
Statistics
-----
Nbr Count      : 1                If Events       : 1
Tot Rx Packets : 603              Tot Tx Packets  : 602
Rx Hellos      : 576              Tx Hellos       : 577
Rx DBDs        : 3                Tx DBDs         : 2
Rx LSRs        : 0                Tx LSRs         : 1
Rx LSUs        : 15              Tx LSUs         : 16
Rx LS Acks     : 9                Tx LS Acks      : 6
Retransmits    : 2                Discards        : 2
Bad Networks   : 0                Bad Virt Links  : 0
Bad Areas      : 0                Bad Dest Addrs  : 0
Bad Auth Types : 0                Auth Failures   : 0
Bad Neighbors  : 0                Bad Pkt Types   : 0
Bad Lengths    : 0                Bad Hello Int.  : 1
Bad Dead Int.  : 1                Bad Options     : 0
Bad Versions   : 0                Bad Checksums   : 0
LSA Count      : 0                LSA Checksum    : 0x0
=====
*A:Dut-C#

A:SetupCLI# show router ospf 1 interface "ip_if_1" detail
=====
Rtr Base OSPFv2 Instance 1 Interface "ip_if_1" (detail)
=====
-----
Configuration
-----
IP Address     : 10.10.1.1
Area Id        : 0.0.0.0           Priority        : 10
Hello Intrvl   : 9 sec             Rtr Dead Intrvl : 45 sec
Retrans Intrvl : 10 sec            Poll Intrvl     : 120 sec
Cfg Metric     : 11                Advert Subnet   : True
Transit Delay  : 2                 Auth Type       : MD5
Passive        : False             Cfg MTU         : 9198
LFA            : Exclude
IPsec InStatSA :                    IPsec OutStatSA :
IPsec InStatSATmp:
-----
State
-----
Admin Status   : Enabled           Oper State     : Down
Designated Rtr : 0.0.0.0                 Backup Desig Rtr : 0.0.0.0
IF Type        : Secondary          Network Type    : Stub
Oper MTU       : 1576                Last Enabled    : Never
Oper Metric    : 11                  Bfd Enabled     : No
Te Metric      : 16777215            Te State        : Down
Admin Groups   : None
Ldp Sync       : outOfService     Ldp Sync Wait   : Disabled
Ldp Timer State : Disabled         Ldp Tm Left     : 0
  
```

```

-----
Statistics
-----
Nbr Count      : 0                If Events      : 0
Tot Rx Packets : 0                Tot Tx Packets : 0
Rx Hellos      : 0                Tx Hellos      : 0
Rx DBDs        : 0                Tx DBDs        : 0
Rx LSRs        : 0                Tx LSRs        : 0
Rx LSUs        : 0                Tx LSUs        : 0
Rx LS Acks     : 0                Tx LS Acks     : 0
Retransmits    : 0                Discards       : 0
Bad Networks   : 0                Bad Virt Links : 0
Bad Areas      : 0                Bad Dest Adrs  : 0
Bad Auth Types : 0                Auth Failures  : 0
Bad Neighbors  : 0                Bad Pkt Types  : 0
Bad Lengths    : 0                Bad Hello Int. : 0
Bad Dead Int.  : 0                Bad Options    : 0
Bad Versions   : 0                Bad Checksums  : 0
LSA Count      : 0                LSA Checksum   : 0x0
-----

Configuration
-----
IP Address      : 10.10.1.1
Area Id         : 1.1.1.1          Priority        : 10
Hello Intrvl   : 9 sec           Rtr Dead Intrvl : 45 sec
Retrans Intrvl : 10 sec          Poll Intrvl    : 120 sec
Cfg Metric     : 11              Advert Subnet   : False
Transit Delay  : 2               Auth Type      : MD5
Passive        : False           Cfg MTU        : 9198
LFA            : Exclude
IPsec InStatSA :                  IPsec OutStatSA :
IPsec InStatSATmp:
-----

State
-----
Admin Status    : Enabled          Oper State     : Down
Designated Rtr : 0.0.0.0           Backup Desig Rtr : 0.0.0.0
IF Type        : Point To Point  Network Type    : Stub
Oper MTU       : 1576           Last Enabled    : Never
Oper Metric     : 11             Bfd Enabled     : No
Te Metric      : 16777215       Te State        : Down
Admin Groups    : None
Ldp Sync       : outOfService    Ldp Sync Wait   : Disabled
Ldp Timer State : Disabled        Ldp Tm Left     : 0
-----

Statistics
-----
Nbr Count      : 0                If Events      : 0
Tot Rx Packets : 0                Tot Tx Packets : 0
Rx Hellos      : 0                Tx Hellos      : 0
Rx DBDs        : 0                Tx DBDs        : 0
Rx LSRs        : 0                Tx LSRs        : 0
Rx LSUs        : 0                Tx LSUs        : 0
Rx LS Acks     : 0                Tx LS Acks     : 0
Retransmits    : 0                Discards       : 0
Bad Networks   : 0                Bad Virt Links : 0
Bad Areas      : 0                Bad Dest Adrs  : 0
Bad Auth Types : 0                Auth Failures  : 0
Bad Neighbors  : 0                Bad Pkt Types  : 0
Bad Lengths    : 0                Bad Hello Int. : 0
Bad Dead Int.  : 0                Bad Options    : 0
Bad Versions   : 0                Bad Checksums  : 0
LSA Count      : 0                LSA Checksum   : 0x0
=====
  
```

```

A:SetupCLI#

A:SetupCLI# show router ospf 1 interface area 1.1.1.1 detail
=====
Rtr Base OSPFv2 Instance 1 Interfaces in area 1.1.1.1 (detail)
=====
-----
Interface : ip_if_1
-----
IP Address       : 10.10.1.1
Area Id          : 1.1.1.1           Priority       : 10
Hello Intrvl    : 9 sec             Rtr Dead Intrvl : 45 sec
Retrans Intrvl  : 10 sec            Poll Intrvl    : 120 sec
Cfg Metric      : 11                Advert Subnet   : False
Transit Delay   : 2                 Auth Type      : MD5
Passive         : False              Cfg MTU        : 9198
LFA             : Exclude
IPsec InStatSA :                     IPsec OutStatSA :
IPsec InStatSA tmp:
Admin Status    : Enabled            Oper State     : Down
Designated Rtr : 0.0.0.0             Backup Desig Rtr : 0.0.0.0
IF Type         : Point To Point     Network Type   : Stub
Oper MTU        : 1576               Last Enabled   : Never
Oper Metric     : 11                 Bfd Enabled    : No
Te Metric       : 16777215           Te State      : Down
Admin Groups    : None
Ldp Sync        : outOfService       Ldp Sync Wait  : Disabled
Ldp Timer State : Disabled           Ldp Tm Left    : 0
Nbr Count       : 0                  If Events      : 0
Tot Rx Packets  : 0                  Tot Tx Packets : 0
Rx Hellos       : 0                  Tx Hellos      : 0
Rx DBDs         : 0                  Tx DBDs        : 0
Rx LSRs         : 0                  Tx LSRs        : 0
Rx LSUs         : 0                  Tx LSUs        : 0
Rx LS Acks      : 0                  Tx LS Acks     : 0
Retransmits    : 0                  Discards       : 0
Bad Networks    : 0                  Bad Virt Links : 0
Bad Areas       : 0                  Bad Dest Adrs  : 0
Bad Auth Types  : 0                  Auth Failures  : 0
Bad Neighbors   : 0                  Bad Pkt Types  : 0
Bad Lengths     : 0                  Bad Hello Int. : 0
Bad Dead Int.   : 0                  Bad Options    : 0
Bad Versions    : 0                  Bad Checksums  : 0
LSA Count       : 0                  LSA Checksum   : 0x0
=====

A:SetupCLI#

A:SetupCLI# show router ospf 1 interface detail
=====
Rtr Base OSPFv2 Instance 1 Interfaces (detail)
=====
-----
Interface : system
-----
IP Address       : 9.1.255.255
Area Id          : 0.0.0.0           Priority       : 1
Hello Intrvl    : 10 sec            Rtr Dead Intrvl : 40 sec
Retrans Intrvl  : 5 sec            Poll Intrvl    : 120 sec
Cfg Metric      : 0                 Advert Subnet   : True
Transit Delay   : 1                 Auth Type      : None
Passive         : True              Cfg MTU        : 0
Admin Status    : Enabled            Oper State     : Designated Rtr
Designated Rtr  : 2.2.2.2             Backup Desig Rtr : 0.0.0.0
IF Type         : Broadcast           Network Type   : Transit
  
```

```

Oper MTU      : 1500      Last Enabled   : 05/14/2006 09:16:26
Oper Metric   : 0        Bfd Enabled   : No
Nbr Count    : 0        If Events     : 5
Tot Rx Packets : 0      Tot Tx Packets : 0
Rx Hellos    : 0        Tx Hellos     : 0
Rx DBDs      : 0        Tx DBDs       : 0
Rx LSRs      : 0        Tx LSRs       : 0
Rx LSUs      : 0        Tx LSUs       : 0
Rx LS Acks   : 0        Tx LS Acks    : 0
Retransmits  : 0        Discards      : 0
Bad Networks : 0        Bad Virt Links : 0
Bad Areas    : 0        Bad Dest Adrs : 0
Bad Auth Types : 0     Auth Failures : 0
Bad Neighbors : 0     Bad Pkt Types  : 0
Bad Lengths  : 0        Bad Hello Int. : 0
Bad Dead Int. : 0      Bad Options    : 0
Bad Versions  : 0      Bad Checksums  : 0
LSA Count    : 0        LSA Checksum   : 0x0
-----
Interface : sender
-----
IP Address    : 11.1.1.1
Area Id       : 0.0.0.0      Priority       : 1
Hello Intrvl  : 10 sec      Rtr Dead Intrvl : 40 sec
Retrans Intrvl : 5 sec      Poll Intrvl    : 120 sec
Cfg Metric    : 0          Advert Subnet   : True
Transit Delay : 1          Auth Type      : None
Passive       : False      Cfg MTU        : 0
=====
A:SetupCLI#
  
```

Table 209: OSPF Interface Output Fields

Label	Description
If Name	The interface name.
Area Id	A 32-bit integer uniquely identifying the area to which this interface is connected. Area ID 0.0.0.0 is used for the OSPF backbone.
D Rtr Id	The IP Interface address of the router identified as the Designated Router for the network in which this interface is configured. Set to 0.0.0.0 if there is no Designated router.
BD Rtr Id	The IP Interface address of the router identified as the Backup Designated Router for the network in which this interface is configured. Set to 0.0.0.0 if there is no Backup Designated router.
Adm	Dn — OSPF on this interface is administratively shut down.
	Up — OSPF on this interface is administratively enabled.
Opr	Down — This is the initial interface state. In this state, the lower-level protocols have indicated that the interface is unusable.
	Wait — The router is trying to determine the identity of the (Backup) Designated router for the network.

Label	Description
	<p>PToP — The interface is operational, and connects either to a physical point-to-point network or to a virtual link.</p> <p>DR — This router is the Designated Router for this network.</p> <p>BDR — This router is the backup Designated Router for this network.</p> <p>ODR — The interface is operational and part of a broadcast or NBMA network on which another router has been selected to be the Designated Router.</p>
No. of OSPF Interfaces	The number of interfaces listed.

Sample Output (OSPF Detailed)

```

show router ospf interface "toB" detail
=====
Rtr Base OSPFv2 Instance 0 Interface "toB" (detail)
=====
-----
Configuration
-----
IP Address       : 1.2.3.3
Area Id         : 0.0.0.0
Hello Intrvl    : 2 sec
Retrans Intrvl  : 5 sec
Cfg Metric      : 1000
Transit Delay   : 1
Passive         : False
LSA-filter-out  : None
LFA             : Include
Load Bal Weight : None
RIB-priority    : None
Auth Type       : None
Priority         : 1
Rtr Dead Intrvl : 6 sec
Poll Intrvl     : 120 sec
Advert Subnet   : True
Cfg IF Type     : None
Cfg MTU         : 0
Adv Rtr Capab   : Yes
LFA NH Template :

-----
State
-----
Admin Status    : Enabled
Designated Rtr : 10.0.0.3
IF Type         : Broadcast
Oper MTU        : 1486
Oper Metric     : 1000
Te Metric       : 1000
Admin Groups    : None
Ldp Sync        : outOfService
Ldp Timer State : Disabled
Oper State      : Designated Rtr
Backup Desig Rtr : 10.0.0.2
Network Type    : Transit
Last Enabled    : 08/12/2021 12:50:44
Bfd Enabled     : No
Te State        : Down
Ldp Sync Wait   : Disabled
Ldp Tm Left     : 0

-----
Statistics
-----
Nbr Count       : 1
Tot Rx Packets  : 38
Rx Hellos       : 11
Rx DBDs         : 3
Rx LSRs         : 1
Rx LSUs         : 18
Rx LS Acks      : 5
Discards        : 1
If Events       : 4
Tot Tx Packets  : 48
Tx Hellos       : 15
Tx DBDs         : 2
Tx LSRs         : 1
Tx LSUs         : 27
Tx LS Acks      : 3
Tx Failures     : 1
Retransmits     : 1
  
```



```

Bad Networks      : 0
Bad Areas        : 0
Bad Auth Types   : 0
Bad Neighbors    : 0
Bad Lengths      : 0
Bad Dead Int.    : 0
Bad Versions     : 0
LSA Count        : 0
Bad Virt Links   : 0
Bad Dest Adrs   : 0
Auth Failures    : 0
Bad Pkt Types    : 0
Bad Hello Int.   : 1
Bad Options      : 0
Bad Checksums    : 0
LSA Checksum     : 0x0
=====

```

Table 210: Detailed OSPF Interface Output Fields

Label	Description
Interface	The IP address of this OSPF interface.
IP Address	The IP address and mask of this OSPF interface.
Interface Name	The interface name.
Area Id	A 32-bit integer uniquely identifying the area to which this interface is connected. Area ID 0.0.0.0 is used for the OSPF backbone.
Priority	The priority of this interface. Used in multi-access networks, this field is used in the designated router election algorithm.
Hello Intrvl	The length of time, in seconds, between the Hello packets that the router sends on the interface. This value must be the same for all routers attached to a common network.
Rtr Dead Intrvl	The number of seconds that a router's Hello packets have not been seen before its neighbors declare the router down. This should be some multiple of the Hello interval. This value must be the same for all routers attached to a common network.
Retrans Intrvl	The number of seconds between link-state advertisement retransmissions, for adjacencies belonging to this interface. This value is also used when retransmitting database description and link-state request packets.
Poll Intrvl	The larger time interval, in seconds, between the Hello packets sent to an inactive non-broadcast multi-access neighbor.
Metric	The metric to be advertised for this interface.
Advert Subnet	False — When a point-to-point interface is configured as false, then the subnet is not advertised and the endpoints are advertised as host routes. True — When a point-to-point interface is configured to true, then the subnet is advertised.
Transit Delay	The estimated number of seconds it takes to transmit a link state update packet over this interface.

Label	Description
Auth Type	<p>Identifies the authentication procedure to be used for the packet.</p> <p>None — Routing exchanges over the network/subnet are not authenticated.</p> <p>Simple — A 64-bit field is configured on a per-network basis. All packets sent on a particular network must have this configured value in their OSPF header 64-bit authentication field. This essentially serves as a "clear" 64-bit password.</p> <p>MD5 — A shared secret key is configured in all routers attached to a common network/subnet. For each OSPF protocol packet, the key is used to generate/verify a "message digest" that is appended to the end of the OSPF packet.</p>
Passive	<p>False — This interfaces operates as a normal OSPF interface with regard to adjacency forming and network/link behavior.</p> <p>True — No OSPF HELLOs will be sent out on this interface and the router advertises this interface as a stub network/link in its router LSAs.</p>
MTU	<p>The desired size of the largest packet which can be sent/received on this OSPF interface, specified in octets. This size does include the underlying IP header length, but not the underlying layer headers/trailers.</p>
Admin Status	<p>Disabled — OSPF on this interface is administratively shut down.</p>
	<p>Enabled — OSPF on this interface is administratively enabled.</p>
Oper State	<p>Down — This is the initial interface state. In this state, the lower-level protocols have indicated that the interface is unusable.</p> <p>Waiting — The router is trying to determine the identity of the (Backup) Designated router for the network.</p> <p>Point To Point — The interface is operational, and connects either to a physical point-to-point network or to a virtual link.</p> <p>Designated Rtr — This router is the Designated Router for this network.</p> <p>Other Desig Rtr — The interface is operational and part of a broadcast or NBMA network on which another router has been selected to be the Designated Router.</p> <p>Backup Desig Rtr — This router is the Backup Designated Router for this network.</p>
DR-Id	<p>The IP Interface address of the router identified as the Designated Router for the network in which this interface is configured. Set to 0.0.0.0 if there is no Designated router.</p>
BDR-Id	<p>The IP Interface address of the router identified as the Backup Designated Router for the network in which this interface is</p>

Label	Description
	configured. Set to 0.0.0.0 if there is no Backup Designated router.
IF Type	Broadcast — LANs, such as Ethernet. Non-Broadcast — X.25, Frame Relay and similar technologies. Point-To-Point — Point-to-point links.
Network Type	Stub — OSPF has not established a neighbor relationship with any other OSPF router on this network as such only traffic sourced or destined to this network is routed to this network.
	Transit — OSPF has established at least one neighbor relationship with any other OSPF router on this network as such traffic enroute to other networks may be routed via this network.
Oper MTU	The operational size of the largest packet which can be sent or received on this OSPF interface, specified in octets. This size does include the underlying IP header length, but not the underlying layer headers/trailers.
Last Enabled	The time that this interface was last enabled to run OSPF on this interface.
Nbr Count	The number of OSPF neighbors on the network for this interface.
If Events	The number of times this OSPF interface has changed its state, or an error has occurred since this interface was last enabled.
Tot Rx Packets	The total number of OSPF packets received on this interface since this interface was last enabled.
Tot Tx Packets	The total number of OSPF packets transmitted on this interface since this interface was last enabled.
Rx Hellos	The total number of OSPF Hello packets received on this interface since this interface was last enabled.
Tx Hellos	The total number of OSPF Hello packets transmitted on this interface since this interface was last enabled.
Rx DBDs	The total number of OSPF database description packets received on this interface since this interface was last enabled.
Tx DBDs	The total number of OSPF database description packets transmitted on this interface since this interface was last enabled.
Rx LSRs	The total number of Link State Requests (LSRs) received on this interface since this interface was last enabled.

Label	Description
Tx LSRs	The total number of Link State Requests (LSRs) transmitted on this interface since this interface was last enabled.
Rx LSUs	The total number of Link State Updates (LSUs) received on this interface since this interface was last enabled.
Tx LSUs	The total number of Link State Updates (LSUs) transmitted on this interface since this interface was last enabled.
Rx LS Acks	The total number of Link State Acknowledgments received on this interface since this interface was last enabled.
Tx LS Acks	The total number of Link State Acknowledgments transmitted on this interface since this interface was last enabled.
Retransmits	The total number of OSPF Retransmits sent on this interface since this interface was last enabled.
Discards	The total number of OSPF packets discarded on this interface since this interface was last enabled.
Bad Networks	The total number of OSPF packets received with invalid network or mask since this interface was last enabled.
Bad Virt Links	The total number of OSPF packets received on this interface that are destined to a virtual link that does not exist since this interface was last enabled.
Bad Areas	The total number of OSPF packets received with an area mismatch since this interface was last enabled.
Bad Dest Addr	The total number of OSPF packets received with the incorrect IP destination address since this interface was last enabled.
Bad Auth Types	The total number of OSPF packets received with an invalid authorization type since this interface was last enabled.
Auth Failures	The total number of OSPF packets received with an invalid authorization key since this interface was last enabled.
Bad Neighbors	The total number of OSPF packets received where the neighbor information does not match the information this router has for the neighbor since this interface was last enabled.
Bad Pkt Types	The total number of OSPF packets received with an invalid OSPF packet type since this interface was last enabled.
Bad Lengths	The total number of OSPF packets received on this interface with a total length not equal to the length given in the packet itself since this interface was last enabled.

Label	Description
Bad Hello int.	The total number of OSPF packets received where the hello interval given in packet was not equal to that configured on this interface since this interface was last enabled.
Bad Dead Int.	The total number of OSPF packets received where the dead interval given in the packet was not equal to that configured on this interface since this interface was last enabled.
Bad Options	The total number of OSPF packets received with an option that does not match those configured for this interface or area since this interface was last enabled.
Bad Versions	The total number of OSPF packets received with bad OSPF version numbers since this interface was last enabled.
Te Metric	Indicates the TE metric configured for this interface. This metric is flooded out in the TE metric sub-tlv in the OSPF TE LSAs. Depending on the configuration, either the TE metric value or the native OSPF metric value is used in CSPF computations.
Te State	Indicates the MPLS interface TE status from OSPF standpoint.
Admin Groups	Indicates the bit-map inherited from MPLS interface that identifies the admin groups to which this interface belongs.
Ldp Sync	Specifies whether the IGP-LDP synchronization feature is enabled or disabled on all interfaces participating in the OSPF routing protocol.
Ldp Sync Wait	Indicates the time to wait for the LDP adjacency to come up.
Ldp Timer State	Indicates the state of the LDP sync time left on the OSPF interface.
Ldp Tm Left	Indicates the time left before OSPF reverts back to advertising normal metric for this interface.
Tx Failures	Transmitted OSPF packets that are dropped due to resource shortage.

Sample Output (Standard)

```
*A:JC-NodeA# show router ospf 1 interface area 1 detail
=====
Rtr Base OSPFv2 Instance 1 Interfaces in area 1 (detail)
=====
Interface : ip-10.10.1.1
-----
IP Address      : 10.10.1.1
Area Id        : 0.0.0.1
Hello Intrvl   : 5 sec
Retrans Intrvl : 5 sec
Cfg Metric     : 0
Transit Delay  : 1
Priority        : 1
Rtr Dead Intrvl : 15 sec
Poll Intrvl    : 120 sec
Advert Subnet  : True
Auth Type      : None
```

```

Passive      : False          Cfg MTU      : 0
Admin Status : Enabled        Oper State   : Designated Rtr
Designated Rtr : 10.20.1.1    Backup Desig Rtr : 0.0.0.0
IF Type      : Broadcast     Network Type  : Transit
Oper MTU     : 1500          Last Enabled  : 04/11/2007 16:06:27
Oper Metric  : 1000         Bfd Enabled   : No
Nbr Count    : 0            If Events     : 5
Tot Rx Packets : 0          Tot Tx Packets : 1116
Rx Hellos    : 0            Tx Hellos     : 1116
Rx DBDs      : 0            Tx DBDs       : 0
Rx LSRs      : 0            Tx LSRs       : 0
Rx LSUs      : 0            Tx LSUs       : 0
Rx LS Acks   : 0            Tx LS Acks    : 0
Retransmits  : 0            Discards      : 0
Bad Networks : 0            Bad Virt Links : 0
Bad Areas    : 0            Bad Dest Adrs : 0
Bad Auth Types : 0          Auth Failures : 0
Bad Neighbors : 0          Bad Pkt Types : 0
Bad Lengths  : 0            Bad Hello Int. : 0
Bad Dead Int. : 0           Bad Options    : 0
Bad Versions : 0            Bad Checksums  : 0
LSA Count    : 0            LSA Checksum   : 0x0
TE Metric    : 678
  
```

=====
 *A:JC-NodeA#

Sample Output

```

*A:Dut-C# show router ospf interface "Loopback0" detail
=====
Rtr Base OSPFv2 Instance 0 Interface "Loopback0" (detail)
=====
-----
Configuration
-----
IP Address      : 1.1.1.3
node sid index  : 19
Area Id         : 0.0.0.0
Hello Intrvl    : 10 sec
Retrans Intrvl  : 5 sec
Cfg Metric      : 0
Transit Delay   : 1
Passive         : False
LSA-filter-out  : None
LFA             : Include
Load Bal Weight : None
RIB-priority    : None
Auth Type       : None
Shared node sid : <Yes/No>
Priority         : 1
Rtr Dead Intrvl : 40 sec
Poll Intrvl     : 120 sec
Advert Subnet   : True
Cfg IF Type     : None
Cfg MTU         : 0
Adv Rtr Capab   : Yes
LFA NH Template :
-----
State
-----
Admin Status      : Enabled          Oper State      : Wait
Designated Rtr    : 0.0.0.0          Backup Desig Rtr : 0.0.0.0
IF Type           : Broadcast        Network Type     : Stub
Oper MTU          : 1500             Last Enabled    : 12/03/2020 14:07:51
Oper Metric       : 0                 Bfd Enabled     : No
Te Metric         : 0                 Te State        : Down
Admin Groups      : None
Ldp Sync          : outOfService      Ldp Sync Wait   : Disabled
Ldp Timer State   : Disabled          Ldp Tm Left     : 0
-----
Statistics
-----
  
```

```

Nbr Count      : 0          If Events      : 1
Tot Rx Packets : 0          Tot Tx Packets : 0
Rx Hellos      : 0          Tx Hellos      : 0
Rx DBDs        : 0          Tx DBDs        : 0
Rx LSRs        : 0          Tx LSRs        : 0
Rx LSUs        : 0          Tx LSUs        : 0
Rx LS Acks     : 0          Tx LS Acks     : 0
Retransmits    : 0          Discards       : 0
Bad Networks   : 0          Bad Virt Links : 0
Bad Areas      : 0          Bad Dest Addr  : 0
Bad Auth Types : 0          Auth Failures  : 0
Bad Neighbors  : 0          Bad Pkt Types  : 0
Bad Lengths    : 0          Bad Hello Int. : 0
Bad Dead Int.  : 0          Bad Options    : 0
Bad Versions   : 0          Bad Checksums  : 0
LSA Count      : 0          LSA Checksum   : 0x0
=====
*A:Dut-C#
  
```

interface

Syntax

interface [*ip-int-name* | *ip-address* | *ipv6-address*] [**detail**]

interface [*area area-id*] [**detail**]

interface [*ip-int-name* | *ip-address*]| *ipv6-address* **database** [**detail**]

Context

[\[Tree\]](#) (show>router>ospf3 interface)

Full Context

show router ospf3 interface

Description

This command displays the details of the OSPFv3 interface identified by the IP address or IP interface name. When neither is specified, all in-service interfaces are displayed.

The **detail** option generates large volumes of data. Nokia recommends using the **detail** keyword only when requesting a specific interface.

Parameters

ip-int-name

Displays only the interface identified by this interface name, up to a maximum of 32 characters.

ip-address

Displays only the interface identified by this IPv4 or IPv6 address.

Values ipv4-address:

- a.b.c.d

ipv6-address:

- x:x:x:x:x:x (eight 16-bit pieces)
- x:x:x:x:x:d.d.d
- x: [0 to FFFF]H
- d: [0 to 255]D

area *area-id*

Displays all interfaces configured in this area.

Values ip-address — a.b.c.d
 area — 0 to 4294967295

detail

Displays detailed information for the interface.

database

Displays database information for the interface.

Platforms

All

Output

The following output is an example of an OSPFv3 interface information, and [Table 211: Detailed OSPFv3 Interface Output Fields](#) describes the output fields.

Sample Output (OSPFv3 Detailed)

```
show router ospf3 interface "toB" detail
=====
Rtr Base OSPFv3 Instance 0 Interface "toB" (detail)
=====
-----
Configuration
-----
IP Address       : fe80::200:ff:fe00:3-"toB"
Area Id         : 0.0.0.0           Priority          : 1
Hello Intrvl    : 2 sec             Rtr Dead Intrvl  : 10 sec
Retrans Intrvl  : 5 sec             Poll Intrvl      : 120 sec
Cfg Metric      : 1000             Advert Subnet    : True
Transit Delay   : 1                Cfg IF Type      : None
Passive         : False            Cfg MTU          : 0
LSA-filter-out  : None             Adv Rtr Capab    : Yes
LFA             : Include          LFA NH Template  :
Load Bal Weight : None
RIB-priority    : None
IPsec InStatSA :                   IPsec OutStatSA :
IPsec InStatSAmp:

-----
State
-----
Admin Status    : Enabled           Oper State       : Designated Rtr
Designated Rtr : 10.0.0.3             Backup Desig Rtr : 10.0.0.2
IF Type        : Broadcast          Network Type     : Transit
Oper MTU       : 1486               Last Enabled     : 08/12/2021 12:50:45
Oper Metric    : 1000               Bfd Enabled      : No
Te Metric      : 1000               Te State         : Down
Admin Groups   : None
```



```

Ldp Sync      : outOfService      Ldp Sync Wait   : Disabled
Ldp Timer State : Disabled        Ldp Tm Left     : 0
-----
Statistics
-----
Nbr Count      : 1                If Events       : 2
Tot Rx Packets : 141              Tot Tx Packets  : 162
Rx Hellos      : 93                Tx Hellos       : 94
Rx DBDs        : 3                 Tx DBDs         : 2
Rx LSRs        : 1                 Tx LSRs         : 1
Rx LSUs        : 39                Tx LSUs         : 62
Rx LS Acks     : 5                 Tx LS Acks      : 3
Discards       : 0                 Tx Failures     : 0
                                   Retransmits     : 0
Bad Networks   : 0                 Bad Virt Links  : 0
Bad Areas      : 0                 Bad Dest Adrs  : 0
Bad Auth Types : 0                 Auth Failures  : 0
Bad Neighbors  : 0                 Bad Pkt Types  : 0
Bad Lengths    : 0                 Bad Hello Int. : 0
Bad Dead Int.  : 0                 Bad Options    : 0
Bad Versions   : 0                 Bad Checksums  : 0
LSA Count      : 2                 LSA Checksum   : 0x136b4
=====

```

Table 211: Detailed OSPFv3 Interface Output Fields

Label	Description
IP Address	The IP address and mask of this OSPF interface.
Area Id	A 32-bit integer uniquely identifying the area to which this interface is connected. Area ID 0.0.0.0 is used for the OSPF backbone.
Priority	The priority of this interface. Used in multi-access networks, this field is used in the designated router election algorithm.
Hello Intrvl	The interval of time, in seconds, between the Hello packets that the router sends on the interface. This value must be the same for all routers attached to a common network.
Rtr Dead Intrvl	The number of seconds that a router's Hello packets have not been seen before its neighbors declare the router down. This should be some multiple of the hello interval. This value must be the same for all routers attached to a common network.
Retrans Intrvl	The number of seconds between link-state advertisement retransmissions, for adjacencies belonging to this interface. This value is also used when retransmitting database description and link-state request packets.
Poll Intrvl	The larger time interval, in seconds, between the Hello packets sent to an inactive non-broadcast multi-access neighbor.
Advert Subnet	False — When a point-to-point interface is configured as false, the subnet is not advertised and the endpoints are advertised as host routes.

Label	Description
	True — When a point-to-point interface is configured to true, then the subnet is advertised.
Transit Delay	The estimated number of seconds it takes to transmit a link state update packet over this interface.
Passive	False — This interfaces operates as a normal OSPF interface with regard to adjacency forming and network/link behavior. True — No OSPF Hello messages sent out on this interface and the router advertises this interface as a stub network/link in its router LSAs.
MTU	The desired size of the largest packet, specified in octets, which can be sent or received on this OSPF interface. This size includes the underlying IP header length, but not the underlying layer headers and trailers.
Admin Status	Disabled — OSPF on this interface is administratively shut down.
	Enabled — OSPF on this interface is administratively enabled.
Oper State	Down — This is the initial interface state. In this state, the lower-level protocols have indicated that the interface is unusable. Waiting — The router is trying to determine the identity of the (Backup) Designated router for the network. Point To Point — The interface is operational, and connects either to a physical point-to-point network or to a virtual link. Designated Rtr — This router is the Designated router for this network. Other Desig Rtr — The interface is operational and part of a broadcast or NBMA network on which another router has been selected to be the Designated router. Backup Desig Rtr — This router is the Backup Designated router for this network.
IF Type	Broadcast — LANs, such as Ethernet.
	Non-Broadcast — X.25, Frame Relay and similar technologies.
	Point-To-Point — Point-to-point links.
Network Type	Stub — OSPF has not established a neighbor relationship with any other OSPF router on this network as such only traffic sourced or destined to this network is routed to this network.
	Transit — OSPF has established at least one neighbor relationship with any other OSPF router on this network as such traffic enroute to other networks may be routed via this network.

Label	Description
Oper MTU	The operational size of the largest packet, in octets, which can be sent or received on this OSPF interface. This size includes the underlying IP header length, but not the underlying layer headers and trailers.
Last Enabled	The time that this interface was last enabled to run OSPF on this interface.
Nbr Count	The number of OSPF neighbors on the network for this interface.
If Events	The number of times this OSPF interface has changed its state, or an error has occurred since this interface was last enabled.
Tot Rx Packets	The total number of OSPF packets received on this interface since this interface was last enabled.
Tot Tx Packets	The total number of OSPF packets transmitted on this interface since this interface was last enabled.
Rx Hellos	The total number of OSPF Hello packets received on this interface since this interface was last enabled.
Tx Hellos	The total number of OSPF Hello packets transmitted on this interface since this interface was last enabled.
Rx DBDs	The total number of OSPF database description packets received on this interface since this interface was last enabled.
Tx DBDs	The total number of OSPF database description packets transmitted on this interface since this interface was last enabled.
Rx LSRs	The total number of Link State Requests (LSRs) received on this interface since this interface was last enabled.
Tx LSRs	The total number of LSRs transmitted on this interface since this interface was last enabled.
Rx LSUs	The total number of Link State Updates (LSUs) received on this interface since this interface was last enabled.
Tx LSUs	The total number of LSUs transmitted on this interface since this interface was last enabled.
Rx LS Acks	The total number of Link State Acknowledgments (LSAs) received on this interface since this interface was last enabled.
Tx LS Acks	The total number of LSAs transmitted on this interface since this interface was last enabled.
Retransmits	The total number of OSPF retransmits sent on this interface since this interface was last enabled.

Label	Description
Discards	The total number of OSPF packets discarded on this interface since this interface was last enabled.
Bad Networks	The total number of OSPF packets received with invalid network or mask since this interface was last enabled.
Bad Virt Links	The total number of OSPF packets received on this interface that are destined to a virtual link that does not exist since this interface was last enabled.
Bad Areas	The total number of OSPF packets received with an area mismatch since this interface was last enabled.
Bad Dest Addr	The total number of OSPF packets received with the incorrect IP destination address since this interface was last enabled.
Bad Auth Types	The total number of OSPF packets received with an invalid authorization type since this interface was last enabled.
Auth Failures	The total number of OSPF packets received with an invalid authorization key since this interface was last enabled.
Bad Neighbors	The total number of OSPF packets received where the neighbor information does not match the information this router has for the neighbor since this interface was last enabled.
Bad Pkt Types	The total number of OSPF packets received with an invalid OSPF packet type since this interface was last enabled.
Bad Lengths	The total number of OSPF packets received on this interface with a total length not equal to the length given in the packet itself since this interface was last enabled.
Bad Hello Int.	The total number of OSPF packets received where the hello interval given in packet was not equal to that configured on this interface since this interface was last enabled.
Bad Dead Int.	The total number of OSPF packets received where the dead interval given in the packet was not equal to that configured on this interface since this interface was last enabled.
Bad Options	The total number of OSPF packets received with an option that does not match those configured for this interface or area since this interface was last enabled.
Bad Versions	The total number of OSPF packets received with bad OSPF version numbers since this interface was last enabled.
Te State	Indicates the MPLS interface TE status from OSPF standpoint.
Admin Groups	Indicates the bit-map inherited from MPLS interface that identifies the admin groups to which this interface belongs.

Label	Description
Ldp Sync	Specifies whether the IGP-LDP synchronization feature is enabled or disabled on all interfaces participating in the OSPF routing protocol.
Ldp Sync Wait	Indicates the time to wait for the LDP adjacency to come up.
Ldp Timer State	Indicates the state of the LDP sync time left on the OSPF interface.
Ldp Tm Left	Indicates the time left before OSPF reverts back to advertising normal metric for this interface.
Tx Failures	Transmitted OSPFv3 packets that are dropped due to resource shortage.

Sample Output

```
*A:Dut-C# show router ospf3 interface "Loopback0" detail
=====
Rtr Base OSPFv3 Instance 0 Interface "Loopback0" (detail)
=====
-----
Configuration
-----
IP Address       : fe80::e13:ffff:fe00:0-"Loopback0"
node sid index  : 29                               Shared node sid : <Yes/No>
Area Id         : 0.0.0.0                          Priority        : 1
Hello Intrvl   : 10 sec                            Rtr Dead Intrvl : 40 sec
Retrans Intrvl : 5 sec                              Poll Intrvl     : 120 sec
Cfg Metric     : 0                                 Advert Subnet  : True
Transit Delay  : 1                                 Cfg IF Type    : None
Passive        : False                             Cfg MTU        : 0
LSA-filter-out : None                             Adv Rtr Capab  : Yes
LFA            : Include                           LFA NH Template :
Load Bal Weight : None
RIB-priority   : None
IPsec InStatSA :                                  IPsec OutStatSA :
IPsec InStatSATmp:
-----
State
-----
Admin Status    : Enabled                          Oper State     : Designated Rtr
Designated Rtr : 255.0.0.0                          Backup Desig Rtr : 0.0.0.0
IF Type        : Broadcast                          Network Type    : Stub
Oper MTU       : 1500                               Last Enabled   : 12/03/2020 14:14:33
Oper Metric    : 0                                 Bfd Enabled    : No
Te Metric      : 0                                 Te State       : Down
Admin Groups   : None
Ldp Sync       : outOfService                       Ldp Sync Wait  : Disabled
Ldp Timer State : Disabled                          Ldp Tm Left    : 0
-----
Statistics
-----
Nbr Count      : 0                                 If Events      : 2
Tot Rx Packets : 0                                 Tot Tx Packets : 0
Rx Hellos      : 0                                 Tx Hellos      : 0
Rx DBDs        : 0                                 Tx DBDs        : 0
Rx LSRs        : 0                                 Tx LSRs        : 0
```

```

Rx LSUs           : 0           Tx LSUs           : 0
Rx LS Acks        : 0           Tx LS Acks        : 0
Retransmits       : 0           Discards          : 0
Bad Networks      : 0           Bad Virt Links    : 0
Bad Areas         : 0           Bad Dest Adrs    : 0
Bad Auth Types    : 0           Auth Failures     : 0
Bad Neighbors     : 0           Bad Pkt Types     : 0
Bad Lengths       : 0           Bad Hello Int.    : 0
Bad Dead Int.     : 0           Bad Options       : 0
Bad Versions      : 0           Bad Checksums     : 0
LSA Count         : 0           LSA Checksum      : 0x0
=====

```

*A:Dut-C#

interface

Syntax

interface *interface-name* [**detail** | **aggregate** | **sample**]

Context

[\[Tree\]](#) (show>test-oam>link-measurement interface)

Full Context

show test-oam link-measurement interface

Description

This command displays the link measurement operational information, reporting, and recorded results for a specific interface.

Parameters

interface-name

Specifies the interface name, up to 32 characters, for which link measurement information is displayed.

detail

Optional keyword to display complete link measurement operational information, reporting, and results.

aggregate

Optional keyword to display operational information, reporting and aggregate sample window results.

sample

Optional keyword to display operational information, reporting, and sample window results.

Platforms

7450 ESS, 7750 SR, 7750 SR-a, 7750 SR-e, 7750 SR-s, 7950 XRS

Output

The following output is an example of link measurement information for a specific interface, and the following table describes the output fields.

Sample Output

```

show test-oam link-measurement interface "int-PE-1-PE-2"
=====
Interface Link Measurement Information - int-PE-1-PE-2
=====
Template Name: standard-direct
Oper State      : Up
Protocol       : IPv6
Oper Source Address : fe80::223:3eff:fe92:4a50
Source Auto-Assigned : No
Oper Destination Address : fe80::427c:7dff:fe48:5681
Destination Auto-Assigned: No
Failure Condition(s) : None
Detectable Tx Error  : None
-----
Reporting
-----
Reporting Enabled      : Yes
Delay Measure Last Reported: 28us
Timestamp             : 2021/06/17 17:58:48
Triggered By         : SampleThresholdAbsolute
=====
show test-oam link-measurement interface "int-PE-1-PE-2" sample
=====
Interface Link Measurement Information - int-PE-1-PE-2
=====
Template Name: standard-direct
Oper State      : Up
Protocol       : IPv6
Oper Source Address : fe80::223:3eff:fe92:4a50
Source Auto-Assigned : No
Oper Destination Address : fe80::427c:7dff:fe48:5681
Destination Auto-Assigned: No
Failure Condition(s) : None
Detectable Tx Error  : None
-----
Reporting
-----
Reporting Enabled      : Yes
Delay Measure Last Reported: 28us
Timestamp             : 2021/06/17 17:58:48
Triggered By         : SampleThresholdAbsolute
-----
Sample Window Delay Measurement Detail                Currently Reporting: Max
-----
End Timestamp (UTC)      State  Rcv/Snt  Min(us) Max(us) Avg(us) Err I  Result
-----
N/A                      InProgress  2/2      0       0       0  0 -    0
2021/06/20 17:47:48      Completed  60/60    21      27      23  0 Y    27
2021/06/20 17:46:48      Completed  60/60    21      25      23  0 Y    25
2021/06/20 17:45:48      Completed  60/60    21      27      23  0 Y    27
2021/06/20 17:44:48      Completed  60/60    21      27      23  0 Y    27
2021/06/20 17:43:48      Completed  60/60    21      27      23  0 Y    27
2021/06/20 17:42:48      Completed  60/60    23      27      23  0 Y    27
2021/06/20 17:41:48      Completed  60/60    21      27      23  0 Y    27
2021/06/20 17:40:48      Completed  60/60    21      27      23  0 Y    27
2021/06/20 17:39:48      Completed  60/60    23      27      24  0 Y    27
2021/06/20 17:38:48      Completed  60/60    21      27      23  0 Y    27
  
```

2021/06/20 17:37:48	Completed	60/60	21	25	23	0	Y	25
2021/06/20 17:36:48	Completed	60/60	21	27	23	0	Y	27
2021/06/20 17:35:48	Completed	60/60	21	27	24	0	Y	27
2021/06/20 17:34:48	Completed	60/60	21	27	23	0	Y	27
2021/06/20 17:33:48	Completed	60/60	21	27	24	0	Y	27
2021/06/20 17:32:48	Completed	60/60	23	27	23	0	Y	27
2021/06/20 17:31:48	Completed	60/60	21	27	23	0	Y	27
2021/06/20 17:30:48	Completed	60/60	21	27	23	0	Y	27
2021/06/20 17:29:48	Completed	60/60	21	27	23	0	Y	27
2021/06/20 17:28:48	Completed	60/60	21	25	23	0	Y	25
2021/06/20 17:27:48	Completed	60/60	21	27	23	0	Y	27
2021/06/20 17:26:48	Completed	60/60	21	27	23	0	Y	27
2021/06/20 17:25:48	Completed	60/60	21	27	24	0	Y	27
2021/06/20 17:24:48	Completed	60/60	21	27	23	0	Y	27
2021/06/20 17:23:48	Completed	60/60	21	27	23	0	Y	27
2021/06/20 17:22:48	Completed	60/60	21	27	23	0	Y	27
2021/06/20 17:21:48	Completed	60/60	21	27	24	0	Y	27
2021/06/20 17:20:48	Completed	60/60	21	25	23	0	Y	25
2021/06/20 17:19:48	Completed	60/60	21	27	23	0	Y	27
2021/06/20 17:18:48	Completed	60/60	21	25	23	0	Y	25
2021/06/20 17:17:48	Completed	60/60	21	27	23	0	Y	27
2021/06/20 17:16:48	Completed	60/60	21	27	24	0	Y	27
2021/06/20 17:15:48	Completed	60/60	21	27	24	0	Y	27
2021/06/20 17:14:48	Completed	60/60	21	27	23	0	Y	27
2021/06/20 17:13:48	Completed	60/60	21	27	23	0	Y	27
2021/06/20 17:12:48	Completed	60/60	21	27	24	0	Y	27
2021/06/20 17:11:48	Completed	60/60	21	27	23	0	Y	27
2021/06/20 17:10:48	Completed	60/60	21	27	24	0	Y	27
2021/06/20 17:09:48	Completed	60/60	21	27	24	0	Y	27
2021/06/20 17:08:48	Completed	60/60	21	27	24	0	Y	27
2021/06/20 17:07:48	Completed	60/60	21	27	23	0	Y	27
2021/06/20 17:06:48	Completed	60/60	21	25	23	0	Y	25
2021/06/20 17:05:48	Completed	60/60	23	27	24	0	Y	27
2021/06/20 17:04:48	Completed	60/60	21	25	23	0	Y	25
2021/06/20 17:03:48	Completed	60/60	21	27	23	0	Y	27
2021/06/20 17:02:48	Completed	60/60	21	27	23	0	Y	27
2021/06/20 17:01:48	Completed	60/60	21	25	23	0	Y	25
2021/06/20 17:00:48	Completed	60/60	21	27	23	0	Y	27
2021/06/20 16:59:48	Completed	60/60	21	27	23	0	Y	27

 Sample and Aggregate Legend:

*: Value greater than column width
 N/A: Nonexistent or incalculable value
 I: Integrity threshold satisfied
 Err: Count of duplicate packets and zero or negative valued measurements

=====

```
show test-oam link-measurement interface "int-PE-1-PE-2" aggregate
```

=====

Interface Link Measurement Information - int-PE-1-PE-2

```
Template Name: standard-direct
Oper State      : Up
Protocol       : IPv6
Oper Source Address : fe80::223:3eff:fe92:4a50
Source Auto-Assigned : No
Oper Destination Address : fe80::427c:7dff:fe48:5681
Destination Auto-Assigned: No
Failure Condition(s) : None
Detectable Tx Error  : None
```

Reporting

```
Reporting Enabled      : Yes
Delay Measure Last Reported: 28us
```



```

Timestamp           : 2021/06/17 17:58:48
Triggered By       : SampleThresholdAbsolute
-----
Aggregate Sample Window Delay Measurement Detail      Currently Reporting: Max
-----
End Timestamp (UTC)      State Count Min(us) Max(us) Avg(us) I Result
-----
N/A                      InProgress  1      0      0      0 -      0
2021/06/20 17:46:48     Completed  3      25     27     26 Y     27
2021/06/20 17:43:48     Completed  3      27     27     27 Y     27
2021/06/20 17:40:48     Completed  3      27     27     27 Y     27
2021/06/20 17:37:48     Completed  3      25     27     26 Y     27
2021/06/20 17:34:48     Completed  3      27     27     27 Y     27
2021/06/20 17:31:48     Completed  3      27     27     27 Y     27
2021/06/20 17:28:48     Completed  3      25     27     26 Y     27
2021/06/20 17:25:48     Completed  3      27     27     27 Y     27
2021/06/20 17:22:48     Completed  3      25     27     26 Y     27
2021/06/20 17:19:48     Completed  3      25     27     26 Y     27
2021/06/20 17:16:48     Completed  3      27     27     27 Y     27
2021/06/20 17:13:48     Completed  3      27     27     27 Y     27
2021/06/20 17:10:48     Completed  3      27     27     27 Y     27
2021/06/20 17:07:48     Completed  3      25     27     26 Y     27
2021/06/20 17:04:48     Completed  3      25     27     26 Y     27
2021/06/20 17:01:48     Completed  3      25     27     26 Y     27
2021/06/20 16:58:48     Completed  3      25     27     26 Y     27
2021/06/20 16:55:48     Completed  3      25     27     26 Y     27
2021/06/20 16:52:48     Completed  3      25     27     26 Y     27
-----
Sample and Aggregate Legend:
  *: Value greater than column width
  N/A: Nonexistent or incalculable value
  I: Integrity threshold satisfied
  Err: Count of duplicate packets and zero or negative valued measurements
=====
show test-oam link-measurement interface "int-PE-1-PE-2" detail
=====
Interface Link Measurement Information - int-PE-1-PE-2
=====
Template Name: standard-direct
Oper State           : Up
Protocol             : IPv6
Oper Source Address  : fe80::223:3eff:fe92:4a50
Source Auto-Assigned : No
Oper Destination Address : fe80::427c:7dff:fe48:5681
Destination Auto-Assigned: No
Failure Condition(s) : None
Detectable Tx Error  : None
-----
Reporting
-----
Reporting Enabled    : Yes
Delay Measure Last Reported: 28us
Timestamp           : 2021/06/17 17:58:48
Triggered By       : SampleThresholdAbsolute
-----
Aggregate Sample Window Delay Measurement Detail      Currently Reporting: Max
-----
End Timestamp (UTC)      State Count Min(us) Max(us) Avg(us) I Result
-----
N/A                      InProgress  1      0      0      0 -      0
2021/06/20 19:04:48     Completed  3      25     27     26 Y     27
2021/06/20 19:01:48     Completed  3      25     27     26 Y     27
2021/06/20 18:58:48     Completed  3      27     27     27 Y     27
2021/06/20 18:55:48     Completed  3      27     27     27 Y     27
  
```

2021/06/20 18:52:48	Completed	3	27	27	27	Y	27
2021/06/20 18:49:48	Completed	3	27	27	27	Y	27
2021/06/20 18:46:48	Completed	3	27	27	27	Y	27
2021/06/20 18:43:48	Completed	3	27	27	27	Y	27
2021/06/20 18:40:48	Completed	3	27	27	27	Y	27
2021/06/20 18:37:48	Completed	3	25	25	25	Y	25
2021/06/20 18:34:48	Completed	3	27	27	27	Y	27
2021/06/20 18:31:48	Completed	3	27	27	27	Y	27
2021/06/20 18:28:48	Completed	3	25	27	26	Y	27
2021/06/20 18:25:48	Completed	3	27	27	27	Y	27
2021/06/20 18:22:48	Completed	3	27	27	27	Y	27
2021/06/20 18:19:48	Completed	3	27	27	27	Y	27
2021/06/20 18:16:48	Completed	3	27	27	27	Y	27
2021/06/20 18:13:48	Completed	3	27	27	27	Y	27
2021/06/20 18:10:48	Completed	3	25	27	26	Y	27

 Sample Window Delay Measurement Detail Currently Reporting: Max

End Timestamp (UTC)	State	Rcv/Snt	Min(us)	Max(us)	Avg(us)	Err	I	Result
N/A	InProgress	44/44	0	0	0	0	-	0
2021/06/20 19:05:48	Completed	60/60	21	27	23	0	Y	27
2021/06/20 19:04:48	Completed	60/60	21	25	23	0	Y	25
2021/06/20 19:03:48	Completed	60/60	21	27	24	0	Y	27
2021/06/20 19:02:48	Completed	60/60	21	27	23	0	Y	27
2021/06/20 19:01:48	Completed	60/60	21	27	23	0	Y	27
2021/06/20 19:00:48	Completed	60/60	21	25	24	0	Y	25
2021/06/20 18:59:48	Completed	60/60	21	27	23	0	Y	27
2021/06/20 18:58:48	Completed	60/60	21	27	23	0	Y	27
2021/06/20 18:57:48	Completed	60/60	21	27	23	0	Y	27
2021/06/20 18:56:48	Completed	60/60	21	27	23	0	Y	27
2021/06/20 18:55:48	Completed	60/60	21	27	24	0	Y	27
2021/06/20 18:54:48	Completed	60/60	21	27	24	0	Y	27
2021/06/20 18:53:48	Completed	60/60	21	27	24	0	Y	27
2021/06/20 18:52:48	Completed	60/60	21	27	23	0	Y	27
2021/06/20 18:51:48	Completed	60/60	21	27	23	0	Y	27
2021/06/20 18:50:48	Completed	60/60	21	27	23	0	Y	27
2021/06/20 18:49:48	Completed	60/60	21	27	23	0	Y	27
2021/06/20 18:48:48	Completed	60/60	21	27	24	0	Y	27
2021/06/20 18:47:48	Completed	60/60	21	27	24	0	Y	27
2021/06/20 18:46:48	Completed	60/60	21	27	23	0	Y	27
2021/06/20 18:45:48	Completed	60/60	23	27	23	0	Y	27
2021/06/20 18:44:48	Completed	60/60	21	27	23	0	Y	27
2021/06/20 18:43:48	Completed	60/60	21	27	23	0	Y	27
2021/06/20 18:42:48	Completed	60/60	21	27	24	0	Y	27
2021/06/20 18:41:48	Completed	60/60	21	27	23	0	Y	27
2021/06/20 18:40:48	Completed	60/60	21	27	23	0	Y	27
2021/06/20 18:39:48	Completed	60/60	21	27	23	0	Y	27
2021/06/20 18:38:48	Completed	60/60	21	27	23	0	Y	27
2021/06/20 18:37:48	Completed	60/60	21	25	23	0	Y	25
2021/06/20 18:36:48	Completed	60/60	21	25	23	0	Y	25
2021/06/20 18:35:48	Completed	60/60	21	25	23	0	Y	25
2021/06/20 18:34:48	Completed	60/60	21	27	23	0	Y	27
2021/06/20 18:33:48	Completed	60/60	23	27	24	0	Y	27
2021/06/20 18:32:48	Completed	60/60	21	27	23	0	Y	27
2021/06/20 18:31:48	Completed	60/60	21	27	23	0	Y	27
2021/06/20 18:30:48	Completed	60/60	21	27	24	0	Y	27
2021/06/20 18:29:48	Completed	60/60	21	27	23	0	Y	27
2021/06/20 18:28:48	Completed	60/60	21	27	23	0	Y	27
2021/06/20 18:27:48	Completed	60/60	21	25	23	0	Y	25
2021/06/20 18:26:48	Completed	60/60	21	27	23	0	Y	27
2021/06/20 18:25:48	Completed	60/60	21	27	24	0	Y	27
2021/06/20 18:24:48	Completed	60/60	21	27	24	0	Y	27
2021/06/20 18:23:48	Completed	60/60	21	27	24	0	Y	27

```

2021/06/20 18:22:48 Completed 60/60 21 27 23 0 Y 27
2021/06/20 18:21:48 Completed 60/60 21 27 23 0 Y 27
2021/06/20 18:20:48 Completed 60/60 21 27 24 0 Y 27
2021/06/20 18:19:48 Completed 60/60 23 27 24 0 Y 27
2021/06/20 18:18:48 Completed 60/60 21 27 23 0 Y 27
2021/06/20 18:17:48 Completed 60/60 21 27 23 0 Y 27
-----
Sample and Aggregate Legend:
  *: Value greater than column width
  N/A: Nonexistent or incalculable value
  I: Integrity threshold satisfied
  Err: Count of duplicate packets and zero or negative valued measurements
=====
  
```

Table 212: Output Fields: Link Measurement Interface

Label	Description
Interface Link Measurement Information	
Template Name	The name of the link measurement template
Oper State	The operational state of the test configured under the interface Up — assigned link-measurement template, and a test protocol is enabled; UDP port available, and internal resources are available Down — one or more requirements for the Up state is not met
Protocol	The active protocol encapsulating the test packet IPv4 or IPv6
Oper Source Address	The source address of the test packet
Source Auto-Assigned	The source address is automatically determined No — the source is configured or cannot be automatically determined Yes — the source is automatically determined
Oper Destination Address	The destination address of the test packet (IPv4 or IPv6)
Destination Auto-Assigned	The destination address is automatically determined. No — the destination is configured or cannot be automatically determined Yes — the destination is automatically determined
Failure Condition(s)	The requirements not met causing an Oper Down state
Detectable Tx Errors	The error condition detected that may prevent the test packet from being sent
Reporting	

Label	Description
Reporting Enabled	The current value should be compared to a threshold and possibly reported Yes — at least one threshold in either window is configured No — none of the thresholds in either window is configured
Delay Measurement Last Reported	The value of the last measurement reported to the routing engine
Timestamp	The end timestamp (UTC) of the last reported delay measurement
Trigger By	The window and threshold type that was exceeded triggering the reporting. Only one will be reported if multiple are triggered in the same window.
Aggregate Sample Window Delay Measurement Detail	
Count	The number of sample windows included in the aggregate sample window
Sample Window Delay Measurement Detail	
Rcv/Snt	The number of response test packets received (Rcv) and sent (Snt)
Err	The number of errors included in the sample window. This is the total of duplicates, zero, and negative valued measurements. The negative error count is incremented if either direction is negative, regardless of the unidirectional-measurement configuration method. A negative measurement in either direction calls into question the validity of both directions. Errors are included in the receive count, but do not count toward integrity. * — value exceeds column width; value more than 999
Common Table Labels	
Currently Reporting	The configured value of the delay measurement to consider (Min, Max, Avg)
End Timestamp (UTC)	The time at which the window closed
State	The state of the window InProgress — currently executing Completed — closed via normal execution Terminated — preempted by some action; closed and not considered for report

Label	Description
	SwReported — new delay reported from this sample window AswReported — new delay reported from this aggregate sample window (only applicable to Aggregate Sample Windows)
Min (us)	The minimum delay value recorded in this window, in units microseconds N/A — not applicable or incalculable, when no responses are received, or all are in error * — value exceeds column width; value in excess of 9999999
Max (us)	The maximum delay value recorded in this window, in units microseconds N/A — not applicable or incalculable, when no responses are received, or all are in error * — value exceeds column width; value in excess of 9999999
Avg (us)	The average delay value recorded in this window, in units microseconds N/A — not applicable or incalculable, when no responses are received, or all are in error * — value exceeds column width; value in excess of 9999999
I	The window has integrity and should be considered Y — yes, achieved integrity N — no, did not meet configured integrity percentage
Results	The metric considered for reporting in this window N/A — not applicable or incalculable, when no responses are received, or all are in * — value exceeds column width; value more than 9999999

interface

Syntax

interface *interface* [*interface*] [**interval** *seconds*] [**repeat** *repeat*] [**absolute** | **rate**] [**aux-stats**]

Context

[Tree] (monitor>router>mpls interface)

Full Context

monitor router mpls interface

Description

This command displays statistics for MPLS interfaces at the configured interval until the configured count is reached.

The first screen displays the current statistics related to the MPLS interface(s). The subsequent statistical information listed for each interval is displayed as a delta to the previous display. When the keyword **rate** is specified, the rate-per-second for each statistic is displayed instead of the delta.

Monitor commands are similar to **show** commands but only statistical information displays. Monitor commands display the selected statistics according to the configured number of times at the interval specified.

Parameters

interface

Specifies the IP address of the interface (*ip-address*) or interface name (*ip-int-name*). Up to five interfaces can be specified. If the string contains special characters (#, \$, spaces, and so on), the entire string must be enclosed within double quotes.

Values *ip-int-name, ip-address*

seconds

Configures the interval for each display, in seconds.

Values 11 to 60

Default 11 seconds

repeat

Configures how many times the command is repeated.

Values 1 to 999

Default 10

absolute

Displays raw statistics, without processing. No calculations are performed on the delta or rate statistics.

rate

Displays rate-per-second for each statistic instead of the delta.

aux-stats

Displays auxiliary MPLS statistics next to the default MPLS statistics.

Platforms

All

Output

The following output is an example of MPLS interface information.

Sample Output

```
A:ALA-12>monitor>router>mpls# interface system interval 3 repeat 3 absolute
=====
Monitor statistics for MPLS Interface "system"
=====
At time t = 0 sec (Base Statistics)
-----
Transmitted : Pkts - 0          Octets - 0
Received    : Pkts - 0          Octets - 0
-----
At time t = 3 sec (Mode: Absolute)
-----
Transmitted : Pkts - 0          Octets - 0
Received    : Pkts - 0          Octets - 0
-----
At time t = 6 sec (Mode: Absolute)
-----
Transmitted : Pkts - 0          Octets - 0
Received    : Pkts - 0          Octets - 0
-----
At time t = 9 sec (Mode: Absolute)
-----
Transmitted : Pkts - 0          Octets - 0
Received    : Pkts - 0          Octets - 0
=====
A:ALA-12>monitor>router>mpls#

A:ALA-12>monitor>router>mpls# interface system interval 3 repeat 3 rate
=====
Monitor statistics for MPLS Interface "system"
=====
-----
Transmitted : Pkts - 0          Octets - 0
Received    : Pkts - 0          Octets - 0
-----
At time t = 3 sec (Mode: Rate)
-----
Transmitted : Pkts - 0          Octets - 0
Received    : Pkts - 0          Octets - 0
-----
At time t = 6 sec (Mode: Rate)
-----
Transmitted : Pkts - 0          Octets - 0
Received    : Pkts - 0          Octets - 0
-----
At time t = 9 sec (Mode: Rate)
-----
Transmitted : Pkts - 0          Octets - 0
Received    : Pkts - 0          Octets - 0
=====
A:ALA-12>monitor>router>mpls#

A:ALA-12>monitor router mpls interface aux-stats
=====
Monitor statistics for MPLS Interface "toR2"
=====
-----
At time t = 0 sec (Base Statistics)
```

```

-----
Transmitted : Pkts - 0           Octets - 0
Received    : Pkts - 0           Octets - 0
Transmitted : SR-Pkts - 0        SR-Octets - 0
Received    : SR-Pkts - 0        SR-Octets - 0
-----
A:ALA-12>monitor>router>mpls#
  
```

interface

Syntax

interface *interface* [*interface*] [**interval** *seconds*] [**repeat** *repeat*] [**absolute** | **rate**]

Context

[\[Tree\]](#) (monitor>router>ospf3 interface)

[\[Tree\]](#) (monitor>router>ospf interface)

Full Context

monitor router ospf3 interface

monitor router ospf interface

Description

This command displays statistics for OSPF interfaces at the configured interval until the configured count is reached.

The first screen displays the current statistics related to the OSPF interface(s). The subsequent statistical information listed for each interval is displayed as a delta to the previous display.

When the keyword **rate** is specified, the rate-per-second for each statistic is displayed instead of the delta.

Monitor commands are similar to **show** commands but only statistical information displays. Monitor commands display the selected statistics according to the configured number of times at the interval specified.

Parameters

interface

Specifies the IP address of the interface (*ip-address*) or interface name (*ip-int-name*). Up to five interfaces can be specified. If the string contains special characters (#, \$, spaces, and so on), the entire string must be enclosed within double quotes.

Values *ip-int-address, ip-address*

seconds

Configures the interval for each display, in seconds.

Values 3 to 60

Default 10

repeat

Configures how many times the command is repeated.

Values 1 to 999

Default 10

absolute

Displays raw statistics, without processing. No calculations are performed on the delta or rate statistics.

rate

Displays rate-per-second for each statistic instead of the delta.

Platforms

All

Output

The following output is an example of OSPF interface information.

Sample Output

```
A:ALA-12>monitor>router>ospf# interface to-104 interval 3 repeat 3 absolute
=====
Monitor statistics for OSPF Interface "to-104"
=====
At time t = 0 sec (Base Statistics)
-----
Tot Rx Packets : 8379          Tot Tx Packets : 8528
Rx Hellos      : 8225          Tx Hellos      : 8368
Rx DBDs        : 6             Tx DBDs        : 12
Rx LSRs        : 2             Tx LSRs        : 1
Rx LSUs        : 55           Tx LSUs        : 95
Rx LS Acks     : 91           Tx LS Acks     : 52
Retransmits    : 2             Discards       : 0
Bad Networks   : 0             Bad Virt Links : 0
Bad Areas      : 0             Bad Dest Adrs  : 0
Bad Auth Types : 0             Auth Failures  : 0
Bad Neighbors  : 0             Bad Pkt Types  : 0
Bad Lengths    : 0             Bad Hello Int. : 0
Bad Dead Int.  : 0             Bad Options    : 0
Bad Versions   : 0
-----
At time t = 3 sec (Mode: Absolute)
-----
Tot Rx Packets : 8379          Tot Tx Packets : 8528
Rx Hellos      : 8225          Tx Hellos      : 8368
Rx DBDs        : 6             Tx DBDs        : 12
Rx LSRs        : 2             Tx LSRs        : 1
Rx LSUs        : 55           Tx LSUs        : 95
Rx LS Acks     : 91           Tx LS Acks     : 52
Retransmits    : 2             Discards       : 0
Bad Networks   : 0             Bad Virt Links : 0
Bad Areas      : 0             Bad Dest Adrs  : 0
Bad Auth Types : 0             Auth Failures  : 0
Bad Neighbors  : 0             Bad Pkt Types  : 0
Bad Lengths    : 0             Bad Hello Int. : 0
Bad Dead Int.  : 0             Bad Options    : 0
Bad Versions   : 0
-----
```

```

At time t = 6 sec (Mode: Absolute)
-----
Tot Rx Packets : 8380          Tot Tx Packets : 8529
Rx Hellos      : 8226          Tx Hellos      : 8369
Rx DBDs        : 6             Tx DBDs        : 12
Rx LSRs        : 2             Tx LSRs        : 1
Rx LSUs        : 55            Tx LSUs        : 95
Rx LS Acks     : 91            Tx LS Acks     : 52
Retransmits    : 2             Discards       : 0
Bad Networks   : 0             Bad Virt Links : 0
Bad Areas      : 0             Bad Dest Adrs  : 0
Bad Auth Types : 0             Auth Failures  : 0
Bad Neighbors  : 0             Bad Pkt Types  : 0
Bad Lengths    : 0             Bad Hello Int. : 0
Bad Dead Int.  : 0             Bad Options    : 0
Bad Versions   : 0
-----

At time t = 9 sec (Mode: Absolute)
-----
Tot Rx Packets : 8380          Tot Tx Packets : 8529
Rx Hellos      : 8226          Tx Hellos      : 8369
Rx DBDs        : 6             Tx DBDs        : 12
Rx LSRs        : 2             Tx LSRs        : 1
Rx LSUs        : 55            Tx LSUs        : 95
Rx LS Acks     : 91            Tx LS Acks     : 52
Retransmits    : 2             Discards       : 0
Bad Networks   : 0             Bad Virt Links : 0
Bad Areas      : 0             Bad Dest Adrs  : 0
Bad Auth Types : 0             Auth Failures  : 0
Bad Neighbors  : 0             Bad Pkt Types  : 0
Bad Lengths    : 0             Bad Hello Int. : 0
Bad Dead Int.  : 0             Bad Options    : 0
Bad Versions   : 0
=====
A:ALA-12>monitor>router>ospf#

A:ALA-12>monitor>router>ospf# interface to-104 interval 3 repeat 3 rate
=====
Monitor statistics for OSPF Interface "to-104"
=====
At time t = 0 sec (Base Statistics)
-----
Tot Rx Packets : 8381          Tot Tx Packets : 8530
Rx Hellos      : 8227          Tx Hellos      : 8370
Rx DBDs        : 6             Tx DBDs        : 12
Rx LSRs        : 2             Tx LSRs        : 1
Rx LSUs        : 55            Tx LSUs        : 95
Rx LS Acks     : 91            Tx LS Acks     : 52
Retransmits    : 2             Discards       : 0
Bad Networks   : 0             Bad Virt Links : 0
Bad Areas      : 0             Bad Dest Adrs  : 0
Bad Auth Types : 0             Auth Failures  : 0
Bad Neighbors  : 0             Bad Pkt Types  : 0
Bad Lengths    : 0             Bad Hello Int. : 0
Bad Dead Int.  : 0             Bad Options    : 0
Bad Versions   : 0
-----

At time t = 3 sec (Mode: Rate)
-----
Tot Rx Packets : 0             Tot Tx Packets : 0
Rx Hellos      : 0             Tx Hellos      : 0
Rx DBDs        : 0             Tx DBDs        : 0
Rx LSRs        : 0             Tx LSRs        : 0
  
```

```

Rx LSUs      : 0
Rx LS Acks   : 0
Retransmits  : 0
Bad Networks : 0
Bad Areas    : 0
Bad Auth Types : 0
Bad Neighbors : 0
Bad Lengths  : 0
Bad Dead Int. : 0
Bad Versions : 0
Tx LSUs      : 0
Tx LS Acks   : 0
Discards     : 0
Bad Virt Links : 0
Bad Dest Adrs : 0
Auth Failures : 0
Bad Pkt Types : 0
Bad Hello Int. : 0
Bad Options  : 0
-----
At time t = 6 sec (Mode: Rate)
-----
Tot Rx Packets : 0
Rx Hellos      : 0
Rx DBDs        : 0
Rx LSRs        : 0
Rx LSUs        : 0
Rx LS Acks     : 0
Retransmits    : 0
Bad Networks   : 0
Bad Areas      : 0
Bad Auth Types : 0
Bad Neighbors  : 0
Bad Lengths    : 0
Bad Dead Int.  : 0
Bad Versions   : 0
Tot Tx Packets : 0
Tx Hellos      : 0
Tx DBDs        : 0
Tx LSRs        : 0
Tx LSUs        : 0
Tx LS Acks     : 0
Discards       : 0
Bad Virt Links : 0
Bad Dest Adrs : 0
Auth Failures  : 0
Bad Pkt Types  : 0
Bad Hello Int. : 0
Bad Options    : 0
-----
At time t = 9 sec (Mode: Rate)
-----
Tot Rx Packets : 0
Rx Hellos      : 0
Rx DBDs        : 0
Rx LSRs        : 0
Rx LSUs        : 0
Rx LS Acks     : 0
Retransmits    : 0
Bad Networks   : 0
Bad Areas      : 0
Bad Auth Types : 0
Bad Neighbors  : 0
Bad Lengths    : 0
Bad Dead Int.  : 0
Bad Versions   : 0
Tot Tx Packets : 0
Tx Hellos      : 0
Tx DBDs        : 0
Tx LSRs        : 0
Tx LSUs        : 0
Tx LS Acks     : 0
Discards       : 0
Bad Virt Links : 0
Bad Dest Adrs : 0
Auth Failures  : 0
Bad Pkt Types  : 0
Bad Hello Int. : 0
Bad Options    : 0
=====
A:ALA-12>monitor>router>ospf#
  
```

interface

Syntax

interface *interface* [*interface*] [*interval seconds*] [*repeat repeat*] [*absolute | rate*]

Context

[Tree] (monitor>router>rsvp interface)

Full Context

monitor router rsvp interface

Description

This command displays statistics for RSVP interfaces at the configured interval until the configured count is reached.

The first screen displays the current statistics related to the RSVP interface(s). The subsequent statistical information listed for each interval is displayed as a delta to the previous display. When the keyword **rate** is specified, the rate-per-second for each statistic is displayed instead of the delta.

Monitor commands are similar to **show** commands but only statistical information displays. Monitor commands display the selected statistics according to the configured number of times at the interval specified.

Parameters

interface

Specifies the IP address of the interface (*ip-address*) or interface name (*ip-int-name*). Up to five interfaces can be specified. If the string contains special characters (#, \$, spaces, and so on), the entire string must be enclosed within double quotes.

Values *ip-int-name, ip-address*

seconds

Configures the interval for each display, in seconds.

Values 3 to 60

Default 10

repeat

Configures how many times the command is repeated.

Values 1 to 999

Default 10

absolute

Displays raw statistics, without processing. No calculations are performed on the delta or rate statistics.

rate

Displays rate-per-second for each statistic instead of the delta.

Platforms

All

13.38 interface-connection

interface-connection

Syntax

interface-connection [*interval seconds*] [*repeat repeat*] [*absolute*|*rate*]

Context

[\[Tree\]](#) (monitor>port>atm interface-connection)

Full Context

monitor port atm interface-connection

Description

This command monitors ATM interface connection statistics.

Parameters

seconds

Configures the interval for each display in seconds.

Values 3 to 60

Default 10

repeat

Configures how many times the command is repeated.

Values 1 to 999

Default 10

absolute

Displays raw statistics, without processing. No calculations are performed on the delta or rate statistics.

rate

Displays rate-per-second for each statistic instead of the delta.

Platforms

7450 ESS, 7750 SR-7/12/12e, 7750 SR-a, 7750 SR-e, 7950 XRS

interface-connection

Syntax

interface-connection [*detail*]

Context

[\[Tree\]](#) (show>port>atm interface-connection)

Full Context

show port atm interface-connection

Description

This command displays ATM port interface connection information.

Parameters

detail

Displays detailed information.

Platforms

7450 ESS, 7750 SR-7/12/12e, 7750 SR-a, 7750 SR-e, 7950 XRS

13.39 interface-group-handler

interface-group-handler

Syntax

interface-group-handler [*index*]

Context

[\[Tree\]](#) (show interface-group-handler)

Full Context

show interface-group-handler

Description

This command displays Interface Group Handler (IGH) information.

If no command line options are specified, a summary listing of all IGHs is displayed.

Parameters

index

Specifies the index.

Values 1 to 100

Platforms

All

Output

The following output is an example of Interface Group Handler information, and [Table 213: Output Fields: show interface-group-handler](#) describes the output fields.

Sample Output: show interface-group-handler

```
A:ALU-27# show interface-group-handler
=====
Interface Group Handler Summary Information
=====
IGH Index Admin      Number of Threshold
         State      Members
-----
1         Up         4         4
2         Up         2         2
=====

A:ALU-27#

A:ALU-27#show interface-group-handler 2
=====
Interface Group Handler 2 Information
=====
Admin Status      : Up
Threshold         : 2                Last Change      : 02/02/2010 18:10:04
-----
Interface Group Handler Protocol Information
-----
Protocol Oper Status Active Links                Up Time
-----
ipcp      up         2                0d 00:15:04
ipv6cp    none        0                N/A
mplscp    waiting    0                N/A
osicp     none         0                N/A
-----
Port 1/5/2.2 Information
-----
Protocol Oper Status                Up Time
-----
ipcp      up         2                0d 00:15:05
ipv6cp    none        0                N/A
mplscp    running    0                N/A
osicp     none        0                N/A
-----
Port 1/5/2.3 Information
-----
Protocol Oper Status                Up Time
-----
ipcp      up         2                0d 00:15:05
ipv6cp    none        0                N/A
mplscp    running    0                N/A
osicp     none        0                N/A
=====

A:ALU-27#
```

Table 213: Output Fields: show interface-group-handler

Field	Description
IGH Index	A value between 1 and 100 that identifies the specific interface group handler.
Admin State	Up — The interface group handler is administratively up. Down — The interface group handler administratively down.
Number of Members	Identifies the number of ports or channels in the group, up to a maximum of 8.
Threshold	Indicates the minimum number of active links that must be present for the interface group handler to be active.

13.40 interface-id-mapping

interface-id-mapping

Syntax

interface-id-mapping

Context

[\[Tree\]](#) (show>router>dhcp6>local-dhcp-server interface-id-mapping)

Full Context

show router dhcp6 local-dhcp-server interface-id-mapping

Description

This command displays information about the DHCPv6 server that uses a unique /64 prefix per interface-ID options combination.

Platforms

7450 ESS, 7750 SR, 7750 SR-a, 7750 SR-e, 7750 SR-s, VSR

Output

The following output is an example of interface ID mapping information.

Sample Output

```
show router 600 dhcp6 local-dhcp-server "d6" interface-id-mapping
```

```
=====
Interface-ID Mappings for DHCPv6 server d6
=====
```



```

Mapped Prefix      : 2001:AAAA::/64
Relay Interface ID : 1/1/10
LDRA Interface ID  : (Not Specified)
Active Leases      : 2001:AAAA::1 (stable)
=====
1 prefix found
=====
    
```

[Table 214: Interface ID Mapping Field Descriptions](#) describes interface ID mapping field descriptions.

Table 214: Interface ID Mapping Field Descriptions

Field	Description
Mapped Prefix	The mapped prefix
Relay Interface ID	The value of the Interface-ID Option assigned by the DHCPv6 Relay Agent
LDRA Interface ID	The value of the Interface-ID Option assigned by the Lightweight DHCPv6 Relay Agent
Active Leases	The number of active leases
No. of prefixes found	The total number of prefixes found.

13.41 interface-statistics

interface-statistics

Syntax

interface-statistics service *service-id* all

interface-statistics service *service-id* group-interface *grp-if*

interface-statistics service *service-id* subscriber-interface *sub-if*

Context

[\[Tree\]](#) (clear>subscr-mgmt interface-statistics)

Full Context

clear subscriber-mgmt interface-statistics

Description

This command clears subscriber interface statistics.

Parameters

service-id

Specifies the service ID of the service

Values 1 to 214748364
svc-name: up to 64 characters

grp-id

Specifies the group interface name, up to 32 characters

sub-id

Specifies the subscriber interface, up to 32 characters

Platforms

7450 ESS, 7750 SR, 7750 SR-a, 7750 SR-e, 7750 SR-s, VSR

interface-statistics

Syntax

interface-statistics service *service-id* all

interface-statistics service *service-id* group-interface *grp-if*

interface-statistics service *service-id* subscriber-interface *sub-if*

Context

[\[Tree\]](#) (show>subscr-mgmt interface-statistics)

Full Context

show subscriber-mgmt interface-statistics

Description

This command displays subscriber interface statistics.

Parameters

service-id

Specifies the service ID of the service.

Values 1 to 2148278386
svc-name: up to 64 characters

grp-id

Specifies the group interface name, up to 32 characters

sub-id

Specifies the subscriber interface, up to 32 characters

Platforms

7450 ESS, 7750 SR, 7750 SR-a, 7750 SR-e, 7750 SR-s, VSR

Output

The following output is an example of service interface statistics information.

Sample Output

```
*B:Dut-C# show subscriber-mgmt interface-statistics service 10 all
=====
Subscriber statistics for svc 10, itf si-1
=====
-----
Ingress                Egress
-----
IP packets              15                15
Bytes in IP packets    1990              1990
Last cleared           06/28/2021 21:19:40
=====
Subscriber statistics for svc 10, itf gi-1-6
=====
-----
Ingress                Egress
-----
IP packets              5                 5
Bytes in IP packets    670               670
Last cleared           06/28/2021 21:19:40
=====
Subscriber statistics for svc 10, itf gi-1-11
=====
-----
Ingress                Egress
-----
IP packets              10               10
Bytes in IP packets    1320             1320
Last cleared           06/28/2021 21:19:40
=====
Number of active subscriber hosts    3
=====
*B:Dut-C#

*B:Dut-C# show subscriber-mgmt interface-statistics service 10 subscriber-interface "si-1"
=====
Subscriber statistics for svc 10, itf si-1
=====
-----
Ingress                Egress
-----
IP packets              15                15
Bytes in IP packets    1990              1990
Last cleared           06/28/2021 21:19:40
=====
Number of active subscriber hosts    3
=====
*B:Dut-C#

*B:Dut-C# show subscriber-mgmt interface-statistics service 10 group-interface "gi-1-6"
=====
Subscriber statistics for svc 10, itf gi-1-6
=====
```

```

-----
Ingress                               Egress
-----
IP packets                             5                               5
Bytes in IP packets                    670                             670
Last cleared                           06/28/2021 21:19:40
=====

Number of active subscriber hosts      1
=====
*B:Dut-C#

*B:Dut-C# show subscriber-mgmt interface-statistics service 10 group-interface "gi-1-
"gi-1-11" "gi-1-6"
*B:Dut-C# show subscriber-mgmt interface-statistics service 10 group-interface "gi-1-11"
=====
Subscriber statistics for svc 10, itf gi-1-11
=====
-----
Ingress                               Egress
-----
IP packets                             10                              10
Bytes in IP packets                    1320                             1320
Last cleared                           06/28/2021 21:19:40
=====

Number of active subscriber hosts      2
=====
*B:Dut-C#
  
```

13.42 iom

iom

Syntax

iom [*slot-number*]

Context

[\[Tree\]](#) (tools>dump>filter>resources iom)

Full Context

tools dump filter resources iom

Description

This command shows information about filter resource utilization on all IOMs or a specified IOM. Resource utilization per filter type is available, as well as filters using most resources on a given line card.

Parameters

slot-number

Specifies that only the filter resource utilization associated with the IOM card in this slot will be displayed.

Values 1 to 10

Platforms

All

Output

The following output is an example of filter resource utilization information for all IOMs.

Sample Output

```
*A:Dut-C>tools>dump>filter>resources># iom

=====
Number of ACL filter entries used / available on IOMs
=====
Slot                Used                Available
-----
1                    11                 65524
2                     5                 65530
3                     5                 65530
=====

=====
Number of ACL filters and filter entries used / available on FlexPaths
=====
Slot FlexPath   Dir   Filters  Filters  MAC/IP  MAC/IP  IPv6  IPv6
      used     avail  entries entries  entries entries  used  entries
      used     avail  used    avail  used    avail  used  avail
-----
1    1          Ingr    2    2045    10    65526    2    28670
      Egr    2    2045     5    32763    2    16382
2    1          Ingr    4    2043     7    65529    2    28670
      Egr    0    2047     2    32766    2    16382
3    1          Ingr    0    2047     7    65529    2    28670
      Egr    0    2047     2    32766    2    16382
=====

=====
Filters utilizing most resources (ordered by TCAM entries per FlexPath)
Only filters present on any IOM are displayed
=====
Type Id                Entries    Subentries  TCAM entries
                    (per FlexPath)
-----
No Mac filters found
-----
Ip    100                5          5            5
Ip    5:23                2          2            2
Ip    6:24                2          2            2
Ip    3                   1          1            1
Ip    4                   1          1            1
-----
Ipv6 fSpec-0           0          0            0
Ipv6 fSpec-2345       0          0            0
No more Ipv6 filters
=====
```

13.43 ip

ip

Syntax

ip [**filter-type** *filter-type*]

ip embedded [**inactive**]

ip *ip-filter-id* **embedded** [**inactive**]

ip *ip-filter-id* [**detail**]

ip *ip-filter-id* **associations**

ip *ip-filter-id* **type** *entry-type*

ip *ip-filter-id* **counters** [**type** *entry-type*] [**detail**]

ip *ip-filter-id* **entry** *entry-id* [**counters**] [**detail**]

ip *ip-filter-id* [**entry** *entry-id*] **effective-action** [{**ingress** | **egress**}]

ip *ip-filter-id* [**entry** *entry-id*] **effective-action router** [{**ingress** | **egress**}]

ip *ip-filter-id* [**entry** *entry-id*] **effective-action service** *service-id* [{ **ingress** | **egress**}]

Context

[\[Tree\]](#) (show>filter ip)

Full Context

show filter ip

Description

This command displays IPv4 filter information.

When **effective-action** is specified, this command displays what effectively happens to a packet that matches the criteria associated with the IPv4 filter policy.

Parameters

filter-type

Specifies the type of filter to display.

Values config, flowspec, host-common, openflow, vsd

inactive

Displays all, or optionally inactive embeddings. If *ip-filter-id* is specified, displays embeddings for the IP filter ID.

ip-filter-id

Specifies the IPv4 filter policy for which to display information. Values can be expressed in different formats; the following shows decimal integer format.

Values 1 to 65535

detail

Displays detailed information.

associations

Appends, to the detailed filter policy output, information about where the specified filter policy is applied.

entry-type

Specifies the type of filter entry to display.

Values fixed, radius-insert, credit-control-insert, flow-spec, embedded, radius-shared, pcc-rule

counters

Displays counter information for the specified filter ID. Egress counters count the packets without Layer 2 encapsulation. Ingress counters count the packets with Layer 2 encapsulation.

entry-id

Specifies the filter policy entry (of the specified filter policy) for which to display information.

Values 1 to 2097151

effective-action

Displays the action that the system will effectively apply to the packet.

ingress

Filters the output and only displays the information for filter policies applied on ingress.

egress

Filters the output and only displays the information for filter policies applied on egress.

router

Filters the output and only displays the information for that specific service ("Base" instance).

service-id

Filters the output and only displays the information for the specified service. The specified value must correspond to an existing service in which the filter has been applied.

Platforms

All

Output

Show Filter (no policy specified) — The following is a sample output of IPv4 filter information when no policy is specified. [Table 215: Show IP Filter Output Fields - no policy specified](#) describes the command output fields.

Sample Output

```
A:ALA-49# show filter ip
=====
```

```

Configured IP Filters                                     Total:    2
=====
Filter-Id  Scope    Applied Description
-----
5          Template Yes
6          Template Yes
=====
Host Common IP Filters                                 Total:    2
=====
Filter-Id          Description
-----
5:P4              Auto-created PCC-Rule Ingress Filter
6:P5              Auto-created PCC-Rule Egress Filter
=====
Num IP filters: 4
=====

```

Table 215: Show IP Filter Output Fields - no policy specified

Label	Description
Filter Id	The IP filter ID
Scope	Template — the filter policy is of type template
	Exclusive—the filter policy is of type exclusive
Applied	No — the filter policy ID has not been applied
	Yes — the filter policy ID is applied
Description	The IP filter policy description

Show Filter (no filter-id specified, embedded keyword specified) — The following is a sample output of IPv4 filter information when no filter ID is specified but the embedded keyword is specified. [Table 216: Filter IP Output Fields \(No Filter ID Specified, Embedded Keyword Specified\)](#) describes the command output fields.

Sample Output

```

*A:Dut-C>config>filter# show filter ip embedded
=====
IP Filter embedding
=====
In    From    Priority    Inserted    Status
-----
10    2        50          1/1         OK
      1        100         1/2         OK- 1 entry overwritten
20    2        100         0/5         Failed – out of resources
=====

```


Table 216: Filter IP Output Fields (No Filter ID Specified, Embedded Keyword Specified)

Label	Description
In	Shows embedding filter index
From	Shows embedded filters included
Priority	Shows priority of embedded filter
Inserted	Shows embedded/total number of entries from embedded filter. Status: OK — embedding operation successful, if any entries are overwritten this will also be indicated Failed — embedding failed, the reason is displayed (out of resources)

Show Filter (with filter-id specified) — The following is a sample output of IPv4 filter information with the filter ID specified. [Table 217: Show IP Filter Policy Output Fields](#) describes the command output fields.

Sample Output

```
*A:Dut-B>config>filter>ip-filter# show filter ip 10
=====
IP Filter
=====
Filter Id       : 10
Scope          : Embedded
Type           : Normal
Entries        : 4
Description    : (Not Specified)
Filter Name    : 10
```

Table 217: Show IP Filter Policy Output Fields

Label	Description
Filter Id	The IPv4 filter policy ID
Applied	No — the filter policy ID has not been applied
	Yes — the filter policy ID is applied
Scope	Template — the filter policy is of type template
	Exclusive — the filter policy is of type exclusive
Type	Normal — the filter policy is of type normal
	src-mac — the filter policy is of type src-mac
	Packet-length — the filter policy is of type packet-length

Label	Description
Def. Action	Forward — the default action for the filter ID for packets that do not match the filter entries is to forward
	Drop — the default action for the filter ID for packets that do not match the filter entries is to drop
System filter	Indicates if the filter has been chained to a system filter
Radius Ins Pt	Indicates the RADIUS insertion point, if any
CrCtl. Ins Pt	Indicates the Credit Control insertion point, if any
RadSh. Ins Pt	Indicates the RADIUS shared insertion point, if any
PccRI. Ins Pt	Indicates the PCC rule insertion point, if any
Entries	The number of entries configured in this filter ID
Description	The IPv4 filter policy entry description string
Filter Match Criteria	IP — Indicates the filter is an IPv4 filter policy
Entry	The filter entry ID; if the filter entry ID indicates the entry is (Inactive), then the filter entry is incomplete as no action has been specified
Description	The IPv4 filter policy entry description string
Log Id	The filter log ID
Src. IP	The source IPv4 address and prefix length match criterion; "0.0.0.0/0" indicates no criterion specified for the filter entry
Src. Port	The source TCP, UDP, or SCTP port number, port range, or port match list
Dest. IP	The destination IPv4 address and prefix length match criterion; "0.0.0.0/0" indicates no criterion specified for the filter entry
Dest. Port	The destination TCP, UDP, or SCTP port number, port range, or port match list
Protocol	The protocol for the match criteria; undefined indicates no protocol specified
Dscp	The DiffServ Code Point (DSCP) name
ICMP Type	The ICMP type match criterion; undefined indicates no ICMP type specified
ICMP Code	The ICMP code field in the ICMP header of an IPv4 packet

Label	Description
Fragment	False — Indicates if the filter is configured to match on all non-fragmented packets
	True — Indicates if the filter is configured to match on all fragmented packets
	First-Only — Indicates if the filter is configured to match the first fragment of a fragmented packet
	Non-First-Only — Indicates if the filter is configured to match a fragment of a fragmented packet, but not the first fragment
	Off — fragments are not a matching criteria. All fragments and non-fragments implicitly match
Src Route Opt	Indicates if the source route option has been set
Sampling	Off — specifies that traffic sampling is disabled
	On—specifies that traffic matching the associated IPv4 filter entry is sampled
Int. Sampling	Off — interface traffic sampling is disabled
	On — interface traffic sampling is enabled
IP-Option	Specifies matching packets with a specific IPv4 option or a range of IPv4 options in the IPv4 header for IPv4 filter match criteria
Multiple Option	Off — the option fields are not checked
	On — packets containing one or more option fields in the IPv4 header will be used as IPv4 filter match criteria
Tcp-flag	<p>Specifies the list of TCP flags selected:</p> <ul style="list-style-type: none"> • match true is represented with the TCP flag value • match false is represented with an exclamation mark before the flag value <p>TCP flags not selected as match criteria are not displayed</p> <p>Example:</p> <p>Matching "tcp-ack true" and "tcp-rst false" is represented in the show command as Tcp-flag : Ack !Rst</p>
Option-present	Off — specifies not to search for packets that contain the option field or have an option field of zero
	On — matches packets that contain the option field or have an option field of zero be used as IPv4 filter match criteria
Egress PBR	Indicates if the egress-pbr flag is set for this entry

Label	Description
Primary Action	Indicates the configured action, if any; indented sub-labels in the show output provide configured parameters for this action
Secondary Action	Indicates the configured secondary action, if any; indented sub-labels in the show output provide configured parameters for this action
PBR Target Status	The status of the target of the primary or secondary action based on simple checks
Extended Action	Indicates the configured extended action, if any
PBR Down Action	Indicates the action to take when the target is down; packets that match the entry criteria will be subject to the PBR Down Action in case the target of the main action is down
Downloaded Action	The action downloaded by CPM to IOM
Dest. Stickiness	Indicates whether stickiness is configured
Hold Remain	The stickiness timer
Ing. Matches	The number of ingress filter matches/hits for the filter entry
Egr. Matches	The number of egress filter matches/hits for the filter entry

Show Filter Associations — The following is a sample output of IPv4 filter information when the **associations** keyword is specified. [Table 218: Filter IP Associations Output Fields](#) describes the command output fields.

Sample Output

```
A:ALA-49# show filter ip 1 associations
=====
IP Filter
=====
Filter Id       : 4                               Applied       : Yes
Scope          : Template                       Def. Action   : Drop
System filter   : Unchained
Radius Ins Pt  : n/a
CrCtl. Ins Pt  : n/a
RadSh. Ins Pt  : n/a
PccRl. Ins Pt  : n/a
Entries        : 1
Description     : (Not Specified)
-----
Filter Association : IP
-----
Service Id     : 2                               Type          : VPLS
- SAP         1/2/2 (Ingress)
-----
Filter associated with IOM: 1
=====
```

Table 218: Filter IP Associations Output Fields

Label	Description
Filter Id	The IPv4 filter policy ID
Applied	No — the filter policy ID has not been applied
	Yes — the filter policy ID is applied
Scope	Template — the filter policy is of type Template
	Exclusive — the filter policy is of type Exclusive
Type	Normal — the filter policy is of type normal
	src-mac — the filter policy is of type src-mac
	Packet-length — the filter policy is of type packet-length
Def. Action	Forward — the default action for the filter ID for packets that do not match the filter entries is to forward
	Drop—the default action for the filter ID for packets that do not match the filter entries is to drop
System filter	Indicates if the filter has been chained to a system filter
Radius Ins Pt	Indicates the RADIUS insertion point, if any
CrCtl. Ins Pt	Indicates the Credit Control insertion point, if any
RadSh. Ins Pt	Indicates the RADIUS shared insertion point, if any
PccRI. Ins Pt	Indicates the PCC rule insertion point, if any
Entries	The number of entries configured in this filter ID
Description	The IPv4 filter policy description
Filter Association	Indicates the filter is an IPv4 filter policy
Service Id	The service ID on which the filter policy ID is applied; the output also provides a list of service points where the filter has been applied
Type	The type of service of the service ID
(Ingress)	The filter policy ID is applied as an ingress filter policy on the interface
(Egress)	The filter policy ID is applied as an egress filter policy on the interface

Show Filter Counters — The following is a sample output of IPv4 filter information when the **counters** keyword is specified. [Table 219: Filter IP Counters Output Field Descriptions](#) describes the command output fields.

Egress counters count the packets without Layer 2 encapsulation. Ingress counters count the packets with Layer 2 encapsulation.

Sample Output

```
*A:ALA-48# show filter ip 100 counters
=====
IP Filter
=====
Filter Id       : 4                               Applied       : Yes
Scope          : Template                       Def. Action   : Drop
System filter   : Unchained
Radius Ins Pt   : n/a
CrCtl. Ins Pt   : n/a
RadSh. Ins Pt   : n/a
PccRl. Ins Pt   : n/a
Entries         : 1
Description     : (Not Specified)
-----
Filter Match Criteria : IP
-----
Entry          : 4001
Ing. Matches   : 9788619 pkts (978861900 bytes)
Egr. Matches   : 9788619 pkts (978861900 bytes)
=====
```

Table 219: Filter IP Counters Output Field Descriptions

Label	Description
Filter Id	The IPv4 filter policy ID
Applied	No — the filter policy ID has not been applied
	Yes — the filter policy ID is applied
Scope	Template — the filter policy is of type Template
	Exclusive — the filter policy is of type Exclusive
Def. Action	Forward — the default action for the filter ID for packets that do not match the filter entries is to forward
	Drop — the default action for the filter ID for packets that do not match the filter entries is to drop
System filter	Indicates if the filter has been chained to a system filter
Radius Ins Pt	Indicates the RADIUS insertion point, if any
CrCtl. Ins Pt	Indicates the Credit Control insertion point, if any
RadSh. Ins Pt	Indicates the RADIUS shared insertion point, if any

Label	Description
PccRI. Ins Pt	Indicates the PCC rule insertion point, if any
Entries	The number of entries configured in this filter ID
Description	The IPv4 filter policy description
Filter Match Criteria	IP — Indicates the filter is an IPv4 filter policy
Entry	The filter entry ID; if the filter entry ID indicates the entry is (Inactive), then the filter entry is incomplete as no action has been specified
Ing. Matches	The number of ingress filter matches/hits for the filter entry
Egr. Matches	The number of egress filter matches/hits for the filter entry

Show Filter IP Output (with effective-action specified) — The following is a sample output of IPv4 filter information when the **effective-action** keyword is specified. [Table 220: Show Filter IP effective-action Output Field Descriptions](#) describes the command output fields.

If the main action (either primary or secondary) cannot be performed, a reason will be given. This will be displayed on the same line as the Effective Action. The reason codes as currently defined are:

- action not supported in L2 service
- action not supported in L3 service
- action not supported on egress
- destination not reachable
- egress-pbr is off
- egress-pbr is on
- entry-default
- filter-default-action
- not POS unnumbered interface
- pbr-down-action-override
- target does not exist

Sample Output

```
show filter ip 1 effective-action
=====
IP Filter
=====
Filter Id       : 1                               Applied       : Yes
Scope          : Template                       Def. Action   : Drop
Entries        : 1
Description     : (Not Specified)
-----
Entry          : 1
-----
Stickiness     : No
PBR Dwn Act Override: None
PBR Down Action : Drop (entry-default)
```

```

Configuration
Primary Action      : Forward (SAP)
  Next Hop          : 1/1/2
  Service Id        : 10
Secondary Action    : None

Status
Target status based on extended checks
  Primary Action    : Down
  Secondary Action  : None
Downloaded Action   : Primary
Stickiness Timer    : Not Running

Effective Action based on application context
Service Id          : 10                               Type          : VPLS
Ingress
  Effective Action: Drop (entry-default)
=====
  
```

Table 220: Show Filter IP effective-action Output Field Descriptions

Label	Description
Filter Id	The IPv4 filter policy ID
Applied	No — the filter policy ID has not been applied
	Yes — the filter policy ID is applied
Scope	Template — the filter policy is of type Template
	Exclusive — the filter policy is of type Exclusive
Def. Action	Forward — the default action for the filter ID for packets that do not match the filter entries is to forward
	Drop — the default action for the filter ID for packets that do not match the filter entries is to drop
Entries	The number of entries configured in this filter ID
Description	The IPv4 filter policy description
Entry	The filter entry ID; if the filter entry ID indicates the entry is (Inactive), then the filter entry is incomplete as no action has been specified
Stickiness	No — stickiness is not configured
	Yes — stickiness is configured
PBR Dwn Act Override	Indicates whether or not the action to take when the PBR target is down has been overridden

Label	Description
PBR Down Action	Indicates the action to take when the target is down; packets that match the entry criteria will be subject to the PBR Down Action in case the target of the main action is down
Configuration	Section of the output providing information on the configured parameters
Primary Action	The configured action, if any; indented sub-labels in the show output provide configured parameters for this action
Secondary Action	The configured secondary action, if any; indented sub-labels in the show output provide configured parameters for this action
Status/Target status based on extended checks	Section of the output providing information on the operational status of certain parameters
Primary Action	The status of the target of the primary action, if any configured, based on extended checks
Secondary Action	The status of the target of the secondary action, if any configured, based on extended checks
Downloaded Action	The action downloaded by the CPM to the IOM
Stickiness Timer	The status of the stickiness timer, if any
Effective Action based on application context	Section of the output providing the effective action, in the context of services, that a packet matching the criteria will be subject to
Service Id	The service ID on which the filter policy ID is applied; the output also provides a list of service points where the filter has been applied
Type	The service type in which the service has been applied
Ingress/Egress	The direction in which the service has been applied
Effective Action	The effective action that the packet will be subject to
Extended Action	Indicates the configured extended action, if any

ip

Syntax

ip *ip-filter-id* [**entry** *entry-id*] [**{ingress | egress}**]

Context

[Tree] (clear>filter ip)

Full Context

```
clear filter ip
```

Description

Clears the counters associated with the entries of the specified IPv4 filter policy.

By default, the counters associated with each entry of the specified filter policy are all cleared. The scope of which counters are cleared can be narrowed using the command line parameters.

Default

Clears all counters associated with each entry of the specified IPv4 filter policy.

Parameters

ip-filter-id

The IPv4 filter policy ID for which to clear the entry counters. Values can be expressed in different formats. The following shows decimal integer format.

Values 1 to 65535

entry-id

Specifies that only the counters associated with the specified filter policy entry are cleared.

Values 1 to 2097151

ingress

Specifies to only clear the ingress counters.

egress

Specifies to only clear the egress counters.

Platforms

All

```
ip
```

Syntax

```
ip ip-filter-id
```

Context

[\[Tree\]](#) (tools>dump>filter>resources ip)

Full Context

```
tools dump filter resources ip
```

Description

This command displays information about the specified IP filter including resource utilization on CPM and IOM, the IOMs on which the filter is used, and the entries using the most resources.

Parameters

ip-filter-id

Specifies that only the filter resource utilization associated with this IP filter will be displayed.

Values 1 to 65535

Platforms

All

Output

The following output is an example of IP filter resource utilization information.

Sample Output

```
*A:Dut-C>tools>dump>filter>resources># ip 100

=====
Resource utilization details for Ip filter 100
=====
CPM entries used           : 5
CPM subentries used       : 5
TCAM entries used (per FlexPath) : 5
Associated with IOMs      : 1,2,3,4,5,6,7,8,9,10

-----
Largest 5 entries
-----
Entry ID                    Active          TCAM entries
                          (per FlexPath)
-----
3                            Yes             1
4                            Yes             1
5                            Yes             1
6                            Yes             1
100                          Yes             1
-----
=====
```

ip

Syntax

ip entry *entry-id* [*interval seconds*] [*repeat repeat*] [*absolute* | *rate*]

Context

[\[Tree\]](#) (monitor>cpm-filter ip)

Full Context

monitor cpm-filter ip

Description

This command displays monitor command statistics for IP filter entries.

Parameters

entry-id

Displays information on the specified filter entry ID for the specified filter ID only.

Values 1 to 2048

seconds

Configures the interval for each display in seconds.

Values 3 to 60

Default 10 seconds

repeat

Configures how many times the command is repeated.

Values 1 to 999

Default 10

absolute

Displays raw statistics, without processing. No calculations are performed on the delta or rate statistics.

rate

Displays rate-per-second for each statistic instead of the delta.

Platforms

7450 ESS, 7750 SR, 7750 SR-a, 7750 SR-e, 7750 SR-s, 7950 XRS

ip

Syntax

ip *ip-filter-id* **entry** *entry-id* [**interval** *seconds*] [**repeat** *repeat*] [**absolute** | **rate**]

Context

[Tree] (monitor>filter ip)

Full Context

monitor filter ip

Description

This command enables IP filter monitoring. The statistical information for the specified IP filter entry displays at the configured interval until the configured count is reached.

The first screen displays the current statistics related to the specified IP filter. The subsequent statistical information listed for each interval is displayed as a delta to the previous display.

When the keyword **rate** is specified, the rate-per-second for each statistic is displayed instead of the delta.

Monitor commands are similar to **show** commands but only statistical information displays. Monitor commands display the selected statistics according to the configured number of times at the interval specified.

Parameters

ip-filter-id

Displays detailed information for the specified filter ID and its filter entries.

Values [1 to 65535] | fSpec-[0 to 2147483647] | [1 to 65535 to 8192] | [1 to 65535:P1 to 4096] | _tmnx_tms_egr- *mda-id*-F | _tmnx_tms-ing-*mda-id*-F | _tmx_ofs_ofs-name | _tmnx_vsd_[1 to 65535] | name: 64 chars max

entry-id

Displays information on the specified filter entry ID for the specified filter ID only.

Values [1 to 65535], fSpec-[0 to 2147483647]-[1 to 65353]

seconds

Configures the interval for each display in seconds.

Values 3 to 60

Default 10 seconds

repeat

Configures how many times the command is repeated.

Values 1 to 999

Default 10

absolute

Displays raw statistics, without processing. No calculations are performed on the delta or rate statistics.

rate

Displays rate-per-second for each statistic instead of the delta.

Platforms

All

Output

The following output is an example of filter IP information.

Sample Output

```
A:ALA-1>monitor# filter ip 10 entry 1 interval 3 repeat 3 absolute
=====
```

```

Monitor statistics for IP filter 10 entry 1
=====
At time t = 0 sec (Base Statistics)
-----
Ing. Matches: 0                      Egr. Matches   : 0
-----
At time t = 3 sec (Mode: Absolute)
-----
Ing. Matches: 0                      Egr. Matches   : 0
-----
At time t = 6 sec (Mode: Absolute)
-----
Ing. Matches: 0                      Egr. Matches   : 0
-----
At time t = 9 sec (Mode: Absolute)
-----
Ing. Matches: 0                      Egr. Matches   : 0
=====
A:ALA-1>monitor#

A:ALA-1>monitor# filter ip 10 entry 1 interval 3 repeat 3 rate
=====
Monitor statistics for IP filter 10 entry 1
=====
At time t = 0 sec (Base Statistics)
-----
Ing. Matches: 0                      Egr. Matches   : 0
-----
At time t = 3 sec (Mode: Rate)
-----
Ing. Matches: 0                      Egr. Matches   : 0
-----
At time t = 6 sec (Mode: Rate)
-----
Ing. Matches: 0                      Egr. Matches   : 0
-----
At time t = 9 sec (Mode: Rate)
-----
Ing. Matches: 0                      Egr. Matches   : 0
=====
A:ALA-1>monitor#
  
```

ip

Syntax

ip entry *entry-id* [**interval seconds**] [**repeat repeat**] [**absolute | rate**]

Context

[\[Tree\]](#) (monitor>management-access-filter ip)

Full Context

monitor management-access-filter ip

Description

This command monitors statistics for the MAF IP filter entry.

Parameters

entry-id

Specifies an existing IP MAF entry ID.

Values 1 to 9999

seconds

Configures the interval for each display in seconds.

Values 3 to 60

Default 10

repeat

Configures how many times the command is repeated.

Values 1 to 999

Default 10

absolute

Displays raw statistics, without processing. No calculations are performed on the delta or rate statistics.

rate

Displays rate-per-second for each statistic instead of the delta.

Platforms

All

ip

Syntax

ip

Context

[\[Tree\]](#) (show>system ip)

Full Context

show system ip

Description

This command displays the system IP configuration.

Platforms

All

ip

Syntax

ip

Context

[\[Tree\]](#) (clear ip)

Full Context

clear ip

Description

Commands in this context clear IP tunnel information.

Platforms

7450 ESS, 7750 SR, 7750 SR-e, 7750 SR-s, VSR

ip

Syntax

ip

Context

[\[Tree\]](#) (show ip)

Full Context

show ip

Description

Commands in this context display IP related information.

Platforms

All

13.44 ip-exception

ip-exception

Syntax

ip-exception

ip-exception *ip-filter-id*

ip-exception *ip-filter-id* [{**associations** | **counters**}]

ip-exception *ip-filter-id* **entry** *entry-id* [**counters**]

Context

[Tree] (show>filter ip-exception)

Full Context

show filter ip-exception

Description

This command shows IPv4 exception information.

Parameters

filter-id

Specifies the IPv4 exception filter.

Values 1 to 65535

associations

Displays associations applicable to the specified IPv4 exception.

counters

Displays counters for the specified IPv4 exception.

entry *entry-id*

Specifies an integer that identifies the entry.

Values 1 to 2097151

Platforms

VSR

Output

The following output is an example of IPv4 exception filter information, and [Table 221: IPv4 Exception Output Fields](#) describes the fields.

Sample Output

```
*A:Dut-C>config>filter>ip-except>entry$ show filter ip-exception 1
=====
IP-Exception Filter
=====
Filter Id           : 1                               Applied           : Yes
```

```

Scope           : Template
Entries         : 2
Description     : Default description for ip-exception 1
Filter Name     : ip-exception-1
-----
Filter Match Criteria : IP
-----
Entry          : 1
Description    : Default description for Ip Exception Policy id # 1 entry
                1
Src. IP        : 0.0.0.0/0
Src. Port      : n/a
Dest. IP       : 0.0.0.0/0
Dest. Port     : n/a
Protocol       : 1
ICMP Type      : Undefined           ICMP Code      : Undefined
Ing. Matches   : 0 pkts
Egr. Matches   : 10 pkts (1060 bytes)
Entry          : 2
Description    : (Not Specified)
Src. IP        : 192.168.1.0/24
Src. Port      : n/a
Dest. IP       : 10.10.1.0/24
Dest. Port     : n/a
Protocol       : Undefined
ICMP Type      : Undefined           ICMP Code      : Undefined
Ing. Matches   : 0 pkts
Egr. Matches   : 0 pkts
=====
*A:Dut-C>config>filter>ip-except>entry$
  
```

Table 221: IPv4 Exception Output Fields

Label	Description
Filter-Id	The filter ID.
Scope	Template — The filter policy is of type Template. Exclusive — The filter policy is of type Exclusive.
Applied	No — The IPv6 exception filter has not been applied. Yes — The IPv6 exception filter is applied.
Entries	The number of entries.
Description	The description of the specified filter, if specified.
Filter Name	The filter name.
Filter Match Criteria	IP — Indicates the filter is an IPv4 filter policy.
Entry	The number of active or inactive entries.
Description	The IPv4 filter policy entry description string.
Src. IP	The source IP address of the logged packet.
Src. Port	The source port of the logged packet.

Label	Description
Dst. IP	The destination IP address of the logged packet.
Dst. Port	The destination port of the logged packet.
Protocol	The protocol for the match criteria; undefined indicates no protocol specified.
ICMP Type	The ICMP type match criterion. Undefined indicates no ICMP type specified.
Ing. Matches	The number of packets matched on ingress.
Egr. Matches	The number of packets matched on egress.

ip-exception

Syntax

ip-exception *filter-id* [**entry** *entry-id*] [{**ingress** | **egress**}]

Context

[Tree] (clear>filter ip-exception)

Full Context

clear filter ip-exception

Description

This command clears the counters associated with the entries of the specified IP exception filter policy.

Parameters

filter-id

Specifies the filter policy ID for which to clear the entry counters.

Values 1 to 65535

entry-id

Specifies that only the counters associated with the specified filter policy entry are cleared.

Values 1 to 2097151

ingress

Specifies to only clear the ingress counters.

egress

Specifies to only clear the egress counters.

Platforms

7450 ESS, 7750 SR, 7750 SR-e, 7750 SR-s, VSR

13.45 ip-filter

ip-filter

Syntax

ip-filter [**entry** *entry-id*]

Context

[\[Tree\]](#) (show>system>security>cpm-filter ip-filter)

Full Context

show system security cpm-filter ip-filter

Description

This command displays CPM IP filters.

Parameters

entry-id

Identifies a CPM filter entry as configured on this system.

Values 1 to 131072

Platforms

7450 ESS, 7750 SR, 7750 SR-a, 7750 SR-e, 7750 SR-s, 7950 XRS

Output

The following displays IP filter entry information.

[Table 222: Show CPM IP Filter Output Fields](#) describes CPM IP filter output fields.

Sample Output

```
A:ALA-35# show system security cpm-filter ip-filter
```

```
=====
```

```
CPM IP Filters
```

```
=====
```

Entry-Id	Dropped	Forwarded	Description
101	25880	0	CPM-Filter 10.4.101.2 #101
102	25880	0	CPM-Filter 10.4.102.2 #102
103	25880	0	CPM-Filter 10.4.103.2 #103
104	25882	0	CPM-Filter 10.4.104.2 #104
105	25926	0	CPM-Filter 10.4.105.2 #105
106	25926	0	CPM-Filter 10.4.106.2 #106

```

107      25944      0      CPM-Filter 10.4.107.2 #107
108      25950      0      CPM-Filter 10.4.108.2 #108
109      25968      0      CPM-Filter 10.4.109.2 #109
110      25984      0      CPM-Filter 10.4.110.2 #110
111      26000      0      CPM-Filter 10.4.111.2 #111
112      26018      0      CPM-Filter 10.4.112.2 #112
113      26034      0      CPM-Filter 10.4.113.2 #113
114      26050      0      CPM-Filter 10.4.114.2 #114
115      26066      0      CPM-Filter 10.4.115.2 #115
116      26084      0      CPM-Filter 10.4.116.2 #116
=====
A:ALA-35#

A:ALA-35# show system security cpm-filter ip-filter entry 101
=====
CPM IP Filter Entry
=====
Entry Id      : 101
Description   : CPM-Filter 10.4.101.2 #101
-----
Filter Entry Match Criteria :
-----
Log Id       : n/a
Src. IP      : 10.4.101.2/32      Src. Port    : 0
Dest. IP     : 10.4.101.1/32    Dest. Port   : 0
Protocol     : 6                Dscp        : ef
ICMP Type    : Undefined       ICMP Code    : Undefined
Fragment     : True            Option-present : Off
IP-Option    : 130/255         Multiple Option : True
TCP-syn      : Off             TCP-ack     : True
Match action : Drop
=====
A:ALA-35#

```

Table 222: Show CPM IP Filter Output Fields

Label	Description
Entry-Id	Displays information about the specified management access filter entry
Dropped	Displays the number of dropped events.
Forwarded	Displays the number of forwarded events.
Description	Displays the CPM filter description.
Log ID	Displays the log ID where matched packets will be logged.
Src IP	Displays the source IP address(/netmask or prefix-list)
Dest. IP	Displays the destination IP address(/netmask).
Src Port	Displays the source port number (range).
Dest. Port	Displays the destination port number (range).
Protocol	Displays the Protocol field in the IP header.

Label	Description
Dscp	Displays the DSCP field in the IP header.
Fragment	Displays the 3-bit fragment flags or 13-bit fragment offset field.
ICMP Type	Displays the ICMP type field in the ICMP header.
ICMP Code	Displays the ICMP code field in the ICMP header.
TCP-syn	Displays the SYN flag in the TCP header.
TCP-ack	Displays the ACK flag in the TCP header
Match action	When the criteria matches, displays drop or forward packet.
Next Hop	In case match action is forward, indicates destination of the matched packet.
Dropped pkts	Indicates number of matched dropped packets
Forwarded pkts	Indicates number of matched forwarded packets.

ip-filter

Syntax

ip-filter [**entry** *entry-id*]

Context

[\[Tree\]](#) (show>system>security>mgmt-access-filter ip-filter)

Full Context

show system security management-access-filter ip-filter

Description

This command displays management-access IP filters.

Parameters

entry-id

Displays information for the specified entry.

Values 1 to 9999

Platforms

All

Output

The following output is an example of MAF IP filter information and [Table 223: Show Management Access Filter Output Fields](#) describes the management access filter output fields.

Sample Output

```
*A:Dut-F# show system security management-access-filter ip-filter
=====
IPv4 Management Access Filter
=====
filter type:      : ip
Def. Action      : permit
Admin Status     : enabled (no shutdown)
-----
Entry            : 1
Description      : (Not Specified)
Src IP           : ip-prefix-list "MAF-MATCH-ALLOW"
Src interface    : undefined
Dest port        : undefined
Protocol         : undefined
Router           : undefined
Action           : none
Log              : disabled
Matches          : 0
=====
*A:Dut-F#
```

Table 223: Show Management Access Filter Output Fields

Label	Description
Def. action	Permit — Specifies that packets not matching the configured selection criteria in any of the filter entries are permitted. Deny — Specifies that packets not matching the configured selection criteria in any of the filter entries are denied and that a ICMP host unreachable message will be issued. Deny-host-unreachable — Specifies that packets not matching the configured selection criteria in the filter entries are denied.
Entry	The entry ID in a policy or filter table.
Description	A text string describing the filter.
Src IP	The source IP address or prefix list used for management access filter match criteria.
Src interface	The interface name for the next hop to which the packet should be forwarded if it hits this filter entry.
Dest port	The destination port.
Matches	The number of times a management packet has matched this filter entry.
Protocol	The IP protocol to match.

Label	Description
Action	The action to take for packets that match this filter entry.

ip-filter

Syntax

ip-filter [*entry entry-id*]

Context

[\[Tree\]](#) (clear>cpm-filter ip-filter)

Full Context

clear cpm-filter ip-filter

Description

This command clears IP filter statistics.

Parameters

entry-id

Specifies a particular CPM IP filter entry.

Values 1 to 2048

Platforms

7450 ESS, 7750 SR, 7750 SR-a, 7750 SR-e, 7750 SR-s, 7950 XRS

ip-filter

Syntax

ip-filter *ip-filter-id*

Context

[\[Tree\]](#) (tools>perform>filter ip-filter)

Full Context

tools perform filter ip-filter

Description

Commands in this context perform IP filter operations.

Parameters

ip-filter-id

Specifies a particular IP filter ID or filter name.

Values *filter-id* | *filter-name*

filter-id

Specifies the IP filter ID.

Values 1 to 65535

filter-name

Specifies name of the IP filter, upto 64 characters.

Platforms

All

13.46 ip-identification-assist

ip-identification-assist

Syntax

ip-identification-assist [**isa** *mda-id/esa-vm-id*]

Context

[\[Tree\]](#) (show>app-assure>group ip-identification-assist)

Full Context

show application-assurance group ip-identification-assist

Description

This command displays the status and statistics for the IP identification assist feature.

Parameters

isa *mda-id*

Specifies the slot and MDA of the ISA in the format *slot/mda*.

Values	
<i>slot/mda</i>	
<i>slot</i>	1 to 10, depending on chassis model
<i>mda</i>	1 to 2, depending on chassis model

isa *esa-vm-id*

Specifies the ESA and ESA VM in the format *esa-esa-id/vm-id*.

Values		
	<i>esa-esa-id/vm-id</i>	
	<i>esa-id</i>	1 to 16
	<i>vm-id</i>	1 to 4

Platforms

7450 ESS, 7750 SR, 7750 SR-e, 7750 SR-s, VSR

Output

Use the following command to display IP identification assist information for a group.

```
show application-assurance group 1 ip-identification-assist isa 1/1
```

Sample Output

```
=====
Application Assurance Group 1 IP Identification Assist
=====
ip-identification-assist          : Up
passive-dns-monitor              : Enabled
-----
IP Entry Statistics
-----
Maximum IP entries                : 100000
Free IP entries                   : 99866
Active IP entries                 : 134
  application                     : 126
  parent application              : 6
  conflict (apps/parent)          : 0
  conflict (other)                : 2
-----
Active IP entry match status
-----
IP entry matched                  : 85
IP entry not matched              : 49
-----
Cumulative IP lookup results
-----
total misses                      : 1383
total matches                     : 594
  match - application             : 528
  match - parent application      : 56
  match - app/parent conflict     : 0
  match - other conflict          : 10
=====
```

Use the following command to display IP identification assist information for a partition.

```
show application-assurance group 1:0 ip-identification-assist isa 1/1
```

Sample Output

```
=====
Application Assurance Group 1:0 IP Identification Assist
=====
ip-identification-assist          : Up
passive-dns-monitor              : Enabled
-----
Passive DNS Monitoring Statistics
-----
DNS responses                    : 658
  ignored - no reverse flow      : 0
  ignored - untrusted            : 32
  ignored - wrong direction      : 0
DNS responses matched           : 617
  matched - IPv4                 : 311
  matched - IPv6                 : 306
DNS responses unknown           : 9
  unknown - IPv4                 : 6
  unknown - IPv6                 : 3
=====
```

ip-identification-assist

Syntax

ip-identification-assist

Context

[\[Tree\]](#) (tools>dump>app-assure>group ip-identification-assist)

Full Context

tools dump application-assurance group ip-identification-assist

Description

Commands in this context dump statistics for the IP identification assist feature.

Platforms

7450 ESS, 7750 SR, 7750 SR-e, 7750 SR-s, VSR

13.47 ip-prefix

ip-prefix

Syntax

ip-prefix [hunt | detail] [rd rd] [prefix ip-prefix/ip-prefix-length] [community comm-id] [tag tag] [next-hop next-hop] [aspath-regex reg-exp]

Context

[\[Tree\]](#) (show>router>bgp>routes>evpn ip-prefix)

Full Context

show router bgp routes evpn ip-prefix

Description

This command displays BGP-EVPN IPv4 prefix routes.

Parameters

hunt

Displays entries for the specified route.

detail

Displays detailed information.

rd

Displays information for the route distinguisher.

Values *ip-addr:comm-val | 2byte-asnumber:ext-comm-val | 4byte-asnumber:comm-val*

ip-prefix/ip-prefix-length

Specifies the IPv4 address and mask length.

Values

ip-address:	a.b.c.d
mask:	0 to 32

comm-id

Specifies the community ID, up to 72 characters.

Values *[as-num:comm-val | ext-comm | well-known-comm]*

where:

- *as-num* — 0 to 65535
- *comm-val* — 0 to 65535
- *ext-comm* — the extended community, defined as the following:
type:{ ip-address:comm-val1 | as-number1:comm-val2 | as-number2:comm-val1}

where:

- *as-number1* — 0 to 65535
- *comm-val1* — 0 to 65535
- **type** — target, origin
- *ip-address* — a.b.c.d
- *comm-val2* — 0 to 4294967295

- *as-number2* — 0 to 4294967295
- *well-known-comm* — **null** | **no-export** | **no-export-subconfed** | **no-advertise** |

tag

Specifies the IPv4 prefix route tag.

Values 0to 4294967295 | MAX-ET

next-hop

Specifies the IPv4 or IPv6 BGP next-hop address.

Values

ipv4-address:	a.b.c.d
ipv6-address:	x:x:x:x:x:x:x (eight 16-bit pieces)
	x:x:x:x:x:d.d.d.d
	x: [0 to FFFF]H
	d: [0 to 255]D

reg-exp

Displays routes matching the specified regular expression, up to 80 characters.

Platforms

All

13.48 ip-prefix-list

ip-prefix-list

Syntax

ip-prefix-list

ip-prefix-list *prefix-list-name* [**association**]

Context

[Tree] (show>qos>match-list ip-prefix-list)

Full Context

show qos match-list ip-prefix-list

Description

Displays the list of configured IPv4 QoS prefix lists or the details of a specific IPv4 QoS prefix list together with the SAP and network QoS policies in which it is used and the entry number within that policy.

Parameters

prefix-list-name

Specifies an IPv4 prefix list which contains IPv4 address prefixes to be matched.

Values A string of up to 32 characters of printable ASCII characters. If special characters are used, the string must be enclosed within double quotes.

association

Displays the QoS policy and entry number in which the specified prefix list is used.

Platforms

All

Output

The following output is an example of ip-prefix-list information

Sample Output

```
*A:PE# show qos match-list ip-prefix-list

=====
QoS Match IP Prefix List
=====
Prefix List Name          Description          Num Prefixes
-----
ipv4list1                  1
ipv4list2                  1
-----
No. of Prefix-List: 2
=====
*A:PE#

*A:PE# show qos match-list ip-prefix-list "ipv4list1"

=====
QoS Match IP Prefix List
=====
Prefix Name       : ipv4list1
Description       : (Not Specified)
-----
IP Prefixes
-----
10.0.0.0/8
-----
No. of Prefixes : 1
-----

-----
Association
-----
QoS Policy ID      Criteria Entry
-----
10                 (sap-ingress)  10                 (source-ip)
```

```
10          (sap-egress)      10          (source-ip)
-----
=====
*A:PE#
```

ip-prefix-list

Syntax

ip-prefix-list [*prefix-list-name*]

ip-prefix-list *prefix-list-name* **references**

Context

[\[Tree\]](#) (show>filter>match-list ip-prefix-list)

Full Context

show filter match-list ip-prefix-list

Description

This command displays IPv4 prefixes information for match criteria in IPv4 ACL and CPM filter policies.

Parameters

prefix-list-name

A string of up to 32 characters of printable ASCII characters. If special characters are used, the string must be enclosed within double quotes.

references

Displays the filter policies, policy entries and source/destination IPv4 match type per entry referring to this match list.

Platforms

All

13.49 ip-tunnel-stats

ip-tunnel-stats

Syntax

ip-tunnel-stats

Context

[\[Tree\]](#) (show>isa>stats ip-tunnel-stats)

Full Context

```
show isa statistics ip-tunnel-stats
```

Description

Commands in this context display IP tunnel statistical information. This includes statistics for non-IPsec tunnels supported on tunnel ISAs.

Platforms

7450 ESS, 7750 SR, 7750 SR-e, 7750 SR-s, VSR

13.50 ipoe

```
ipoe
```

Syntax

```
ipoe
```

```
ipoe session
```

Context

```
[Tree] (clear>service>id ipoe)
```

Full Context

```
clear service id ipoe
```

Description

This command clears the IPoE related data for the service.

Platforms

7450 ESS, 7750 SR, 7750 SR-a, 7750 SR-e, 7750 SR-s, VSR

```
ipoe
```

Syntax

```
ipoe
```

Context

```
[Tree] (clear>call-trace ipoe)
```

Full Context

```
clear call-trace ipoe
```


Description

Commands in this context clear the IPoE job.

Platforms

7450 ESS, 7750 SR, 7750 SR-a, 7750 SR-e, 7750 SR-s, VSR

```
ipoe
```

Syntax

```
ipoe
```

Context

[\[Tree\]](#) (tools>perform>subscr-mgmt>loc-user-db ipoe)

Full Context

```
tools perform subscriber-mgmt local-user-db ipoe
```

Description

This command contains the tools used to control IPoE entries in the local user database.

Platforms

7450 ESS, 7750 SR, 7750 SR-a, 7750 SR-e, 7750 SR-s, VSR

```
ipoe
```

Syntax

```
ipoe
```

Context

[\[Tree\]](#) (show>service>id ipoe)

Full Context

```
show service id ipoe
```

Description

Commands in this context display IPoE information.

Platforms

7450 ESS, 7750 SR, 7750 SR-a, 7750 SR-e, 7750 SR-s, VSR

ipoe

Syntax

ipoe

Context

[\[Tree\]](#) (show>call-trace ipoe)

Full Context

show call-trace ipoe

Description

Commands in this context display IP over Ethernet (IPoE) call trace information.

Platforms

7450 ESS, 7750 SR, 7750 SR-a, 7750 SR-e, 7750 SR-s, VSR

13.51 ipoe-session

ipoe-session

Syntax

ipoe-session

Context

[\[Tree\]](#) (tools>dump>router ipoe-session)

Full Context

tools dump router ipoe-session

Description

Commands in this context dump information about IPoE session-related tools in the specified routing instance.

Platforms

7450 ESS, 7750 SR, 7750 SR-a, 7750 SR-e, 7750 SR-s, VSR

13.52 ipoe-session-policy

ipoe-session-policy

Syntax

ipoe-session-policy *ipoe-session-policy-name* [association]

ipoe-session-policy

Context

[Tree] (show>subscr-mgmt ipoe-session-policy)

Full Context

show subscriber-mgmt ipoe-session-policy

Description

This command displays IPoE session policy information.

Parameters

ipoe-session-policy-name

Specifies the IPoE session policy name up to 32 characters.

association

Displays the interface and captures SAPs that reference the IPoE session policy.

Platforms

7450 ESS, 7750 SR, 7750 SR-a, 7750 SR-e, 7750 SR-s, VSR

Output

The following is an example of IPoE session policy information.

Sample Output

```
show subscriber-mgmt ipoe-session-policy "ipoe-policy-1"
=====
IPoE Session Policy "ipoe-policy-1"
=====
Description           : IPoE policy
Last Mgmt Change      : 02/28/2015 11:51:25
Session Key           : sap-mac
Session Timeout       : unlimited
=====

show subscriber-mgmt ipoe-session-policy "ipoe-policy-1" association
=====
IPoE Session Policy "ipoe-policy-1"
=====
-----
IPoE Interface Associations
-----
Service-Id : 1000 (IES)
- group-int-1-1
Service-Id : 2000 (VPRN)
- group-int-1-1
```

```
-----
Capture SAP Associations
-----
Service-Id : 10 (VPLS)
- 1/1/4:*. *
=====
```

[Table 224: IPoE Session Policy Field Descriptions](#) describes subscriber management IPoE session policy output fields.

Table 224: IPoE Session Policy Field Descriptions

Field	Description
Description	The user-provided description of this IPoE policy
Last Mgmt Change	The sysUpTime at the time of the last modification
Session Key	The session key to be used for this IPoE session to group subscriber hosts
Session Timeout	The session timeout period to be used for this IPoE session
IPoE Interface Associations	The service ID and interface name of the associated interfaces
Capture SAP Associations	The service ID and SAP ID of the associated capture SAPS

13.53 ipsec

ipsec

Syntax

ipsec

Context

[\[Tree\]](#) (clear ipsec)

Full Context

clear ipsec

Description

Commands in this context clear IPsec commands.

Platforms

7450 ESS, 7750 SR, 7750 SR-e, 7750 SR-s, VSR

ipsec

Syntax

ipsec

Context

[\[Tree\]](#) (show ipsec)

Full Context

show ipsec

Description

Commands in this context display IPsec related information.

Platforms

All

ipsec

Syntax

ipsec

Context

[\[Tree\]](#) (tools>dump ipsec)

Full Context

tools dump ipsec

Description

Commands in this context dump IPsec information.

Platforms

All

ipsec

Syntax

ipsec

Context

[\[Tree\]](#) (tools>perform ipsec)

Full Context

tools perform ipsec

Description

Commands in this context perform IPsec operations.

Platforms

7450 ESS, 7750 SR, 7750 SR-e, 7750 SR-s, VSR

ipsec

Syntax

ipsec

Context

[\[Tree\]](#) (show>router>interface ipsec)

Full Context

show router interface ipsec

Description

This command displays IPsec specific information.

Platforms

VSR

13.54 ipsec-domain

ipsec-domain

Syntax

ipsec-domain [*ipsec-domain-id*]

Context

[\[Tree\]](#) (show>redundancy>multi-chassis ipsec-domain)

Full Context

show redundancy multi-chassis ipsec-domain

Description

This command displays information about an IPsec domain.

Parameters

ipsec-domain-id

Displays information IPsec domain ID.

Platforms

7450 ESS, 7750 SR, 7750 SR-e, 7750 SR-s, VSR

Output

The following is an example of IPsec domain information. [Table 225: IPsec Domain Field Descriptions](#) describes the output fields

Sample Output

```
show>redundancy>multi-chassis# ipsec-domain 1
=====
Multi-Chassis IPsec Domain: 1
=====
Designated Role   : active           Priority       : 250
Tunnel Group      : 1               Revertive     : false
Admin State       : Up              Protection Status : nominal
Router Id         : 81.81.81.81      Current Active : 81.81.81.81
Activity State    : active
=====
Domain 1 Adjacencies
=====
Peer              Oper   Remote   Remote
Router-Id         State  Activity Designated
                  State  State    Role
-----
84.84.84.84       Up     standby  active
 84.84.84.84
85.85.85.85       Up     standby  standby
 85.85.85.85
-----
Domain Adjacency Entries found: 2
=====
Multi-Chassis Tunnel Statistics
=====
                  Static      Dynamic
-----
Installed          0          0
Installing         0          0
Awaiting Config    0          0
Failed             0          0
=====
```

Table 225: IPsec Domain Field Descriptions

Label	Description
Designated Role	The designated role, active or standby.
Priority	The priority.
Tunnel Group	The tunnel group ID.
Revertive	The revertive value. true means that revertive is configured. false means that revertive is not configured.
Admin State	The administrative state.
Protection Status	Displays nominal or notReady. notReady means the system is not ready for a switchover. There could be a major traffic impact if switchover happens in the case of notReady. nominal means the tunnel-group is in a better situation to switchover than notReady. However, there still might be a traffic impact.
Router Id	The router ID.
Current Active	The router ID of the active router.
Activity State	The activity state.
Adjacencies	
Peer	The IP address of the peer.
Router-Id	The router ID.
Oper State	The operational state of the peer.
Remote Activity State	The activity state of the peer.
Remote Designated Role	The designated role of the peer.
Domain Adjacency Entries found	The total number of domain peer entries found.
Multi-Chassis Tunnel Statistics	
Static	The number of static multi-chassis tunnels.
Dynamic	The number of dynamic multi-chassis tunnels.

Label	Description
Installed	The number of tunnels that have been successfully installed.
Installing	The number of tunnels that are being installed.
Awaiting Config	The number of synchronized tunnels that do not have a corresponding configuration ready.
Failed	The number of tunnels that failed to be installed.

13.55 ipsec-interface

ipsec-interface

Syntax

ipsec-interface

ipsec-interface *ip-int-name* [**group** *grp-ipv6-address*]

ipsec-interface **gateway-name** *gw-name* [**remote-address** *ip-address* | *ipv6-address*] [**port** *port-id*] [**sa-id** *sa-id*]

ipsec-interface **static-tunnel-name** *tunnel-name* [**sa-id** *sa-id*]

Context

[\[Tree\]](#) (show>router>mld ipsec-interface)

Full Context

show router mld ipsec-interface

Description

This command displays information about the MLD states over IPsec tunnels.

Parameters

ip-int-name

Specifies the dynamic name for the MLD-enabled child_SA.

grp-ipv6-address

Displays IPv6 multicast group address for which this entry contains information.

Values *ipv6-address* - x:x:x:x:x:x:x (eight 16-bit pieces)
 x:x:x:x:x:d.d.d.d
 x - [0..FFFF]H
 d - [0..255]D

- multicast group IPv6 address

gw-name

Specifies the IPsec gateway name, up to 32 characters.

ip-address

Displays the information associated with the specified IP address.

ipv6-address

Displays the information associated with the specified IPv6 address.

port-id

Specifies the peer's UDP port.

Values 0 to 4294967295

sa-id

Specifies the child_SA ID.

Values 0 to 4294967295

tunnel-name

Specifies the IPsec static tunnel name up to 32 characters.

Platforms

All

Output

The following output displays an example of MLD IPsec interface information. The interface name in the output is the dynamic name for an MLD-enabled child_sa. There is a corresponding MLD interface name in the **show>ipsec>gateway name tunnel tunnel** output

Sample Output

```
*A:DUT-A# show router 40 mld ipsec-interface "ipsec-if-1583392"
=====
mld ipsec dynamic tunnel interfaces detail
=====
name          : ipsec_gw_1040_1
remote-address: 3ffe::900:1
port          : 500
index         : 1583392
version       : 2
querier up    : 11384
next query    : 56
querier       : fe80::6e:9c56:9651:5829
sa-id         : 1
state         : in-service
group count   : 0
querier expiry: 0
interface name: ipsec-if-1583392
=====
```

13.56 ipsec-stats

ipsec-stats

Syntax

ipsec-stats

Context

[\[Tree\]](#) (show>isa>stats ipsec-stats)

Full Context

show isa statistics ipsec-stats

Description

Commands in this context display IPsec tunnel statistics.

Platforms

7450 ESS, 7750 SR, 7750 SR-e, 7750 SR-s, VSR

13.57 ipsec-transport-mode-profile

ipsec-transport-mode-profile

Syntax

ipsec-transport-mode-profile [*name*]

ipsec-transport-mode-profile *name* **association**

Context

[\[Tree\]](#) (show>ipsec ipsec-transport-mode-profile)

Full Context

show ipsec ipsec-transport-mode-profile

Description

This command displays IPsec transport mode profile information. If a name is specified, the command displays details about the named **ipsec-transport-mode-profile**, otherwise, a list of configured IPsec transport mode profiles is displayed.

Parameters

name

Displays information about the specified IPsec transport mode profile, up to 32 characters.

association

Displays a list of IP tunnels that reference the specified **ipsec-transport-mode-profile name**.

Platforms

7450 ESS, 7750 SR, 7750 SR-e, 7750 SR-s, VSR

Output

The following is an example of IPsec transport mode profile information. [Table 226: ipsec-transport-mode-profile Field Descriptions](#) describes the fields.

Sample Output

```
A:v70# show ipsec ipsec-transport-mode-profile "test"
=====
IPsec Transport Mode Profile Configuration Detail
=====
Description      : (Not Specified)
Keying Type      : Dynamic           Replay Window    : None
IKE Policy Id    : 1                Auto Establish   : disabled
Transform Id1   : 1                Transform Id2    : None
Transform Id3   : None             Transform Id4    : None
Pre Shared Key   : KrbVPnF6Dg13PM/biw6ErPL5XU7+
Local Id Type    : none
Cert Profile     : (Not Specified)
TrustAnchor Prof : (Not Specified)
Cert Status Verification
  Default Resu*  : revoked
  Primary        : crl
  Secondary      : none
Max Num of Keys
  Phase 1       : 0
  Phase 2       : 0
=====
* indicates that the corresponding row element may have been truncated.

A:v70# show ipsec ipsec-transport-mode-profile "test" association
=====
IP tunnels using Transport Mode Profile
=====
SvcId   Type   SAP                               Tunnel
-----
400     vprn  tunnel-1.private:100             t1
-----
Number of Entries: 1
=====
```

Table 226: ipsec-transport-mode-profile Field Descriptions

Label	Description
Description	The text string to describe the transport mode profile
Keying Type	The keying type
Replay Window	The replay window size
IKE Policy ID	The ID of the IKE policy used for IKE negotiation

Label	Description
Auto Establish	The status of auto-establish
Transform Id1, Id2, Id3, Id4	The transform ID
Pre Shared Key	The pre-shared key used for authentication (hashed)
Local Id Type	The local ID used for IDi or IDr for IKEv2 tunnels
Cert Profile	The name of certificate profile to be used for certificate authentication
TrustAnchor Prof	The name of trust anchor profile to be used for certificate authentication.
Default Result	The default result when both the primary and secondary method failed to provide an answer
Primary	The primary method that is used to verify the revocation status of the peer's certificate; either CRL or OCSP.
Secondary	The secondary method that is used to verify the revocation status of the peer's certificate; either CRL, OCSP, or none.
Max Num of Keys	Phase 1 — The maximum number of IKE_SA keys, which can be saved by the system. Phase 2 — The maximum number of CHILD_SA keys, which can be saved by the system.
Transport Mode Profile	The transport mode profile name
SvcID	The service ID
Type	The service type
SAP	The SAP ID
Tunnel	The tunnel ID

13.58 ipv4

ipv4

Syntax

ipv4 all

ipv4 entry *entry-id*

Context

[\[Tree\]](#) (clear>subscr-mgmt>isa-filter ipv4)

Full Context

```
clear subscriber-mgmt isa-filter ipv4
```

Description

This command resets the entry hit counts associated with the specified **isa-filter** to zero. If an *entry-id* is specified, only counters for that entry are reset, otherwise all entry counters are reset.

Parameters

all

Clears all IPv4 ISA filter entries.

entry-id

Specifies the ID of the entry within the ISA filter for which to reset the counters.

Values 1 to 1024

Platforms

7750 SR, 7750 SR-e, 7750 SR-s, VSR

ipv4

Syntax

```
ipv4 [summary | detail] [egress-if port-id]
```

```
ipv4 [summary | detail] [egress-lsp tunnel-id]
```

```
ipv4 [summary | detail] [egress-nh ip-address]
```

Context

[\[Tree\]](#) (show>router>ldp>bindings>active ipv4)

Full Context

```
show router ldp bindings active ipv4
```

Description

This command display LDP active IPv4 bindings.

Parameters

egress-if port-id

Displays LDP active bindings by matching egress-if.

egress-lsp tunnel-id

Specifies the tunnel identifier for this egress LSP.

Values 0 to 4294967295

egress-nh ip-address

Displays LDP active bindings by matching egress-nh.

Values

ipv4-address	- a.b.c.d
ipv6-address	- x:x:x:x:x:x:x (eight 16-bit pieces)
	x:x:x:x:x:d.d.d.d
	x - [0 to FFFF]H
	d - [0 to 255]D

detail

Displays detailed information.

summary

Displays information in a summarized format.

Platforms

All

ipv4

Syntax

ipv4 [timeout *seconds*] [**dhcp-client-identifier** {**string** *ascii-string* | **hex** *hex-string*}] [**reboot-on-success**] [**save-provision-file-destination** *file-uri*] [**include-user-class**]

Context

[\[Tree\]](#) (tools>perform>system>auto-node-provisioning ipv4)

Full Context

tools perform system auto-node-provisioning ipv4

Description

This command initiates the IPv4 auto-provisioning of the node on all the ports that have an operationally up port but no IP address.

Parameters

seconds

DHCP request timeout period, before the system tries the next interface. Within this timeout, the DHCP client tries to retransmit the DHCP request with randomized exponential backoff (RFC 2131). This randomized exponential backoff begins at 2 s and goes to 64 s (2,4,8,32,64,64,64,64). After 64 seconds, the system will retry every 64 s.

Values 1 to 65535 seconds

Default 10

ascii-string

DHCP client identifier in ASCII format, up to 127 characters long.

hex-string

DHCP client identifier in hexadecimal format, up to 254 hexadecimal nibbles long.

Values 0x0 to 0xFFFFFFFF

file-url

The file URL as a *local-url*. The local file or folder name should not exceed 99 characters).

local-url [cf~~lash~~-id][file-path]

cf~~lash~~-id cf1:, cf1-A:, cf1-B:, cf2:, cf2-A:, cf2-B:, cf3:, cf3-A:, cf3-B:

include-user-class

Keyword to include user class data in network discovery requests.

Platforms

All

ipv4

Syntax

ipv4 [aspath-regex *reg-exp*] [community *comm-id*] [origin-val *originState*] [leaked] [leakable] [brief] [all]

ipv4 [aspath-regex *reg-exp*] hunt [community *comm-id*] [origin-val *originState*] [leaked] [leakable] [brief] [all]

ipv4 [detail | longer] [aspath-regex *reg-exp*] [community *comm-id*] [origin-val *originState*] [leaked] [leakable] [all]

Context

[Tree] (show>router>bgp>routes ipv4)

Full Context

show router bgp routes ipv4

Description

This command displays BGP IPv4 routes.

Parameters

reg-exp

Displays routes matching the specified regular expression, up to 80 characters.

hunt

Displays entries for the specified route.

comm-id

Specifies the community ID, up to 72 characters.

Values [*as-num:comm-val* | *ext-comm* | *well-known-comm* | *large-comm*]

where:

- *as-num* — 0 to 65535
- *comm-val* — 0 to 65535
- *ext-comm* — the extended community, defined as one of the following:
 - *{target | origin}:ip-address:comm-val*
 - *{target | origin}:asnum:ext-comm-val*
 - *{target | origin}:ext-asnum:comm-val*
 - **bandwidth:asnum:val-in-mbps**
 - **ext:4300:ovstate**
 - **ext:value1:value2**
 - **flowspec-set:ext-asnum:group-id**
- *well-known-comm* — **null** | **no-export** | **no-export-subconfed** | **no-advertise** | **blackhole**

where:

- *target* — route target
- *origin* — route origin
- *ip-address* — a.b.c.d
- *ext-comm-val* — 0 to 4294967295
- *ext-asnum* — 0 to 4294967295
- **bandwidth** — bandwidth
- *val-in-mbps* — 0 to 16777215
- **ext** — extended
- **ext:4300** — origin verification
- *ovstate* — 0, 1, or 2 (0 for valid, 1 for not found, 2 for invalid)
- *value1* — 0000 to FFFF
- *value2* — 0 to FFFFFFFFFF
- **flowspec-set** — flow-spec set
- *group-id* — 0 to 16383

- *large-comm* — *asn-or-ex:val-or-ex:val-or-ex*

originState

Filters the BGP routes displayed by the command to those routes with a particular RPKI route origin validation state.

- Values**
- valid — Displays valid validation state information.
 - invalid — Displays invalid validation state information.
 - notfound — Displays state information for unfound origin values.

leaked

Filters BGP routes displayed by the command to those routes leaked into this router's BGP instance from another BGP instance.

leakable

Filters BGP routes displayed by the command to those routes eligible for leaking from this router's BGP instance to another BGP instance.

brief

Displays the IPv4 BGP route information in a brief format.

all

Displays all output for imported routes.

Platforms

All

13.59 ipv4-prefix

ipv4-prefix

Syntax

ipv4-prefix [*ip-prefix/ip-prefix-length*]

Context

[Tree] (show>router>bgp>routes>bgp-ls ipv4-prefix)

Full Context

show router bgp routes bgp-ls ipv4-prefix

Description

This command displays BGP-LS NLRIs with an IPv4 prefix.

Parameters

ip-prefix/ip-prefix-length

Specifies information for the specified IPv4 prefix and mask length, up to 64 characters.

Platforms

All

13.60 ipv6

ipv6

Syntax

ipv6 all

ipv6 entry *entry-id*

Context

[\[Tree\]](#) (clear>subscr-mgmt>isa-filter ipv6)

Full Context

clear subscriber-mgmt isa-filter ipv6

Description

This command resets the entry hit counts associated with the specified **isa-filter** to zero. If an *entry-id* is specified, only counters for that entry are reset, otherwise all entry counters are reset.

Parameters

all

Clears all IPv6 ISA filter entries.

entry-id

Specifies the ID of the entry within the ISA filter for which to reset the counters.

Values 1 to 1024

Platforms

7750 SR, 7750 SR-e, 7750 SR-s, VSR

ipv6

Syntax

ipv6 [**summary** | **detail**] [**egress-if** *port-id*]

ipv6 [**summary** | **detail**] [**egress-lsp** *tunnel-id*]

ipv6 [**summary** | **detail**] [**egress-nh** *ip-address*]

Context

[\[Tree\]](#) (show>router>ldp>bindings>active ipv6)

Full Context

```
show router ldp bindings active ipv6
```

Description

This command display LDP active IPv6 bindings.

Parameters

egress-if *port-id*

Displays LDP active bindings by matching egress-if.

egress-lsp *tunnel-id*

Specifies the tunnel identifier for this egress LSP.

Values 0 to 4294967295

egress-nh *ip-address*

Displays LDP active bindings by matching egress-nh.

Values

ipv4-address	- a.b.c.d
ipv6-address	- x:x:x:x:x:x:x (eight 16-bit pieces) x:x:x:x:x:d.d.d.d x - [0 to FFFF]H d - [0 to 255]D

detail

Displays detailed information.

summary

Displays information in a summarized format.

Platforms

All

ipv6

Syntax

```
ipv6 [filter-type filter-type]
```

```
ipv6 embedded [inactive]
```

```
ipv6 ipv6-filter-id embedded [inactive]
```

```
ipv6 ipv6-filter-id [detail]
```

ipv6 *ipv6-filter-id* **associations**

ipv6 *ipv6-filter-id* **type** *entry-type*

ipv6 *ipv6-filter-id* **counters** [**type** *entry-type*] [**detail**]

ipv6 *ipv6-filter-id* **entry** *entry-id* [**counters**] [**detail**]

ipv6 *ipv6-filter-id* [**entry** *entry-id*] **effective-action** [{**ingress** | **egress**}]

ipv6 *ipv6-filter-id* [**entry** *entry-id*] **effective-action router** [{**ingress** | **egress**}]

ipv6 *ipv6-filter-id* [**entry** *entry-id*] **effective-action service** *service-id* [{ **ingress** | **egress**}]

Context

[\[Tree\]](#) (show>filter ipv6)

Full Context

show filter ipv6

Description

This command shows IPv6 filter information.

When **effective-action** is specified, this command displays what effectively happens to a packet that matches the criteria associated with the IPv6 filter policy.

Parameters

filter-type

Specifies the type of filter to display.

Values config, flowspec, host-common, openflow, vsd

inactive

Shows all embeddings, optionally shows inactive embedding only, if *ipv6-filter-id* is not specified shows all embedded filters.

ipv6-filter-id

Specifies the IPv6 filter policy for which to display information. Values can be expressed in different formats. The following only shows decimal integer format.

Values 1 to 65535

detail

Displays detailed information.

associations

Appends, to the detailed filter policy output, information as to where the specified filter policy ID is applied.

entry-type

Specifies type of filter entry to display.

Values fixed, radius-insert, credit-control-insert, embedded, radius-shared

counters

Displays counter information. Egress counters count the packets without Layer 2 encapsulation. Ingress counters count the packets with Layer 2 encapsulation.

entry-id

Specifies the filter policy entry (of the specified filter policy) to display information.

Values 1 to 2097151

effective-action

Displays the action that the system will effectively apply to the packet.

ingress

Filters the output and only displays the information for filter policies applied on ingress.

egress

Filters the output and only displays the information for filter policies applied on egress.

router

Filters the output and only displays the information for that specific service ("Base" instance).

service-id

Filters the output and only displays the information for the specified service. The specified value should correspond to an existing service in which the filter has been applied.

Platforms

All

Output

Show Filter (no filter-id specified) — The following output is an example of IPv6 filter information when no filter ID is specified, and [Table 227: IPv6 Filter Output Fields - no policy specified](#) describes the fields.

Sample Output

```
A:ALA-48# show filter ipv6
=====
IP Filters
=====
Filter-Id Scope      Applied Description
-----
100      Template  Yes      test
200      Exclusive Yes
-----
Num IPv6 filters: 2
=====
A:ALA-48# show filter ipv6 embedded
=====
IP Filter embedding
=====
In   From   Priority  Inserted  Status
-----
10   2       50       1/1       OK
     1       100      1/2       OK- 1 entry overwritten
20   2       100      0/5       Failed - out of resources
=====
A:ALA-48#
=====
```

```

Configured IP Filters                                     Total:    4
=====
Filter-Id  Scope      Applied Description
-----
1          Template No
5          Exclusive No
10         Template Yes
100        Embedded  N/A
=====
System IP Filters                                       Total:    1
=====
Filter-Id      Description
-----
_tmnx_ofs_test of-switch 'test' embedded filter
-----
Num IP filters: 5
=====

```

Table 227: IPv6 Filter Output Fields - no policy specified

Label	Description
Filter Id	The IPv6 filter ID
Scope	Template — the filter policy is of type template
	Exclusive — the filter policy is of type exclusive
Applied	No — the filter policy ID has not been applied
	Yes—the filter policy ID is applied
Description	The IPv6 filter policy description
In	Shows embedding filter index
From	Shows embedded filters included
Priority	Shows priority of embedded filter
Inserted	Shows embedded/total number of entries from embedded filter Status: OK — embedding operation successful, if any entries are overwritten this will also be indicated Failed — embedding failed, the reason is displayed (out of resources)

Show Filter (with filter-id specified) — The following output is an example of IPv6 filter information when filter-id is specified, and [Table 228: IPv6 Filter Policy Output Fields](#) describes the fields.

Sample Output

```

A:ALA-48# show filter ipv6 100
=====
IPv6 Filter
=====

```

```

Filter Id      : 100                               Applied       : Yes
Scope         : Template                           Def. Action   : Forward
Entries       : 1
Description   : test
-----
Filter Match Criteria : IPv6
-----
Entry        : 10
Log Id       : 101
Src. IP      : ::/0                               Src. Port     : None
Dest. IP     : ::/0                               Dest. Port    : None
Next Header  : Undefined                           Dscp         : Undefined
ICMP Type    : Undefined                           ICMP Code    : Undefined
Tcp-flag     : (Not Specified)
Match action : Drop
Ing. Matches : 0                                  Egr. Matches : 0
=====
A:ALA-48#

```

Table 228: IPv6 Filter Policy Output Fields

Label	Description
Filter Id	The IPv6 filter policy ID
Scope	Template — the filter policy is of type template
	Exclusive — the filter policy is of type exclusive
Entries	The number of entries configured in this filter ID
Description	The IPv6 filter policy description
Applied	No — the filter policy ID has not been applied
	Yes — the filter policy ID is applied
Def. Action	Forward — the default action for the filter ID for packets that do not match the filter entries is to forward
	Drop — the default action for the filter ID for packets that do not match the filter entries is to drop
Filter Match Criteria	IP — Indicates the filter is an IPv6 filter policy
Entry	The filter entry ID; if the filter entry ID indicates the entry is (Inactive), then the filter entry is incomplete as no action has been specified
Log Id	The filter log ID
Src. IP	The source IPv6 address and mask match criterion <ul style="list-style-type: none"> "::/0" indicates no criterion specified for the filter entry
Dest. IP	The destination IPv6 address and mask match criterion <ul style="list-style-type: none"> "::/0" indicates no criterion specified for the filter entry

Label	Description
Protocol	The protocol ID for the match criteria; undefined indicates no protocol specified
ICMP Type	The ICMP type match criterion; undefined indicates no ICMP type specified
Fragment	False — configures a match on all non-fragmented IPv6 packets
	True — configures a match on all fragmented IPv6 packets
	Off — fragments are not a matching criteria; all fragments and nonfragments implicitly match
Sampling	Off — specifies that traffic sampling is disabled
	On — specifies that traffic matching the associated IPv6 filter entry is sampled
IP-Option	Specifies matching packets with a specific IPv6 option or a range of IPv6 options in the IPv6 header for IPv6 filter match criteria
Match action	Default — the filter does not have an explicit forward or drop match action specified; if the filter entry ID indicates the entry is (Inactive), then the filter entry is incomplete as no action has been specified
	Drop — drop packets matching the filter entry
	Forward—the explicit action to perform is forwarding of the packet; if the action is Forward, then if configured, the next hop information should be displayed, including nexthop: <i>IPv6 address</i> , Indirect: <i>IPv6 address</i> or Interface: <i>IPv6 interface name</i>
Ing. Matches	The number of ingress filter matches/hits for the filter entry
Src. Port	The source TCP, UDP, or SCTP port number, port range, or port match list
Dest. Port	The destination TCP, UDP, or SCTP port number, port range, or port match list
Dscp	The DiffServ Code Point (DSCP) name
ICMP Code	The ICMP code field in the ICMP header of an IPv6 packet
Tcp-flag	Specifies the list of TCP flags selected: <ul style="list-style-type: none"> • match true is represented with the TCP Flag value • match false is represented with an exclamation mark before the flag value TCP flags not selected as match criteria are not displayed Example:

Label	Description
	Matching "tcp-ack true" and "tcp-rst false" is represented in the show command as Tcp-flag : Ack !Rst
Option-present	Off — specifies not to search for packets that contain the option field or have an option field of zero
	On — matches packets that contain the option field or have an option field of zero be used as IPv6 filter match criteria
Int. Sampling	Off — interface traffic sampling is disabled
	On — interface traffic sampling is enabled
Multiple Option	Off — the option fields are not checked
	On — packets containing one or more option fields in the IPv6 header will be used as IPv6 filter match criteria
Egr. Matches	The number of egress filter matches/hits for the filter entry
Ing. Rate-limiter	The number of offered, forwarded, and dropped packet matches for the filter entry

Show Filter Associations — The following output is an example of IPv6 filter information when the **associations** keyword is specified, and [Table 229: Filter IPv6 Associations Output Fields](#) describes the fields.

Sample Output

```
A:ALA-48# show filter ipv6 1 associations
=====
IPv6 Filter
=====
Filter Id       : 1                               Applied        : Yes
Scope          : Template                       Def. Action    : Drop
Entries        : 1
-----
Filter Association : IPv6
-----
Service Id     : 2000                             Type           : IES
- SAP         : 1/1/1:2000 (Ingress)
=====
Filter Match Criteria : IPv6
-----
Entry          : 10
Log Id         : 101
Src. IP        : ::/0                             Src. Port      : None
Dest. IP       : ::/0                             Dest. Port     : None
Next Header    : Undefined                       Dscp          : Undefined
ICMP Type     : Undefined                       ICMP Code     : Undefined
TCP-flag      : (Not Specified)
Match action   : Drop
Ing. Matches   : 0                               Egr. Matches  : 0
=====
A:ALA-48#
```

Table 229: Filter IPv6 Associations Output Fields

Label	Description
Filter Id	The IPv6 filter policy ID
Scope	Template — the filter policy is of type Template
	Exclusive — the filter policy is of type Exclusive
Entries	The number of entries configured in this filter ID
Applied	No — the filter policy ID has not been applied
	Yes — the filter policy ID is applied
Def. Action	Forward — the default action for the filter ID for packets that do not match the filter entries is to forward
	Drop — the default action for the filter ID for packets that do not match the filter entries is to drop
Service Id	The service ID on which the filter policy ID is applied; the output also provides a list of service points where the filter has been applied
SAP	The Service Access Point on which the filter policy ID is applied
(Ingress)	The filter policy ID is applied as an ingress filter policy on the interface
(Egress)	The filter policy ID is applied as an egress filter policy on the interface
Type	The type of service of the service ID
Entry	The filter entry ID; if the filter entry ID indicates the entry is Inactive, the filter entry is incomplete, no action was specified
Log Id	The filter log ID
Src. IP	The source IPv6 address and mask match criterion <ul style="list-style-type: none"> "0.0.0.0/0" indicates no criterion specified for the filter entry
Dest. IP	The destination IPv6 address and mask match criterion <ul style="list-style-type: none"> "0.0.0.0/0" indicates no criterion specified for the filter entry
Protocol	The protocol ID for the match criteria; undefined indicates no protocol specified
ICMP Type	The ICMP type match criterion; undefined indicates no ICMP type specified

Label	Description
Fragment	False — configures a match on all non-fragmented IPv6 packets
	True — configures a match on all fragmented IPv6 packets
	Off — fragments are not a matching criteria; all fragments and nonfragments implicitly match
Sampling	Off — specifies that traffic sampling is disabled
	On — specifies that traffic matching the associated IPv6 filter entry is sampled
IP-Option	Specifies matching packets with a specific IPv6 option or a range of IPv6 options in the IPv6 header for IPv6 filter match criteria
TCP-syn	False — configures a match on packets with the SYN flag set to false
	True — configures a match on packets with the SYN flag set to true
	Off — the state of the TCP SYN flag is not considered as part of the match criteria
Match action	Default — the filter does not have an explicit forward or drop match action specified; if the filter entry ID indicates the entry is Inactive, the filter entry is incomplete, no action was specified
	Drop — drop packets matching the filter entry
	Forward — the explicit action to perform is forwarding of the packet; if the action is Forward, then if configured the nexthop information should be displayed, including Nexthop: <IPv6 address>, Indirect: <IPv6 address> or Interface: <IPv6 interface name>
Ing. Matches	The number of ingress filter matches/hits for the filter entry
Src. Port	The source TCP, UDP, or SCTP port number, port range, or port match list
Dest. Port	The destination TCP, UDP, or SCTP port number, port range, or port match list
Dscp	The DiffServ Code Point (DSCP) name
ICMP Code	The ICMP code field in the ICMP header of an IPv6 packet
Option-present	Off — specifies not to search for packets that contain the option field or have an option field of zero

Label	Description
	On — matches packets that contain the option field or have an option field of zero be used as IPv6 filter match criteria
Int. Sampling	Off — interface traffic sampling is disabled
	On — interface traffic sampling is enabled
Multiple Option	Off — the option fields are not checked
	On — packets containing one or more option fields in the IPv6 header will be used as IPv6 filter match criteria
TCP-ack	False — configures a match on packets with the ACK flag set to false
	True — configured a match on packets with the ACK flag set to true
	Off — the state of the TCP ACK flag is not considered as part of the match criteria
Egr. Matches	The number of egress filter matches/hits for the filter entry

Show Filter Counters — The following output is an example of IPv6 filter information when the **counters** keyword is specified, and [Table 230: Filter IPv6 Counters Output Fields](#) describes the output fields.

Egress count the packets without Layer 2 encapsulation. Ingress counters count the packets with Layer 2 encapsulation.

Sample Output

```
A:ALA-48# show filter ipv6 8 counters
=====
IPv6 Filter
=====
Filter Id      : 8                      Applied       : Yes
Scope         : Template                 Def. Action   : Forward
Entries       : 4
Description    : Description for Ipv6 Filter Policy id # 8
-----
Filter Match Criteria : IPv6
-----
Entry         : 5
Ing. Matches  : 0 pkts
Egr. Matches  : 0 pkts

Entry         : 6
Ing. Matches  : 0 pkts
Egr. Matches  : 0 pkts

Entry         : 8
Ing. Matches  : 160 pkts (14400 bytes)
Egr. Matches  : 80 pkts (6880 bytes)

Entry         : 10
Ing. Matches  : 80 pkts (7200 bytes)
Egr. Matches  : 80 pkts (6880 bytes)
```

```
=====
A:ALA-48#
```

Table 230: Filter IPv6 Counters Output Fields

Label	Description
IP Filter Filter Id	The IPv6 filter policy ID
Scope	Template — the filter policy is of type template
	Exclusive — the filter policy is of type exclusive
Applied	No — the filter policy ID has not been applied
	Yes — the filter policy ID is applied
Def. Action	Forward — the default action for the filter ID for packets that do not match the filter entries is to forward
	Drop — the default action for the filter ID for packets that do not match the filter entries is to drop
Filter Match Criteria	IP — Indicates the filter is an IPv6 filter policy
Entry	The filter entry ID; if the filter entry ID indicates the entry is (Inactive), then the filter entry is incomplete as no action has been specified
Ing. Matches	The number of ingress filter matches/hits for the filter entry
Egr. Matches	The number of egress filter matches/hits for the filter entry

Egress count the packets without Layer 2 encapsulation. Ingress counters count the packets with Layer 2 encapsulation.

Show Filter IPv6 Output (with effective-action specified) — The following is a sample output of IPv6 filter information when the **effective-action** keyword is specified. [Table 231: Filter IPv6 effective-action Output Fields](#) describes the command output fields.

If the main action (either primary or secondary) cannot be performed, a reason will be given. This will be displayed on the same line as the Effective Action. The reason codes as currently defined are:

- action not supported in L2 service
- action not supported in L3 service
- action not supported on egress
- destination not reachable
- egress-pbr is off
- egress-pbr is on
- entry-default

- filter-default-action
- pbr-down-action-override
- target does not exist

Sample Output

```

show filter ipv6 10 entry 10 effective-action
=====
IPv6 Filter
=====
Filter Id       : 10                               Applied       : Yes
Scope          : Template                       Def. Action   : Drop
Entries        : 8
Description     : (Not Specified)
-----
Entry          : 10
-----
Origin         : Fixed - overwrites embedded filter 30 entry 5
Egress PBR     : Disabled
Stickiness     : No
PBR Dwn Act Override: None
PBR Down Action : Drop (entry-default)

Configuration
Primary Action  : Forward (Next Hop VRF)
Next Hop       : 3ffe:0:a0a:a01:: (Indirect)
Router         : Base
Extended Action : Remark DSCP "cp51"
Secondary Action : Forward (Next Hop VRF)
Next Hop       : 3ffe:0:1414:1401:: (Indirect)
Router         : Base
Extended Action : Remark DSCP "cp31"

Status
Target status based on extended checks
Primary Action  : Up
Secondary Action : Up
Downloaded Action : Primary
Stickiness Timer : Not Running

Effective Action based on application context
Service Id     : 100                               Type          : IES
Ingress
Effective Action: Primary
Extended Action : Performed
Service Id     : N/A                               Type          : Base Router
Egress
Effective Action: Primary
Extended Action : Performed
=====
  
```

Table 231: Filter IPv6 effective-action Output Fields

Label	Description
Filter Id	The IPv6 filter policy ID
Applied	No — the filter policy ID has not been applied
	Yes — the filter policy ID is applied

Label	Description
Scope	Template — the filter policy is of type Template
	Exclusive — the filter policy is of type Exclusive
Def. Action	Forward — the default action for the filter ID for packets that do not match the filter entries is to forward
	Drop — the default action for the filter ID for packets that do not match the filter entries is to drop
Entries	The number of entries configured in this filter ID
Description	The IPv6 filter policy description
Entry	The filter entry ID; if the filter entry ID indicates the entry is (Inactive), then the filter entry is incomplete as no action has been specified
Origin	The type of filter entry
Egress PBR	Indicates if the egress-pbr flag is set for this entry
Stickiness	No — stickiness is not configured
	Yes — stickiness is configured
PBR Dwn Act Override	Indicates whether or not the action to take when the PBR target is down has been overridden
PBR Down Action	Indicates the action to take when the target is down; packets that match the entry criteria will be subject to the PBR Down Action in case the target of the main action is down
Configuration	Section of the output providing information on the configured parameters
Primary Action	The configured action, if any; indented sub-labels in the show output provide configured parameters for this action
Secondary Action	The configured secondary action, if any; indented sub-labels in the show output provide configured parameters for this action
Status/Target status based on extended checks	Section of the output providing information on the operational status of certain parameters
Primary Action	The status of the target of the primary action, if configured, based on extended checks
Secondary Action	The status of the target of the secondary action, if configured, based on extended checks
Downloaded Action	The action downloaded by the CPM to the IOM

Label	Description
Stickiness Timer	The status of the stickiness timer, if any
Effective Action based on application context	Section of the output providing the effective action, in the context of services, that a packet matching the criteria will be subject to
Service Id	The service ID on which the filter policy ID is applied; the output also provides a list of service points where the filter has been applied
Type	The service type in which the service has been applied
Ingress/Egress	The direction in which the service has been applied
Effective Action	Indicates the effective action the packet will be subject to
Extended Action	Indicates the configured extended action, if any

ipv6

Syntax

```
ipv6 ipv6-filter-id [entry entry-id] [{ingress | egress}]
```

Context

[\[Tree\]](#) (clear>filter ipv6)

Full Context

```
clear filter ipv6
```

Description

Clears the counters associated with the entries of the specified IPv6 filter policy.

By default, the counters associated with each entry of the specified filter policy are all cleared. The scope of which counters are cleared can be narrowed using the command line parameters.

Default

Clears all counters associated with each entry of the specified IPv6 filter policy.

Parameters

ipv6-filter-id

The IPv6 filter policy ID for which to clear the entry counters. Values can be expressed in different formats. The following only shows decimal integer format.

Values 1 to 65535

entry-id

Specifies that only the counters associated with the specified filter policy entry are cleared.

Values 1 to 2097151

ingress

Specifies to only clear the ingress counters.

egress

Specifies to only clear the egress counters.

Platforms

All

ipv6

Syntax

ipv6 *ipv6-filter-id*

Context

[\[Tree\]](#) (tools>dump>filter>resources ipv6)

Full Context

tools dump filter resources ipv6

Description

This command displays information about the specified IPv6 filter including resource utilization on CPM and IOM, the IOMs on which the filter is used, and the entries using the most resources.

Parameters

ipv6-filter-id

Specifies that only the filter resource utilization associated with this IPv6 filter will be displayed.

Values 1 to 65535

Platforms

All

Output

The following output is an example of IPv6 filter resource utilization information.

Sample Output

```
*A:Dut-C>tools>dump>filter>resources># ipv6 "fSpec-0"
=====
Resource utilization details for Ipv6 filter fSpec-0
=====
CPM entries used                : 0
```

```

CPM subentries used           : 0
TCAM entries used (per FlexPath) : 0
Associated with IOMs         : 2
-----
Largest 5 entries
-----
Entry ID                      Active          TCAM entries
                              (per FlexPath)
-----
No Matching Entries
-----
=====
  
```

ipv6

Syntax

```

ipv6 [timeout seconds] [dhcp-client-identifier {duid-link-local | duid-enterprise} { string ascii-string |
  hex hex-string}] [reboot-on-success] [save-provision-file-destination file-url] [include-user-class]
  
```

Context

[\[Tree\]](#) (tools>perform>system>auto-node-provisioning ipv6)

Full Context

tools perform system auto-node-provisioning ipv6

Description

This command initiates the IPv6 auto-provisioning of the node on all the ports that have an operationally up port but no IP address.

Parameters

seconds

DHCP request timeout period, before the system tries the next interface. Within this timeout, the DHCP client tries to retransmit the DHCP request with randomized exponential backoff (RFC 2131). This randomized exponential backoff begins at 2 s and goes to 64 s (2,4,8,32,64,64,64,64). After 64 seconds, the system will retry every 64 s.

Values 1 to 65535 seconds

Default 10

duid-link-local

Keyword to configure the type code of the server DUID.

duid-enterprise

Keyword to configure the type code of the server DUID.

ascii-string

DHCP client identifier in ASCII format, up to 127 characters long.

hex-string

DHCP client identifier in hexadecimal format, up to 254 hexadecimal nibbles long.

Values 0x0 to 0xFFFFFFFF

file-url

The file URL as a *local-url*. The local file or folder name should not exceed 99 characters).

local-url [cflash-id][file-path]

cflash-id cf1:, cf1-A:, cf1-B:, cf2:, cf2-A:, cf2-B:, cf3:,
cf3-A:, cf3-B:

reboot-on-success

Keyword to reboot the router when the auto-provisioning process completes successfully.

include-user-class

Keyword to include user class data in network discovery requests.

Platforms

All

ipv6

Syntax

ipv6 entry *entry-id* [**interval** *seconds*] [**repeat** *repeat*] [**absolute** | **rate**]

Context

[\[Tree\]](#) (monitor>cpm-filter ipv6)

Full Context

monitor cpm-filter ipv6

Description

This command displays monitor command statistics for IPv6 filter entries.

Parameters

entry-id

Displays information on the specified filter entry ID for the specified filter ID only.

Values 1 to 2048

seconds

Configures the interval for each display in seconds.

Values 3 to 60

Default 10 seconds

repeat

Configures how many times the command is repeated.

Values 1 to 999

Default 10

absolute

Displays raw statistics, without processing. No calculations are performed on the delta or rate statistics.

rate

Displays rate-per-second for each statistic instead of the delta.

Platforms

7450 ESS, 7750 SR, 7750 SR-a, 7750 SR-e, 7750 SR-s, 7950 XRS

ipv6

Syntax

ipv6 *entry-id* [**interval** *seconds*] [**repeat** *repeat*] [**absolute** | **rate**]

Context

[\[Tree\]](#) (monitor>management-access-filter ipv6)

Full Context

monitor management-access-filter ipv6

Description

This command monitors statistics for the MAF IPv6 filter entry.

Parameters

entry-id

Specifies an existing IP MAF entry ID.

Values 1 to 9999

interval seconds

Configures the interval for each display in seconds.

Values 3 to 60

Default 10

repeat

Configures how many times the command is repeated.

Values 1 to 999

Default 10

absolute

Displays raw statistics, without processing. No calculations are performed on the delta or rate statistics.

rate

Displays rate-per-second for each statistic instead of the delta.

Platforms

All

ipv6

Syntax

ipv6 *ipv6-filter-id* **entry** *entry-id* [**interval** *seconds*] [**repeat** *repeat*] [**absolute** | **rate**]

Context

[\[Tree\]](#) (monitor>filter ipv6)

Full Context

monitor filter ipv6

Description

This command enables IPv6 filter monitoring. The statistical information for the specified IPv6 filter entry displays at the configured interval until the configured count is reached.

The first screen displays the current statistics related to the specified IPv6 filter. The subsequent statistical information listed for each interval is displayed as a delta to the previous display.

When the keyword **rate** is specified, the rate-per-second for each statistic is displayed instead of the delta.

Monitor commands are similar to **show** commands but only statistical information displays. Monitor commands display the selected statistics according to the configured number of times at the interval specified.

Parameters

ipv6-filter-id

Displays detailed information for the specified IPv6 filter ID and its filter entries.

Values [1 to 65535] | fSpec-[0 to 2147483647] | [1 to 65535 to 8192] | [1 to 65535:P1 to 4096] | _tmnx_tms_egr- *mda-id-F* | _tmnx_tms-ing-*mda-id-F* | _tmnx_ofs_ofs-*name* | _tmnx_vsd_[1 to 65535] | *name*: 64 chars max

entry-id

Displays information on the specified filter entry ID for the specified filter ID only.

Values 1 to 65535

seconds

Configures the interval for each display in seconds.

Values 3 to 60

Default 10 seconds

repeat

Configures how many times the command is repeated.

Default 10

Values 1 to 999

absolute

Displays raw statistics, without processing. No calculations are performed on the delta or rate statistics.

rate

Displays rate-per-second for each statistic instead of the delta.

Platforms

All

Output

The following output is an example of filter IPv6 information.

Sample Output

```
A:ALA-48# monitor filter ipv6 100 entry 10 interval 3 repeat 3 absolute
=====
Monitor statistics for IPv6 filter 100 entry 10
-----
At time t = 0 sec (Base Statistics)
-----
Ing. Matches : 0                               Egr. Matches : 1
-----
At time t = 3 sec (Mode: Absolute)
-----
Ing. Matches : 0                               Egr. Matches : 1
-----
At time t = 6 sec (Mode: Absolute)
-----
Ing. Matches : 0                               Egr. Matches : 1
-----
At time t = 9 sec (Mode: Absolute)
-----
Ing. Matches : 0                               Egr. Matches : 01
=====
A:ALA-48#
A:ALA-48# monitor filter ipv6 100 entry 10 interval 3 repeat 3 rate
```

```

=====
Monitor statistics for IPv6 filter 100 entry 10
-----
At time t = 0 sec (Base Statistics)
-----
Ing. Matches : 0                               Egr. Matches : 1
-----
At time t = 3 sec (Mode: Rate)
-----
Ing. Matches : 0                               Egr. Matches : 1
-----
At time t = 6 sec (Mode: Rate)
-----
Ing. Matches : 0                               Egr. Matches : 1
-----
At time t = 9 sec (Mode: Rate)
-----
Ing. Matches : 0                               Egr. Matches : 1
=====
A:ALA-48#
  
```

ipv6

Syntax

ipv6 [**aspath-regex** *reg-exp*] [**community** *comm-id*] [**origin-val** *originState*] [**leaked**] [**leakable**] [**brief**] [**all**]

ipv6 [**aspath-regex** *reg-exp*] **hunt** [**community** *comm-id*] [**origin-val** *originState*] [**leaked**] [**leakable**] [**brief**] [**all**]

ipv6 [**detail** | **longer**] [**aspath-regex** *reg-exp*] [**community** *comm-id*] [**origin-val** *originState*] [**leaked**] [**leakable**] [**all**]

Context

[\[Tree\]](#) (show>router>bgp>routes ipv6)

Full Context

show router bgp routes ipv6

Description

This command displays BGP IPv6 routes.

Parameters

reg-exp

Displays routes matching the specified regular expression, up to 80 characters.

hunt

Displays entries for the specified route.

comm-id

Specifies the community ID, up to 72 characters.

Values [*as-num:comm-val* | *ext-comm* | *well-known-comm* | *large-comm*]

where:

- *as-num* — 0 to 65535
- *comm-val* — 0 to 65535
- *ext-comm* — the extended community, defined as one of the following:

- *{target | origin}:ip-address:comm-val*
- *{target | origin}:asnum:ext-comm-val*
- *{target | origin}:ext-asnum:comm-val*
- **bandwidth:asnum:val-in-mbps**
- **ext:4300:ovstate**
- **ext:value1:value2**
- **flowspec-set:ext-asnum:group-id**

where:

- *target* — route target
- *origin* — route origin
- *ip-address* — a.b.c.d
- *ext-comm-val* — 0 to 4294967295
- *ext-asnum* — 0 to 4294967295
- **bandwidth** — bandwidth
- *val-in-mbps* — 0 to 16777215
- **ext** — extended
- **ext:4300** — origin verification
- *ovstate* — 0, 1, or 2 (0 for valid, 1 for not found, 2 for invalid)
- *value1* — 0000 to FFFF
- *value2* — 0 to FFFFFFFFFF
- **flowspec-set** — flow-spec set
- *group-id* — 0 to 16383
- *well-known-comm* — **null** | **no-export** | **no-export-subconfed** | **no-advertise** | **blackhole**
- *large-comm* — *asn-or-ex:val-or-ex:val-or-ex*

originState

Filters the BGP routes displayed by the command to those routes with a particular RPKI route origin validation state.

- Values**
- valid — Displays valid validation state information.
 - invalid — Displays invalid validation state information.

notfound — Displays state information for unfound origin values.

leaked

Filters BGP routes displayed by the command to those routes leaked into this router's BGP instance from another BGP instance.

leakable

Filters BGP routes displayed by the command to those routes eligible for leaking from this router's BGP instance to another BGP instance.

brief

Displays the IPv4 BGP route information in a brief format.

all

Displays all output for imported routes.

Platforms

All

13.61 ipv6-exception

ipv6-exception

Syntax

ipv6-exception *exception*

ipv6-exception *exception* [**associations**]

ipv6-exception *exception* [**counters**]

ipv6-exception *exception* **entry** *entry-id* [**counters**]

Context

[\[Tree\]](#) (show>filter ipv6-exception)

Full Context

show filter ipv6-exception

Description

This command shows IPv6 exception information.

Parameters

exception

Specifies the IPv6 exception filter.

Values *exception-id*: 1 to 65535

exception-name: An existing IPv6 exception filter name up to 64 characters.

associations

Displays associations applicable to the specified IPv6 exception.

counters

Displays counters for the specified IPv6 exception.

entry *entry-id*

Specifies an integer that identifies the entry.

Values 1 to 2097151

Platforms

VSR

Output

The following output is an example of IPv6 exception filter information, and [Table 232: IPv6 Exception Output Fields](#) describes the fields.

Sample Output

```
*A:Dut-C# show filter ipv6-exception
=====
Configured IPv6-Exception Filters                               Total:    1
=====
Filter-Id  Scope   Applied Description
-----
1          Template Yes?
=====
Num IPv6-Exception filters: 1
=====
*A:kanlnx94: Dut-B# show filter ipv6-exception 1
=====
IPv6-Exception Filter
=====
Filter Id      : 1                               Applied      : Yes
Scope         : Template
Entries       : 1
Description    : (Not Specified)
Filter Name    : An IPv6 exception filter
-----
Filter Match Criteria : IPv6
-----
Entry          : 10 (Inactive)
Description    : (Not Specified)
Src. IP       : ::/0
Src. Port     : n/a
Dest. IP      : ::/0
Dest. Port    : eq 1234
Next Header   : 6
ICMP Type     : Undefined                       ICMP Code    : Undefined
Ing. Matches  : 0 pkts
Egr. Matches  : 0 pkts
```

```
=====  
*A:Dut-C# show filter ipv6-exception 1 associations  
=====
```

```
IPv6-Exception Filter  
=====
```

```
Filter Id       : 1                               Applied       : Yes  
Scope          : Template  
Entries        : 1  
Description    : (Not Specified)  
Filter Name    : An IPv6 exception filter  
-----
```

```
Filter Association : IPv6  
-----
```

```
Service Id     : N/A                               Type          : Router Base  
- Router Interface secure-interface  
-----
```

```
Filter associated with IOM: 1  
=====
```

```
=====  
*A:Dut-C# show filter ipv6-exception 1 counters  
=====
```

```
IPv6-Exception Filter  
=====
```

```
Filter Id       : 1                               Applied       : Yes  
Scope          : Template  
Entries        : 1  
Description    : (Not Specified)  
Filter Name    : An IPv6 exception filter  
-----
```

```
Filter Match Criteria : IPv6  
-----
```

```
Entry          : 10 (Inactive)  
Ing. Matches   : 0 pkts  
Egr. Matches   : 0 pkts  
=====
```

```
=====  
*A:Dut-C# show filter ipv6-exception 1 entry 10  
=====
```

```
IPv6-Exception Filter  
=====
```

```
Filter Id       : 1                               Applied       : Yes  
Scope          : Template  
Entries        : 1  
Description    : (Not Specified)  
Filter Name    : An IPv6 exception filter  
-----
```

```
Filter Match Criteria : IPv6  
-----
```

```
Entry          : 10 (Inactive)  
Description    : (Not Specified)  
Src. IP       : ::/0  
Src. Port     : n/a  
Dest. IP      : ::/0  
Dest. Port    : eq 1234  
Next Header   : 6  
ICMP Type     : Undefined                       ICMP Code    : Undefined  
=====
```

```

Ing. Matches      : 0 pkts
Egr. Matches      : 0 pkts

=====

*A:Dut-C# show filter ipv6-exception 1 entry 10 counters

=====
IPv6-Exception Filter
=====
Filter Id         : 1                               Applied         : Yes
Scope             : Template
Entries           : 1
Description       : (Not Specified)
Filter Name       : An IPv6 exception filter
-----
Filter Match Criteria : IPv6
-----
Entry?            : 10 (Inactive)
Ing. Matches      : 0 pkts
Egr. Matches      : 0 pkts

=====
*A:Dut-C#
  
```

Table 232: IPv6 Exception Output Fields

Label	Description
Configured IPv6-Exception Filters	The number of configured IPv6 exception filters.
Filter-Id	The filter ID.
Scope	Template — The filter policy is of type Template. Exclusive — The filter policy is of type Exclusive.
Applied	No — The IPv6 exception filter has not been applied. Yes — The IPv6 exception filter is applied.
Entries	The number of entries.
Description	The description of the specified filter, if specified.
Filter Name	The filter name.
Num IPv6-Exception filters	The number of IPv6 exception filters.
Entry	The number of active or inactive entries.
Src. IP	The source IP address of the logged packet.
Src. Port	The source port of the logged packet.
Dst. IP	The destination IP address of the logged packet.

Label	Description
Dst. Port	The destination port of the logged packet.
Next Header	8-bit selector. Identifies the type of header immediately following the IPv6 header.
ICMP Type	The ICMP type match criterion. Undefined indicates no ICMP type specified.
ICMP Code	The ICMP code field in the ICMP header of an IPv6 packet.
Ing. Matches	The number of packets matched on ingress.
Egr. Matches	The number of packets matched on egress.
Filter Association	Indicates the filter is an IPv6 filter policy.
Service Id	The service ID on which the IPv6 exception ID is applied.
Filter association with IOM	The number of filters associated with an IOM.

ipv6-exception

Syntax

ipv6-exception *exception* [**entry** *entry-id*] [**ingress**]

Context

[\[Tree\]](#) (clear>filter ipv6-exception)

Full Context

clear filter ipv6-exception

Description

This command clears the information about the IPv6 exception filter.

Parameters

exception

Specifies the IPv6 exception filter by ID or name.

Values *exception-id* | *exception-name*

exception-id

Specifies the IPv6 exception filter ID for which to clear the entry counters.

Values 1 to 65535

exception-name

Specifies name of the IPv6 exception filter, up to 64 characters.

entry-id

Specifies that only the counters associated with the specified filter policy entry are cleared.

Values 1 to 2097151

ingress

Specifies to only clear the ingress counters.

Platforms

VSR

13.62 ipv6-filter

ipv6-filter

Syntax

ipv6-filter [**entry** *entry-id*]

Context

[\[Tree\]](#) (show>system>security>cpm-filter ipv6-filter)

Full Context

show system security cpm-filter ipv6-filter

Description

This command displays CPM IPv6 filters and only applies to the 7750 SR and 7950 XRS.

Parameters

entry-id

Identifies a CPM IPv6 filter entry as configured on this system.

Values 1 to 131072

Platforms

7450 ESS, 7750 SR, 7750 SR-a, 7750 SR-e, 7750 SR-s, 7950 XRS

Output

The following displays an example of IPv6 filter entry information.

[Table 233: Show CPM IPv6 Filter Output Fields](#) describes CPM IPv6 filter output fields.

The following is an output example on the 7750 SR:

```

A:ALA-35# show system security cpm-filter ipv6-filter
=====
CPM IPv6 Filters
=====
Entry-Id Dropped Forwarded Description
-----
101      25880    0      CPM-Filter 2001:db8::101:2 #101
102      25880    0      CPM-Filter 2001:db8::102:2 #102
103      25880    0      CPM-Filter 2001:db8::103:2 #103
104      25880    0      CPM-Filter 2001:db8::104:2 #104
105      25880    0      CPM-Filter 2001:db8::105:2 #105
106      25880    0      CPM-Filter 2001:db8::106:2 #106
107      25880    0      CPM-Filter 2001:db8::107:2 #107
108      25880    0      CPM-Filter 2001:db8::108:2 #108
109      25880    0      CPM-Filter 2001:db8::109:2 #109
=====

A:ALA-35#

A:ALA-35# show system security cpm-filter ipv6-filter entry 101
=====
CPM IPv6 Filter Entry
=====
Entry Id : 1
Description : CPM-Filter 2001:db8::101:2 #101
-----
Filter Entry Match Criteria :
-----
Log Id : n/a
Src. IP : 2001:db8::101:2      Src. Port : 0
Dest. IP : 2001:db8::101:1    Dest. Port : 0
next-header : none           Dscp : Undefined
ICMP Type : Undefined        ICMP Code : Undefined
TCP-syn : Off                TCP-ack : Off
Match action : Drop
Dropped pkts : 25880         Forwarded pkts : 0
=====

A:ALA-35#
  
```

Table 233: Show CPM IPv6 Filter Output Fields

Label	Description
Entry-Id	Displays information about the specified management access filter entry
Dropped	Displays the number of dropped events.
Forwarded	Displays the number of forwarded events.
Description	Displays the CPM filter description.
Log ID	Log Id where matched packets will be logged.
Src IP	Displays Source IP address(/netmask)
Dest. IP	Displays Destination IP address(/netmask).

Label	Description
Src Port	Displays Source Port Number (range).
Dest. Port	Displays Destination Port Number (range).
next-header	Displays next-header field in the IPv6 header.
Dscp	Displays Traffic Class field in the IPv6 header.
ICMP Type	Displays ICMP type field in the icmp header.
ICMP Code	Displays ICMP code field in the icmp header.
TCP-syn	Displays the SYN flag in the TCP header.
TCP-ack	Displays the ACK flag in the TCP header
Match action	When criteria matches, displays drop or forward packet.
Next Hop	In case match action is forward, indicates destination of the matched packet.
Dropped pkts	Indicating number of matched dropped packets
Forwarded pkts	Indicating number of matched forwarded packets.

ipv6-filter

Syntax

ipv6-filter [**entry** *entry-id*]

Context

[Tree] (show>system>security>mgmt-access-filter ipv6-filter)

Full Context

show system security management-access-filter ipv6-filter

Description

This command displays management-access IPv6 filters and only applies to the 7750 SR and 7950 XRS.

Parameters

entry-id

Specifies the IPv6 filter entry ID to display.

Values 1 to 9999

Platforms

All

Output

The following output is an example of MAF IPv6 filter information, and the table outlined in **show>system>security>mgmt-access-filter ip-filter** describes the output fields.

Sample Output

```
*A:Dut-C# show system security management-access-filter ipv6-filter entry 1
=====
IPv6 Management Access Filter
=====
filter type      : ipv6
Def. Action     : permit
Admin Status    : enabled (no shutdown)
-----
Entry           : 1
Description     : (Not Specified)
Src IP          : ipv6-prefix-list "MAF-MATCH-V6-ALLOW"
Flow label     : undefined
Src interface   : undefined
Dest port      : undefined
Next-header    : undefined
Router         : undefined
Action         : permit
Log            : enabled
Matches        : 0
=====
*A:Dut-C# s
```

ipv6-filter

Syntax

ipv6-filter [**entry** *entry-id*]

Context

[\[Tree\]](#) (clear>cpm-filter ipv6-filter)

Full Context

clear cpm-filter ipv6-filter

Description

This command clears IPv6 filter statistics.

Parameters

entry-id

Specifies a particular CPM IP filter entry.

Values 1 to 2048

Platforms

7450 ESS, 7750 SR, 7750 SR-a, 7750 SR-e, 7750 SR-s, 7950 XRS

ipv6-filter

Syntax

ipv6-filter *ipv6-filter-id*

Context

[Tree] (tools>perform>filter ipv6-filter)

Full Context

tools perform filter ipv6-filter

Description

Commands in this context perform IPv6 filter operations.

Parameters

ip-v6filter-id

Specifies a particular IPv6 filter ID or filter name.

Values *filter-id* | *filter-name*

filter-id

Specifies the IPv6 filter ID.

Values 1 to 65535

filter-name

Specifies name of the IPv6 filter, up to 64 characters.

Platforms

All

13.63 ipv6-prefix

ipv6-prefix

Syntax

ipv6-prefix [hunt | detail] [**rd** *rd*] [**prefix** *ipv6-prefix/ipv6-prefix-length*] [**community** *comm-id*] [**tag** *tag*] [**next-hop** *next-hop*] [**aspath-regex** *reg-exp*]

Context

[\[Tree\]](#) (show>router>bgp>routes>evpn ipv6-prefix)

Full Context

show router bgp routes evpn ipv6-prefix

Description

This command displays BGP-EVPN IPv6 prefix routes.

Parameters

hunt

Displays entries for the specified route.

detail

Displays detailed information.

rd

Displays information for the route distinguisher.

Values *ip-addr:comm-val | 2byte-asnumber:ext-comm-val | 4byte-asnumber:comm-val*

ipv6-prefix/ipv6-prefix-length

Specifies the IPv6 prefix and length.

Values

ipv6-prefix:	x:x:x:x:x:x:x (eight 16-bit pieces)
ipv6-prefix-length:	0 to 128

comm-id

Specifies the community ID, up to 256 characters.

tag

Specifies the IPv6 prefix route tag.

Values 0 to 4294967295 | MAX-ET

next-hop

Specifies the IPv4 or IPv6 BGP next-hop address.

Values

ipv4-address:	a.b.c.d
ipv6-address:	x:x:x:x:x:x:x (eight 16-bit pieces)
	x:x:x:x:x:d.d.d.d
	x: [0 to FFFF]H
	d: [0 to 255]D

reg-exp

Displays routes matching the specified regular expression, up to 80 characters.

Platforms

All

13.64 ipv6-prefix-list

ipv6-prefix-list

Syntax

ipv6-prefix-list

ipv6-prefix-list *prefix-list-name* [**association**]

Context

[\[Tree\]](#) (show>qos>match-list ipv6-prefix-list)

Full Context

show qos match-list ipv6-prefix-list

Description

Displays the list of configured IPv6 QoS prefix lists or the details of a specific IPv6 QoS prefix list together with the network QoS policies in which it is used and the entry number within that policy.

Parameters

prefix-list-name

Specifies an IPv6 prefix list which contains IPv6 address prefixes to be matched.

Values A string of up to 32 characters of printable ASCII characters. If special characters are used, the string must be enclosed within double quotes.

association

Displays the QoS policy and entry number in which the specified prefix list is used.

Platforms

All

Output

The following output is an example of ipv6-prefix-list information

Sample Output

```
*A:PE# show qos match-list ipv6-prefix-list
```

```
=====
QoS Match IPv6 Prefix List
```

```

=====
Prefix List Name          Description          Num Prefixes
-----
ipv6list1                 1
ipv6list2                 1
-----
No. of Prefix-List: 2
=====
*A:PE#

*A:PE# show qos match-list ip-prefix-list "ipv6list1"

=====
QoS Match IPv6 Prefix List
=====
Prefix Name       : ipv6list1
Description       : (Not Specified)
-----
IP Prefixes
-----
2001:db8::/32
-----
No. of Prefixes : 1
-----
=====
*A:PE#

*A:PE# show qos match-list ipv6-prefix-list "ipv6list1" association

=====
QoS Match IPv6 Prefix List
=====
Prefix Name       : ipv6list1
Description       : (Not Specified)
-----
IPv6 Prefixes
-----
2001:db8::/32
-----
No. of Prefixes : 1
-----
-----
Association
-----
QoS Policy ID      Criteria Entry
-----
10                 (sap-ingress)   10                 (source-ip)
-----
=====
*A:PE#
  
```

ipv6-prefix-list

Syntax

ipv6-prefix-list [*prefix-list-name*]

ipv6-prefix-list *prefix-list-name* **references**

Context

[\[Tree\]](#) (show>filter>match-list ipv6-prefix-list)

Full Context

```
show filter match-list ipv6-prefix-list
```

Description

This command displays IPv6 prefixes information for match criteria in IPv6 ACL and CPM filter policies.

Parameters

prefix-list-name

A string of up to 32 characters of printable ASCII characters. If special characters are used, the string must be enclosed within double quotes.

references

Displays the filter policies, policy entries and source/destination IPv6 match type per entry referring to this match list.

Platforms

All

13.65 isa

isa

Syntax

```
isa
```

Context

[\[Tree\]](#) (tools>dump>nat isa)

Full Context

```
tools dump nat isa
```

Description

This command enables the dump tools for NAT ISA.

Platforms

7450 ESS, 7750 SR, 7750 SR-e, 7750 SR-s, VSR

isa

Syntax

isa

Context

[\[Tree\]](#) (clear isa)

Full Context

clear isa

Description

Commands in this context clear ISA commands.

Platforms

7450 ESS, 7750 SR, 7750 SR-e, 7750 SR-s, VSR

isa

Syntax

isa

Context

[\[Tree\]](#) (clear>nat isa)

Full Context

clear nat isa

Description

Commands in this context clear ISA NAT commands.

Platforms

7450 ESS, 7750 SR, 7750 SR-e, 7750 SR-s, VSR

isa

Syntax

isa

Context

[\[Tree\]](#) (clear>wlan-gw isa)

Full Context

clear wlan-gw isa

Description

Commands in this context clear WLAN gateway ISA commands.

Platforms

7750 SR, 7750 SR-e, 7750 SR-s, VSR

isa

Syntax

isa *video-group-id* [**esa-vm** *vapp-id*] [**lifetime-peaks**] [**hour-peaks**]

isa *video-group-id* [**md** *mda-id*] [**lifetime-peaks**] [**hour-peaks**]

Context

[\[Tree\]](#) (clear>video>statistics isa)

Full Context

clear video statistics isa

Description

This command clears statistics for a particular ISA video group.

Parameters

video-group-id

statistics for a particular ISA video group a video group ID.

Values 1 to 4

vapp-id

Specifies the video ISA Group Virtual Application ID

Values <esa-id>/<vm-id>

esa-id 1 to 16

vm-id 1 to 4

mda-id

Specifies the card/slot identifying a provisioned ISA

Values *mda-id*: slot/mda

slot: 1 to 10 (depending on the chassis model)

mda: 1 to 2

lifetime-peaks

Clears the lifetime peaks

hour-peaks

Clears the last and current hour peaks

Platforms

7450 ESS, 7750 SR-1, 7750 SR-7/12/12e, 7750 SR-1s, 7750 SR-2s, 7750 SR-7s, 7750 SR-14s

isa

Syntax

isa

Context

[\[Tree\]](#) (show isa)

Full Context

show isa

Description

Commands in this context display ISA information.

Platforms

7450 ESS, 7750 SR, 7750 SR-e, 7750 SR-s, VSR

isa

Syntax

isa

Context

[\[Tree\]](#) (tools>dump>wlan-gw isa)

Full Context

tools dump wlan-gw isa

Description

Commands in this context dump tools for Wireless LAN Gateway ISA.

Platforms

7750 SR, 7750 SR-e, 7750 SR-s, VSR

13.66 isa-collector

isa-collector

Syntax

isa-collector

Context

[\[Tree\]](#) (show>app-assure>group>cflowd>dir-exp isa-collector)

Full Context

show application-assurance group cflowd direct-export isa-collector

Description

This command displays cflowd collector assignments to ISAs.

Platforms

7450 ESS, 7750 SR, 7750 SR-e, 7750 SR-s, VSR

13.67 isa-filter

isa-filter

Syntax

isa-filter *name* [**all**]

Context

[\[Tree\]](#) (clear>subscr-mgmt isa-filter)

Full Context

clear subscriber-mgmt isa-filter

Description

This command resets the entry hit counts associated with the specified **isa-filter** to zero.

Parameters

name

Specifies the name of the ISA filter, up to 32 characters.

all

Clears all ISA filter entries.

Platforms

7750 SR, 7750 SR-e, 7750 SR-s, VSR

isa-filter

Syntax

isa-filter

isa-filter *name*

isa-filter *name* **associations**

isa-filter *name* **ipv4**

isa-filter *name* **ipv6**

Context

[\[Tree\]](#) (show>subscr-mgmt isa-filter)

Full Context

show subscriber-mgmt isa-filter

Description

This command displays ISA filter information.

Parameters

name

Specifies the ISA filter name, up to 32 characters.

associations

Displays associated information about the specified ISA filter name.

ipv4

Display IPv4 ISA filter information for the specified ISA filter name.

ipv6

Display IPv6 ISA filter information for the specified ISA filter name.

Platforms

7450 ESS, 7750 SR, 7750 SR-a, 7750 SR-e, 7750 SR-s, VSR

13.68 isa-policer

isa-policer

Syntax

isa-policer *policer-name*

isa-policer *policer-name* **associations**

isa-policer

Context

[\[Tree\]](#) (show>subscr-mgmt isa-policer)

Full Context

show subscriber-mgmt isa-policer

Description

This command displays ISA policer information.

Parameters

policer-name

Specifies the ISA policer name, up to 32 characters.

associations

Displays associated information about the specified ISA policer name.

Platforms

7450 ESS, 7750 SR, 7750 SR-a, 7750 SR-e, 7750 SR-s, VSR

13.69 isa-radius-policy

isa-radius-policy

Syntax

isa-radius-policy *policy-name*

isa-radius-policy *policy-name* **associations**

Context

[\[Tree\]](#) (show>aaa isa-radius-policy)

Full Context

show aaa isa-radius-policy

Description

This command displays ISA RADIUS policy information.

Parameters

policy-name

Displays information about the specified ISA RADIUS policy.

associations

Displays the information associated with the ISA RADIUS server policy.

Platforms

7450 ESS, 7750 SR, 7750 SR-e, 7750 SR-s, VSR

Output

The following is an example of AAA ISA RADIUS policy information.

Sample Output

```
*B:asd-tr0610-dr421# show aaa isa-radius-policy "ZiggoAAA_DRP_ISAPlcy"
=====
Status for ISA RADIUS server policy "ZiggoAAA_DRP_ISAPlcy"
=====
Server 1, group 1, member 1
-----
Purposes Up                               : accounting authentication
Source IP address                          : 172.18.128.33
Acct Tx Requests                           : 2469931
Acct Tx Retries                             : 320
Acct Tx Timeouts                           : 160
Acct Rx Replies                             : 2469471
Auth Tx Requests                            : 16417061
Auth Tx Retries                             : 7169
Auth Tx Timeouts                           : 2922
Auth Rx Replies                             : 16406973
CoA Rx Requests                            : 0
```

[Table 234: Subscriber ISA RADIUS Policy Field Descriptions](#) describes subscriber ISA RADIUS policy output fields.

Table 234: Subscriber ISA RADIUS Policy Field Descriptions

Label	Description
Purposes Up	The RADIUS services that are up and running, and fully operational for this server
Source IP address	The IP address of the RADIUS server
Acct Tx Requests	The number of RADIUS transaction requests transmitted

Label	Description
Acct TX Retries	The number of RADIUS transaction request retries
Acct TX Timeouts	The number of RADIUS transaction requests that have timed out
Acct RX Replies	The number of RADIUS transaction responses received
Auth Tx Requests	The number of authentication requests transmitted
Auth Tx Retries	The number of authentication request retries
Auth Tx Timeouts	The number of RADIUS authentication requests that have timed out for the policy
CoA RX Requests	The number of Change-of-Authorization message responses received

isa-radius-policy

Syntax

isa-radius-policy *policy-name* **statistics**

Context

[Tree] (clear>aaa isa-radius-policy)

Full Context

clear aaa isa-radius-policy

Description

This command clears ISA RADIUS policy data.

Parameters

policy-name

Specifies the ISA RADIUS policy name, up to 32 characters.

Platforms

7450 ESS, 7750 SR, 7750 SR-e, 7750 SR-s, VSR

13.70 isa-service-chaining

isa-service-chaining

Syntax

isa-service-chaining vas-filter *name*

Context

[\[Tree\]](#) (clear>subscr-mgmt isa-service-chaining)

Full Context

clear subscriber-mgmt isa-service-chaining

Description

This command clears all L2-aware NAT flows of all hosts associated with the VAS filter and can be used if all flows need re-evaluation against a modified set of matching criteria.

Parameters

name

Specifies the filter name, up to 32 characters.

Platforms

7450 ESS, 7750 SR, 7750 SR-e, 7750 SR-s, VSR

isa-service-chaining

Syntax

isa-service-chaining

Context

[\[Tree\]](#) (show>subscr-mgmt isa-service-chaining)

Full Context

show subscriber-mgmt isa-service-chaining

Description

Commands in this context display ISA service chaining information.

Platforms

7450 ESS, 7750 SR, 7750 SR-e, 7750 SR-s, VSR

isa-service-chaining

Syntax

isa-service-chaining

Context

[\[Tree\]](#) (show>router isa-service-chaining)

Full Context

show router isa-service-chaining

Description

This command displays information related to service chaining (for ESM hosts with L2-aware NAT) at the router level.

Platforms

7450 ESS, 7750 SR, 7750 SR-e, 7750 SR-s, VSR

Output

The following is an example of ISA service chaining information.

Sample Output

```
show router isa-service-chaining
=====
ISA Service Chaining - Router "Base"
=====
VXLAN Tep range      : 1.2.3.4 - 1.2.3.8
NAT Groups           : 2
=====
```

Table 235: ISA Service Chaining

Label	Description
VXLAN Tep range	The VXLAN Tep Information (VTEP) range
NAT Groups	The NAT ISA group used in a virtual router for Service Chaining.

13.71 isa-subnets

isa-subnets

Syntax

isa-subnets [**detail**]

isa-subnets [**detail**] **interface** *interface-name*

isa-subnets **prefix** *ipv6-address/prefix-length*

Context

[Tree] (show>router>wlan-gw isa-subnets)

Full Context

show router wlan-gw isa-subnets

Description

This command outputs all the prefixes in use by the WLAN GW pool manager.

Parameters

detail

Displays detailed information for each prefix.

interface-name

Displays only the prefixes associated with this subscriber interface.

ipv6-address/prefix-length

Displays details of a specific IPv6 address and prefix.

Platforms

7750 SR, 7750 SR-e, 7750 SR-s, VSR

Output

The following is an example of WLAN-GW ISA subnet information.

Sample Output

```

system# show router wlan-gw isa-subnets
=====
ISA Subnets
=====
Prefix                               MDA      Family  Usage
-----
2001:db8:0:1/48                       3/1      dhcpv6  0%
2001:db8:1::/48                        3/2      dhcpv6  0%
2001:db8:2::/48                        4/1      dhcpv6  0%
2001:db8:3::/48                        4/2      dhcpv6  0%
2001:db8:4::/48                        5/1      dhcpv6  0%
2001:db8:5::/48                        5/2      dhcpv6  0%
2001:db8:6::/48                        3/1      slaac   0%
2001:db8:7::/48                        3/2      slaac   0%
2001:db8:8::/48                        4/1      slaac   0%
2001:db8:9::/48                        4/2      slaac   0%
2001:db8:a::/48                        5/1      slaac   0%

```


isa-subnets prefix *ipv6-address/prefix-length*

Context

[\[Tree\]](#) (clear>router>wlan-gw isa-subnets)

Full Context

clear router wlan-gw isa-subnets

Description

This command clears specific subnets from the pool-manager. Associated UE's is removed from the system.

When clearing the last subnet on an ISA the pool-manager will automatically allocate a new subnet with allocation-level 0%.

Parameters

all

Clears all the isa-subnets.

ip-int-name

Clears all the isa-subnets of a specific subscriber-interface.

ipv6-address/prefix-length

Clears a specific IPv6 address and prefix length.

Platforms

7750 SR, 7750 SR-e, 7750 SR-s, VSR

13.72 isid-route-target

isid-route-target

Syntax

isid-route-target

Context

[\[Tree\]](#) (show>service>id>bgp-evpn isid-route-target)

Full Context

show service id bgp-evpn isid-route-target

Description

This command displays a list of the auto-derived or configured ISID-based route-targets per B-VPLS service. The entries show the ISID ranges and association to either an auto-rt or an actual configured route-target.

The auto-rt display format is: <2-byte-as-number>:<4-byte-value>, where: 4-byte-value = 0x30+ISID.

Platforms

All

Output

Sample Output

```
*A:PE-2# show service id 10 bgp-evpn isid-route-target
=====
EVPN ISID RT Information
=====
Start      End      RT type   Route Target      Last Chgd
Range      Range
-----
11         11       auto      N/A                10/03/2016 16:19:46
-----
Number of Entries: 1
=====
```

13.73 isid-using

isid-using

Syntax

isid-using [*ISID*]

Context

[\[Tree\]](#) (show>service isid-using)

Full Context

show service isid-using

Description

This command displays services using an ISID.

Parameters

ISID

Specifies a 24 bit (0 to 16777215) service instance identifier for this service. As part of the Provider Backbone Bridging frames, it is used at the destination PE as a demultiplexor field.

Values 0 to 16777215

Platforms

All

Output

The following is an example of services using ISID information.

Sample Output

```
*A:SetupCLI# show service isid-using
=====
Services
=====
SvcId      ISID      Type    b-Vpls    Adm  Opr  SvcMtu  CustId
-----
2001       122      i-VPLS  2002      Up   Down 1514    1
2005       2005     i-mVP*  2004      Down Down 1500    1
-----
Matching Services : 2
-----
*A:SetupCLI#

A:term17# show service isid-using
=====
Services
=====
SvcId      ISID      Type    b-Vpls    Adm  Opr  SvcMtu  CustId
-----
2000       0        b-VPLS  0          Up   Up   1530    1
2110       123      i-VPLS  2000      Up   Up   1514    1
2299       0        b-VPLS  0          Down Down 1514    1
-----
Matching Services : 3
-----
A:term17#
```

isid-using

Syntax

isid-using [*range-id*]

Context

[\[Tree\]](#) (show>service isid-using)

Full Context

show service isid-using

Description

This command displays services using the range ID.

Parameters

range-id

Displays the service using the specified I-component Service ID (ISID).

Values 1 to 4294967295

Platforms

All

Output

The following is an example of services ISID information.

Sample Output

```
*A:SetupCLI# show service isid-using
=====
Services
=====
SvcId      ISID      Type  b-Vpls    Adm  Opr  SvcMtu  CustId
-----
2001       122       i-VPLS 2002      Up   Down 1514    1
2005       2005      i-mVP* 2004      Down Down 1500    1
-----
Matching Services : 2
-----
*A:SetupCLI#
```

13.74 isis

isis

Syntax

isis [*isis-instance*]

Context

[\[Tree\]](#) (clear>router isis)

Full Context

clear router isis

Description

Commands in this context clear and reset IS-IS protocol entities.

Parameters

isis-instance

Specifies the IS-IS instance.

Values 0 to 127

level

Specifies the IS-IS level.

Values 1, 2

Platforms

All

Output

The following outputs are examples of IS-IS traffic engineering database information.

Sample Output

```
A:Dut-B# tools dump router te-database isis
=====
Rtr: 0100.1001.0002  Addr: 10.10.10.2      ABR          ISIS/0/L1
Rtr: 0100.1001.0003  Addr: 10.10.10.3      ABR          ISIS/0/L1
AdvRtr: 0100.1001.0002  Nghb: 0100.1001.0003.01  ISIS/0/L1
  LocIp/Id 100.100.100.1 /0          Status: OK
AdvRtr: 0100.1001.0003  Nghb: 0100.1001.0003.01  ISIS/0/L1
  LocIp/Id 100.100.100.2 /0          Status: OK
Net: 0100.1001.0003.01          ISIS/0/L1
  AttRtr: 0100.1001.0002          ISIS/0/L1
  AttRtr: 0100.1001.0003          ISIS/0/L1
=====
Rtr: 0100.1001.0002  Addr: 10.10.10.2      ABR          ISIS/0/L2
=====
A:Dut-B#

A:Dut-B# tools dump router te-database detail isis
=====
Rtr: 0100.1001.0002  Addr: 10.10.10.2      ABR          ISIS/0/L1
  Num SR LblRanges: 1      [SR-cap]
  SR LblRange Start: 18432  Range: 505856
  Pfx: 10.10.10.2/32          Metric: 0
  Pfx: 100.100.100.0/30      Metric: 10
Rtr: 0100.1001.0003  Addr: 10.10.10.3      ABR          ISIS/0/L1
  Num SR LblRanges: 1      [SR-cap]
  SR LblRange Start: 18432  Range: 505856
  Pfx: 10.10.10.3/32          Metric: 0
  Pfx: 100.100.100.0/30      Metric: 10
-----
AdvRtr: 0100.1001.0002  Nghb: 0100.1001.0003.01  ISIS/0/L1
  Local Addr: 100.100.100.1  Local Id: 0   If Index: 2
  Remote Addr: 0.0.0.0       Remote Id: 0  Link Type: TRANS
                               status: OK
  IGP Metric: 10
-----
AdvRtr: 0100.1001.0003  Nghb: 0100.1001.0003.01  ISIS/0/L1
  Local Addr: 100.100.100.2  Local Id: 0   If Index: 0
  Remote Addr: 0.0.0.0       Remote Id: 0  Link Type: TRANS
                               status: OK
```



```

IGP Metric: 10
-----
Net: 0100.1001.0003.01                               ISIS/0/L1
    AttRtr: 0100.1001.0002                             ISIS/0/L1
    AttRtr: 0100.1001.0003                             ISIS/0/L1
=====
Rtr: 0100.1001.0002  Addr: 10.10.10.2                ABR                ISIS/0/L2
    Num SR LblRanges: 1      [SR-cap]
    SR LblRange Start: 18432      Range: 505856
    Pfx: 10.10.10.2/32                               Metric: 0
    Pfx: 10.10.10.3/32                               Metric: 10
    Pfx: 100.100.100.0/30                             Metric: 10
=====
A:Dut-B#

```

isis

Syntax

isis [*instance isis-instance*] [*level level*]

Context

[\[Tree\]](#) (tools>dump>router>te-database isis)

Full Context

tools dump router te-database isis

Description

Commands in this context dump the IS-IS traffic engineering database.

Parameters

isis-instance

Specifies the IS-IS instance.

Values 0 to 127

level

Specifies the IS-IS level.

Values 1, 2

Platforms

All

Output

The following outputs are examples of IS-IS traffic engineering database information.

Sample Output

```
A:Dut-B# tools dump router te-database isis
```

```

=====
Rtr: 0100.1001.0002 Addr: 10.10.10.2 ABR ISIS/0/L1
Rtr: 0100.1001.0003 Addr: 10.10.10.3 ABR ISIS/0/L1
AdvRtr: 0100.1001.0002 Nghb: 0100.1001.0003.01 ISIS/0/L1
  LocIp/Id 100.100.100.1 /0 Status: OK
AdvRtr: 0100.1001.0003 Nghb: 0100.1001.0003.01 ISIS/0/L1
  LocIp/Id 100.100.100.2 /0 Status: OK
Net: 0100.1001.0003.01 ISIS/0/L1
  AttRtr: 0100.1001.0002 ISIS/0/L1
  AttRtr: 0100.1001.0003 ISIS/0/L1
=====
Rtr: 0100.1001.0002 Addr: 10.10.10.2 ABR ISIS/0/L2
=====
A:Dut-B#

A:Dut-B# tools dump router te-database detail isis
=====
Rtr: 0100.1001.0002 Addr: 10.10.10.2 ABR ISIS/0/L1
  Num SR LblRanges: 1 [SR-cap]
  SR LblRange Start: 18432 Range: 505856
  Pfx: 10.10.10.2/32 Metric: 0
  Pfx: 100.100.100.0/30 Metric: 10
Rtr: 0100.1001.0003 Addr: 10.10.10.3 ABR ISIS/0/L1
  Num SR LblRanges: 1 [SR-cap]
  SR LblRange Start: 18432 Range: 505856
  Pfx: 10.10.10.3/32 Metric: 0
  Pfx: 100.100.100.0/30 Metric: 10
-----
AdvRtr: 0100.1001.0002 Nghb: 0100.1001.0003.01 ISIS/0/L1
  Local Addr: 100.100.100.1 Local Id: 0 If Index: 2
  Remote Addr: 0.0.0.0 Remote Id: 0 Link Type: TRANS
  status: OK
  IGP Metric: 10
-----
AdvRtr: 0100.1001.0003 Nghb: 0100.1001.0003.01 ISIS/0/L1
  Local Addr: 100.100.100.2 Local Id: 0 If Index: 0
  Remote Addr: 0.0.0.0 Remote Id: 0 Link Type: TRANS
  status: OK
  IGP Metric: 10
-----
Net: 0100.1001.0003.01 ISIS/0/L1
  AttRtr: 0100.1001.0002 ISIS/0/L1
  AttRtr: 0100.1001.0003 ISIS/0/L1
=====
Rtr: 0100.1001.0002 Addr: 10.10.10.2 ABR ISIS/0/L2
  Num SR LblRanges: 1 [SR-cap]
  SR LblRange Start: 18432 Range: 505856
  Pfx: 10.10.10.2/32 Metric: 0
  Pfx: 10.10.10.3/32 Metric: 10
  Pfx: 100.100.100.0/30 Metric: 10
=====
A:Dut-B#
  
```

isis

Syntax

isis [*isis-instance*]

Context

[\[Tree\]](#) (show>router isis)

Full Context

show router isis

Description

This command displays information for a specified IS-IS instance.

Parameters

isis-instance

Specifies the instance ID for an IS-IS instance.

Values 0 to 127

Default 0

Platforms

All

isis

Syntax

isis

Context

[\[Tree\]](#) (tools>dump>router isis)

Full Context

tools dump router isis

Description

Commands in this context dump tools for IS-IS.

Parameters

isis-instance

Specifies the IS-IS protocol instance within the router instance.

Values 0 to 127

Platforms

All

isis

Syntax

isis

Context

[\[Tree\]](#) (tools>perform>router isis)

Full Context

tools perform router isis

Description

This command enables the tools to perform certain IS-IS tasks.

Parameters

isis-instance

Specifies the IS-IS protocol instance within the router instance.

Values 0 to 127

Platforms

All

isis

Syntax

isis [*isis-instance*]

Context

[\[Tree\]](#) (monitor>router isis)

Full Context

monitor router isis

Description

This command monitors commands for the IS-IS instance.

Parameters

isis-instance

Specifies the IS-IS protocol instance within the router instance.

Values 0 to 127

Platforms

All

13.75 issu-post-process

issu-post-process

Syntax

issu-post-process

Context

[\[Tree\]](#) (tools>perform>redundancy issu-post-process)

Full Context

tools perform redundancy issu-post-process

Description

This command allows requests for new LSPs.

Platforms

All

14 k Commands

14.1 keychain

keychain

Syntax

keychain [*key-chain*] [**detail**]

Context

[\[Tree\]](#) (show>system>security keychain)

Full Context

show system security keychain

Description

This command displays keychain information.

Parameters

key-chain

Specifies the keychain name to display.

detail

Displays detailed keychain information.

Platforms

All

Output

The following is an example of keychain information.

Sample Output

```
*A:ALA-A# show system security keychain test
=====
Key chain:test
=====
TCP-Option number send      : 254                Admin state  : Up
TCP-Option number receive  : 254                Oper state   : Up
=====
*A:ALA-A#
*A:ALA-A# show system security keychain test detail
=====
```

```
Key chain:test
=====
TCP-Option number send      : 254                Admin state   : Up
TCP-Option number receive  : 254                Oper state    : Up
=====
Key entries for key chain: test
=====
Id          : 0
Direction  : send-receive      Algorithm     : hmac-sha-1-96
Admin State : Up                Valid         : Yes
Active     : Yes                Tolerance    : 300
Begin Time  : 2007/02/15 18:28:37 Begin Time (UTC) : 2007/02/15 17:28:37
End Time    : N/A                End Time (UTC)  : N/A
=====
Id          : 1
Direction  : send-receive      Algorithm     : aes-128-cmac-96
Admin State : Up                Valid         : Yes
Active     : No                Tolerance    : 300
Begin Time  : 2007/02/15 18:27:57 Begin Time (UTC) : 2007/02/15 17:27:57
End Time    : 2007/02/15 18:28:13 End Time (UTC)  : 2007/02/15 17:28:13
=====
Id          : 2
Direction  : send-receive      Algorithm     : aes-128-cmac-96
Admin State : Up                Valid         : Yes
Active     : No                Tolerance    : 500
Begin Time  : 2007/02/15 18:28:13 Begin Time (UTC) : 2007/02/15 17:28:13
End Time    : 2007/02/15 18:28:37 End Time (UTC)  : 2007/02/15 17:28:37
=====
*A:ALA-A#
```

15 I Commands

15.1 I2-aware

I2-aware

Syntax

I2-aware create subscriber *sub-ident-string* **ip** *ip-address* **protocol** {**tcp** | **udp**} [**port** *port*] **lifetime** *lifetime* [**outside-ip** *ip-address*] [**outside-port** *port*] [**nat-policy** *policy-name*]

I2-aware delete subscriber *sub-ident-string* **ip** *ip-address* **protocol** {**tcp** | **udp**} **port** *port* [**nat-policy** *policy-name*]

I2-aware modify subscriber *sub-ident-string* **ip** *ip-address* **protocol** {**tcp** | **udp**} **port** *port* **lifetime** *lifetime* [**nat-policy** *policy-name*]

Context

[\[Tree\]](#) (tools>perform>nat>port-forwarding-action I2-aware)

Full Context

tools perform nat port-forwarding-action I2-aware

Description

This command enables Layer-2-Aware NAT port forwarding action.

Platforms

7450 ESS, 7750 SR, 7750 SR-e, 7750 SR-s, VSR

15.2 I2-aware-blocks

I2-aware-blocks

Syntax

I2-aware-blocks [**outside-ip-prefix** *ip-prefix/length*] [**outside-port** [1..65535]] [**pool** *pool-name*]

Context

[\[Tree\]](#) (show>router>nat I2-aware-blocks)

Full Context

```
show router nat l2-aware-blocks
```

Description

This command displays Layer 2 aware NAT blocks.

Parameters

ip-prefix

Specifies the IP prefix.

Values a.b.c.d (host bits must be 0)

length

Specifies the IP prefix length.

Values 1 to 32

pool-name

Specifies the pool name up to 32 characters.

Platforms

7450 ESS, 7750 SR, 7750 SR-e, 7750 SR-s, VSR

Output

The following is sample output for this command.

Sample Output

```
show router nat l2-aware-blocks
=====
Layer-2-Aware NAT blocks for Base
=====
10.81.0.0 [32..33]
Pool : MyPool
Policy : outPolicy
Started : 2010/02/04 16:24:55
Subscriber ID : Sub001
10.81.0.0 [34..35]
Pool : MyPool
Policy : outPolicy
Started : 2010/02/04 16:25:24
Subscriber ID : Sub003
10.81.0.203 [32..41]
Pool : MyPool2
Policy : outPolicy2
Started: 2010/02/04 16:25:21
Subscriber ID : Sub002
-----
Number of blocks: 3
=====
```

15.3 I2-aware-hosts

I2-aware-hosts

Syntax

I2-aware-hosts [**outside-router** *router-instance*] [**outside-ip** *outside-ip-address*] [**inside-ip-prefix** *ip-prefix/mask*] [**vas-filter** *vas-filter-name*]

Context

[\[Tree\]](#) (show>service>nat I2-aware-hosts)

Full Context

show service nat I2-aware-hosts

Description

This command displays layer-2 aware NAT hosts.

Parameters

nat-policy-name

Specifies the NAT policy name, up to 32 characters.

nat-group-id

Specifies the NAT group ID.

Values 1 to 4

router-instance

Specifies the router instance.

Values	router-name:	Base , management
	service-id:	1 to 2147483647
	svc-name:	A string up to 64 characters in length.

outside-ip-address

Specifies the outside IP address.

Values a.b.c.d

sub-ident

Specifies the identifier, up to 32 characters.

Platforms

7450 ESS, 7750 SR, 7750 SR-e, 7750 SR-s, VSR

Output

The following is sample output for this command.

Sample Output

```
show service nat l2-aware-hosts
=====
Layer-2-Aware NAT hosts
=====
Inside IP Out-Router Outside IP Subscriber
-----
10.0.0.100 Base 10.81.0.0 Sub001
10.0.0.102 Base 10.81.0.0 Sub001
10.0.0.101 Base 10.81.0.203 Sub002
10.0.0.103 Base 10.81.0.0 Sub003
-----
No. of hosts: 4
=====
```

15.4 l2-aware-sub

l2-aware-sub

Syntax

l2-aware-sub *sub-ident-string*

l2-aware-sub *sub-ident-string* **firewall-statistics**

Context

[\[Tree\]](#) (clear>nat l2-aware-sub)

Full Context

clear nat l2-aware-sub

Description

This command clears NAT mappings for L2-Aware subscribers.

Parameters

sub-ident-string

Specifies the subscriber identification string, up to 64 characters.

firewall-statistics

Clears only the firewall counters.

Platforms

7450 ESS, 7750 SR, 7750 SR-e, 7750 SR-s, VSR

15.5 I2-aware-subscribers

I2-aware-subscribers

Syntax

I2-aware-subscribers subscriber sub-ident

I2-aware-subscribers [nat-policy nat-policy-name] [nat-group nat-group-id] [member [1..255]] [outside-router router-instance] [outside-ip outside-ip-address] [firewall-policy policy-name]

Context

[\[Tree\]](#) (show>service>nat I2-aware-subscribers)

Full Context

show service nat I2-aware-subscribers

Description

This command displays layer-2 aware NAT subscribers.

Parameters

nat-policy-name

Specifies the NAT policy name, up to 32 characters.

nat-group-id

Specifies the NAT group ID.

Values 1 to 4

router-instance

Specifies the router instance.

Values	router-name:	Base, management
	service-id:	1 to 2147483647
	svc-name:	A string up to 64 characters.

outside-ip-address

Specifies the outside IP address.

Values a.b.c.d

sub-ident

Specifies the identifier, up to 32 characters.

Platforms

7450 ESS, 7750 SR, 7750 SR-e, 7750 SR-s, VSR

Output

The following is sample output for this command.

Sample Output

```
show service nat l2-aware-subscribers
=====
Layer-2-Aware NAT subscribers
=====
Subscriber Policy Group/Member
Outside IP Router Ports
-----
Sub001 outPolicy 1/1
10.81.0.0 Base 32-33
Sub002 outPolicy2 1/1
10.81.0.203 Base 32-41
Sub003 outPolicy 1/1
10.81.0.0 Base 34-35
-----
No. of subscribers: 3
=====

show service nat l2-aware-subscribers subscriber "Sub881"
=====
Layer-2-Aware NAT subscriber Sub001
=====
Policy : outPolicy
ISA NAT group : 1
ISA NAT group member : 1
Outside router : Base
Outside IP : 10.81.0.0
ICMP Port usage (%) : < 1
ICMP Port usage high : false
UDP Port usage (%) : < 1
UDP Port usage high : false
TCP Port usage (%) : < 1
TCP Port usage high : false
Session usage (%) : < 1
Session usage high : false
Number of sessions : 0
Number of reserved sessions : 0
Ports : 32-33
=====
```

15.6 I2-route-table

I2-route-table

Syntax

I2-route-table [detail] [bgp-ad] [multi-homing] [bgp-vpls] [bgp-vpws] [all-routes]

Context

[\[Tree\]](#) (show>service l2-route-table)

Full Context

```
show service l2-route-table
```

Description

This command displays Layer 2 route table information.

Parameters

detail

Displays detailed information.

bgp-ad

Displays BGP AD related information.

multi-homing

Displays multihoming related information.

bgp-vpls

Displays BGP VPLS related information.

bgp-vpws

Displays BGP VPWS related information.

all-routes

Displays active or inactive routes.

Platforms

All

Output

Use the following command to display Layer 2 route table information.

Sample Output

```
show service l2-route-table
```

```
=====  
Services: L2 Route Information - Summary  
=====
```

```
Svc Id L2-Routes (RD-Prefix) Next Hop Origin  
Sdp Bind Id PW Temp Id  
-----
```

```
1000 *192.0.2.3:60002-192.0.2.3 192.0.2.3 BGP-L2  
32766:4294967293 1  
-----
```

```
No. of L2 Route Entries: 1  
=====
```

```
=====  
Services: L2 Multi-Homing Route Information - Summary  
=====
```

```
Svc Id L2-Routes (RD-Prefix) Next Hop SiteId State DF
-----
-----
No. of L2 Multi-Homing Route Entries: 0
=====
Services: L2 Bgp-Vpls Route Information - Summary
=====
Svc Id L2-Routes (RD) Next Hop Ve-Id
Sdp Bind Id PW Temp Id
-----
1001 *192.0.2.3:60003 192.0.2.3 3
32765:4294967292 1
-----
No. of L2 Bgp-Vpls Route Entries: 1
=====
Services: L2 Bgp-Vpws Route Information - Summary
=====
Svc Id L2-Routes (RD) Next Hop Ve-Id
Sdp Bind Id PW Temp Id
-----
1002 *192.0.2.3:60004 192.0.2.3 3
32764:4294967291 1
-----
No. of L2 Bgp-Vpws Route Entries: 1
=====
```

```
show service l2-route-table bgp-vpls
```

```
=====
Services: L2 Bgp-Vpls Route Information - Summary
=====
Svc Id L2-Routes (RD) Next Hop Ve-Id
Sdp Bind Id PW Temp Id
-----
1001 *192.0.2.3:60003 192.0.2.3 3
32765:4294967292 1
-----
No. of L2 Bgp-Vpls Route Entries: 1
=====
```

```
show service l2-route-table detail
```

```
=====
Services: L2 Route Information - Summary
=====
Svc Id      : 1000
Origin     : BGP-L2
PW Temp Id  : 1
RD-Prefix  : *192.0.2.3:60002-192.0.2.3
Next Hop   : 192.0.2.3
Status     : active
Sdp Bind Id : 32766:4294967293
=====
Services: L2 Multi-Homing Route Information - Summary
```

```
=====  
=====  
Services: L2 Bgp-Vpls Route Information - Summary  
=====
```

```
Svc Id       : 1001  
VeId        : 3  
PW Temp Id  : 1  
RD          : *192.0.2.3 : 60003  
Next Hop    : 192.0.2.3  
State (D-Bit) : up(0)  
Path MTU    : 1514  
Hash Label Tx : 1  
Hash Label Rx : 1  
Control Word : 0  
Seq Delivery : 0  
DF Bit      : clear  
Status      : active  
Sdp Bind Id : 32765:4294967292  
=====
```

```
=====  
=====  
Services: L2 Bgp-Vpws Route Information - Summary  
=====
```

```
Svc Id       : 1002  
VeId        : 3  
PW Temp Id  : 1  
RD          : *192.0.2.3:60004  
Next Hop    : 192.0.2.3  
State (D-Bit) : up(0)  
Path MTU    : 1514  
Hash Label Tx : 1  
Hash Label Rx : 1  
Control Word : 0  
Seq Delivery : 0  
Status      : active  
Tx Status   : active  
CSV         : 0  
Preference  : 0  
Sdp Bind Id : 32764:4294967291  
=====
```

I2-route-table

Syntax

```
I2-route-table [detail] [bgp-ad] [multi-homing] [bgp-vpls] [bgp-vpws] [all-routes]
```

Context

```
\[Tree\] (show>service>id I2-route-table)
```

Full Context

```
show service id I2-route-table
```

Description

This command displays Layer 2 route table information.

Parameters

detail

Displays detailed information.

bgp-ad

Displays BGP-AD information.

multi-homing

Displays multi-homing information.

bgp-vpls

Displays BGP VPLS information.

bgp-vpws

Displays BGP VPWS information.

all-routes

Displays active or inactive routes.

Platforms

All

Output

Use the following command to display Layer 2 route table information.

Sample Output

```
show service id 1 l2-route-table detail
```

```
=====  
Services L2 Route Information Detail - Service 1  
=====
```

```
-----  
BGP Auto-discovery Information  
-----
```

```
Admin State      : Down  
Vpls Id          : 100.1.200.1:65535  
Prefix           : 10.20.1.3  
-----
```

```
=====  
Services: L2 Route Information - Service 1  
=====
```

```
-----  
Services: L2 Multi-Homing Route Information - Summary  
=====
```

```
-----  
Services: L2 Bgp-Vpls Route Information - Service 1  
=====
```

```
VeId              : 1  
PW Temp Id       : 20  
RD                : *10.20.1.1:1  
Next Hop         : 10.20.1.1
```

```

State (D-Bit) : up(0)
Path MTU      : 0
Hash Label Tx : 1
Hash Label Rx : 1
Control Word  : 0
Seq Delivery  : 0
DF Bit        : clear
Status        : active
Sdp Bind Id   : 32767:4294967295

VeId : 4
PW Temp Id : 20
RD      : *10.20.1.6:1
Next Hop : 10.20.1.6
State (D-Bit) : up(0)
Path MTU      : 0
Hash Label Tx : 1
Hash Label Rx : 1
Control Word  : 0
Seq Delivery  : 0
DF Bit        : clear
Status        : active
Sdp Bind Id   : 32766:4294967292
=====
Services: L2 Bgp-Vpws Route Information - Service 1
=====

```

Table 236: Output Fields: show service id l2-route-table

Label	Description
Admin State	Displays the administrative state of the service Up — Indicates the service is administratively enabled Down — Indicates the service is administratively disabled
Vpls Id	Displays the Virtual Private LAN Service (VPLS) ID
Prefix	Displays information for the specified IP prefix and mask length
Veld	Displays the VEID for BGP-VPLS routes
PW Temp Id	Displays the Pseudowire (PW) temporary ID
RD	Displays information for the route distinguisher
Next Hop	Displays the next hop for the route
State (D-Bit)	Displays the state of the Disable-bit (D-bit). The D-bit ensures packet integrity between the terminal and host packet assembler/disassemblers
Path MTU	Displays the maximum transmission unit (MTU) of the path
Hash Label Tx	Displays the transmit hash label value
Hash Label Rx	Displays the receive hash label value

Label	Description
Control Word	Displays information about the control word. The control word is an optional 4-byte field used in the pseudowire packet
Seq Delivery	Displays information about sequence delivery
DF Bit	Displays information about the DF bit
Status	Displays the status of the service
Sdp Bind Id	Displays information about the SDP binding ID

15.7 I2-services

I2-services

Syntax

I2-services [**service** *service-id*]

Context

[\[Tree\]](#) (show>cflowd I2-services)

Full Context

show cflowd I2-services

Description

This command displays Layer 2 and SAP/SDP services on which Layer 2 sampling is enabled.

Parameters

service-id

Specifies the service ID.

Values 1 to 2148278386, svc-name: up to 64 characters

Platforms

All

Output

The following output is an example of cflowd Layer 2 services information.

Sample Output

```
*A:Dut-B>config>cflowd# show cflowd l2-services
```

```

=====
Cflowd L2-Services
=====
ServiceId      Type      SAP                               Admin  Oper
-----
1              Epipe    1/1/8:1                          Up     Up
-----
No. of SAPs: 1
=====

```

15.8 I2-vpn

I2-vpn

Syntax

I2-vpn [**aspath-regex** *reg-exp*] [**community** *comm-id*] [**rd** *rd*] [**brief**] [**I2vpn-type**] [**veid** *veid*] [**offset** *vpls-base-offset*] [**siteid** *site-id*]

I2-vpn [**aspath-regex** *reg-exp*] **hunt** [**community** *comm-id*] [**rd** *rd*] [**brief**] [**I2vpn-type**] [**veid** *veid*] [**offset** *vpls-base-offset*] [**siteid** *site-id*]

I2-vpn [**detail** | **longer**] [**aspath-regex** *reg-exp*] [**community** *comm-id*] [**rd** *rd*] [**I2vpn-type**] [**veid** *veid*] [**offset** *vpls-base-offset*] [**siteid** *site-id*]

Context

[\[Tree\]](#) (show>router>bgp>routes I2-vpn)

Full Context

show router bgp routes I2-vpn

Description

This command displays BGP flow L2-VPN routes.

Parameters

reg-exp

Displays routes matching the specified regular expression, up to 80 characters.

hunt

Displays entries for the specified route.

comm-id

Specifies the community ID, up to 72 characters.

Values [*as-num:comm-val* | *ext-comm* | *well-known-comm* | *large-comm*]

where:

- *as-num* — 0 to 65535
- *comm-val* — 0 to 65535

- *ext-comm* — the extended community, defined as one of the following:
 - *{target | origin}:ip-address:comm-val*
 - *{target | origin}:asnum:ext-comm-val*
 - *{target | origin}:ext-asnum:comm-val*
 - **bandwidth**:*asnum:val-in-mbps*
 - **ext:4300**:*ovstate*
 - **ext**:*value1:value2*
 - **flowspec-set**:*ext-asnum:group-id*
 where:
 - *target* — route target
 - *origin* — route origin
 - *ip-address* — a.b.c.d
 - *ext-comm-val* — 0 to 4294967295
 - *ext-asnum* — 0 to 4294967295
 - **bandwidth** — bandwidth
 - *val-in-mbps* — 0 to 16777215
 - **ext** — extended
 - **ext:4300** — origin verification
 - *ovstate* — 0, 1, or 2 (0 for valid, 1 for not found, 2 for invalid)
 - *value1* — 0000 to FFFF
 - *value2* — 0 to FFFFFFFFFF
 - **flowspec-set** — flow-spec set
 - *group-id* — 0 to 16383
- *well-known-comm* — **null** | **no-export** | **no-export-subconfed** | **no-advertise** | **blackhole**
- *large-comm* — *asn-or-ex:val-or-ex:val-or-ex*

rd

Displays information for the route distinguisher.

Values *ip-addr:comm-val* | *2byte-asnumber:ext-comm-val* | *4byte-asnumber:comm-val*

brief

Displays the BGP flow L2-VPN route information in a brief format.

l2vpn-type

Specifies a 12-byte Virtual Switch Instance identifier (VSI-ID) type.

Values *bgp-ad*, *bgp-vpls*, *bgp-vpws*, and *multi-homing*

veid

Specifies a two byte identifier that represents the local bridging instance in a VPLS and is advertised through the BGP NLRI. This value must be lower than or equal to the *max-ve-id*.

Values 0 to 4294967295

vpls-base-offset

Specifies a two byte identifier advertised through the NLRI that is used to indicate which VE-ID should use the advertised NLRI at the receiving PE according to the following rule: if the offset \leq local VE-ID \leq offset+VBS-1 (VBS = virtual block size = 8 in our implementation) then the NLRI is processed. Otherwise it is ignored. The NLRI with this offset is generated as soon as the first VE-ID value between (offset, offset + VBS-1) is advertised in the network.

Values 0 to 4294967295

site-id

Specifies a two byte identifier usually employed for the BGP multi-homing solution. This value identifies the BGP multi-homing site associated with one or a set of objects (SAPs, pseudowires, or a combination). The *site-id* must be identical between the two PEs carrying the connection to the access device multi-homed to the PEs.

Values 0 to 4294967295

Platforms

All

15.9 I2pt

I2pt

Syntax

I2pt disabled

I2pt [detail]

Context

[\[Tree\]](#) (show>service>id I2pt)

Full Context

show service id I2pt

Description

This command displays Layer 2 Protocol Tunnel (L2-PT) route information associated with this service.

Parameters

disabled

Displays only entries with termination disabled. This helps identify configuration errors.

detail

Displays detailed information.

Platforms

All

Output

The following is an example of service L2PT information.

Sample Output

```
A:ALA-48>show>service>id# l2pt
=====
L2pt summary, Service id 700
=====
      L2pt-term  L2pt-term  Bpdu-trans  Bpdu-trans  Bpdu-trans  Bpdu-trans
      enabled    disabled   auto        disabled    pvst        stp
-----
SAP's  0          1          0           1           0           0
SDP's  0          1          0           1           0           0
-----
Total  0          2          0           2           0           0
=====

A:ALA-48>show>service>id#

A:ALA-48>show>service>id# l2pt disabled
=====
L2pt details, Service id 700
=====
Service Access Points
-----
SapId      L2pt-      Admin Bpdu-  Oper Bpdu-
           termination  translation  translation
-----
1/1/9:0    disabled    disabled     disabled
-----
Number of SAPs : 1

Service Destination Points
-----
SdpId      L2pt-      Admin Bpdu-  Oper Bpdu-
           termination  translation  translation
-----
2:222     disabled    disabled     disabled
-----
Number of SDPs : 1
=====
L2pt summary, Service id 700
=====
      L2pt-term  L2pt-term  Bpdu-trans  Bpdu-trans  Bpdu-trans  Bpdu-trans
      enabled    disabled   auto        disabled    pvst        stp
-----
SAP's  0          1          0           1           0           0
SDP's  0          1          0           1           0           0
-----
```

```

Total 0      2      0      2      0      0
=====
A:ALA-48>show>service>id#

A:ALA-48>show>service>id# l2pt detail
=====
L2pt details, Service id 700
=====
Service Access Points
-----
SapId          L2pt-termination      Admin Bpdu-translation  Oper Bpdu-translation
-----
1/1/9:0        disabled              disabled                disabled
-----
Number of SAPs : 1

Service Destination Points
-----
SdpId          L2pt-termination      Admin Bpdu-translation  Oper Bpdu-translation
-----
2:222         disabled              disabled                disabled
-----
Number of SDPs : 1

L2pt summary, Service id 700
=====
          L2pt-term  L2pt-term  Bpdu-trans  Bpdu-trans  Bpdu-trans  Bpdu-trans
          enabled   disabled   auto        disabled    pvst        stp
-----
SAP's  0           1           0           1           0           0
SDP's  0           1           0           1           0           0
-----
Total  0           2           0           2           0           0
=====
A:ALA-48>show>service>id#

```

Table 237: Show L2PT Fields describes show L2PT output fields.

Table 237: Show L2PT Fields

Label	Description
Service id	Displays the 24 bit (0 to 16777215) service instance identifier for the service.
L2pt-term enabled	Indicates if L2-PT-termination and/or Bpdu-translation is in use in this service by at least one SAP or spoke-SDP binding. If in use, at least one of L2PT-termination or Bpdu-translation is enabled. When enabled it is not possible to enable STP on this service.
L2pt-term disabled	Indicates that L2-PT-termination is disabled.
Bpdu-trans auto	Specifies the number of L2-PT PDUs are translated before being sent out on a port or sap.
Bpdu-trans disabled	Indicates that Bpdu-translation is disabled.

Label	Description
SAPs	Displays the number of SAPs with L2PT or BPDU translation enabled or disabled.
SDPs	Displays the number of SDPs with L2PT or BPDU translation enabled or disabled.
Total	Displays the column totals of L2PT entities.
Sapld	The ID of the access point where this SAP is defined.
L2pt-termination	Indicates whether L2pt termination is enabled or disabled.
Admin Bpdu-translation	Specifies whether Bpdu translation is administratively enabled or disabled.
Oper Bpdu-translation	Specifies whether Bpdu translation is operationally enabled or disabled.
Sdpld	Specifies the SAP ID.

I2pt

Syntax

I2pt

Context

[\[Tree\]](#) (clear>service>statistics>id I2pt)

Full Context

clear service statistics id I2pt

Description

This command clears the I2pt statistics for this service.

Platforms

All

15.10 I2tp

I2tp

Syntax

I2tp

Context

[\[Tree\]](#) (show>router I2tp)

Full Context

show router I2tp

Description

Commands in this context display L2TP related information.

Platforms

7450 ESS, 7750 SR, 7750 SR-a, 7750 SR-e, 7750 SR-s, VSR

I2tp

Syntax

I2tp

Context

[\[Tree\]](#) (show>system I2tp)

Full Context

show system I2tp

Description

This command displays L2TP system information.

Platforms

7450 ESS, 7750 SR, 7750 SR-a, 7750 SR-e, 7750 SR-s, VSR

Output

The following output is an example of L2TP system information.

Sample Output

```
*A:Dut-C# show system I2tp
=====
L2TP system
=====
Non MC tunnel ID range           : 8193-16383
Max number of tunnels             : 16383
Max number of sessions           : 131071
```

```
Max number of sessions per tunnel          : 32767  
=====
```

I2tp

Syntax

I2tp

Context

[\[Tree\]](#) (clear>router I2tp)

Full Context

clear router I2tp

Description

Commands in this context clear L2TP data.

Platforms

7450 ESS, 7750 SR, 7750 SR-a, 7750 SR-e, 7750 SR-s, VSR

I2tp

Syntax

I2tp

Context

[\[Tree\]](#) (tools>perform>router I2tp)

Full Context

tools perform router I2tp

Description

Commands in this context configure performance tools for L2TP.

Platforms

7450 ESS, 7750 SR, 7750 SR-a, 7750 SR-e, 7750 SR-s, VSR

15.11 I2tp-accounting-policy

l2tp-accounting-policy

Syntax

l2tp-accounting-policy *name* **statistics**

Context

[\[Tree\]](#) (clear>aaa l2tp-accounting-policy)

Full Context

clear aaa l2tp-accounting-policy

Description

This command clears L2TP accounting policy data.

Parameters

name

Specifies the L2TP accounting policy name, up to 32 characters.

Platforms

7450 ESS, 7750 SR, 7750 SR-a, 7750 SR-e, 7750 SR-s, VSR

l2tp-accounting-policy

Syntax

l2tp-accounting-policy *policy-name*
l2tp-accounting-policy *policy-name* **associations**
l2tp-accounting-policy *policy-name* **statistics**
l2tp-accounting-policy

Context

[\[Tree\]](#) (show>aaa l2tp-accounting-policy)

Full Context

show aaa l2tp-accounting-policy

Description

This command displays L2TP accounting policy information.

Parameters

policy-name

Specifies the L2TP accounting policy name, up to 32 characters.

Platforms

7450 ESS, 7750 SR, 7750 SR-a, 7750 SR-e, 7750 SR-s, VSR

15.12 label

label

Syntax

```
label start-label [end-label | in-use | owner]
```

Context

[\[Tree\]](#) (show>router>mpls-labels label)

Full Context

```
show router mpls-labels label
```

Description

This command displays MPLS labels exchanged.

Parameters

start-label

Specifies the label value assigned at the ingress router.

end-label

Specifies the label value assigned for the egress router.

in-use

Specifies the number of in-use labels displayed.

Platforms

All

Output

The following output is an example of MPLS label information.

[Table 238: MPLS Label Output Fields](#) describes MPLS label output fields.

Table 238: MPLS Label Output Fields

Label	Description
Label	Displays the value of the label being displayed.
Label Type	Specifies whether the label value is statically or dynamically assigned.

Label	Description
Label Owner	The label owner.
In-use labels in entire range	The total number of labels being used by RSVP.

Sample Output

```
*A:Atlanta 224>show>router>mpls-labels># label-range
=====
Label Ranges
=====
Label Type      Start Label End Label   Aging      Available  Total
-----
Static          32          18431      -          18400     18400
Dynamic        18432       524287     0          505443    505856
  Seg-Route    200501      200900     -           0         400
=====
```

```
*A:SRU4>config>router>mpls# show router mpls label 202
=====
MPLS Label 202
=====
Label           Label Type      Label Owner
-----
202             static-lsp      STATIC
-----
In-use labels in entire range           : 5057
=====
*A:SRU4>config>router>mpls#
```

label

Syntax

label summary

label [*start start-label*] [*end end-label*] [*in-use*] [*owner* {static | pce | sr-pol}]

Context

[\[Tree\]](#) (show>router>p2mp-sr-tree label)

Full Context

show router p2mp-sr-tree label

Description

This command displays P2MP SR label information.

Parameters

start-label

specifies the starting label value from which to display the P2MP SR label information. If only *start-label* is specified, only labels using *start-label* are displayed.

Values 32 to 524287

end-label

Specifies the ending label value for which to display P2MP SR label information.

Values 32 to 524287

in-use

Displays labels that are in use.

owner

Displays labels owned by the specified owner.

static

Displays labels owned by the static owner.

pce

Displays labels owned by the PCE.

sr-pol

Displays labels owned by the SR policy.

Platforms

All

Output

The following output is an example of P2MP SR label information.

Sample Output

```
A:swsim103>show>router>p2mp-sr-tree# label
=====
P2MP-SR Label Information
=====
Label          Owner          InUse
-----
30000          static         Yes
30001          static         Yes
```

label

Syntax

label [*label*] [*detail*]

label [*label*] **egress-stats**

label [*label*] **ingress-stats**

Context

[\[Tree\]](#) (show>router>rib-api label)

Full Context

show router rib-api label

Description

This command displays RIB-API label information.

Parameters

label

Specifies the label of a specified RIB-API entry.

Values 16 to 1048575

detail

Displays detailed RIB-API label information.

egress-stats

Displays egress statistics of all instances for the specified RIB-API label.

ingress-stats

Displays ingress statistics of all instances for the specified RIB-API label.

Platforms

All

Output

The following output is an example of RIB-API label information.

Sample Output

```
show router rib-api label 400001 egress-stats
=====
Label (Detail)
=====
Label          : 400001                Rib-API Pref  : 16
Client Ip      : 172.21.38.76         Client Tag    : 1
Active         : Y                    EgrStatsState : Up
Next-hop Group : 1
  Primary nexthop : 10.10.5.5
  StatsOperState  : Up
  Aggr Pkts: 11000                Aggr Octets: 11550000
  Backup nexthop  : 10.10.11.4
  StatsOperState  : Up
  Aggr Pkts: 11000                Aggr Octets: 11550000
Next-hop Group : 2
  Primary nexthop : 10.10.5.5
  StatsOperState  : Up
  Aggr Pkts: 11000                Aggr Octets: 11550000
  Backup nexthop  : 10.10.11.4
  StatsOperState  : Up
  Aggr Pkts: 11000                Aggr Octets: 11550000
Total Aggr      :
```



```
Aggr Pkts: 44000                               Aggr Octets: 46200000
```

label

Syntax

```
label label preference preference client-tag client-tag egress-stats
```

```
label label ingress-stats
```

Context

[\[Tree\]](#) (clear>router>rib-api label)

Full Context

```
clear router rib-api label
```

Description

Clears the egress or ingress statistics of the specified RIB-API label.

Parameters

label

Specifies the label of the specified RIB-API entry.

Values 32 to 1048575

preference

Specifies the preference of the specified RIB-API entry.

Values 0 to 4294967295

client-tag

Specifies the client tag of the specified RIB-API entry.

Values 0 to 4294967295

egress

Specifies to only clear the egress statistics.

ingress

Specifies to only clear the ingress statistics.

Platforms

All

label

Syntax

label *label*

Context

[Tree] (tools>dump>router>rib-api label)

Full Context

tools dump router rib-api label

Description

This command configures the dump tools for RIB-API label.

Parameters

label

Specifies the label of the specified RIB-API entry.

Values 32 to 1048575

Platforms

All

Output

The following output is an example of RIB-API label route information.

Sample Output

```
*A:Dut-B>config>service# /tools dump router rib-api label 30044
Db Mgr flags 0x80 ilmStatsFailCnt 0
-----
dbOwner RIB-API routeOwner 50 rsvdBlkId 3 flags 0x3 numPolicies 1 numInstalled 1
-----
Label DB 30044
dbFlags 0xd PathCount 1 srTunnelId 1015811 ilmStatsIdx[MGMT] 0x0 ilmStatsIdx[API] 0x0
LABEL RESERVED: PROGRAMMED
Path bitmap 0
Label Retry time left : 0 retrycount : 0, SR Retry time left : 0 SR retrycount : 0
Best Db Path owner 1 path name vrId:1, dbOwner:1, Client Tag:2 bindingLbl 30044 preference 246
Last Modified 02/07/2020 23:44:51 Up Time 0d 02:15:54
Preference 246 flags 0x245 Status FWDPLCY_ERR_NA SR status SR_ERR_OK
PrimResolved NH's 1 BkupResolved NH's 1
NHGroup 2
flags 0x3bf9 : weight 0 normalized weight 0
Revert timer 65535 Time left 0 NumOfReverts 0
Hold timer 0 Time left 0
DIRECT NH: PRIM PGMED: PRIM RESOLVED: BKUP RESOLVED: BKUP PGMED:
primaryNH 1.2.3.3 egrStatsIdx 0x0 Status FWDPLCY_NHERR_NA
Label Stack:30055 0
Nexthop 1 1.2.3.3 outIf 3 globalIfIndex 32 globaIfInNHgrp 32
PG ID 0
PG ID 5
backupNH 1.2.3.33 egrStatsIdx 0x0 Status FWDPLCY_NHERR_NA
```

```
Label stack:30255 0  
Nexthop 1 1.2.3.33 outIf 3 globalIfIndex 32 globaIfInNHgrp 32  
PG ID 0  
PG ID 6  
-----
```

```
*A:Dut-B>config>service#
```

label

Syntax

label *label preference preference client-tag client-tag egress-stats* [*interval seconds*] [*repeat repeat*]
[*{absolute | rate}*]

Context

[\[Tree\]](#) (monitor>router>rib-api label)

Full Context

monitor router rib-api label

Description

This command monitors the egress statistics of the specified RIB-API label.

Parameters

label

Specifies the label of the specified RIB-API entry.

Values 0 to 4294967295

preference

Specifies the preference of the specified RIB-API entry.

Values 0 to 4294967295

client-tag

Specifies the client tag of the specified RIB-API entry.

Values 0 to 4294967295

egress-stats

Specifies to monitor the egress statistics of the specified RIB-API label.

seconds

Configures the interval for each display in seconds.

Values 3 to 60

repeat

Configures how many times the command is repeated.

Values 1 to 999

absolute

Displays the absolute statistics of the specified RIB-API label.

rate

Displays the rate-per-second statistics of the specified RIB-API label.

Platforms

All

15.13 label-ipv4

label-ipv4

Syntax

label-ipv4 [**aspath-regex** *reg-exp*] [**community** *comm-id*] [**origin-val** *originState*] [**leaked**] [**leakable**]
[**brief**] [**all**]

label-ipv4 [**aspath-regex** *reg-exp*] **hunt** [**community** *comm-id*] [**origin-val** *originState*] [**leaked**] [**leakable**]
[**brief**] [**all**]

label-ipv4 [**detail** | **longer**] [**aspath-regex** *reg-exp*] [**community** *comm-id*] [**origin-val** *originState*] [**leaked**]
[**leakable**] [**all**]

Context

[\[Tree\]](#) (show>router>bgp>routes label-ipv4)

Full Context

show router bgp routes label-ipv4

Description

This command displays BGP IPv4 routes.

Parameters

reg-exp

Displays routes with an AS path matching the specified regular expression *reg-exp*, up to 80 characters.

comm-id

Specifies community IDs, up to 72 characters.

Values [*as-num:comm-val* | *ext-comm* | *well-known-comm*]

where:

- *as-num* — 0 to 65535

- *comm-val* — 0 to 65535
- *ext-comm* — the extended community, defined as one of the following:
 - *{target | origin}:ip-address:comm-val*
 - *{target | origin}:asnum:ext-comm-val*
 - *{target | origin}:ext-asnum:comm-val*
 - **bandwidth:asnum:val-in-mbps**
 - **ext:4300:ovstate**
 - **ext:value1:value2**
 - **flowspec-set:ext-asnum:group-id**
 where:
 - *target* — route target
 - *origin* — route origin
 - *ip-address* — a.b.c.d
 - *ext-comm-val* — 0 to 4294967295
 - *ext-asnum* — 0 to 4294967295
 - **bandwidth** — bandwidth
 - *val-in-mbps* — 0 to 16777215
 - **ext** — extended
 - **ext:4300** — origin verification
 - *ovstate* — 0, 1, or 2 (0 for valid, 1 for not found, 2 for invalid)
 - *value1* — 0000 to FFFF
 - *value2* — 0 to FFFFFFFFFF
 - **flowspec-set** — flow-spec set
 - *group-id* — 0 to 16383
- *well-known-comm* — **null | no-export | no-export-subconfed | no-advertise | blackhole**

originState

Filters the BGP routes displayed by the command to those routes with a particular RPKI route origin validation state.

- Values**
- valid — Displays valid validation state information.
 - invalid — Displays invalid validation state information.
 - notfound — Displays state information for unfound origin values.

hunt

Displays entries for the specified route.

leaked

Filters the BGP routes displayed by the command to those routes leaked into this router's BGP instance from another BGP instance.

leakable

Filters the BGP routes displayed by the command to those routes eligible for leaking from this router's BGP instance to another BGP instance.

brief

Provides a summarized display of the set of peers to which a BGP route is advertised.

longer

Displays the specified route and subsets of the route.

detail

Display the longer, more detailed version of the output.

all

Displays output for all label BGP IPv4 routes.

Platforms

All

15.14 label-ipv6

label-ipv6

Syntax

label-ipv6 [**aspath-regex** *reg-exp*] [**community** *comm-id*] [**origin-val** *originState*] [**leaked**] [**leakable**] [**brief**] [**all**]

label-ipv6 [**aspath-regex** *reg-exp*] **hunt** [**community** *comm-id*] [**origin-val** *originState*] [**leaked**] [**leakable**] [**brief**] [**all**]

label-ipv6 [**detail** | **longer**] [**aspath-regex** *reg-exp*] [**community** *comm-id*] [**origin-val** *originState*] [**leaked**] [**leakable**] [**all**]

Context

[\[Tree\]](#) (show>router>bgp>routes label-ipv6)

Full Context

show router bgp routes label-ipv6

Description

This command displays information about BGP IPv6 routes.

Parameters

reg-exp

Displays routes with an AS path matching the specified regular expression *reg-exp*, up to 80 characters.

comm-id

Specifies community IDs, up to 72 characters.

Values [*as-num:comm-val* | *ext-comm* | *well-known-comm*]

where:

- *as-num* — 0 to 65535
 - *comm-val* — 0 to 65535
 - *ext-comm* — the extended community, defined as one of the following:
 - *{target | origin}:ip-address:comm-val*
 - *{target | origin}:asnum:ext-comm-val*
 - *{target | origin}:ext-asnum:comm-val*
 - **bandwidth:asnum:val-in-mbps**
 - **ext:4300:ovstate**
 - **ext:value1:value2**
 - **flowspec-set:ext-asnum:group-id**
- where:
- *target* — route target
 - *origin* — route origin
 - *ip-address* — a.b.c.d
 - *ext-comm-val* — 0 to 4294967295
 - *ext-asnum* — 0 to 4294967295
 - **bandwidth** — bandwidth
 - *val-in-mbps* — 0 to 16777215
 - **ext** — extended
 - **ext:4300** — origin verification
 - *ovstate* — 0, 1, or 2 (0 for valid, 1 for not found, 2 for invalid)
 - *value1* — 0000 to FFFF
 - *value2* — 0 to FFFFFFFFFF
 - **flowspec-set** — flow-spec set
 - *group-id* — 0 to 16383
- *well-known-comm* — **null** | **no-export** | **no-export-subconfed** | **no-advertise** | **blackhole**

originState

Filters the BGP routes displayed by the command to those routes with a particular RPKI route origin validation state.

Values valid — Displays valid validation state information.
 invalid — Displays invalid validation state information.
 notfound — Displays state information for unfound origin values.

hunt

Displays entries for the specified route.

leaked

Filters the BGP routes displayed by the command to those routes leaked into this router's BGP instance from another BGP instance.

leakable

Filters the BGP routes displayed by the command to those routes eligible for leaking from this router's BGP instance to another BGP instance.

brief

Provides a summarized display of the set of peers to which a BGP route is advertised.

longer

Displays the specified route and subsets of the route.

detail

Display the longer, more detailed version of the output.

all

Displays output for all label BGP IPv6 routes.

Platforms

All

Output

The following output an example of BGP routes label IPv6 information.

Sample Output

```
show router bgp routes label-ipv6 hunt
-----
RIB Out Entries
-----
Network       : 100::1/128
Nexthop       : ::ffff:10.20.1.4
Path Id       : None
To            : 10.20.1.6
Res. Nexthop  : n/a
Local Pref.   : 100
Aggregator AS : None
Atomic Aggr. : Not Atomic
AIGP Metric   : None
Connector     : None
Community     : No Community Members
Cluster       : No Cluster Members
Originator Id : None
IPv6 Label    : 2 (Ipv6 Explicit-Null)
Lbl Allocation : EXPLICIT-NULL
Origin        : IGP
AS-Path       : No As-Path
Peer Router Id : 10.20.1.6
Interface Name : NotAvailable
Aggregator    : None
MED           : 1
IGP Cost      : n/a
```



```

Route Tag      : 0
Neighbor-AS   : n/a
Orig Validation: NotFound
Source Class  : 0
Prefix SID    : index 2, originator-srgb [18450/16551]
Dest Class    : 0

-----
Routes : 1
show router bgp routes label-ipv6 detail

BGP Routes
=====
Original Attributes

Network       : 100::1/128
Nexthop      : ::ffff:10.10.13.1
Path Id      : None
From         : 10.10.13.1
Res. Nexthop : 10.10.13.1
Local Pref.  : n/a
Aggregator AS : None
Atomic Aggr. : Not Atomic
AIGP Metric  : None
Connector    : None
Community    : No Community Members
Cluster      : No Cluster Members
Originator Id : None
Fwd Class    : None
IPv6 Label   : 524287
Flags        : Used Valid Best IGP In-TTM In-RTM
Route Source : External
AS-Path      : 100
Route Tag    : 0
Neighbor-AS  : 100
Orig Validation: NotFound
Source Class : 0
Add Paths Send : Default
RIB Priority  : Normal
Last Modified : 00h00m29s

Interface Name : to_A
Aggregator     : None
MED            : None
IGP Cost       : 0
Peer Router Id : 10.20.1.1
Priority       : None
Dest Class    : 0
  
```

15.15 label-range

label-range

Syntax

label-range

Context

[Tree] (show>router>mpls-labels label-range)

Full Context

show router mpls-labels label-range

Description

This command displays the MPLS label range.

Platforms

All

Output

The following output is an example of MPLS label range information.

[Table 239: MPLS Label Range Output Fields](#) describes the MPLS label range output fields.

Table 239: MPLS Label Range Output Fields

Label	Description
Label Type	Displays the information about static-lsp , static-svc , and dynamic label types.
Start Label	The label value assigned at the ingress router.
End Label	The label value assigned for the egress router.
Aging	The number of labels released from a service which are transitioning back to the label pool. Labels are aged 15 s.
Total Available	The number of label values available.

Sample Output

```
*A:Atlanta 224>show>router>mpls-labels># label-range
=====
Label Ranges
=====
Label Type      Start Label End Label   Aging    Available  Total
-----
Static          32          18431      -        18400     18400
Dynamic         18432       524287     0        505443    505856
  Seg-Route     200501     200900     -         0         400
=====
```

15.16 label-type

label-type

Syntax

label-type **start-label** *start-label* [**end-label** *end-label*] *label-type* [**family**]

Context

[\[Tree\]](#) (show>router>ldp>bindings label-type)

Full Context

```
show router ldp bindings label-type
```

Description

This command displays LDP FEC bindings by matching labels.

Parameters

start-label

Specifies a label value to begin the display.

Values 16 to 1048575

end-label

Specifies a label value to end the display.

Values 17 to 1048575

family

Displays either IPv4 or IPv6 LDP information.

Platforms

All

15.17 labels

labels

Syntax

```
labels
```

Context

[\[Tree\]](#) (show>service>id labels)

Full Context

```
show service id labels
```

Description

This command displays the labels being used by the service.

Platforms

All

Output

The following output is an example of service label information.

Sample Output

```
A:ALA-12# show service id 1 labels
=====
Martini Service Labels
=====
Svc Id      Sdp Id      Type I.Lbl      E.Lbl
-----
1           10:1        Mesh 0          0
1           20:1        Mesh 0          0
1           30:1        Mesh 0          0
1           40:1        Mesh 130081     131061
1           60:1        Mesh 131019     131016
1           100:1       Mesh 0          0
-----
Number of Bound SDPs : 6
-----
A:ALA-12#
```

[Table 240: Service-ID Labels Field Descriptions](#) describes show service-id labels output fields:

Table 240: Service-ID Labels Field Descriptions

Label	Description
Svc Id	The service identifier
Sdp Id	The SDP identifier
Type	The SDP type, spoke or mesh
I. Lbl	The VC label used by the far-end device to send packets to this device in this service by the SDP
E. Lbl	The VC label used by this device to send packets to the far-end device in this service by the SDP

15.18 lACP-partner

lACP-partner

Syntax

lACP-partner

lACP-partner detail

Context

[Tree] (show>lag lacp-partner)

Full Context

show lag lacp-partner

Description

This command displays LACP partner information.

Parameters

detail

Displays detailed information.

Platforms

All

15.19 lag

lag

Syntax

lag [*lag-id*] [**detail**] [**statistics**]

lag [*lag-id*] [**detail**] [**lacp-statistics**]

lag [*lag-id*] **description**

lag [*lag-id*] **egress-rate-distribution**

lag [*lag-id*] **port**

lag *lag-id* **associations per-link-hash interface** [**class** {**1** | **2** | **3**}]

lag *lag-id* **associations**

lag *lag-id* **bfd**

lag *lag-id* [**detail**] **eth-cfm** [**tunnel** *tunnel-id*]

lag *lag-id* **flow-distribution**

lag *lag-id* **associations per-link-hash interface**

lag *lag-id* **associations link-map-profile** [*link-map-profile*] **interface**

lag *lag-id* **lacp-partner**

lag *lag-id* **detail lacp-partner**

lag *lag-id* **link-map-profile** *link-map-profile*

lag *lag-id* **per-link-hash** [**class** {**1** | **2** | **3**}]

lag *lag-id* **associations per-link-hash sap** [**class** {**1** | **2** | **3**}]

lag *lag-id* **associations** **link-map-profile** [*link-map-profile*] **sap**
lag *lag-id* **per-link-hash** **port** *port-id*

Context

[\[Tree\]](#) (show lag)

Full Context

show lag

Description

This command displays Link Aggregation Group (LAG) information.

If no command line options are specified, a summary listing of all LAGs is displayed.

Parameters

lag-id

Displays only information on the specified LAG ID.

Values 1 to 800

Default Displays information for all LAG IDs.

detail

Displays detailed LAG information.

Default Displays summary information.

statistics

Displays LAG statistics information.

lACP-statistics

Displays the number of LACP PDUs transmitted and received per LAG port.

description

Displays the user-defined description for the LAG.

egress-rate-distribution

Displays the egress traffic rate in kb/s per LAG port.

port

Displays port information.

associations

Displays a list of current router interfaces to which the LAG is assigned.

interface

Displays interface information.

bfd

Displays per-member BFD information.

eth-cfm

Displays a list of Ethernet tunnels to which the LAG is assigned.

tunnel-id

Filters ETH-CFM MEP information to one tunnel.

Values 1 to 4094

flow-distribution

Displays the flow distribution per active LAG port in a given LAG. The operator can control the flow distribution per LAG by configuring a **hash-weight** value on each ports of a LAG.

Inactive LAG ports are not displayed.

per-link-hash

Displays information about a SAP or interface associated with this LAG sends traffic over a single link of a LAG auto-re-balancing as links are added and removed from this LAG.

lACP-partner

Displays LACP partner information.

link-map-profile

Displays information about a specified LAG link map profile.

Values 1 to 64

sap

Displays SAP information.

port-id

Specifies the port ID.

Values *slot/mda/port*

Platforms

All

Output

See the following sections for output samples:

- [Sample Output: show lag](#)
- [Output Fields: show lag](#)
- [Sample Output: show lag <lag-id> detail](#)
- [Output Fields: show lag <lag-id> detail](#)
- [Sample Output: Show LAG Statistics](#)
- [Output Fields: Show LAG Statistics](#)
- [Sample Output: show lag <lag-id> egress-rate-distribution](#)
- [Output Fields: show lag <lag-id> egress-rate-distribution](#)
- [Sample Output: show lag <lag-id> lACP-statistics](#)
- [Output Fields: show lag <lag-id> lACP-statistics](#)

- [Sample Output: Show lag <lag-id> flow-distribution](#)
- [Output Fields: show lag <lag-id> flow-distribution](#)
- [Sample Output: Show lag <lag-id> associations](#)
- [Output Fields: Show lag <lag-id> associations](#)
- [Sample Output: Show lag <lag-id> detail \(with MC-LAG Output\)](#)
- [Sample Output: show lag <lag-id> lcap-partner](#)

The following outputs are examples of lag information, and the associated tables describe the output fields.

Sample Output: show lag

```
A:7750# show lag
=====
Lag Data
=====
Lag-id      Adm   Opr   Weighted Threshold Up-Count MC Act/Stdby
name
-----
1          up   down   No           0         0         active
lag-1
2          up   down   No           0         0         N/A
lag-2
-----
Total Lag-ids: 2      Single Chassis: 1      MC Act: 1      MC Stdbby: 0
=====
```

Output Fields: show lag

[Table 241: Output Fields: show lag](#) describes the output fields for the **show lag** command.

Table 241: Output Fields: show lag

Label	Description
Lag-id	The LAG or multi-link bundle ID that the port is assigned to.
Lag-name	The LAG name.
Adm	Up — The LAG is administratively up. Down — The LAG is administratively down.
Opr	Up — The LAG is operationally up. Down—The LAG is operationally down.
Threshold	The number of operational links for the LAG at or below which the configured action is invoked.
Up-Count	The number of ports that are physically present and have physical links present.
MC Act/Stdby	Member port is selected as active or standby link.

Sample Output: show lag <lag-id> detail

```
A:Dut-B# show lag 1 detail
```



```

=====
LAG Details
=====
Description      : N/A
-----
Details
-----
Lag-id          : 1                Mode           : access
Lag-name        : lag-1
Adm             : up                Opr            : down
Thres. Last Cleared : 04/12/2021 12:21:41 Thres. Exceeded Cnt : 0
Dynamic Cost    : false            Encap Type     : null
Configured Address : e2:e5:ff:00:01:41      Lag-IfIndex    : 1342177281
Hardware Address  : e2:e5:ff:00:01:41 Adapt Qos (access) : distribute
Hold-time Down   : 0.0 sec         Port Type      : standard
Per-Link-Hash    : disabled
Include-Egr-Hash-Cfg: disabled      Forced         : -
Per FP Ing Queuing : disabled      Per FP Egr Queuing : disabled
Per FP SAP Instance : disabled
Access Bandwidth : N/A                Access Booking Factor: 100
Access Available BW : 0
Access Booked BW  : 0
LACP            : enabled          Mode           : passive
LACP Transmit Intvl : fast          LACP xmit stdby : enabled
Selection Criteria : highest-count Slave-to-partner : disabled
MUX control      : coupled
Subgrp hold time : 0.0 sec         Remaining time  : 0.0 sec
Subgrp selected  : MC peer      Subgrp candidate : -
Subgrp count     : 1
System Id        : e2:e5:ff:00:00:00 System Priority  : 32768
Admin Key        : 32768         Oper Key       : 1
Prtr System Id   : e2:f2:ff:00:00:00 Prtr System Priority : 1000
Prtr Oper Key    : 32768
Standby Signaling : lacp
Port hashing     : port-speed    Port weight speed : 0 gbps
Ports Up         : 0
Weights Up       : 0             Hash-Weights Up  : 0
Monitor oper group : N/A
Adaptive loadbal. : disabled      Tolerance       : N/A
MC Peer Address  : 3.3.3.3       MC Peer Lag-id  : 1
MC System Id     : 00:00:00:00:00:01 MC System Priority : 100
MC Admin Key     : 1           MC Active/Standby : standby
MC Lacp ID in use : true          MC extended timeout : false
MC Selection Logic : local master decided
MC Config Mismatch : no mismatch
-----
Port-id      Adm   Act/Stdby Opr   Primary  Sub-group  Forced  Prio
-----
1/1/3       up    standby  down  yes     1          -       32768
1/1/4       up    standby  down  yes     1          -       32768
-----
Port-id      Role   Exp  Def  Dist  Col  Syn  Aggr  Timeout  Activity
-----
1/1/3       actor  No   No   No   No   No   Yes   Yes     No
1/1/3       partner No   No   No   No   Yes  Yes   Yes     Yes
1/1/4       actor  No   No   No   No   No   Yes   Yes     No
1/1/4       partner No   No   No   No   Yes  Yes   Yes     Yes
=====

```

Output Fields: show lag <lag-id> detail

Table 242: Output Fields: show lag <lag-id> detail describes the output fields for the **show lag lag-id detail** command. The output is dependent on whether or not the LAG was configured as a multi-chassis (MC) LAG.

Table 242: Output Fields: show lag <lag-id> detail

Label	Description
Lag-id	The LAG identification.
Lag-name	The LAG name.
Mode	The LAG mode: <ul style="list-style-type: none"> • access • hybrid • network
Adm	Administrative state of the LAG. Up — The LAG is administratively up. Down — The LAG is administratively down.
Opr	Operational state of the LAG. Up — The LAG is operationally up. Down — The LAG is operationally down.
Thres. Last Cleared	The last time that port or weight thresholds were cleared: <ul style="list-style-type: none"> • when there is a falling or rising hit • when they are configured and immediately reached • when they are not configured when reached <p>Not cleared by the threshold cfg or deconfig command when the port or weight threshold is removed. The port or weight threshold can then be configured but not immediately reached.</p>
Thres. Exceeded Cnt	The number of times that the weight or port threshold rising counter was reached. The Thresh. Exceed counter displays the rising counter, as the falling counter is only available via SNMP. When we configure or deconfigure the port or weight threshold, the Thresh. Exceed counter is set to 0.
Dynamic Cost	Enabled — Dynamic cost is enabled. Disabled — Dynamic cost is disabled.
Encap Type	The LAG port encapsulation type: <ul style="list-style-type: none"> • dot1q • null • qinq
Configured Address	The configured Ethernet MAC address.

Label	Description
Lag-IfIndex	A box-wide unique number assigned to this interface.
Hardware Address	The Ethernet MAC address.
Adapt Qos (access)	Displays the configured QoS mode: <ul style="list-style-type: none"> • distribute • link • port-fair
Hold-Time Down	The timer, in tenths of seconds, which controls the delay between detecting that a LAG is down and reporting it to the higher levels.
Port Type	The port type: <ul style="list-style-type: none"> • hs • standard
Per-Link-Hash	Enabled — Per link hash is enabled. Disabled — Per link hash is disabled.
Include-Egr-Hash-Cfg	The explicitly configured hashing that is included to the egress buffering and rate distribution.
Per FP Ing Queuing	The per FP ingress queuing status.
Per FP Egr Queuing	The per FP egress queuing status.
Per FP SAP Instance	The per FP SAP instance status.
Access Bandwidth	The LAG access bandwidth value.
Access Booking Factor	The LAG access booking factor.
Access Available BW	The access available bandwidth.
Access Booked BW	The access booked bandwidth.
LACP	Enabled — LACP is enabled. Down — LACP is disabled.
LACP Transmit Intvl	The LACP transmit interval mode.
LACP xmit stdby	The LACP transmit standby mode.
Selection Criteria	Configured LAG selection criteria.
Slave-to-partner	The LACP slave-to-partner enabled or disabled state.
MUX control	Configured type of multiplexing machine control used in a LAG with LACP in active/passive modes. coupled — TX and RX activate together.

Label	Description
	independent — RX activates independent of TX.
Subgrp hold time	The sub-group hold time value.
Remaining time	The sub-group remaining time value.
Subgrp selected	The number of sub-group selected in this LAG.
Subgrp candidate	The sub-group candidate.
Subgrp count	The number of sub-group configured in this LAG.
System Id	System ID used by actor in LACP messages.
System Priority	System priority used by actor in LACP messages.
Admin Key	Configured LAG key.
Oper Key	Key used by actor in LACP messages.
Prtr System Id	System ID used by partner in LACP messages.
Prtr System Priority	System priority used by partner in LACP messages.
Prtr Oper Key	Key used by partner in LACP messages.
Standby Signaling	The standby signaling mode used in this LAG.
Port hashing	Displays the LAG port hashing mechanism for flow distribution per LAG port. <ul style="list-style-type: none"> • port-speed — the port hashing value is inherited from the port speed • hash-weight — the LAG port hash-weight value is used to customize flow distribution per port
Port weight speed	The LAG port weight speed value for mixed-speed LAG.
Ports Up	The number of ports that are operationally up for this LAG.
Weights Up	Sum of weights for ports that are operationally up in this LAG.
Hash-Weights Up	Sum of hash weights for ports that are operationally up in this LAG.
Threshold Type	The type of threshold used in this LAG: <ul style="list-style-type: none"> • hash-weight-threshold • port-threshold • weight-threshold
Monitor oper group	The name of the operational group being monitored for this LAG.
Adaptive loadbal	The adaptive load balancing status. Enabled — The adaptive load balancing is enabled.

Label	Description
	Disabled — The adaptive load balancing is disabled.
Tolerance	The adaptive load balancing tolerance value.
Interval	The adaptive load balancing statistics pooling interval.
MC Peer Address	The multi-chassis peer IP address.
MC Peer Lag-id	The LAG ID for the multi-chassis peer.
MC System Id	The multi-chassis LAG system identifier MAC address.
MC System Priority	The multi-chassis LAG system priority.
MC Admin Key	The multi-chassis LAG administrative key.
MC Active/Standby	The multi-chassis LAG active or standby state.
MC Lacp ID in use	The multi-chassis LAG in use state.
MC extended timeout	The multi-chassis LAG extended timeout value.
MC Selection Logic	The multi-chassis LAG selection logic state.
MC Config Mismatch	The multi-chassis LAG configuration mismatch state.

Sample Output: Show LAG Statistics

```

=====
LAG Statistics
=====
-----
Lag-id : 1 Lag-name : lag-1
-----
Description      : N/A
Port-id          Input(Packets)      Output(Packets)
                Input(Bytes)        Output(Bytes)
                Input Errors        Output Errors
-----
1/1/4           0                    0
                0                    0
                0                    0
-----
Totals          0                    0
                0                    0
                0                    0
=====
    
```

Output Fields: Show LAG Statistics

Table 243: [Output Fields: Show LAG Statistics](#) describes the output fields for the **show lag statistics** command.

Table 243: Output Fields: Show LAG Statistics

Label	Description
Lag-id	The LAG or multi-link trunk (MLT) that the port is assigned to.
Lag-name	The LAG name.
Port-id	The port ID.
Input Bytes	The number of incoming bytes for the LAG on a per-port basis.
Input Packets	The number of incoming packets for the LAG on a per-port basis.
Output Bytes	The number of outbound bytes for the LAG on a per-port basis.
Output Packets	The number of outbound packets for the LAG on a per-port basis.
Input/Output Errors	For packet-oriented interfaces, the number of inbound packets that contained errors preventing them from being deliverable to a higher-layer protocol. For character-oriented or fixed-length interfaces, the number of inbound transmission units that contained errors preventing them from being deliverable to a higher-layer protocol. For packet-oriented interfaces, the number of outbound packets that could not be transmitted because of errors. For character-oriented or fixed-length interfaces, the number of outbound transmission units that could not be transmitted because of errors.
Totals	Displays the column totals for bytes, packets, and errors.

Sample Output: show lag <lag-id> egress-rate-distribution

```
A:7750# show lag 1 egress-rate-distribution
=====
Distribution of egress rate by adaptive load balancing
=====
Port                               Egress-rate (kbps)
-----
8/1/71                              43186
8/1/72                              43186
8/1/73                              38387
=====
```

Output Fields: show lag <lag-id> egress-rate-distribution

Table 244: Output Fields: show lag <lag-id> egress-rate-distribution describes the output fields for the show lag <lag-id> egress-rate-distribution command.

Table 244: Output Fields: show lag <lag-id> egress-rate-distribution

Label	Description
Port	The LAG member port.

Label	Description
Egress-rate	Total egress traffic rate of the LAG port from the last scan interval.

Sample Output: show lag <lag-id> lacp-statistics

```
A:7750>config>lag# show lag 1 lacp-statistics

=====
LAG LACP Statistics
=====
LAG-id   Port-id      Tx          Rx          Rx Error   Rx Illegal
(Pdus)   (Pdus)      (Pdus)      (Pdus)      (Pdus)     (Pdus)
-----
1        1/1/3        20305       20291       0           0
1        1/1/4        20304       20292       0           0
1        1/1/13       20303       20284       0           0
1        1/1/14       20303       20284       0           0
-----
Totals           81215       81151       0           0
=====
```

Output Fields: show lag <lag-id> lacp-statistics

Table 245: Output Fields: show lag <lag-id> lacp-statistics describes the output fields for the **show lag <lag-id> lacp-statistics** command.

Table 245: Output Fields: show lag <lag-id> lacp-statistics

Label	Description
LAG-id	The LAG ID that the port is assigned to.
Port-id	The port ID.
Tx (Pdus)	The number of LACP PDUs transmitted.
Rx (Pdus)	The number of LACP PDUs received.
Rx Error (Pdus)	The number of LACP PDUs received when admin-down or when LACP is not enabled.
Rx Illegal (Pdus)	The number of illegal packets received.

Sample Output: Show lag <lag-id> flow-distribution

```
A:Dut-A# show lag 3 flow-distribution

=====
Distribution of allocated flows
=====
Port           Bandwidth (Gbps) Hash-weight  Flow-share (%)
-----
1/1/1          10.000       300         37.50
```

```
1/1/2          10.000          500          62.50
-----
Total operational bandwidth: 20.000
=====
```

Output Fields: show lag <lag-id> flow-distribution

Table 246: Output Fields: show lag <lag-id> flow-distribution describes the output fields for the **show lag flow-distribution** command.

Table 246: Output Fields: show lag <lag-id> flow-distribution

Label	Description
Bandwidth	The physical bandwidth speed per active LAG port.
Hash-Weight	The hash-weight value configured or inherited from port-speed on this LAG port.
Flow-Share	The traffic flow distribution per active LAG port.

Sample Output: Show lag <lag-id> associations

```
A:ALA-1# show lag 5 associations
=====
Interface Table
=====
Router/ServiceId      Name          Encap Val
-----
Router: Base          LAG2West     0
-----
Interfaces
=====
A:ALA-1#
```

Output Fields: Show lag <lag-id> associations

Table 247: Output Fields: Show lag <lag-id> associations describes the output fields for the **show lag <lag-id> associations** command.

Table 247: Output Fields: Show lag <lag-id> associations

Label	Description
Service ID	The service associated with the LAG.
Name	The name of the IP interface.
Encap Val	The Dot1q or QinQ values of the port for the IP interface.

Sample Output: Show lag <lag-id> detail (with MC-LAG Output)

```
A:Dut-C# show lag 1 detail
=====
LAG Details
=====
Description          : N/A
-----
Details
```



```

-----
Lag-id          : 1                Mode           : access
Adm             : up                Opr            : up
Thres. Last Cleared : 09/16/2019 23:27:40 Thres. Exceeded Cnt : 2
Dynamic Cost    : false            Encap Type     : null
Configured Address : 10:0e:ff:00:01:41 Lag-IfIndex    : 1342177281
Hardware Address  : 10:0e:ff:00:01:41 Adapt Qos (access) : distribute
Hold-time Down   : 0.0 sec         Port Type      : standard
Per-Link-Hash    : disabled
Include-Egr-Hash-Cfg: disabled    Forced         : -
Per FP Ing Queuing : disabled    Per FP Egr Queuing : disabled
Per FP SAP Instance : disabled
Access Bandwidth  : N/A           Access Booking Factor: 100
Access Available BW : 0
Access Booked BW  : 0
LACP             : enabled        Mode           : passive
LACP Transmit Intvl : fast        LACP xmit stdby  : enabled
Selection Criteria : highest-count Slave-to-partner  : disabled
MUX control      : coupled
Subgrp hold time  : 1.0 sec         Remaining time   : 0.0 sec
Subgrp selected   : 2           Subgrp candidate : -
Subgrp count     : 1
System Id        : 10:0e:ff:00:00:00 System Priority   : 32768
Admin Key        : 32768        Oper Key        : 1
Prtr System Id   : 1e:0e:ff:00:00:00 Prtr System Priority : 32768
Prtr Oper Key    : 32768
Standby Signaling : lacp
Port hashing     : port-speed    Port weight speed : 0 gbps
Ports Up         : 2
Weights Up       : 2           Hash-Weights Up  : 2
Threshold Type   : hash-weight-threshold
  Value          : 1
  Action         : down
  Cost           : N/A
Monitor oper group : N/A
MC Peer Address   : 2.2.2.2        MC Peer Lag-id   : 1
MC System Id     : 00:00:00:00:00:01 MC System Priority : 100
MC Admin Key     : 1           MC Active/Standby : active
MC Lacp ID in use : true        MC extended timeout : false
MC Selection Logic : local master decided
MC Config Mismatch : no mismatch
-----
Port-id      Adm      Act/Stdby Opr      Primary  Sub-group  Forced  Prio
-----
1/1/13      up       active   up       yes      2          -       32768
1/1/14      up       active   up       yes      2          -       32768
-----
Port-id      Role      Exp  Def  Dist  Col  Syn  Aggr  Timeout  Activity
-----
1/1/13      actor    No   No   Yes  Yes  Yes  Yes  Yes     No
1/1/13      partner  No   No   Yes  Yes  Yes  Yes  Yes     Yes
1/1/14      actor    No   No   Yes  Yes  Yes  Yes  Yes     No
1/1/14      partner  No   No   Yes  Yes  Yes  Yes  Yes     Yes
=====

```

Sample Output: show lag <lag-id> lacp-partner

```

A:ALU-Dut1# show lag 3 lacp-partner
=====
LAG Partner information
=====
Partner system ID       : ea:3e:ff:00:00:00
Partner system priority : 32768

```

```

Partner operational key      : 2
=====
LAG 3 Ports Partner operational information
=====
Port                          Actor Port Prio Key
                             port
-----
1/1/52                        33908 33909 5   2
1/1/54                        33910 33911 5   2
1/1/56                        33912 33913 7   2
=====
LAG 3 Ports Partner operational state information
=====
Port                          Exp  Def  Dist Col  Syn  Aggr Time Act
                             out
-----
1/1/52                        No   No   Yes  Yes  Yes  Yes  Yes  Yes
1/1/54                        No   No   Yes  Yes  Yes  Yes  Yes  Yes
1/1/56                        No   No   No   No   No   Yes  Yes  Yes
=====
A:ALU-Dut1#

A:Dut-A# show lag 10 lacp-neighbors
=====
LAG Neighbor information
=====
Partner system ID           : de:41:ff:00:00:00
Partner system priority     : 32768
Partner operational key     : 32768
=====
LAG port 1/1/6 partner information
-----
Actor port                   : 33862
Partner admin system prio   : 32768
Partner oper system prio    : 32768
Partner admin system ID    : 00:00:00:00:00:00
Partner oper system ID     : de:41:ff:00:00:00
Partner admin key           : 0
Partner oper key            : 32768
Partner admin port         : (Not Specified)
Partner oper port          : 33863
Partner admin port prio    : 32768
Partner oper port prio     : 32768
Partner admin state        : (Not Specified)
Partner oper state         : lacp-timeout aggregation synchronization
                             collecting distributing
=====
A:Dut-A#

*A:bsim4001>config>lag# selection-criteria highest-weight subgroup-hold-
time lshow lag 1 detail
ght subgroup-hold-time 10
=====
LAG Details
=====
Description                  : To Sim4002
-----
Details
-----

```

```

Lag-id      : 1                Mode                : access
Adm         : down            Opr                 : down
Thres. Exceeded Cnt : 0        Port Threshold      : 0
Thres. Last Cleared : 01/21/2014 09:00:48 Threshold Action    : down
Dynamic Cost  : false         Encap Type          : null
Configured Address : 36:95:ff:00:01:41 Lag-IfIndex         : 1342177281
Hardware Address  : 36:95:ff:00:01:41 Adapt Qos (access) : distribute
Hold-time Down   : 0.0 sec    Port Type           : standard
Per-Link-Hash   : disabled
Include-Egr-Hash-Cfg: enabled
Per FP Ing Queuing : disabled   Per FP Egr Queuing  : disabled
Per FP SAP Instance : disabled
LACP           : enabled      Mode                : passive
LACP Transmit Intvl : fast      LACP xmit stbby     : enabled
Selection Criteria : highest-weight Slave-to-partner    : disabled
Subgrp hold time  : 20.0 sec    Remaining time      : 2.6 sec
Subgrp selected   : 1          Subgrp candidate    : 2
Subgrp count      : 2          Forced              : -
System Id         : 36:95:ff:00:00:00 System Priority      : 32768
Admin Key         : 32768      Oper Key            : 32768
Prtr System Id    :           Prtr System Priority : 0
Prtr Oper Key     : 0
Standby Signaling : lacp
Port weight (gbps) : (Not Specified)
Weight Threshold  : 0          Threshold Action     : down
...
  
```

```
*A:Dut-A# show lag 2 associations per-link-hash sap
```

```
=====
SAP Associations
=====
```

SvcId	SAP	Active Link	Oper Class	Oper Weight
2	lag-2:4	1/1/1	1	500
2	lag-2:5	1/1/1	1	100
2	lag-2:6	1/1/26	1	1000
2	lag-2:7	1/1/25	1	1000

```
=====
Number of SAP associations: 4
=====
```

```
A:bksim4001# show lag 1 per-link-hash
```

```
=====
Per-link-hash Weight
=====
```

Port	Class	Num Users	Agg Weight
1/1/1	1	10	10
1/1/1	2	0	0
1/1/1	3	2	500

```
=====
Number of entries: 3
=====
```

lag

Syntax

lag *lag-id* network-aggregate-qos-stats

Context

[\[Tree\]](#) (show>qos lag)

Full Context

show qos lag

Description

This command displays the aggregate QoS statistics for the default ingress and egress queues configured on a network interface LAG.

Parameters

lag-id

Displays only information about the specified LAG ID.

Values 1 to 800

network-aggregate-qos-stats

Displays the aggregate QoS statistics about network interface LAG queues.

Platforms

7450 ESS, 7750 SR, 7750 SR-a, 7750 SR-e, 7750 SR-s, 7950 XRS

Output

The following is an example of network aggregate QoS statistics information.

[Table 248: QoS Lag Field Descriptions](#) describes the output fields.

Sample Output

```
*A:PE# show qos lag 1 network-aggregate-qos-stats
=====
Network Aggregate QoS Statistics for LAG ID 1
=====
-----
Ingress Queue 1          Packets          Octets
  In Profile forwarded   :      0            0
  In Profile dropped     :      0            0
  Out Profile forwarded  :     320          160000
  Out Profile dropped    :      0            0
Ingress Queue 2          Packets          Octets
  In Profile forwarded   :      0            0
  In Profile dropped     :      0            0
  Out Profile forwarded  :      0            0
  Out Profile dropped    :      0            0
Ingress Queue 11         Packets          Octets
  In Profile forwarded   :      0            0
  In Profile dropped     :      0            0
  Out Profile forwarded  :      0            0
  Out Profile dropped    :      0            0
Egress Queue 1           Packets          Octets
  In/Inplus Prof fwded  :      0            0
  In/Inplus Prof dropped:      0            0
  Out/Exc Prof fwded    :    997022          127618816
  Out/Exc Prof dropped   :      0            0
Egress Queue 2           Packets          Octets
```

```
In/Inplus Prof fwded : 0 0
In/Inplus Prof dropped: 0 0
Out/Exc Prof fwded : 0 0
Out/Exc Prof dropped : 0 0
-----
```

Table 248: QoS Lag Field Descriptions

Label	Description
In Profile forwarded	Displays the number of in-profile packets or octets forwarded for ingress or egress queue
In Profile dropped	Displays the number of in-profile packets or octets dropped for ingress or egress queue
Out Profile forwarded	Displays the number of out-profile packets or octets forwarded for ingress or egress queue
Out Profile dropped	Displays the number of out-profile packets or octets dropped for ingress or egress queue

lag

Syntax

```
lag lag-id bfd-session family {ipv4 | ipv6} lag-port port-id
lag lag-id lacp-statistics
lag lag-id statistics
```

Context

[\[Tree\]](#) (clear lag)

Full Context

```
clear lag
```

Description

This command clears statistics for the specified LAG ID.

Parameters

lag-id

Clears the LAG ID.

Values 1 to 800

bfd-session

Clears the specified BFD session.

family

Clears the IP address family.

ipv4

Clears IPv4.

ipv6

Clears IPv6.

port-id

Clears the port ID.

Values *slot* [/mda [/port]]

lACP-statistics

Clears the LACP PDUs statistics.

statistics

Clears the statistics or the BFD session for the specified LAG ID.

Platforms

All

lag

Syntax

lag lag-id *lag-id*

Context

[\[Tree\]](#) (tools>dump lag)

Full Context

tools dump lag

Description

This command dumps LAG information.

Parameters

lag-id

Specifies the LAG ID.

Values 1 to 800

Platforms

All

lag

Syntax

lag

Context

[\[Tree\]](#) (tools>perform lag)

Full Context

tools perform lag

Description

This command provides tools for controlling LAG.

Platforms

All

lag

Syntax

lag *lag-id* [*lag-id*] [**bytes** | **packets** | **errors** | **utilization**] [*interval seconds*] [**repeat** *repeat*] [**absolute** | **rate**]

lag *lag-id* **network-aggregate-qos-stats** [*interval seconds*] [**repeat** *repeat*] [**absolute** | **rate**]

Context

[\[Tree\]](#) (monitor lag)

Full Context

monitor lag

Description

This command monitors traffic statistics for Link Aggregation Group (LAG) ports. Statistical information for the specified LAG ID(s) displays at the configured interval until the configured count is reached.

The first screen displays the current statistics related to the specified LAG ID. The subsequent statistical information listed for each interval is displayed as a delta to the previous display. When the keyword **rate** is specified, the rate-per-second for each statistic is displayed instead of the delta.

Monitor commands are similar to **show** commands but only statistical information displays. Monitor commands display the selected statistics according to the configured number of times at the interval specified.

Parameters

lag-id

Specifies the number of the LAG, with a maximum of five LAG numbers specified in a single statement.

Values 1 to 200

bytes

Displays the statistics in bytes only.

packets

Displays the statistics in packets only.

errors

Displays the statistics for errors only.

utilization

Displays the statistics in percentage utilization only.

network-aggregate-qos-stats

Monitors the aggregate QoS statistics on network interface LAG default ingress and egress queues.

seconds

Configures the interval for each display in seconds.

Values 3 to 60

Default 10 seconds

repeat

Configures how many times the command is repeated.

Values 1 to 999

Default 10

absolute

Specifies raw statistics, without processing. No calculations are performed on the delta or rate statistics.

rate

Displays rate-per-second for each statistic instead of the delta.

Platforms

All

Output

The following output is an example of monitor lag command information.

Sample Output

```
A:Dut-B# monitor lag 1 interval 3 repeat 1
=====
Monitor statistics for LAG ID 1
=====
```


Port-id	Input packets Input bytes Input errors [Input util %]	Output packets Output bytes Output errors [Output util %]

At time t = 0 sec (Base Statistics)		

1/2/1	24 2224 0	25 2294 0
1/2/2	25 2170 0	8 776 0

Totals	49 4394 0	33 3070 0

At time t = 3 sec (Mode: Delta)		

1/2/1	3 306 0	3 306 0
1/2/2	0 0 0	0 0 0

Totals	3 306 0	3 306 0

A:Dut-B# monitor lag 1 interval 3 repeat 1 bytes

=====
 Monitor statistics for LAG ID 1
 =====

Port-id	Input bytes	Output bytes

At time t = 0 sec (Base Statistics)		

1/2/1	6100	6170
1/2/2	2514	1120

Totals	8614	7290

At time t = 3 sec (Mode: Delta)		

1/2/1	306	306
1/2/2	0	0

Totals	306	306

The following is an example of network aggregate QoS statistics information.

Sample Output

*A:PE# monitor lag 1 network-aggregate-qos-stats repeat 1

=====
 Monitor Network Aggregate QoS Statistics for LAG ID 1
 =====

```

At time t = 0 sec (Base Statistics)
-----
Ingress Queue 1          Packets          Octets
  In Profile forwarded   :    0              0
  In Profile dropped     :    0              0
  Out Profile forwarded  :    0              0
  Out Profile dropped    :    0              0
Ingress Queue 2          Packets          Octets
  In Profile forwarded   :    0              0
  In Profile dropped     :    0              0
  Out Profile forwarded  :    0              0
  Out Profile dropped    :    0              0
Ingress Queue 11         Packets          Octets
  In Profile forwarded   :    0              0
  In Profile dropped     :    0              0
  Out Profile forwarded  :    0              0
  Out Profile dropped    :    0              0
Egress Queue 1           Packets          Octets
  In/Inplus Prof fwded  :    0              0
  In/Inplus Prof dropped:    0              0
  Out/Exc Prof fwded    :    0              0
  Out/Exc Prof dropped  :    0              0
Egress Queue 2           Packets          Octets
  In/Inplus Prof fwded  :    0              0
  In/Inplus Prof dropped:    0              0
  Out/Exc Prof fwded    :    0              0
  Out/Exc Prof dropped  :    0              0
-----
At time t = 11 sec (Mode: Delta)
-----
Ingress Queue 1          Packets          Octets
  In Profile forwarded   :    0              0
  In Profile dropped     :    0              0
  Out Profile forwarded  : 2124815          271976320
  Out Profile dropped    :    0              0
Ingress Queue 2          Packets          Octets
  In Profile forwarded   :    0              0
  In Profile dropped     :    0              0
  Out Profile forwarded  :    0              0
  Out Profile dropped    :    0              0
Ingress Queue 11         Packets          Octets
  In Profile forwarded   :    0              0
  In Profile dropped     :    0              0
  Out Profile forwarded  :    0              0
  Out Profile dropped    :    0              0
Egress Queue 1           Packets          Octets
  In/Inplus Prof fwded  :    0              0
  In/Inplus Prof dropped:    0              0
  Out/Exc Prof fwded    : 1109568          1420247040
  Out/Exc Prof dropped  :    0              0
Egress Queue 2           Packets          Octets
  In/Inplus Prof fwded  :    0              0
  In/Inplus Prof dropped:    0              0
  Out/Exc Prof fwded    :    0              0
  Out/Exc Prof dropped  :    0              0
=====
*A:PE# monitor lag 1 network-aggregate-qos-stats rate repeat 1
=====
Monitor Network Aggregate QoS Statistics for LAG ID 1
=====
-----
At time t = 0 sec (Base Statistics)
-----
Ingress Queue 1          Packets          Octets
  
```

```

    In Profile forwarded : 0          0
    In Profile dropped   : 0          0
    Out Profile forwarded : 0          0
    Out Profile dropped  : 0          0
  Ingress Queue 2      Packets      Octets
    In Profile forwarded : 0          0
    In Profile dropped   : 0          0
    Out Profile forwarded : 0          0
    Out Profile dropped  : 0          0
  Ingress Queue 11     Packets      Octets
    In Profile forwarded : 0          0
    In Profile dropped   : 0          0
    Out Profile forwarded : 0          0
    Out Profile dropped  : 0          0
  Egress Queue 1       Packets      Octets
    In/Inplus Prof fwded : 0          0
    In/Inplus Prof dropped: 0          0
    Out/Exc Prof fwded   : 0          0
    Out/Exc Prof dropped  : 0          0
  Egress Queue 2       Packets      Octets
    In/Inplus Prof fwded : 0          0
    In/Inplus Prof dropped: 0          0
    Out/Exc Prof fwded   : 0          0
    Out/Exc Prof dropped  : 0          0
  -----
  At time t = 11 sec (Mode: Rate)
  -----
                                Packets/sec      Octets/sec      % Port
                                Packets          Util.
  Ingress Queue 1      Packets
    In Profile forwarded : 0          0          0.00
    In Profile dropped   : 0          0          0.00
    Out Profile forwarded : 97675      12502383    1.00
    Out Profile dropped  : 0          0          0.00
  Ingress Queue 2      Packets
    In Profile forwarded : 0          0          0.00
    In Profile dropped   : 0          0          0.00
    Out Profile forwarded : 0          0          0.00
    Out Profile dropped  : 0          0          0.00
  Ingress Queue 11     Packets
    In Profile forwarded : 0          0          0.00
    In Profile dropped   : 0          0          0.00
    Out Profile forwarded : 0          0          0.00
    Out Profile dropped  : 0          0          0.00
  Egress Queue 1       Packets
    In/Inplus Prof fwded : 0          0          0.00
    In/Inplus Prof dropped: 0          0          0.00
    Out/Exc Prof fwded   : 0          0          0.00
    Out/Exc Prof dropped  : 0          0          0.00
  Egress Queue 2       Packets
    In/Inplus Prof fwded : 0          0          0.00
    In/Inplus Prof dropped: 0          0          0.00
    Out/Exc Prof fwded   : 97661      12500639    1.00
    Out/Exc Prof dropped  : 0          0          0.00
  =====
  
```

15.20 lanext

lanext

Syntax

lanext

Context

[\[Tree\]](#) (show>subscr-mgmt>vrgw lanext)

Full Context

show subscriber-mgmt vrgw lanext

Description

This command displays Wireless LAN Gateway Home LAN Extension information.

Platforms

7750 SR, 7750 SR-e, 7750 SR-s, VSR

lanext

Syntax

lanext

Context

[\[Tree\]](#) (tools>dump>wlan-gw lanext)

Full Context

tools dump wlan-gw lanext

Description

Commands in this context dump tools information for WGLAN HLE parameter.

Platforms

7750 SR, 7750 SR-e, 7750 SR-s, VSR

lanext

Syntax

lanext

Context

[\[Tree\]](#) (tools>perform>wlan-gw lanext)

Full Context

tools perform wlan-gw lanext

Description

Commands in this context clear tools information for WGLAN HLE parameter.

Platforms

7750 SR, 7750 SR-e, 7750 SR-s, VSR

15.21 lbm-svc-act-responder

lbm-svc-act-responder

Syntax

lbm-svc-act-responder [**domain** *md-index*] [**association** *ma-index*] [**mep** *mep-id*]

Context

[\[Tree\]](#) (show>eth-cfm lbm-svc-act-responder)

Full Context

show eth-cfm lbm-svc-act-responder

Description

This command displays all the MEPs that have been created with this optional parameter, which allocates additional resources to facilitate high-speed LBM-to-LBR processing typically used during service activation testing. The optional filters are cumulative. These filters can be used to narrow the focus of the display to a specific area.

Parameters

md-index

Displays the MD index.

Values 1 to 4294967295

ma-index

Displays the MA index.

Values 1 to 4294967295

mep-id

Displays the local MEP ID.

Values 1 to 8191

Platforms

7450 ESS, 7750 SR, 7750 SR-a, 7750 SR-e, 7750 SR-s, 7950 XRS

Output

The following is an example of ETH CFM **lbm-svc-act-responder** information.

[Table 249: ETH-CFM lbm-service-act-responder Field Descriptions](#) describes the output fields:

Sample Output

```
show eth-cfm lbm-svc-act-responder
=====
Eth-CFM Local MEP LBM Service Activation Responder Enabled
=====
MdIndex      MaIndex      MepId  SrcMacAddress
-----
14           1000         28     d8:1c:ff:00:00:00
-----
No. of MEPS: 1
=====
```

Table 249: ETH-CFM lbm-service-act-responder Field Descriptions

Label	Description
MdIndex	Displays the Maintenance Domain (MD) index value
MaIndex	Displays the MA index value
MepId	Displays the maintenance association endpoint identifier
SrcMacAddress	Displays the source MAC address

15.22 ldp

ldp

Syntax

ldp

Context

[\[Tree\]](#) (clear>router ldp)

Full Context

clear router ldp

Description

Commands in this context set the hold-time during which new auto-rx targeted peers are not generated.

Platforms

All

ldp

Syntax

ldp

Context

[\[Tree\]](#) (show>router ldp)

Full Context

show router ldp

Description

This command displays LDP information.

Platforms

All

ldp

Syntax

ldp

Context

[\[Tree\]](#) (tools>dump>router ldp)

Full Context

tools dump router ldp

Description

Commands in this context dump tools for LDP protocol instance.

Platforms

All

ldp

Syntax

ldp

Context

[\[Tree\]](#) (monitor>router ldp)

Full Context

monitor router ldp

Description

This command monitors commands for the LDP instance.

Platforms

All

15.23 ldp fec-egress-statistics

ldp fec-egress-statistics

Syntax

ldp fec-egress-statistics [*ip-prefix/mask*]

Context

[\[Tree\]](#) (clear>router>ldp fec-egress-statistics)

Full Context

clear router ldp fec-egress-statistic ldp fec-egress-statistics

Description

This command clears LDP FEC egress statistics.

Parameters

ip-prefix

Specify information for the specified IP prefix. Host bits must be 0.

mask

Specifies the address mask used to indicate the bits of an IP address that are being used for the subnet address.

Values	IPv4: 0 to 32
	IPv6: 0 to 128

15.24 ldp-sync-exit

ldp-sync-exit

Syntax

ldp-sync-exit

Context

[\[Tree\]](#) (tools>perform>router>isis ldp-sync-exit)

Full Context

tools perform router isis ldp-sync-exit

Description

This command terminates LDP synchronization and restores actual cost of an ISIS interface.

Platforms

All

ldp-sync-exit

Syntax

ldp-sync-exit

Context

[\[Tree\]](#) (tools>perform>router>ospf ldp-sync-exit)

[\[Tree\]](#) (tools>perform>router>ospf3 ldp-sync-exit)

Full Context

tools perform router ospf ldp-sync-exit

tools perform router ospf3 ldp-sync-exit

Description

This command terminates LDP synchronization and restore actual cost of an OSPF interface.

Platforms

All

15.25 ldp-treetrace

ldp-treetrace

Syntax

ldp-treetrace [*prefix ip-prefix/mask*] [*detail*]

Context

[Tree] (show>test-oam ldp-treetrace)

Full Context

show test-oam ldp-treetrace

Description

This command displays OAM LDP tree trace information.

Parameters

ip-prefix/mask

Specifies the address prefix and subnet mask of the destination node.

Values ip-prefix: a.b.c.d (host bits must be 0)
mask: 0 to 32

detail

Displays detailed information.

Platforms

All

Output

The following sample output shows OAM LDP tree trace information.

Sample Output

```
*A:ALA-48# show test-oam ldp-treetrace
Admin State           : Up           Discovery State       : Done
Discovery-intvl (min) : 60           Probe-intvl (min)   : 2
Probe-timeout (min)   : 1            Probe-retry          : 3
Trace-timeout (sec)   : 60           Trace-retry          : 3
Max-TTL               : 30           Max-path             : 128
Forwarding-class (fc) : be           Profile              : Out
Total Fecs            : 400         Discovered Fecs     : 400
Last Discovery Start   : 12/19/2006 05:10:14
Last Discovery End     : 12/19/2006 05:12:02
Last Discovery Duration : 00h01m48s
Policy1                : policy-1
Policy2                : policy-2

*A:ALA-48# show test-oam ldp-treetrace detail
```

```

Admin State      : Up           Discovery State   : Done
Discovery-intvl (min) : 60       Probe-intvl (min) : 2
Probe-timeout (min)  : 1         Probe-retry      : 3
Trace-timeout (sec)  : 60       Trace-retry      : 3
Max-TTL           : 30         Max-path         : 128
Forwarding-class (fc) : be       Profile          : Out
Total Fecs        : 400      Discovered Fecs  : 400
Last Discovery Start : 12/19/2006 05:10:14
Last Discovery End   : 12/19/2006 05:12:02
Last Discovery Duration : 00h01m48s
Policy1            : policy-1
Policy2            : policy-2
  
```

=====
 Prefix (FEC) Info
 =====

Prefix	Path Num	Last Discovered	Probe State	Discov State	Discov Status
11.11.11.1/32	54	12/19/2006 05:10:15	OK	Done	OK
11.11.11.2/32	54	12/19/2006 05:10:15	OK	Done	OK
11.11.11.3/32	54	12/19/2006 05:10:15	OK	Done	OK
.....					
14.14.14.95/32	72	12/19/2006 05:11:13	OK	Done	OK
14.14.14.96/32	72	12/19/2006 05:11:13	OK	Done	OK
14.14.14.97/32	72	12/19/2006 05:11:15	OK	Done	OK
14.14.14.98/32	72	12/19/2006 05:11:15	OK	Done	OK
14.14.14.99/32	72	12/19/2006 05:11:18	OK	Done	OK
14.14.14.100/32	72	12/19/2006 05:11:20	OK	Done	OK

=====
 Legend: uP - unexplored paths, t0 - trace request timed out
 mH - max hop exceeded, mP - max path exceeded
 nR - no internal resource

```

*A:ALA-48# show test-oam ldp-treetrace prefix 12.12.12.10/32
Discovery State   : Done           Last Discovered   : 12/19/2006 05:11:02
Discovery Status  : ' OK '
Discovered Paths  : 54             Failed Hops       : 0
Probe State       : OK             Failed Probes     : 0
  
```

```

*A:ALA-48# show test-oam ldp-treetrace prefix 12.12.12.10/32 detail
Discovery State   : Done           Last Discovered   : 12/19/2006 05:11:02
Discovery Status  : ' OK '
Discovered Paths  : 54             Failed Hops       : 0
Probe State       : OK             Failed Probes     : 0
  
```

=====
 Discovered Paths
 =====

PathDest	DiscoveryTtl	Egr-NextHop	Remote-RtrAddr	Discovery-time
		ProbeState	ProbeTmOutCnt	RtnCode
127.1.0.5		10.10.1.2	12.12.12.10	12/19/2006 05:11:01
	7	OK	0	EgressRtr
127.1.0.9		10.10.1.2	12.12.12.10	12/19/2006 05:11:01
	7	OK	0	EgressRtr
127.1.0.15		10.10.1.2	12.12.12.10	12/19/2006 05:11:01
	7	OK	0	EgressRtr
127.1.0.19		10.10.1.2	12.12.12.10	12/19/2006 05:11:01
	7	OK	0	EgressRtr
127.1.0.24		10.10.1.2	12.12.12.10	12/19/2006 05:11:01
	7	OK	0	EgressRtr
127.1.0.28		10.10.1.2	12.12.12.10	12/19/2006 05:11:01

```

.....
127.1.0.252      10.10.1.2      12.12.12.10    12/19/2006 05:11:01
                  7      OK              0              EgressRtr
127.1.0.255      10.10.1.2      12.12.12.10    12/19/2006 05:11:01
                  7      OK              0              EgressRtr
=====
*A:ALA-48#
*A:ALA-48# show test-oam twamp server
=====
TWAMP Server (port 862)
=====
Admin State : Up                      Oper State : Up
Up Time     : 0d 00:00:05
Curr Conn   : 1                        Max Conn   : 32
ConnTimeout: 1800                      Conn Reject: 2
Curr Sess   : 2                        Max Sess   : 32
Tests Done  : 5                        Tests Rej  : 0
Tests Abort : 0
TstPktsRx  : 999                      TstPktsTx : 999
=====
Prefix      : 10.0.0.0/8
Description : NMS-West
=====
Admin State : Up                      Oper State : Up
Curr Conn   : 1                        Max Conn   : 32
Conn Reject : 0
Curr Sess   : 2                        Max Sess   : 32
Tests Done  : 5                        Tests Rej  : 0
Tests Abort : 0
TstPktsRx  : 999                      TstPktsTx : 999
-----
Client      Sessions      Idle   TstPktsRx  TstPktsTx
           Curr/Done/Rej/Abort
-----
10.1.1.1    2/5/0/0      920    999        999
=====
Prefix      : 10.0.0.0/16
Description : NMS-West-Special
=====
Admin State : Up                      Oper State : Up
Curr Conn   : 0                        Max Conn   : 32
Conn Reject : 0
Curr Sess   : 0                        Max Sess   : 32
Tests Done  : 0                        Tests Rej  : 0
Tests Abort : 0
TstPktsRx  : 0                          TstPktsTx : 0
-----
Client      Sessions      Idle   TstPktsRx  TstPktsTx
           Curr/Done/Rej/Abort
=====

```

15.26 learned-remote-mac

learned-remote-mac

Syntax

learned-remote-mac [**domain** *md-index*] [**association** *ma-index*] [**mep** *mep-id*] [**remote-mepid** *mep-id*]

Context

[\[Tree\]](#) (show>eth-cfm learned-remote-mac)

Full Context

show eth-cfm learned-remote-mac

Description

This command displays the local MEP and remote MEP MAC address information relationship. The MAC address information in this table is populated and used in place of the remote *mep-id* in various ETH-CFM tests that opt to use the **remote-mepid** *mep-id* configuration instead of specifying the remote peer MAC address. This table is maintained by the ETH-CC process. If a CCM has not been received for a remote peer, there is no entry in the **learned-remote-mac** table. However, once a CCM is received for an expected peer, an entry in the **learned-remote-mac** table is populated and maintained. This entry remains until the remote peer statement is deleted from the association, the local MEP is deleted, or if a manual **clear>eth-cfm>learned-remote-mac** command has been executed for the specified local MEP.

The optional parameters are treated as independent filters that are combined to refine the output. Omitting all optional parameters produces output that includes the entire table.

Parameters

md-index

Specifies the MD index.

Values 1 to 4294967295

ma-index

Specifies the MA index.

Values 1 to 4294967295

mep *mep-id*

Specifies the local *mep-id*.

Values 1 to 8191

remote-mepid *mep-id*

Specifies the remote *mep-id*.

Values 1 to 8191

Platforms

7450 ESS, 7750 SR, 7750 SR-a, 7750 SR-e, 7750 SR-s, 7950 XRS

Output

The following is an example of learned remote MAC information. [Table 250: Learned Remote MAC Field Descriptions](#) describes the learned remote MAC fields.

Sample Output

```
show eth-cfm learned-remote-mac
=====
Eth-CFM Learned Remote MEPID MAC Address
=====
MdIndex   MaIndex   L-MepId  R-MepId  Learned Remote MAC  Stale  Updated
-----
12         1         28       29       00:00:00:00:00:29  False  False
13         1000     28       29       00:00:00:00:00:29  False  False
13         1000     28       31       00:00:00:00:00:31  False  False
13         1500     28       29       00:00:00:00:00:29  False  False
13         2000     28       29       00:00:00:00:00:29  False  False
13         2000     28       31       00:00:00:00:00:31  False  False
13         2000     28       32       00:00:00:00:00:32  False  False
13         2002     28       29       00:00:00:00:00:29  False  False
13         3000     28       29       00:00:00:00:00:29  False  False
13         3000     28       31       00:00:00:00:00:31  False  False
14         100      28       29       00:00:00:00:00:29  False  False
14         100      28       31       00:00:00:00:00:31  False  False
14         100      28       32       00:00:00:00:00:32  False  False
=====
```

Table 250: Learned Remote MAC Field Descriptions

Label	Description
MdIndex	The local MEP domain index
MaIndex	The local MEP association index
L-MepId	The local MEP identifier
R-MepId	The remote MEP identifier
Learned Remote MAC	The learned MAC address of the remote peer
Stale	Results of the comparison between the CCM database and the learned-remote-mac table False — match True — mismatch
Updated	Whether the learned MAC in this table has been updated in the last CCM interval

learned-remote-mac

Syntax

learned-remote-mac [**mep** *mep-id* [**remote-mepid** *mep-id*]] **domain** *md-index* **association** *ma-index*

Context

[\[Tree\]](#) (clear>eth-cfm learned-remote-mac)

Full Context

```
clear eth-cfm learned-remote-mac
```

Description

This command clears the stored MAC addresses in the CFM **learned-remote-mac** address table. A valid MAC address must exist in the **learned-remote-mac** table for a successful PDU generation when that test uses the **remote-mepid** *mep-id* option in place of a *mac-address*.

The local **domain** and **association** parameters must be included as part of the clear command. The **mep** and **remote-mepid** parameters are optional. The clear command clears all matching entries based on the configured parameters. The table is populated based on the reception and processing of ETH-CC PDUs.

Parameters

mep *mep-id*

Specifies the local MEP ID.

Values 1 to 8191

remote-mepid *mep-id*

Specifies the remote MEP ID.

Values 1 to 8191

md-index

Specifies the MD index.

Values 1 to 4294967295

ma-index

Specifies the MA index.

Values 1 to 4294967295

Platforms

7450 ESS, 7750 SR, 7750 SR-a, 7750 SR-e, 7750 SR-s, 7950 XRS

15.27 lease-state

lease-state

Syntax

```
lease-state [wholesaler service-id] [sap sap-id | sdp sdp-id:vc-id | interface interface-name | ip-address ip-address [/mask] | chaddr ieee-address | mac ieee-address | {[port port-id] [no-inter-dest-id | inter-dest-id inter-dest-id]}] [session { none | ipoe}] [detail]
```

Context

[\[Tree\]](#) (show>service>id>dhcp lease-state)

Full Context

```
show service id dhcp lease-state
```

Description

This command displays DHCP lease state related information.

Parameters

service-id

Specifies the service ID of the wholesaler.

Values 1 to 2148278316, *svc-name*: up to 64 characters

sap-id

Specifies the physical port identifier portion of the SAP definition.

sdp-id

The SDP identifier.

Values 1 to 17407

vc-id

The virtual circuit ID on the SDP ID for which to display information.

Values 1 to 4294967295

interface-name

Displays information for the specified IP interface.

ip-address[/mask]

Displays information associated with the specified IP address.

ieee-address

Specifies the source MAC address.

Values xx:xx:xx:xx:xx:xx or xx-xx-xx-xx-xx-xx (cannot be all zeros)

port-id

Specifies the port ID.

no-inter-dest-id

Displays the information about no intermediate destination ID.

inter-dest-id

Displays information about the specified intermediate destination ID, up to 64 characters.

session

Shows DHCPv4 lease states for hosts that are associated with an IPoEsession or for hosts that are not associated with an IPoE session.

Values none, ipoe

detail

Displays detailed information.

Platforms

All

Output

The following is a sample output of the DHCP **lease-state** command.

Sample Output

```
A:ALA-_Dut-A# show service id 13 dhcp lease-state
=====
DHCP lease state table, service 13
=====
IP Address      Mac Address      Sap/Sdp Id      Remaining      Lease      MC
                LifeTime        Origin          Stdby
-----
10.13.40.1      00:00:00:00:00:13 1/1/1:13        00h00m58s     Radius
-----
Number of lease states : 1
=====
A:ALA-_Dut-A#

# show service id 1000 dhcp lease-state detail
=====
DHCP lease states for service 1000
=====
Service ID      : 1000
IP Address      : 10.250.21.2
Client HW Address : 00:02:01:00:00:01
Subscriber-interface : sub-int-2
Group-interface  : group-int-2-3
SAP              : [1/1/2:2513.20]
Termination Type : local
Up Time         : 0d 00:04:51
Remaining Lease Time : 0d 00:05:09
Remaining SessionTime: N/A
Persistence Key  : 0x00000000
Sub-Ident       : "sub-02-01"
Sub-Profile-String : "sub-profile-1"
SLA-Profile-String : "sla-profile-1"
App-Profile-String : ""
Lease ANCP-String : ""
Lease Int Dest Id : ""
Category-Map-Name : ""
Lease Info origin : DHCP
```

```

Ip-Netmask      : 255.255.255.0
Broadcast-IP-Addr : N/A
Default-Router  : 10.250.21.254
Primary-Dns     : N/A
Secondary-Dns   : N/A
Primary-Nbns    : N/A
Secondary-Nbns  : N/A
ServerLeaseStart : 10/07/2020 15:00:19
ServerLastRenew : 10/07/2020 15:00:19
ServerLeaseEnd   : 10/07/2020 15:10:19
Session-Timeout  : N/A
IPoE|PPP session : IPoE
Lease-Time       : 0d 00:10:00
DHCP Server Addr : 192.0.2.2
Relay Agent Information
  Circuit Id      : pe2|1000|group-int-2-3|1/1/2:2513.20
Radius Class 1   : This is a Class attribute
Radius User-Name : "00:02:01:00:00:01"
-----
Overrides
-----
Dir Type      Id      PIR      CIR      CBS      MBS      WRR
Class-Weight
-----
Egr Queue    1      1234     N/A      350000   350000   N/A
N/A
-----
No. of Overrides: 1
-----
SLA Profile Instance Session Limit Overrides
ipoe          : 2
-----
Number of lease states : 1
=====

```

Table 251: Service DHCP Lease-state Field Descriptions describes service DHCP lease-state information.

Table 251: Service DHCP Lease-state Field Descriptions

Field	Description
Service ID	The service ID
IP Address	The IP address
Client HW Address	The client hardware address
Subscriber-interface	The subscriber interface name
Group-interface	The group interface name
SAP	The SAP
Termination Type	The termination type
Up Time	The up time
Remaining Lease Time	The remaining lease time
Remaining SessionTime	The remaining session time

Field	Description
Persistence Key	The persistence key
Sub-Ident	The name of the subscriber identification policy
Sub-Profile-String	The subscriber profile string
SLA-Profile-String	The name of the SLA profile
App-Profile-String	The application profile string
Lease ANCP-String	The lease ANCP string
Lease Int Dest Id	The lease internal destination ID
Category-Map-Name	The category map name
Lease Info origin	The origin of the lease
Ip-Netmask	The IP netmask address
Broadcast-Ip-Addr	The broadcast IP address
Default-Router	The default router
Primary-Dns	The primary DNS address
Secondary-Dns	The secondary DNS address
Primary-Nbns	The primary NBNS
Secondary-Nbns	The secondary NBNS
ServerLeaseStart	The date and time of the start of the server lease
ServerLastRenew	The date and time of the renewal of the server lease
ServerLeaseEnd	The date and time of the end of the server lease
Session-Timeout	The session timeout value
IPoE PPP session	The type of session
Lease-Time	The lease time
DHCP Server Addr	The DHCP server IP address
Relay Agent Information	
Circuit Id	The circuit ID
Radius Class 1	The RADIUS Class 1 value
Radius User-Name	The RADIUS user name

Field	Description
Overrides: (only shown when overrides are active)	
Dir Type	The direction type
Id	The ID
PIR	The PIR value
CIR	The CIR value
CBS	The CBS value
MBS	The MBS value
WRR	The WRR value
Class-Weight	The class weight
No. of Overrides	The total number of overrides
Subscriber Host Limit Overrides and SLA Profile Instance Host Limit Overrides: (only shown when overrides are active)	
ipv4-arp	The total number of IPv4 ARP hosts limit
ipv4-dhcp	The total number of IPv4 DHCP hosts limit
ipv4-ppp	The total number of IPv4 PPP hosts limit
ipv4-overall	The total number of IPv4 hosts limit
ipv6-pd-ipoe-dhcp	The total number of IPv6 IPoE DHCP Prefix Delegation hosts (IA-PD) limit
ipv6-pd-ppp-dhcp	The total number of IPv6 PPPoE DHCP Prefix Delegation hosts (IA-PD) limit
ipv6-pd-overall	The total number of IPv6 DHCP Prefix Delegation hosts (IA-PD) limit
ipv6-wan-ipoe-dhcp	The total number of IPv6 IPoE DHCP WAN hosts (IA-NA) limit
ipv6-wan-ipoe-slaac	The total number of IPv6 IPoE SLAAC WAN hosts limit
ipv6-wan-ppp-dhcp	The total number of IPv6 PPPoE DHCP WAN hosts (IA-NA) limit
ipv6-wan-ppp-slaac	The total number of IPv6 IPoE SLAAC WAN hosts limit
ipv6-wan-overall	The total number of IPv6 WAN hosts limit

Field	Description
ipv6-overall	The total number of IPv6 hosts limit
lac-overall	The total number of L2TP LAC hosts limit
overall	The total number of subscriber hosts limit
Subscriber Session Limit Overrides and SLA Profile Instance Session Limit Overrides: (only shown when overrides are active)	
ipoe	The total number of IPoE sessions limit
ppoe-local	The total number of PPPoE local terminated sessions (PTA) limit
ppoe-lac	The total number of PPPoE L2TP LAC sessions limit
ppoe-overall	The total number of PPPoE sessions limit
l2tp-lns	The total number of L2TP LNS sessions limit
l2tp-lts	The total number of L2TP LTS sessions limit
l2tp-overall	The total number of L2TP sessions limit
overall	The total number of subscriber sessions limit
Number of lease states	The total number of lease states

Routed CO Output Example

```

A:ALA-_Dut-A# show service id 13 dhcp lease-state
=====
DHCP lease state table, service 13
=====
IP Address      Mac Address      Sap/Sdp Id      Remaining      Lease      MC
LifeTime       Origin          Stdbby
-----
10.13.40.1      00:00:00:00:00:13  1/1/1:13        00h00m58s    Radius
-----
Number of lease states : 1
=====
A:ALA-_Dut-A#

A:ALA-_Dut-A# show service id 13 dhcp lease-state detail
=====
DHCP lease states for service 13
=====
Service ID      : 13
IP Address      : 10.13.40.1
Mac Address     : 00:00:00:00:00:13
Subscriber-interface : ies-13-10.13.1.1
Group-interface : intf-13
SAP             : 1/1/1:13
Remaining Lifetime : 00h00m58s
Persistence Key : N/A

```

```
Sub-Ident          : "TEST"
Sub-Profile-String : "ADSL G0"
SLA-Profile-String : "BE-Video"
Lease ANCP-String  : ""

Sub-Ident origin   : Radius
Strings origin     : Radius
Lease Info origin  : Radius

Ip-Netmask         : 255.255.0.0
Broadcast-Ip-Addr  : 10.13.255.255
Default-Router     : N/A
Primary-Dns        : 10.13.254.254
Secondary-Dns      : 10.13.254.253

ServerLeaseStart   : 12/24/2006 23:48:23
ServerLastRenew    : 12/24/2006 23:48:23
ServerLeaseEnd     : 12/24/2006 23:49:23
Session-Timeout    : 0d 00:01:00
DHCP Server Addr   : N/A

Persistent Relay Agent Information
Circuit Id         : ancstb6_Dut-A|13|intf-13|0|13
Remote Id          : stringtest
```

```
-----
Number of lease states : 1
=====
```

```
A:ALA-_Dut-A#
```

Wholesaler/Retailer Output Example

```
A:ALA-_Dut-A# show service id 2000 dhcp lease-state detail
```

```
=====
DHCP lease states for service 2000
```

```
-----
Wholesaler 1000 Leases
```

```
-----
Service ID          : 1000
IP Address          : 10.13.1.254
Mac Address         : 00:00:00:00:00:13
Subscriber-interface : whole-sub
Group-interface     : intf-13
Retailer            : 2000
Retailer If         : retail-sub
SAP                 : 1/1/1:13
Remaining Lifetime  : 00h09m59s
Persistence Key     : N/A
```

```
Sub-Ident          : "TEST"
Sub-Profile-String : "ADSL G0"
SLA-Profile-String : "BE-Video"
Lease ANCP-String  : ""
```

```
Sub-Ident origin   : Retail DHCP
Strings origin     : Retail DHCP
Lease Info origin  : Retail DHCP
```

```
Ip-Netmask         : 255.255.0.0
Broadcast-Ip-Addr  : 10.13.255.255
```

```

Default-Router      : N/A
Primary-Dns        : N/A
Secondary-Dns      : N/A

ServerLeaseStart   : 12/25/2006 00:29:41
ServerLastRenew    : 12/25/2006 00:29:41
ServerLeaseEnd     : 12/25/2006 00:39:41
Session-Timeout    : 0d 00:10:00
DHCP Server Addr   : 10.232.237.2

Persistent Relay Agent Information
  Circuit Id       : 1/1/1:13
  Remote Id        : stringtest

Subscriber Host Limit Overrides
  ipv4-arp         : 1
  ipv4-dhcp        : 1
  ipv4-ppp         : 1
  ipv4-overall     : 1
  ipv6-pd-ipoe-dhcp : 1
  ipv6-pd-ppp-dhcp : 1
  ipv6-pd-overall  : 1
  ipv6-wan-ipoe-dhcp : 1
  ipv6-wan-ipoe-slaac : 1
  ipv6-wan-ppp-dhcp : 1
  ipv6-wan-ppp-slaac : 1
  ipv6-wan-overall : 1
  ipv6-overall     : 1
  lac-overall      : 1
  overall          : 1
SLA Profile Instance Host Limit Overrides
  ipv4-arp         : 1
  ipv4-dhcp        : 1
  ipv4-ppp         : 1
  ipv4-overall     : 1
  ipv6-pd-ipoe-dhcp : 1
  ipv6-pd-ppp-dhcp : 1
  ipv6-pd-overall  : 1
  ipv6-wan-ipoe-dhcp : 1
  ipv6-wan-ipoe-slaac : 1
  ipv6-wan-ppp-dhcp : 1
  ipv6-wan-ppp-slaac : 1
  ipv6-wan-overall : 1
  ipv6-overall     : 1
  lac-overall      : 1
  overall          : 1
Subscriber Session Limit Overrides
  ipoe             : 1
  pppoe-local     : 1
  pppoe-lac       : 1
  pppoe-overall   : 1
  l2tp-lns        : 1
  l2tp-lts        : 1
  l2tp-overall    : 1
  overall         : 1
SLA Profile Instance Session Limit Overrides
  ipoe             : 1
  pppoe-local     : 1
  pppoe-lac       : 1
  pppoe-overall   : 1
  l2tp-lns        : 1
  l2tp-lts        : 1
  l2tp-overall    : 1
  overall         : 1
  
```

```
-----
Number of lease states : 1
=====
A:ALA- _Dut- A#
```

lease-state

Syntax

lease-state [**detail**] [**wholesaler** *service-id*] [**session** {**none** | **ipoe** | **ppp**}] [**router-advertisement-policy** *policy-name*]

lease-state [**detail**] **interface** *interface-name* [**wholesaler** *service-id*] [**session** {**none** | **ipoe** | **ppp**}] [**router-advertisement-policy** *policy-name*]

lease-state [**detail**] *ipv6-address* *ipv6-prefix*[/*prefix-length*] [**wholesaler** *service-id*] [**session** {**none** | **ipoe** | **ppp**}] [**router-advertisement-policy** *policy-name*]

lease-state [**detail**] **mac** *ieee-address* [**wholesaler** *service-id*] [**session** {**none** | **ipoe** | **ppp**}] [**router-advertisement-policy** *policy-name*]

Context

[\[Tree\]](#) (show>service>id>dhcp6 lease-state)

Full Context

show service id dhcp6 lease-state

Description

This command displays DHCPv6 lease state information.



Note:

The **wholesaler** *service-id* parameter is applicable only in the VPRN context.

Parameters

detail

Displays detailed lease state information.

service-id

The service ID of the wholesaler. When specified in this context, SAP, SDP, interface, IP address and MAC parameters are ignored. This parameter only applies to the 7750 SR.

Values *service-id*: 1 to 2147483647

session

Shows DHCPv6 lease states for clients that are associated with an IPoE session or for clients that are associated with a PPP session or for clients that are not associated with an IPoE session.

Values none, ipoe, ppp

policy-name

Specifies the name of the router advertisement policy.

interface-name

Specifies the interface name, up to 32 characters.

ipv6-address[/mask]

Shows information for the specified IPv6 address and mask.

ieee-address

Shows information for the specified 48-bit MAC address, expressed in the form *aa:bb:cc:dd:ee:ff* or *aa-bb-cc-dd-ee-ff*, where *aa*, *bb*, *cc*, *dd*, *ee* and *ff* are hexadecimal numbers.

Platforms

All

Output

The following output is an example of DHCP6 lease state information.

Sample Output

```
*A:eng-BNG-2# show service id 1000 dhcp6 lease-state detail
=====
DHCP lease states for service 1000
=====
Service ID           : 1000
IP Address           : 2001:1000:0:4::1/128
Client HW Address    : 00:00:10:10:12:12
Subscriber-interface : sub-int-01
Group-interface      : grp-int-01
SAP                  : 1/1/20:841
Termination Type     : local
Up Time              : 0d 00:00:13
Remaining Lease Time : 0d 23:59:47 (Lease Split)
Remaining SessionTime: N/A
Persistence Key      : N/A
Sub-Ident            : "host-1"
Sub-Profile-String   : "no-prof"
SLA-Profile-String   : "no-prof"
App-Profile-String   : ""
Lease ANCP-String    : ""
Lease Int Dest Id    : ""
Category-Map-Name    : ""
Dhcp6 ClientId (DUID): 00030001000010101212
Dhcp6 IAID           : 0
Dhcp6 IAID Type      : non-temporary
Dhcp6 Client Ip      : fe80:db8:200:10ff:fe10:1212
Primary-Dns          : N/A
Secondary-Dns        : N/A
Pool Name            : ""
Dhcp6 Server Addr    : ::10
Dhcp6 ServerId (DUID): 00030001d854ff000000
Dhcp6 InterfaceId    : test
Dhcp6 RemoteId       : N/A
Radius sub-if prefix : N/A
Router adv. policy   : ra-policy-01
Lease Info origin     : DHCP
ServerLeaseStart      : 02/13/2017 22:04:24
ServerLastRenew       : 02/13/2017 22:04:24
ServerLeaseEnd        : 02/14/2017 22:04:24
```

```
Session-Timeout      : N/A
IPoE|PPP session    : No
Radius User-Name     : "00:00:10:10:12:12"
```

Overrides

Dir	Type	Id	PIR	CIR	CBS	MBS	WRR
Class-Weight							
Egr	Queue	1	1234	N/A	350000	350000	N/A
N/A							

No. of Overrides: 1

SLA Profile Instance Session Limit Overrides
ipoe : 2

Number of lease states : 1
=====

```
*A:Dut-A#show service id 13 dhcp6 lease-state router-advertisement-policy ra-policy-01
```

=====

DHCP lease state table, service 13

=====

IP Address	Mac Address	Sap/Sdp Id	Remaining LeaseTime	Lease Origin	MC Stdby
2013:bad:beaf::1/128	00:00:00:00:00:13	1/1/1:13	23h47m34s	DHCP	
2013:bad:beaf::2/128	00:00:00:00:00:14	1/1/1:13	23h52m36s	DHCP	
2013:bad:beaf::3/128	00:00:00:00:00:15	1/1/1:13	23h54m17s	DHCP	

Number of lease states : 3
=====

*A:Dut-A#

Table 252: DHCPv6 Lease State Router Advertisement Field Descriptions describes DHCPv6 lease state router advertisement policy output fields.

Table 252: DHCPv6 Lease State Router Advertisement Field Descriptions

Field	Description
Service ID	The service ID provided by the access node to which this subnet is bound
IP Address	The IP address of the service
Client HW Address	The MAC address of the client
Subscriber-Interface	The subscriber interface for the service
Group-interface	The group interface for the service
Sap/Sdp ID	The service SAP and SDP IDs

Field	Description
Termination Type	The PPP session type
Up Time	The value of the up time at the time of the last modification of an entry
Remaining Lease Time	The time left before the DHCPv6 lease expires. The client should renew its lease before this timer expires. (Lease Split) indicates that DHCPv6 lease split is active.
Remaining SessionTime	The time left for this session
Persistence Key	The persistence key
Sub-Ident	The subscriber identification policy name
Sub-Profile-String	The subscriber profile policy name
App-Profile-String	The application profile policy name
Lease ANCP-String	The ANCP string
Category-Map-Name	The category map name
Dhcp6 ClientID (DUID)	The DHCP client ID
Dhcp6 IAID	The DHCPv6 Identity Association Identifier (IAID) assigned by the client
Dhcp6 IAID Type	The DHCPv6 Identity Association type of this lease (non-temporary or prefix)
Dhcp6 Client Ip	The DHCPv6 IP address of the client
Primary-Dns	The primary DNS, if configured
Secondary-Dns	The secondary DNS, if configured
Pool Name	The pool name
Dhcp6 Server Addr	The DHCPv6 server address
Dhcp6 ServerID (DUID)	The DHCPv6 server ID
Dhcp6 InterfaceId	The DHCPv6 interface ID
Dhcp6 RemoteId	The DHCPv6 remote ID
Radius sub-if prefix	The RADIUS subscriber interface prefix
Router adv. policy	The router advertisement policy
Lease Info origin	The lease info origin

Field	Description
ServerLeaseStart	The date and time the lease was created
ServerLastRenew	The last renew was done for this lease
ServerLeaseEnd	The time left for this lease
Session-Timeout	The session timeout interval
IPoE PPP	IPoE or PPP
Radius User-Name	The RADIUS user name
Overrides: (only shown when overrides are active)	
Dir Type	The direction type
Id	The ID
PIR	The PIR value
CIR	The CIR value
CBS	The CBS value
MBS	The MBS value
WRR	The WRR value
Class-Weight	The class weight
No. of Overrides	The total number of overrides
Subscriber Host Limit Overrides and SLA Profile Instance Host Limit Overrides: (only shown when overrides are active)	
ipv4-arp	The total number of IPv4 ARP hosts limit
ipv4-dhcp	The total number of IPv4 DHCP hosts limit
ipv4-ppp	The total number of IPv4 PPP hosts limit
ipv4-overall	The total number of IPv4 hosts limit
ipv6-pd-ipoe-dhcp	The total number of IPv6 IPoE DHCP Prefix Delegation hosts (IA-PD) limit
ipv6-pd-ppp-dhcp	The total number of IPv6 PPPoE DHCP Prefix Delegation hosts (IA-PD) limit
ipv6-pd-overall	The total number of IPv6 DHCP Prefix Delegation hosts (IA-PD) limit

Field	Description
ipv6-wan-ipoe-dhcp	The total number of IPv6 IPoE DHCP WAN hosts (IA-NA) limit
ipv6-wan-ipoe-slaac	The total number of IPv6 IPoE SLAAC WAN hosts limit
ipv6-wan-ppp-dhcp	The total number of IPv6 PPPoE DHCP WAN hosts (IA-NA) limit
ipv6-wan-ppp-slaac	The total number of IPv6 PPPoE SLAAC WAN hosts limit
ipv6-wan-overall	The total number of IPv6 WAN hosts limit
ipv6-overall	The total number of IPv6 hosts limit
lac-overall	The total number of L2TP LAC hosts limit
overall	The total number of subscriber hosts limit
Subscriber Session Limit Overrides and SLA Profile Instance Session Limit Overrides: (only shown when overrides are active)	
ipoe	The total number of IPoE sessions limit
ppoe-local	The total number of PPPoE local terminated sessions (PTA) limit
ppoe-lac	The total number of PPPoE L2TP LAC sessions limit
ppoe-overall	The total number of PPPoE sessions limit
l2tp-lns	The total number of L2TP LNS sessions limit
l2tp-lts	The total number of L2TP LTS sessions limit
l2tp-overall	The total number of L2TP sessions limit
overall	The total number of subscriber sessions limit
Number of lease states	The total number of lease states

lease-state

Syntax

lease-state all [no-dhcp-release]

lease-state [port *port-id*] **inter-dest-id** *intermediate-destination-id* [no-dhcp-release]

lease-state [port *port-id*] **no-inter-dest-id** [no-dhcp-release]

lease-state ip-address *ip-address* [/mask] [no-dhcp-release]

lease-state mac *ieee-address* [no-dhcp-release]

lease-state port *port-id* [**no-dhcp-release**]
lease-state sap *sap-id* [**no-dhcp-release**]
lease-state sdp *sdp-id:vc-id* [**no-dhcp-release**]

Context

[\[Tree\]](#) (clear>service>id>dhcp lease-state)

Full Context

clear service id dhcp lease-state

Description

This command removes the DHCPv4 lease state information from the system and sends a DHCP release message on behalf of the client to the DHCP server. A DHCP release is not sent when the remaining lease-time is less than 5 minutes or when the **no-dhcp-release** parameter is specified.

Parameters

all

Clears all lease state statistics.

port-id

Displays information about the specified port ID.

intermediate-destination-id

Displays information about the specified intermediate destination ID, up to 32 characters.

no-inter-dest-id

Displays the information about no intermediate destination ID.

ip-address[/mask]

The IP address of the IP interface. The *ip-address* portion of the **address** command specifies the IP host address that is used by the IP interface within the subnet. This address must be unique within the subnet and specified in dotted decimal notation. Allowed values are IP addresses in the range 1.0.0.0 – 223.255.255.255 (with support of /31 subnets).

Values a.b.c.d.
mask: 1 to 32

ieee-address

Specifies the 48-bit MAC address for the static ARP in the form aa:bb:cc:dd:ee:ff or aa-bb-cc-dd-ee-ff where aa, bb, cc, dd, ee, and ff are hexadecimal numbers. Allowed values are any non-broadcast, non-multicast MAC and non-IEEE reserved MAC addresses.

Values xx:xx:xx:xx:xx:xx or xx-xx-xx-xx-xx-xx

sap-id

Specifies the physical port identifier portion of the SAP definition.

sdp-id

The SDP ID to be cleared.

Values 1 to 17407

vc-id

The virtual circuit ID on the SDP ID to be cleared.

Values 1 to 4294967295

no-dhcp-release

Specifies that the node clears the state without sending the DHCP release message.

Platforms

All

lease-state

Syntax

lease-state all [no-dhcp-release]

lease-state ipv6-address *ipv6-prefix*[/*prefix-length*] [no-dhcp-release]

lease-state mac *ieee-address* [no-dhcp-release]

lease-state sap *sap-id* [no-dhcp-release]

Context

[\[Tree\]](#) (clear>service>id>dhcp6 lease-state)

Full Context

clear service id dhcp6 lease-state

Description

This command removes the DHCPv6 lease state information from the system and sends a DHCP release message on behalf of the client to the DHCP server. A DHCP release is not sent when the remaining lease-time is less than 5 minutes or when the no-dhcp-release parameter is specified.

Parameters

all

Clears all lease-states.

no-dhcp-release

Specifies that the node clears the state without sending the DHCP release message.

ipv6-prefix[/prefix-length]

Clears routes only matching the specified IP address and length and only applies to the 7750 SR.

Values

ipv6

ipv6-prefix[/pref*:

x:x:x:x:x:x:x (eight 16-bit pieces)

x:x:x:x:d.d.d.d

x: [0 to FFFF]H
 d: [0 to 255]D
 prefix-length: 1 to 128

ieee-address

Clears DHCP6 MAC address lease state information. The 48-bit MAC address for the static ARP in the form aa:bb:cc:dd:ee:ff or aa-bb-cc-dd-ee-ff where aa, bb, cc, dd, ee, and ff are hexadecimal numbers. Allowed values are any non-broadcast, non-multicast MAC and non-IEEE reserved MAC addresses.

sap-id

Clears the specified lease state SAP information.

Platforms

All

15.28 leases

leases

Syntax

- leases [detail]**
- leases ip-address[/mask] address-from-user-db [detail]**
- leases ip-address[/mask] dhcp-host dhcp-host-name [detail]**
- leases ip-address[/mask] ppp-host ppp-host-name [detail]**
- leases ip-address[/mask] [detail]**

Context

[\[Tree\]](#) (show>router>dhcp>local-dhcp-server leases)

Full Context

show router dhcp local-dhcp-server leases

Description

This command displays the DHCP leases.

Parameters

ip-address

Specifies the base IP address of the subnet. This address must be unique within the subnet and specified in dotted decimal notation. Allowed values are IP addresses in the range 1.0.0.0 – 223.255.255.255 (with support of /31 subnets).

mask

The subnet mask in dotted decimal notation.

Values 0 to 32

address-from-user-db

Displays only leases that have IP addresses from the local-user-db.

dhcp-host-name

Shows the leases that match a certain DHCP host from the local-user-db.

ppp-host-name

Displays the leases that match a certain PPPoE host from the local-user-db.

detail

Displays detailed information of all leases that fall into the indicated subnet.

The command with no parameters shows all leases from the local-user-db.

Platforms

7450 ESS, 7750 SR, 7750 SR-a, 7750 SR-e, 7750 SR-s, VSR

Output

The following output is an example of lease information

Sample Output

```
*A:ALA-48>show>router>dhcp>local-dhcp-server# leases ip-address 10.0.0.4
=====
Leases for DHCP server test router Base
=====
IP Address      Lease State      Mac Address      Remaining Clnt
  PPPoE user name/Opt82 Circuit Id                    LifeTime  Type
-----
No leases found
*A:ALA-48>show>router>dhcp>local-dhcp-server#
```

Table 253: Leases Field Descriptions describes leases output fields.

Table 253: Leases Field Descriptions

Field	Description
IP Address	The IP address for the specified lease
Lease State	The lease state of the IP address
Mac Address	The MAC address of the lease
Remaining Lifetime	The remaining lifetime of the lease
Clnt Type	The address type
PPPoE user name	The PPPoE user name

Field	Description
Opt82	The option number that the DHCP server uses to send the identification strings to the PPPoE client
Circuit ID	The circuit ID from Option 82

leases

Syntax

leases [*ipv6-address/prefix-length*] [*type*] [*state*] [**detail**]

Context

[\[Tree\]](#) (show>router>dhcp6>local-dhcp-server leases)

Full Context

show router dhcp6 local-dhcp-server leases

Description

This command displays the DHCP6 leases.

Parameters

ipv6-address

Specifies the base IP address of the subnet. This address must be unique within the subnet and specified in dotted decimal notation. Allowed values are IP addresses in the range 1.0.0.0 – 223.255.255.255 (with support of /31 subnets).

mask

The subnet mask in dotted decimal notation.

Values 0 to 32

type

Displays the lease type.

Values pd, wan-host

state

Displays the state of the lease.

Values advertised, remove-pending, held

detail

Displays detailed information of all leases that fall into the indicated subnet.

The command with no parameters shows all leases from the local user database.

Platforms

7450 ESS, 7750 SR, 7750 SR-a, 7750 SR-e, 7750 SR-s, VSR

Output

The following output is an example of lease information.

Sample Output

```
show router 600 dhcp6 local-dhcp-server "d6" leases
=====
Leases for DHCPv6 server d6
=====
IP Address/Prefix          Lease State      Remaining      Fail
Link-local Address        LifeTime        Ctrl
-----
2001:AAAA::1/128
FE80::220:FCFF:FE1E:CD52  stable          23h58m52s    local
-----
1 leases found
=====
```

[Table 254: DHCP6 Lease Field Descriptions](#) describes DHCP6 lease fields.

Table 254: DHCP6 Lease Field Descriptions

Field	Description
IP Address/Prefix	The IP address and prefix of the lease
Link-local Address	The link local address of the lease
Lease State	The lease state of the lease
Remaining Lifetime	The remaining lifetime of the lease
Fail Ctrl	The type of failover control
No. leases found	The total number of leases

leases

Syntax

leases *ip-address[/mask]* [*state*]

leases all [*state*]

Context

[\[Tree\]](#) (clear>router>dhcp>server leases)

Full Context

clear router dhcp local-dhcp-server leases

Description

This command clears DHCP leases.

Parameters

ip-address[/mask]

Clears the specified IP address and mask.

state

Clears the state of the lease to be removed.

Values offered, stable, force-renew-pending, remove-pending, held, internal, internal-orphan, internal-held, sticky

Platforms

7450 ESS, 7750 SR, 7750 SR-a, 7750 SR-e, 7750 SR-s, VSR

leases

Syntax

leases [*ipv6-address/prefix-length*] [*type*] [*state*]

leases all [*type*] [*state*]

Context

[\[Tree\]](#) (clear>router>dhcp6>server leases)

Full Context

clear router dhcp6 local-dhcp-server leases

Description

This command removes the specified leases in the specified local DHCPv6 server.

Parameters

ipv6-address/prefix-length

Specifies the prefix of the leases to be removed.

type

Specifies the type of the lease to be removed.

Values pd, slaac, wan-host

state

Specifies the state of the lease to be removed.

Values advertised, remove-pending, held, internal, internal-orphan, internal-offered

all

Removes all leases of specified type or state.

Platforms

7450 ESS, 7750 SR, 7750 SR-a, 7750 SR-e, 7750 SR-s, VSR

15.29 lfa-coverage

lfa-coverage

Syntax

lfa-coverage

Context

[\[Tree\]](#) (show>router>isis lfa-coverage)

Full Context

show router isis lfa-coverage

Description

This command displays IS-IS LFA coverage information. This information corresponds to the backup next hops for prefixes and nodes written in RTM by the base LFA feature.

Platforms

All

Output

The following output is an example of LFA coverage information.

Sample Output

```
*A:SR# show router isis lfa-coverage
=====
Rtr Base ISIS Instance 0 LFA Coverage
=====
Topology      Level   Node      IPv4
-----
IPV4 Unicast  L1     4/4(100%) 826/826(100%)
IPV4 Unicast  L2     2/2(100%) 826/826(100%)
IPV6 Unicast  L1     3/3(100%) 0/0(0%)
IPV6 Unicast  L2     0/0(0%)   0/0(0%)
=====
*A:SR#

*A:SRR>config>router>isis# show router isis lfa-coverage
=====
LFA Coverage
=====
```

Topology	Level	Node	IPv4	IPv6
IPV4 Unicast	L1	3/4(75%)	1484/1975(75%)	0/0(0%)
IPV4 Unicast	L2	3/3(100%)	1484/1975(75%)	0/0(0%)

```
*A:SRR>config>router>isis#
```

lfa-coverage

Syntax

lfa-coverage

Context

[\[Tree\]](#) (show>router>ospf lfa-coverage)

[\[Tree\]](#) (show>router>ospf3 lfa-coverage)

Full Context

show router ospf lfa-coverage

show router ospf3 lfa-coverage

Description

This command displays OSPFv2 or OSPFv3 Loop-Free Alternate (LFA) next-hop information. This information corresponds to the backup next hops for prefixes and nodes written in RTM by the base LFA feature.

Platforms

All

Output

Sample Output

```
*A:Dut-A# show router ospf 1 lfa-coverage
=====
Rtr Base OSPFv2 Instance 1 LFA Coverage
=====
Area                Node                Prefix
-----
0.0.0.0             4/4(100%)          8/8(100%)
=====
*A:Dut-A#
```

```
*A:Dut-C>config>router>ospf3# show router ospf3 0 lfa-coverage
=====
Rtr Base OSPFv3 Instance 0 LFA Coverage
=====
Area                Node                Prefix
-----
0.0.0.1             1/3(33%)           9/27(33%)
=====
```

15.30 li

li

Syntax

li

Context

[\[Tree\]](#) (show li)

Full Context

show li

Description

This command displays Lawful Intercept (LI) information.

Platforms

All

li

Syntax

li

Context

[\[Tree\]](#) (clear li)

Full Context

clear li

Description

This command clears Lawful Intercept (LI) information.

Platforms

All

15.31 li-ip

li-ip

Syntax

li-ip [*li-filter-name*]

li-ip *li-filter-name* {**counters** | **associations**}

li-ip *li-filter-name* **entry** *entry-id* [**counters**]

Context

[\[Tree\]](#) (show>li>filter li-ip)

Full Context

show li filter li-ip

Description

This command displays LI mirror IPv4 address filter configuration and operation information.

Parameters

li-filter-name

Specifies the LI filter name, up to 32 characters.

entry-id

Specifies the LI filter entry.

Values 1 to 65535

counters

Specifies LI filter counter information.

associations

Specifies LI filter association information.

Platforms

All

li-ip

Syntax

li-ip *li-filter-name* [**entry** *entry-id*] [{ **ingress** | **egress**}]

Context

[\[Tree\]](#) (clear>li>filter li-ip)

Full Context

```
clear li filter li-ip
```

Description

This command clears LI mirror IPv4 address filter configuration and operation information.

Parameters

li-filter-name

Clears the LI filter name, up to 32 characters.

entry-id

Clears the LI filter entry.

Values 1 to 65535

Platforms

All

15.32 li-ipv6

li-ipv6

Syntax

```
li-ipv6 [li-filter-name]
```

```
li-ipv6 li-filter-name {counters | associations}
```

```
li-ipv6 li-filter-name entry entry-id [counters]
```

Context

[\[Tree\]](#) (show>li>filter li-ipv6)

Full Context

```
show li filter li-ipv6
```

Description

This command displays LI mirror IPv6 address filter configuration and operation information.

Parameters

li-filter-name

Specifies the LI filter name, up to 32 characters.

entry-id

Specifies the LI filter entry.

Values 1 to 65535

counters

Specifies LI filter counter information.

associations

Specifies LI filter association information.

Platforms

All

li-ipv6

Syntax

li-ipv6 *li-filter-name* [**entry** *entry-id*] [{ **ingress** | **egress**}]

Context

[\[Tree\]](#) (clear>li>filter li-ipv6)

Full Context

clear li filter li-ipv6

Description

This command clears LI mirror IPv6 address filter configuration and operation information.

Parameters

li-filter-name

Clears the LI filter name, up to 32 characters.

entry-id

Clears the LI filter entry.

Values 1 to 65535

Platforms

All

15.33 li-mac

li-mac

Syntax

li-mac [*li-filter-name*]

li-mac *li-filter-name* {**counters** | **associations**}

li-mac *li-filter-name* **entry** *entry-id* [**counters**]

Context

[\[Tree\]](#) (show>li>filter li-mac)

Full Context

show li filter li-mac

Description

This command displays LI mirror MAC address filter configuration and operation information.

Parameters

li-filter-name

Specifies the LI filter name, up to 32 characters.

entry-id

Specifies the LI filter entry.

Values 1 to 65535

counters

Specifies LI filter counter information.

associations

Specifies LI filter association information.

Platforms

All

li-mac

Syntax

li-mac *li-filter-name* [**entry** *entry-id*] [{ **ingress** | **egress**}]

Context

[\[Tree\]](#) (clear>li>filter li-mac)

Full Context

clear li filter li-mac

Description

This command clears LI mirror MAC address filter configuration and operation information.

Parameters

li-filter-name

Clears the LI filter name, up to 32 characters.

entry-id

Clears the LI filter entry.

Values 1 to 65535

Platforms

All

15.34 li-source

li-source

Syntax

li-source *service-id* [**acct-session-id** *session-id*]

Context

[\[Tree\]](#) (show>li li-source)

Full Context

show li li-source

Description

This command displays LI mirror configuration and operation information.

Parameters

service-id

Specifies the service ID.

Values 1 to 2147483647

session-id

Specifies the session ID, up to 22 characters.

Platforms

All

Output

The following output is an example of LI source information.

Sample Output

```
*A:sim138# show li li-source 2
=====
Mirror Service
=====
Service Id      : 2                Type       : Ether
Admin State    : Up                Oper State  : Up
Forwarding Class : be              Remote Sources: No
Slice          : 0
Destination SDP : 1000 (100.1.1.2)    Egress Label : 4000
Signaling      : None

-----
Local Sources
-----
Admin State    : Up

- IP Filter    1          Entry 1
=====
*A:sim138#
```

15.35 license

license

Syntax

license available-licenses

Context

[\[Tree\]](#) (show>system license)

Full Context

show system license

Description

Displays information related to the active license(s) within the system. This includes the license name, target UUID, target product, target SR OS release, and the start, end, and issue date of the license.

If the **available-licenses** attribute is included, then the information for each active license shall be displayed. The usual case for more than one license in a system is during an upgrade procedures when there needs to be both the originating and destination release licenses available in the system.

Parameters

available-licenses

Includes information for all licenses active in the system.

Platforms

All

Output

The following output is an example of license information.

Sample Output

```
*A:ExitLeaf-35# show system license
=====
Current License
=====
License status : monitoring, valid license record
Time remaining : 131 days 9 hours
-----
License name   : sr-regress@list.nokia.com
License uuid   : ab516e50-2413-44aa-9f7c-34b4e5b64d19
Machine uuid   : ab516e50-2413-44aa-9f7c-34b4e5b64d19
License desc   : 7xxx Platform
License prod   : 7xxx Platform
License sros   : TiMOS-[BC]-16.0.*
Current date   : FRI NOV 03 15:53:54 UTC 2017
Issue date    : FRI SEP 22 20:55:14 UTC 2017
Start date    : FRI SEP 15 00:00:00 UTC 2017
End date      : THU MAR 15 00:00:00 UTC 2018
-----
IOM Upgrades  : !cr-er                                     Entitlement 1
                : !er-he                                     1
                : !cr400g-cr1200g+                         1
                : !er400g-er1200g+                         1
                : !he400g-he1200g+                         1
                : !cr-er1200g+                               1
                : !er-he1200g+                               1
MDA Upgrades  : cr1200g-cr1600g                             1
                : cr1600g-cr2400g                             1
                : er1200g-er1600g                             1
                : er1600g-er2400g                             1
                : he1200g-he1600g                             1
                : he1600g-he2400g                             1
                : cr1200g-er1200g                             1
                : er1200g-he1200g                             1
                : cr1600g-er1600g                             1
                : er1600g-he1600g                             1
                : cr2400g-er2400g                             1
                : er2400g-he2400g                             1
                : !any2400g-2400g+                               1
                : !cr3600g-cr4800g                               1
                : !er3600g-er4800g                               1
                : !he3600g-he4800g                               1
                : !cr3600g-er3600g                             1
                : !er3600g-he3600g                             1
                : !cr4800g-er4800g                             1
                : !er4800g-he4800g                             1
                : !any3600g-3600gdd                             1
                : !any4800g-4800g+                               1
-----
! - indicates license not applicable to system
```

15.36 license-statistics

license-statistics

Syntax

license-statistics

Context

[\[Tree\]](#) (show>system license-statistics)

Full Context

show system license-statistics

Description

Commands in this context display application license statistics.

Platforms

VSR

15.37 licensing

licensing

Syntax

licensing *port-id*

licensing audit [monitored]

licensing entitlements

Context

[\[Tree\]](#) (show licensing)

Full Context

show licensing

Description

This command displays information related to the active application licenses on the system. The licenses are either monitored RTUs or entitlement ASLs, both of which cover features and scale in use in the SR OS system.

For monitored RTUs, there is a legal requirement to purchase the RTU parts to cover the administrative enabling of the related features and scale; however, the SR OS does not block the activation or scale of the feature.

For entitlement ASLs, feature activation on the SR OS system requires the installation of the ASL via the license-file mechanism before the related feature can be enabled. See the *7750 SR and 7950 XRS Pay-as-You-Grow Licensing Reference Guide* for more information.

When the **audit** keyword is used, the display shows all the monitored RTUs and entitlement ASLs of the node. Using the optional **monitored** keyword together with **audit** restricts the display to only the monitored RTUs.

When the **entitlements** keyword is used, the display shows all the entitlements in the active licenses in the system, the type of license, the quantity of POOL licenses, and the number of each that is in use or available for use.

Parameters

audit

Specifies that the state of all features covered by licenses is displayed.

monitored

Specifies that only the monitored RTUs are included in the audit display.

entitlements

Specifies that the number of instances allowed by the active license is displayed.

port-id

Specifies the port identifier in the format *slot[/mda[/connector[/port]]]*.

<i>slot</i>	1 to 10
<i>mda</i>	1 to 2
<i>connector</i>	c1 to c36
<i>port</i>	1 to 10

Platforms

7450 ESS, 7750 SR, 7750 SR-a, 7750 SR-e, 7750 SR-s, 7950 XRS

Output

The following are examples of the **show licensing** command output and the corresponding tables describe the output fields:

- [Sample Output: show licensing](#); [Output Fields Table 255: Output Fields: Show Licensing](#)
- [Sample Output: show licensing audit](#); [Output Fields Table 256: Output Fields: Show Licensing Audit](#)
- [Sample Output: show licensing entitlements](#); [Output Fields Table 257: Output Fields: Show Licensing entitlement](#)

Sample Output: show licensing

```
# show licensing 2/1
=====
Connector          MAC   Licensed  Restrictions
```


2/1/c1	1	Yes	400 Gbps per MAC Chip
2/1/c2	1	Yes	400 Gbps per MAC Chip
2/1/c3	1	Yes	400 Gbps per MAC Chip
2/1/c4	2	Yes	400 Gbps per MAC Chip
2/1/c5	2	Yes	400 Gbps per MAC Chip
2/1/c6	2	Yes	400 Gbps per MAC Chip
2/1/c7	3	Yes	400 Gbps per MAC Chip
2/1/c8	3	Yes	400 Gbps per MAC Chip
2/1/c9	3	Yes	400 Gbps per MAC Chip
2/1/c10	4	Yes	400 Gbps per MAC Chip
2/1/c11	4	Yes	400 Gbps per MAC Chip
2/1/c12	4	Yes	400 Gbps per MAC Chip
2/1/c13	5	Yes	400 Gbps per MAC Chip
2/1/c14	5	Yes	400 Gbps per MAC Chip
2/1/c15	5	Yes	400 Gbps per MAC Chip
2/1/c16	6	Yes	400 Gbps per MAC Chip
2/1/c17	6	Yes	400 Gbps per MAC Chip
2/1/c18	6	Yes	400 Gbps per MAC Chip
2/1/c19	7	Yes	400 Gbps per MAC Chip
2/1/c20	7	Yes	400 Gbps per MAC Chip
2/1/c21	7	Yes	400 Gbps per MAC Chip
2/1/c22	8	Yes	400 Gbps per MAC Chip
2/1/c23	8	Yes	400 Gbps per MAC Chip
2/1/c24	8	Yes	400 Gbps per MAC Chip
2/1/c25	9	Yes	400 Gbps per MAC Chip
2/1/c26	9	Yes	400 Gbps per MAC Chip
2/1/c27	9	Yes	400 Gbps per MAC Chip
2/1/c28	10	Yes	400 Gbps per MAC Chip
2/1/c29	10	Yes	400 Gbps per MAC Chip
2/1/c30	10	Yes	400 Gbps per MAC Chip
2/1/c31	11	Yes	400 Gbps per MAC Chip
2/1/c32	11	Yes	400 Gbps per MAC Chip
2/1/c33	11	Yes	400 Gbps per MAC Chip

Output Fields

Table 255: Output Fields: Show Licensing describes the output fields for the **show licensing** command.

Table 255: Output Fields: Show Licensing

Label	Description
Connector	The identity of connector for the license limits.
MAC	The index of the MAC on the card or MDA to which the connector is attached.
Licensed	Whether or not the connector is licensed. Yes — the connector is included in the licensed level of the card or MDA and may be configured for a breakout. Other rules may apply as described in the restrictions field. No — this connector is not included in the licensed level of the card or MDA and it cannot be configured for breakout.
Restrictions	Additional license rules that may apply to the use of the connector, for example, bandwidth limits to the set of connectors on the same MAC.

Sample Output: show licensing audit

```
# show licensing audit
=====
License                               Current    Current    Previous
Allocated                               Max        24 Hr Max
-----
IOM Upgrades
cr-er400g+                             0          0          0
cr-er800g+                             0          0          0
er-he400g+                             0          0          0
er-he800g+                             0          0          0
cr-er1200g+                            0          0          0
er-he1200g+                            0          0          0
cr400g-cr800g+                         0          0          0
er400g-er800g+                         0          0          0
he400g-he800g+                         0          0          0
cr400g-cr1200g+                        0          0          0
cr800g-cr1200g+                        0          0          0
er400g-er1200g+                        0          0          0
er800g-er1200g+                        0          0          0
he400g-he1200g+                        0          0          0
he800g-he1200g+                        0          0          0
Port Licenses
7x50 SR/XRS Port 1GE                   6          6          6
7x50 SR/XRS Port 10GE                  12         12         12
7x50 SR/XRS Port 25GE                   0          0          0
7x50 SR/XRS Port 40GE                   0          0          0
7x50 SR/XRS Port 50GE                   0          0          0
7x50 SR/XRS Port 100GE                  4          4          4
7x50 SR/XRS Port 400GE                  0          0          0
=====
Last 24 Hr Interval Ended: 09/24/2020 18:14:03
```

Output Fields

[Table 256: Output Fields: Show Licensing Audit](#) describes the output fields for the **show licensing audit** command.

Table 256: Output Fields: Show Licensing Audit

Label	Description
License	The name of the entitlement ASL or the monitored RTU, grouped by category
Current Allocated	The number of instances of the license that are currently in use
Current Max	The maximum number of instances of the license that were recorded as in use within the current 24-hour monitoring period
Previous 24 Hr Max	The maximum number of instances of the license that were recorded in the previous full 24-hour monitoring period; shows as "n/a" if it has been less than 24 hours since startup
Last 24 Hr Interval Ended	Indicates the end time of the last 24-hour monitoring period; not displayed if it is less than 24 hours since startup

Sample Output: show licensing entitlements

```
# show licensing entitlements
=====
License                               Available    In-Use      State
-----
MDA Upgrades
  cr1200g-cr1600g                      1           0          VALID
  cr1200g-er1200g                      2           0          VALID
  cr1600g-cr2400g                      1           0          VALID
  cr1600g-er1600g                      0           2          VALID
  cr2400g-er2400g                      1           0          VALID
  er1200g-er1600g                      1           0          VALID
  er1200g-he1200g                      1           0          VALID
  er1600g-er2400g                      4           0          VALID
  er1600g-he1600g                      1           0          VALID
  er2400g-he2400g                      1           0          VALID
  he1200g-he1600g                      1           0          VALID
  he1600g-he2400g                      1           0          VALID
=====
*
```

Output Fields

Table 257: Output Fields: Show Licensing entitlement describes the output fields for the **show licensing entitlement** command.

Table 257: Output Fields: Show Licensing entitlement

Label	Description
License	The description of the license
Available	The number of instances that are not currently being used. "License err" if in use is greater than the number of the allowed entitlements.
In-Use	The number of instances that are currently being used.
State	Indicates the state of the license as: <ul style="list-style-type: none"> VALID — license can be used in the node. VIOLATION — license is in use but not covered by the currently activated license key file.

15.38 link

link

Syntax

link

Context

[\[Tree\]](#) (show>router>bgp>routes>bgp-ls link)

Full Context

show router bgp routes bgp-ls link

Description

This command displays BGP-LS NLRIs for link types.

Platforms

All

15.39 link-check

link-check

Syntax

link-check

Context

[\[Tree\]](#) (tools>perform>chassis link-check)

Full Context

tools perform chassis link-check

Description

This command checks the connection between an XCM and XMA cards on a SR-2/7/14s chassis. The function checks the connection between all XCM and XMA cards present in the system and outputs one of the following for each XMA:

- OK — the connection is good and no action is required
- NOK — the connection is suspect, re-seat the XMA to determine if this corrects the issue. If this issue persists, contact Nokia support.

Platforms

7750 SR-1s, 7750 SR-2s, 7750 SR-7s, 7750 SR-14s

15.40 link-group-member-status

link-group-member-status

Syntax

link-group-member-status *name* [**level** *level*]

Context

[\[Tree\]](#) (show>router>isis link-group-member-status)

Full Context

show router isis link-group-member-status

Description

This command displays IS-IS link-group-member status.

Parameters

name

Up to 32 characters.

level

Specifies the interface level (1, 2, or 1 and 2).

Platforms

All

Output

The following output is an example of link group member status information.

Sample Output

```
A:cses-V94# show router isis link-group-member-status
- link-group-member-status <name> [level <level>]

<name>           : [32 chars max]
<level>          : 1|2

A:cses-V94# show router isis link-group-member-status "toDutB"

=====
Rtr Base ISIS Instance 0 Link-Group Member
=====
Link-group      I/F name          Level   State
-----
toDutB          ip-10.10.12.3     L1      Up
toDutB          ip-10.10.3.3      L1      Up
toDutB          ip-10.10.12.3     L2      Up
toDutB          ip-10.10.3.3      L2      Up
-----
Legend: BER = bitErrorRate
=====
A:cses-V94#
```

15.41 link-group-status

link-group-status

Syntax

link-group-status *name* [**level** *level*]

Context

[\[Tree\]](#) (show>router>isis link-group-status)

Full Context

show router isis link-group-status

Description

This command displays IS-IS link-group status.

Parameters

name

Specifies the link-group name.

level

Specifies the interface level (1, 2, or 1 and 2).

Platforms

All

Output

The following output is an example of link group status.

Sample Output

```
A:cses-V94# show router isis link-group-status
=====
Rtr Base ISIS Instance 0 Link-Group Status
=====
Link-group           Mbrs   Oper   Revert Active Level  State
                    Mbr    Mbr    Mbr    Mbr
-----
toDutB                2     2     2     2     L1   normal
toDutB                2     2     2     2     L2   normal
toDutE                2     2     2     2     L1   normal
toDutE                2     2     2     2     L2   normal
=====
A:cses-V94#
```

15.42 link-map-profile

link-map-profile

Syntax

link-map-profile *link-map-profile*

Context

[\[Tree\]](#) (show>lag link-map-profile)

Full Context

show lag link-map-profile

Description

This command displays LAG link map profile information.

Parameters

link-map-profile

Displays information about a specified LAG link map profile.

Values	1 to 32 (VSR)
	1 to 64 (all other platforms)

Platforms

All

15.43 link-measurement

link-measurement

Syntax

link-measurement

Context

[\[Tree\]](#) (show>test-oam link-measurement)

Full Context

show test-oam link-measurement

Description

Commands in this context display link measurement template information.

Platforms

7450 ESS, 7750 SR, 7750 SR-a, 7750 SR-e, 7750 SR-s, 7950 XRS

15.44 lldp

lldp

Syntax

lldp

lldp neighbor

Context

[\[Tree\]](#) (show>system lldp)

Full Context

show system lldp

Description

This command displays local Link Layer Discovery Protocol (LLDP) information at the system level. This includes an option to display summary information for all known peers.

Parameters

neighbor

Displays all LLDP neighbor information.

Platforms

All

Output

The following output is an example of local LLDP information.

Sample Output: show system lldp

```
show system lldp
=====
LLDP Configuration
=====
Transmit Interval      : 30
Hold Multiplier       : 4
Reinit Delay          : 2
Notification Interval : 5
Tx Credit Max         : 5
```



```

Message Fast Tx      : 1
Message Fast Tx Init : 4
Admin Enabled       : True

-----
LLDP System Information
-----
Chassis Id Subtype  : 4
Chassis Id          : d8:1f:ff:00:00:00
System Name         : cses-V31
System Description  : TiMOS-B-0.0.I4269 both/i386 Nokia 7750 SR Copyright
                    : (c) 2000-2016 Nokia.
                    : All rights reserved. All use subject to applicable
                    : license agreements.
                    : Built on Wed Dec 3 19:14:27 PST 2014 by builder in /
                    : rel0.0/I4269/panos/main
Capabilities Supported : bridge router
Capabilities Enabled  : bridge router

-----
LLDP Destination Addresses
-----
Index 1             : 01:80:c2:00:00:0e
Index 2             : 01:80:c2:00:00:03
Index 3             : 01:80:c2:00:00:00

-----
LLDP Remote Statistics
-----
Last Change Time   : 12/08/2014 21:34:48
Rem Table Inserts  : 10
Rem Table Deletes  : 1
Rem Table Drops    : 0
Rem Table Ageouts  : 3

-----
LLDP System Management Addresses
-----
Address SubType    : 1 (IPv4)
Address            : 10.1.1.31
Address If SubType : 2
Address If Id      : 1
Address OID        : .1.3.6.1.4.1.6527.1.3.3
Address SubType    : 2 (IPv6)
Address            : 2001:db8:dead:beef::31
Address If SubType : 2
Address If Id      : 1
Address OID        : .1.3.6.1.4.1.6527.1.3.3

=====
show system lldp neighbor

Link Layer Discovery Protocol (LLDP) System Information
=====
NB = nearest-bridge  NTPMR = nearest-non-tpmr  NC = nearest-customer
=====
Lcl Port  Scope  Remote Chassis ID  Index  Remote Port  Remote System Name
-----
1/1/4     NB     D8:1D:FF:00:00:00  1      1/1/5        cses-v29
1/1/6     NB     D8:1D:FF:00:00:00  2      1/1/7        cses-v29
1/2/2     NB     D8:1F:FF:00:00:00  3      1/1/1        cses-v31
1/2/1     NB     D8:1E:FF:00:00:00  4      1/1/1        cses-v30
1/2/3     NB     D8:20:FF:00:00:00  5      1/1/1        cses-v32
  
```

```
1/2/4    NB    D8:21:FF:00:00:00    6    1/1/1    cses-V33
=====
Number of neighbors : 6
```

lldp

Syntax

lldp [**neighbor**]

Context

[\[Tree\]](#) (show>system lldp)

Full Context

show system lldp

Description

This command displays neighbor information for all configured ports without having to specify each individual port ID.

Parameters

neighbor

Displays LLDP neighbor information.

Platforms

All

Output

The following is an example of LLDP neighbor information.

Sample Output

```
*A:Dut-C# show system lldp neighbor
Link Layer Discovery Protocol (LLDP) System Information
=====
NB = nearest-bridge    NTMPR = nearest-non-tpmr    NC = nearest-customer
=====
Port      Scope  Chassis ID           Index  Port ID  System Name
-----
1/1/1     NB     16:2f:ff:00:00:00    1      35717120  Dut-A
2/1/2     NB     16:34:ff:00:00:00    1      35782656  Dut-D
2/1/1     NB     16:36:ff:00:00:00    2      35684352  Dut-E
1/1/2     NB     16:30:ff:00:00:00    2      35749888  Dut-B
1/1/3     NB     16:30:ff:00:00:00    3      35782656  Dut-B
2/1/3     NB     16:30:ff:00:00:00    3      35815424  Dut-B
=====
Number of neighbors : 6
*A:Dut-C#

A:GHR-API# show system lldp neighbor
Link Layer Discovery Protocol (LLDP) System Information
```

```

=====
NB = nearest-bridge   NTMPR = nearest-non-tpmr   NC = nearest-customer
=====
Port      Scope  Chassis ID          Index  Port ID  System Name
-----
1/1/6     NTPMR  00:21:05:1b:bc:17   1      36044800  RXI-AMI
1/1/8     NTPMR  00:21:06:6d:bd:53   2      36110336  YOY-WOW
1/1/9     NTPMR  00:21:08:2b:ab:81   3      36143104  FRI-MON
=====
Number of neighbors : 3
  
```

lldp

Syntax

lldp [**bridge-mac**] [**remote-info**] [**detail**]

Context

[\[Tree\]](#) (show>port>ethernet lldp)

Full Context

show port ethernet lldp

Description

This command displays LLDP information.

Parameters

bridge-mac

Specifies a keyword to filter the output.

remote-info

Displays remote information on the bridge MAC.

detail

Displays detailed information.

Platforms

All

15.45 Imm

Imm

Syntax

Imm [**interval** *seconds*] [**repeat** *repeat*] [**absolute** | **rate**]

Context

[\[Tree\]](#) (monitor>oam-pm>session lmm)

Full Context

monitor oam-pm session lmm

Description

This command monitors the Ethernet Loss Measurement Message (LMM) statistics for the specified test's raw measurement interval.

Parameters

seconds

Specifies the time interval, in seconds.

Values 3 to 60

Default 10

repeat

Specifies the number of times the command is repeated.

Values 1 to 999

Default 10

absolute

Specifies that the raw statistics are displayed, without processing. No calculations are performed on the delta or rate statistics.

rate

Specifies that the rate-per-second is displayed.

Default delta

Platforms

All

lmm

Syntax

lmm

Context

[\[Tree\]](#) (show>oam-pm>stats>session lmm)

Full Context

show oam-pm statistics session lmm

Description

This command selects the session's Ethernet LMM test for the statistical display.

Platforms

All

15.46 Imp

Imp

Syntax

Imp

Context

[\[Tree\]](#) (clear>router Imp)

Full Context

clear router Imp

Description

Commands in this context clear Link Management Protocol (LMP) statistics.

Platforms

7750 SR, 7750 SR-a, 7750 SR-e, 7750 SR-s, 7950 XRS

Imp

Syntax

Imp

Context

[\[Tree\]](#) (show>router Imp)

Full Context

show router Imp

Description

This command displays LMP information.

Platforms

7750 SR, 7750 SR-a, 7750 SR-e, 7750 SR-s, 7950 XRS

Imp

Syntax

Imp

Context

[\[Tree\]](#) (tools>dump>router Imp)

Full Context

tools dump router Imp

Description

This command dumps LMP information.

Platforms

7750 SR, 7750 SR-a, 7750 SR-e, 7750 SR-s, 7950 XRS

15.47 Ins-group

Ins-group

Syntax

Ins-group *Ins-group-id* [**associations**]

Ins-group *Ins-group-id* **statistics** **esa-vm** *vapp-id*

Ins-group [*Ins-group-id*] **esa-vm**

Ins-group *Ins-group-id* **mda** *mda-id* **statistics**

Ins-group [*Ins-group-id*] **mda**

Ins-group

Context

[\[Tree\]](#) (show>isa Ins-group)

Full Context

show isa lns-group

Description

This command shows information such as the number of ESAs provisioned and in service, the LNS group operational status, and the number of L2TP sessions and ESA VM associated to the LNS group, as well as the detailed statistics of the ESA VM in relation to the LNS group.

Parameters

lns-group-id

Specifies the LNS group identifier.

Values 1 to 4

associations

Displays information associated with the LNS group in the ISA context.

statistics

Displays statistics information.

mda-id

Specifies the ESA and VM identifying an LNS group.

Values	<i>mda-id:</i>	<i>slot/mda</i>	
		slot	1 to 10
		<i>mda</i>	1 to 2

vapp-id

Specifies the ESA and VM identifying an LNS group.

Values	<i>vapp-id:</i>	<i>esa-id/vm-id</i>	
		<i>esa-id</i>	1 to 16
		<i>vm-id</i>	1 to 4

Platforms

7450 ESS, 7750 SR, 7750 SR-e, 7750 SR-s, VSR

Output

The following outputs are examples of the number of ESAs provisioned, the LNS group information status, and the statistics of the ESA VM in relation to the LNS group.

Sample Output

```
*A:LNS# show isa lns-group esa-vm
=====
ISA LNS group ESA-VM's
```

```

=====
Group ESA-VM   State      Sessions
-----
1      1/1      inService  15290
2      2/1      inService  15761
3      1/2      inService  14413
4      2/2      inService  14533
-----
No. of ESA-VM's: 4
=====
  
```

Sample Output

```

*A:Dut-C# show isa lns-group 1 esa-vm
=====
ISA LNS Group 1 ESA-VM's
=====
Group ESA-VM   State      Sessions
-----
1      1/1      inService  15290
-----
No. of ESA-VM's: 1
=====
  
```

Sample Output

```

*A:Dut-C# show isa lns-group 1 esa-vm 1/1 statistics
=====
ISA LNS Group 1 ESA-VM 1/1 statistics
=====
upstream PPP control forwarded to CPM           : 49147
upstream PPP forwarded to PPPoX                 : 2176118
upstream LCP Echo Rep                           : 2176113
downstream forwarded to L2TP                     : 62444564
downstream LCP Echo Req                         : 2210467
=====
  
```

lns-group

Syntax

lns-group *lns-group-id* **statistics** **esa-vm** *vapp-id*

lns-group *lns-group-id* **mda** *mda-id* **statistics**

Context

[\[Tree\]](#) (clear>isa lns-group)

Full Context

clear isa lns-group

Description

This command clears the statistics for the identified VM within the specified LNS group.

Parameters

Ins-group-id

Specifies the LNS group identifier.

Values 1 to 4

statistics

Displays statistics information.

mda-id

Specifies the ESA and VM identifying an LNS group.

Values	<i>mda-id:</i>	<i>slot/mda</i>	
		slot	1 to 10
		<i>mda</i>	1 to 2

vapp-id

Specifies the ESA and VM identifying an LNS group.

Values	<i>vapp-id:</i>	<i>esa-id/vm-id</i>	
		<i>esa-id</i>	1 to 16
		<i>vm-id</i>	1 to 4

Platforms

7450 ESS, 7750 SR, 7750 SR-e, 7750 SR-s, VSR

15.48 load-balance

load-balance

Syntax

load-balance lag-id *lag-id* [**class** {1 | 2 | 3}]

Context

[\[Tree\]](#) (tools>perform>lag load-balance)

Full Context

tools perform lag load-balance

Description

Load balance specified LAG's links when per-link-hash weighted is deployed. Load balancing can be per specified class or on all classes if no class is specified.

Parameters

lag-id

Specifies the LAG ID.

Values 1 to 800

class

Specifies the class.

Values 1, 2, 3

Platforms

All

load-balance

Syntax

load-balance [**service** *service-id*]

Context

[\[Tree\]](#) (tools>perform>app-assure>group load-balance)

Full Context

tools perform application-assurance group load-balance

Description

This command rebalances AA subscribers between ISAs within a group, in case imbalance occurs such as with the addition of new cards.

Parameters

service service-id

Specifies the service

Values 1 to 2147483648

Platforms

7450 ESS, 7750 SR, 7750 SR-e, 7750 SR-s, VSR

15.49 load-balancing-alg

load-balancing-alg

Syntax

load-balancing-alg [detail]

Context

[\[Tree\]](#) (show>system load-balancing-alg)

Full Context

show system load-balancing-alg

Description

This command displays system load balancing settings.

Parameters

detail

Displays port settings.

Platforms

All

Output

The following output is an example of load balancing information.

Sample Output

```
*A:bkvm15# show system load-balancing-alg
=====
System-wide Load Balancing Algorithms
=====
L4 Load Balancing           : exclude-L4
LSR Load Balancing          : lbl-ip-l4-teid
System IP Load Balancing    : disabled
Multicast Enhanced Load Balancing : disabled
Service ID LAG Hashing     : disabled
=====
*A:bkvm15#
```

15.50 local-bfd-discrim

local-bfd-discrim

Syntax

local-bfd-discrim *bfd-discriminator*

Context

[\[Tree\]](#) (tools>dump>router>lsp-bfd local-bfd-discrim)

Full Context

tools dump router lsp-bfd local-bfd-discrim

Description

This command displays information for the BFD-on-LSP session with a specified local discriminator.

Parameters

bfd-discriminator

Specifies the BFD discriminator.

Values to 4294967295

Platforms

All

15.51 local-dhcp-db

local-dhcp-db

Syntax

local-user-db *local-user-db-name*

Context

[\[Tree\]](#) (tools>perform>subscr-mgmt>local-user-db local-dhcp-db)

Full Context

tools perform subscriber-mgmt local-user-db local-dhcp-db

Description

This command enables tools to control the local user database.

Parameters

local-user-db-name

Specifies the name of a local user database.

Platforms

7450 ESS, 7750 SR, 7750 SR-a, 7750 SR-e, 7750 SR-s, VSR

15.52 local-dhcp-server

local-dhcp-server

Syntax

local-dhcp-server *server-name*

Context

[Tree] (show>router>dhcp6 local-dhcp-server)

[Tree] (show>router>dhcp local-dhcp-server)

Full Context

show router dhcp6 local-dhcp-server

show router dhcp local-dhcp-server

Description

This command displays local DHCP or DHCP6 server information.

Parameters

server-name

Specifies information about the local DHCP server.

Platforms

7450 ESS, 7750 SR, 7750 SR-a, 7750 SR-e, 7750 SR-s, VSR

local-dhcp-server

Syntax

local-dhcp-server *server-name*

Context

[Tree] (clear>router>dhcp6 local-dhcp-server)

[Tree] (clear>router>dhcp local-dhcp-server)

Full Context

```
clear router dhcp6 local-dhcp-server  
clear router dhcp local-dhcp-server
```

Description

This command clears DHCP server data.

Parameters

server-name

Clears data for the specified local DHCP server.

Platforms

7450 ESS, 7750 SR, 7750 SR-a, 7750 SR-e, 7750 SR-s, VSR

local-dhcp-server

Syntax

```
local-dhcp-server server-name
```

Context

[\[Tree\]](#) (tools>perform>router>dhcp6 local-dhcp-server)

[\[Tree\]](#) (tools>perform>router>dhcp local-dhcp-server)

Full Context

```
tools perform router dhcp6 local-dhcp-server  
tools perform router dhcp local-dhcp-server
```

Description

This command enables tools to control the local DHCP server.

Parameters

server-name

Specifies the name of the local DHCP server.

Platforms

7450 ESS, 7750 SR, 7750 SR-a, 7750 SR-e, 7750 SR-s, VSR

15.53 local-forward

local-forward

Syntax

local-forward [*local-forward-id*]

Context

[Tree] (show>system>satellite local-forward)

Full Context

show system satellite local-forward

Description

This command displays satellite local forward services information.

Parameters

local-forward-id

Specifies the local forward ID.

Values 1 to 10240

Platforms

7450 ESS, 7750 SR, 7750 SR-a, 7750 SR-e, 7750 SR-s, 7950 XRS

local-forward

Syntax

local-forward

Context

[Tree] (show>system>satellite>eth-sat local-forward)

Full Context

show system satellite eth-sat local-forward

Description

This command displays information for Ethernet satellite local forward services.

Platforms

7450 ESS, 7750 SR, 7750 SR-a, 7750 SR-e, 7750 SR-s, 7950 XRS

15.54 local-sid

local-sid

Syntax

```
local-sid [ipv6-address] [/prefix-length] [locator locator-name] [longer] [end] [end-x] [end-dt4] [end-dt6]  
[end-dt46] [end-dx2] [context context] [end-dt2u] [end-dt2m]
```

Context

[Tree] (show>router>srv6 local-sid)

Full Context

```
show router segment-routing-v6 local-sid
```

Description

This command displays SRv6 local-SID information.

Parameters

ipv6-address

Specifies the IPv6 address.

Values x:x:x:x:x:x:x (eight 16-bit pieces)
 x:x:x:x:x:d.d.d.d
 x - [0 to FFFF]H
 d - [0 to 255]D

locator-name

Specifies the locator name, up to 64 characters.

longer

Displays the specified route and subsets of the route.

end

Displays the End SID function of a locator.

end-x

Displays the End.X SID function associated with a P2P interface.

end-dt4

Displays the End.DT4 function associated with the Base routing instance.

end-dt6

Displays the End.DT6 function associated with the Base routing instance.

end-dt46

Displays the End.DT46 function associated with the Base routing instance.

end-dx2

Displays the End.DX2 function associated with the SRv6 instance in the service.

context

Specifies the router context.

Values *vprn-svc-name* | 'Base' | *vprn-svc-id*

end-dt2u

Displays the End.DT2U function associated with the SRv6 instance in the service.

end-dt2m

Displays the End.DT2M function associated with the SRv6 instance in the service.

Platforms

7450 ESS, 7750 SR, 7750 SR-s, 7950 XRS, VSR

Output

The following output is an example of local SID information

Sample Output

```
*A:Dut-B# show router segment-routing-v6 local-sid
=====
Segment Routing v6 Local SIDs
=====
SID                                     Type      Function
Locator
Context
-----
2222:2:2:2:0:1::                        End.DT2M   1
  dutB_L1
  SvcId: 1 Name: VPLS1
2222:2:2:2:0:2::                        End.DT2M   2
  dutB_L1
  SvcId: 2 Name: VPLS2
2222:2:2:2:0:3::                        End.DX2    3
  dutB_L1
  SvcId: 3 Name: EPIPE3
2222:2:2:2:0:4::                        End.DX2    4
  dutB_L1
  SvcId: 4 Name: EPIPE4
2222:2:2:2:0:c351::                    End.DT2U   50001
  dutB_L1
  SvcId: 1 Name: VPLS1
2222:2:2:2:0:c352::                    End.DT2U   50002
  dutB_L1
  SvcId: 2 Name: VPLS2
2222:2:2:2:1:86a0::                    End        100000
  dutB_L1
  Base
-----
SIDs : 7
=====
```

Table 258: Local SID Field Descriptions describes local SID output fields.

Table 258: Local SID Field Descriptions

Field	Description
SID	The segment ID
Locator	The locator name
Context	The context of the SID
Type	The type of SRv6 behavior
Function	The function value
SIDs	The total number of SIDs

15.55 local-tx-pdu

local-tx-pdu

Syntax

local-tx-pdu [**domain** *md-index*] [**association** *ma-index*] [**mep** *mep-id*]

Context

[\[Tree\]](#) (show>eth-cfm local-tx-pdu)

Full Context

show eth-cfm local-tx-pdu

Description

This command displays the transmission for ETH-CC, ETH-AIS, and ETH-CFM Grace (ETH-VSM or ETH-ED) using a character representation for each protocol per MEP. ETH-CC is expanded to include columns for RDI, Port Status TLV, and Interface Status TLV. The additional ETH-CC columns represent the actual transmitting value of the TLV, or "Absent" if not present in the ETH-CC PDU. These additional ETH-CC columns are represented with a series of dashes if the ETH-CC column under the TxPDU is a dash ("-") or "c".

The optional parameters are treated as independent and cumulative filters that are combined to refine the output. Rows in the output are populated for matches against all specified filters. Omitting all optional parameters produces output that includes all MEPs.

Parameters

md-index

Specifies the MD index.

Values 1 to 4294967295

ma-index

Specifies the MA index.

Values 1 to 4294967295

mep-id

Specifies the local MEP ID.

Values 1 to 8191

Platforms

7450 ESS, 7750 SR, 7750 SR-a, 7750 SR-e, 7750 SR-s, 7950 XRS

Output

The following is an example of local PDU transmission information. [Table 259: Local PDU Transmission Field Descriptions](#) describes the local PDU transmission fields.

Sample Output

```

show eth-cfm local-tx-pdu
=====
Transmission PDU Type Legend:
C = CCM, c = CCM tx suppressed, A = AIS, a = AIS pending,
G = ETH-VSM Grace, E = ETH-ED
=====
Eth-CFM Local Transmit PDU Information
=====
MdIndex   MaIndex   MepId SrcMacAddress   TxRdi PortTLV IfTLV TxPdu
-----
10         1         28    d8:1c:01:01:00:01 -----
12         1         28    00:00:00:00:00:28 False Absent Absent C--
12         4000      28    00:00:00:00:00:28 False Absent Absent C--
12         4001      28    00:00:00:00:00:28 False Absent Absent C--
12         5001      28    d8:1c:01:02:00:01 -----
13         1000      28    00:00:00:00:00:28 True  Up      Up      C--
13         1500      28    00:00:00:00:00:28 False Up      Up      C--
13         2000      28    00:00:00:00:00:28 False Absent Absent C--
13         2000      128   d8:1c:01:02:00:01 -----
13         2002      28    00:00:00:00:00:28 False Up      Up      C--
13         3000      28    00:00:00:00:00:28 True  Absent Absent C--
13         4000      28    00:00:00:00:00:28 False Up      Up      C--
13         4001      28    00:00:00:00:00:28 False Up      Up      C--
14         100       28    00:00:00:00:00:28 False Absent Absent C--
14         1000      28    d8:1c:ff:00:00:00 -----
14         4001      28    00:00:00:00:00:28 False Absent Absent C--
=====
  
```

Table 259: Local PDU Transmission Field Descriptions

Label	Description
MdIndex	The local MEP domain index
MaIndex	The local MEP association index

Label	Description
MepId	The local MEP identifier
SrcMacAddress	The local MEP source MAC address
TxRdi	The RDI value
PortTLV	The Port Status TLV value
IftLV	The Interface Status TLV value
TxPDU	The transmission, summarized in three single-character columns. The left column displays ETH-CC, the middle column displays ETH-AIS, and the right column displays ETH-CFM Grace (ETH-VSM or ETH-ED). For ETH-AIS, "A" is displayed when a facility MEP has determined that the AIS state is active, regardless of interaction, linkages, or active transmission of associated MEPs.

15.56 local-user-db

local-user-db

Syntax

local-user-db *local-user-db-name* **association** [dhcp] [ppp] [l2tp] [ipoe-session-policy] [radius] [pppoe] [dhcp6] [capture-sap] [rtr-solicit] [wpp] [ipoe]

local-user-db *local-user-db-name* **ipoe-all-hosts**

local-user-db *local-user-db-name* **ipoe-host** *ipoe-host-name*

local-user-db *local-user-db-name* **ipoe-unmatched-hosts**

local-user-db [*local-user-db-name*]

local-user-db *local-user-db-name* **pppoe-all-hosts**

local-user-db *local-user-db-name* **pppoe-host** *pppoe-host-name*

local-user-db *local-user-db-name* **pppoe-unmatched-hosts**

Context

[\[Tree\]](#) (show>subscr-mgmt local-user-db)

Full Context

show subscriber-mgmt local-user-db

Description

This command displays local user database information.

Parameters

local-user-db-name

Specifies the name of a local user database up to 32 characters.

association

Displays entities associated with the specified local user database.

dhcp

Displays DHCP information.

ppp

Displays PPP information.

l2tp

Displays L2TP information.

radius

Displays RADIUS information.

pppoe

Displays PPPoE information.

dhcp6

Displays DHCP6 information.

capture-sap

Displays capture SAP information.

rt-solicit

Displays RT solicit information.

wpp

Displays WPP information.

ipoe

Displays IPoE information.

ipoe-all-hosts

Displays IPoE all hosts information.

ipoe-host-name

Displays IPoE host name information.

ipoe-unmatched-hosts

Displays IPoE unmatched hosts information.

ppp-all-hosts

Displays information about PPP all hosts.

pppoe-hosts

Displays information about PPPoE hosts.

pppoe-unmatched-hosts

Displays information about PPPoE unmatched hosts.

Platforms

7450 ESS, 7750 SR, 7750 SR-a, 7750 SR-e, 7750 SR-s, VSR

Output

The following is an example of local user database information.

Sample Output

```
*A:ALA-48>show>subscr-mgmt# local-user-db
=====
Local User Databases
=====
Name                               Admin Host  Description
State Count
-----
database01                         Down    1
database02 Provider001/Class0002 Down    0      This is a long testdescription wi*
test                               Down    2
-----
Number of Local User Databases : 3      Number of Hosts : 3
=====
* indicates that the corresponding row element may have been truncated.

*A:ALA-48>show>subscr-mgmt# local-user-db database01
=====
Local User Database "database01"
=====
Admin State           : Down
Last Mgmt Change     : 11/08/2007 12:27:36
Host Count           : 1
DHCP Match Types     : circ-id
DHCP CircId Mask Pfx : test
DHCP CircId Mask Sfx : N/A
PPPoE Match Types    : N/A
PPPoE CircId Mask Pfx: N/A
PPPoE CircId Mask Sfx: N/A
=====
*A:ALA-48>show>subscr-mgmt#

*A:ALA-48>show>subscr-mgmt# local-user-db database01 dhcp-all-hosts
=====
Local User Database "database01" DHCP hosts
=====
Name                               Admin      Matched objects
State
-----
host001                             Down      -
-----
Number of DHCP Hosts : 1
=====

*A:ALA-48>show>subscr-mgmt# local-user-db "database01" dhcp-host host001
=====
DHCP Host "host001"
=====
Admin State           : Down
Last Mgmt Change     : 11/08/2007 12:13:42

Host Identification
Circuit Id           : N/A
```

```

Mac Address      : N/A
Remote Id       : N/A
Sap Id          : N/A
Service Id      : N/A
String          : N/A
Option 60      : N/A
System Id       : N/A

Matched Objects  : N/A

Address          : N/A

Identification Strings
Subscriber Id    : N/A
SLA Profile String : N/A
Sub Profile String : N/A
App Profile String : N/A
ANCP String     : N/A
Inter Destination Id: N/A
=====

*A:ALA-48>show>subscr-mgmt# local-user-db "database01" dhcp-unmatched-hosts
=====
Local User Database "database01" DHCP unmatched hosts
=====
Name                Reason        Duplicate Host
-----
host002             No match     N/A
host003             Duplicate    host001
host004             No match     N/A
host005             Duplicate    host001
-----
Number of DHCP Unmatched Hosts : 4
=====

*A:ALA-48>show>subscr-mgmt#

*A:ALA-48>show>subscr-mgmt# local-user-db "database01" association
=====
DHCP Servers where database01 is used
=====
Server-Name          Router-Name
-----
dhcpS1               vprn1000
-----
No. of Server(s): 1
=====
Interfaces where database01 is used for authentication
=====
Interface-Name       Service-Id Type
-----
No. of Interface(s): 0
=====

*A:ALA-48>show>subscr-mgmt#

*A:ALA-48>show>subscr-mgmt# local-user-db "database01" association dhcp
=====
DHCP Servers where database01 is used
=====
Server-Name          Router-Name
-----
dhcpS1               vprn1000
-----

```

```

No. of Server(s): 1
=====
*A:ALA-48>show>subscr-mgmt#
=====

# show subscriber-mgmt local-user-db "ludb-1" association ipoe
=====
IPoE client interface associations for ludb-1
=====
Interface-Name                Svc-Id    Type
-----
group-int-1-1                 1000      IES
group-int-1-1                 2000      VPRN
-----
No. of Interface(s): 2
=====

Capture SAP associations for ludb-1
=====
SAP                            Svc-Id    Type    PPPoE  PPP  IPoE  DHCP  DHCP6  RS
-----
1/1/4:1202.*                  10        VPLS   y      y    y    y    y    y
1/1/4:*. *                    10        VPLS   y      y    y    y    y    y
-----
No. of SAP(s): 2
=====

```

[Table 260: Local User Database Field Descriptions](#) describer subscriber management local user database output fields.

Table 260: Local User Database Field Descriptions

Field	Description
Name	The local user database name
Admin State	The administrative state of the local user database
Host Count	The number of hosts associated with the local user database
Description	The user-provided description of the local user database
Number of Local User Databases	The number of local user databases configured on the node
Number of Hosts	The number of hosts configured on the node
Last Mgmt Change	The sysUpTime at the time of the last modification
DHCP Match Types	The DHCP match type
DHCP CirclD Mask Pfx	The DHCP circuit ID mask prefix
DHCP CirclD Mask Sfx	The DHCP circuit ID mask suffix

Field	Description
PPPoE Match Types	The PPPoE match types; circuit-id, derived-id, dual-stack-remote-id, encap-tag-range, ip, mac, option60, remote-id, sap-id, service-id, string, system-id
PPPoE CirclD Mask Pfx	The PPPoE circuit ID mask prefix
PPPoE CirclD Mask Sfx	The PPPoE circuit ID mask suffix
Circuit Id	The circuit ID to match during host identification
Mac Address	The MAC address to matching during host identification
Remote Id	The remote ID from option 82 to match against
Sap Id	The SAP ID from the Nokia vendor specific sub-option in option 82 to match against
Service Id	The service ID to match during host identification
String	The string from the Nokia vendor specific sub-option in option 82 to match against
Option 60	The Vendor-Identifying Vendor Option to match against
System Id	The system ID from the Nokia vendor specific sub-option in option 82 to match against
Subscriber Id	The subscriber ID which is encoded in the identification strings
SLA Profile String	The SLA profile string which is encoded in the identification strings
Sub Profile String	The subscriber profile string which is encoded in the identification strings
App Profile String	The application profile string which is encoded in the identification strings
ANCP String	The ANCP string which is encoded in the identification strings
Inter Destination Id	The intermediate destination identifier which is encoded in the identification strings
Name	The unmatched host name
Reason	Indicates why this host is not matched
Duplicate Host	The name of the host that is already matched and that has the same values, configured for the objects that correspond with the match types, as this unmatched host

Field	Description
Server-Name	The service name of the unmatched host
Router-Name	The router name of the unmatched host
Interface-Name	The interface name of the unmatched host
Service-Id	The service ID that matches the host identification the Nokia vendor specific sub-option in option 82, or the service where the IPoE session is established
Interface-Name	The interface name associated with the local user database
Svc-Id Svc-Id	The service ID associated with the local user database
Type	The service type
SAP	The capture SAP associated with the local user database
PPPoE	PPPoE associated with the capture SAP; Y or N
PPP	PPPoE associated with the capture SAP; Y or N
IpoE	IPoE associated with the capture SAP; Y or N
DHCP	DHCP associated with the capture SAP; Y or N
DHCP6	DHCP6 associated with the capture SAP; Y or N
RS	RS associated with the capture SAP; Y or N
No. of SAP(s)	The total number of SAPs

local-user-db

Syntax

local-user-db *local-user-db-name*

Context

[\[Tree\]](#) (tools>perform>subscr-mgmt local-user-db)

Full Context

tools perform subscriber-mgmt local-user-db

Description

This command provides tools to control the local user database.

Parameters

local-user-db-name

Specifies the name of a local user database up to 32 characters.

Platforms

7450 ESS, 7750 SR, 7750 SR-a, 7750 SR-e, 7750 SR-s, VSR

15.57 locator

locator

Syntax

locator [mt {0 | 2}] [prefix *ipv6-prefix[/prefix-length]*] [adv-router *system-id | hostname*] [algo *algo-id*]

Context

[\[Tree\]](#) (show>router>isis>srv6 locator)

Full Context

show router isis segment-routing-v6 locator

Description

This command displays IS-IS SRv6 locators.

Parameters

ipv6-prefix[/prefix-length]

Displays routes only matching the specified *ip-address* and length.

Values *ipv6-prefix[/prefix]*: x:x:x:x:x:x:x (eight 16-bit pieces)
x:x:x:x:x:d.d.d.d
x: [0 to FFFF]H
d: [0 to 255]D
prefix-length: 1 to 128

system-id | hostname

Displays information for the specific IS-IS advertising router. The host name can be up to 38 characters.

algo-id

Displays information for the specified algorithm.

Values 0 to 255

Platforms

7450 ESS, 7750 SR, 7750 SR-s, 7950 XRS, VSR

locator

Syntax

locator [*locator-name*]

Context

[\[Tree\]](#) (show>router>srv6 locator)

Full Context

show router segment-routing-v6 locator

Description

This command displays the SRv6 locator status.

Parameters

locator-name

Specifies the locator name, up to 64 characters.

Platforms

7450 ESS, 7750 SR, 7750 SR-s, 7950 XRS, VSR

15.58 lockout

lockout

Syntax

lockout *aps-id*

Context

[\[Tree\]](#) (tools>perform>aps lockout)

Full Context

tools perform aps lockout

Description

This command locks out the protection circuit.

Parameters

aps-id

Specifies the APS ID.

Values

<i>aps-id</i>	<i>aps-group-id</i>
aps	keyword
group-id	1 to 128

Platforms

7450 ESS, 7750 SR-7/12/12e, 7750 SR-a, 7750 SR-e

lockout

Syntax

lockout id *tunnel-id*

lockout *lsp-name*

Context

[\[Tree\]](#) (tools>perform>router>mpls>tp-tunnel lockout)

Full Context

tools perform router mpls tp-tunnel lockout

Description

This command performs a lockout of protection for an MPLS-TP LSP. This prevents a switchover to the protect path.

Parameters

tunnel-id

Specifies the tunnel number of the MPLS-TP LSP.

Values 0 to 42949667295

lsp-name

Specifies the name of the MPLS-TP LSP, up to 32 characters.

Platforms

7450 ESS, 7750 SR, 7750 SR-a, 7750 SR-e, 7750 SR-s, 7950 XRS

lockout

Syntax

lockout router *router-id* **local-gateway-address** *local-gateway-address* **mda** *mda*
lockout router *router-id* **local-gateway-address** *local-gateway-address* **esa-vm** *esa-id/vm-id*
lockout router *router-id* **local-gateway-address** *local-gateway-address* **remote** *ip-address[:port]*
lockout router *router-id* **mda** *mda*

Context

[\[Tree\]](#) (show>ipsec lockout)

Full Context

show ipsec lockout

Description

This command displays the lockout status for the specified IPsec clients. If remote address information is not specified, the system displays a list of clients that have been locked out on the specified ISA, along with the IPsec gateway if *local-gateway-address* is specified.

Parameters

router-id

Specifies the ID of the router where the IPsec gateway is configured.

local-gateway-address

Specifies the IP address of the local IPsec gateway.

mda

Specifies the MDA ID of the ISA.

ip-address

Specifies the IP address of the remote client.

port

Specifies the port of the remote client.

esa-vm

Displays the ID of the configured ESA and ESA VM.

Values

esa-vm:	<i>esa-id/vm-id</i>	
	<i>esa-id</i>	1 to 16
	<i>vm-id</i>	1 to 4

Platforms

7450 ESS, 7750 SR, 7750 SR-e, 7750 SR-s, VSR

Output

The following output is an example of lockout information.

Sample Output

```
show ipsec lockout router 300 local-gateway-address 172.16.100.1 remote
192.168.61.100:500
=====
IPsec Lockout Client
=====
Lockout           : True
Router ID        : 300
Local Gateway Address : 172.16.100.1
Lockout Client Address: 192.168.61.100
Lockout Client Port  : 500
No. of Failed Attempts: 2
No. of Dropped Packets: 2
Remaining Block Time : 289 seconds
=====
```

lockout

Syntax

lockout router *router-id*

lockout router *router-id* **local-gateway-address** *local-gateway-address*

lockout router *router-id* **local-gateway-address** *local-gateway-address* **remote** *ip-address[:port]*

Context

[\[Tree\]](#) (clear>ipsec lockout)

Full Context

clear ipsec lockout

Description

This command clears the lockout state for the specified clients. If remote address information is not specified, the system clears the lockout state for all clients within the specified routing instance, along with all clients within the specified IPsec gateway if *local-gateway-address* is specified.

Parameters

router-id

Specifies the ID of the router where the IPsec gateway is configured.

local-gateway-address

Specifies the IP address of the local IPsec gateway.

ip-address

Specifies the IP address of the remote client.

port

Specifies the port of the remote client.

Platforms

7450 ESS, 7750 SR, 7750 SR-e, 7750 SR-s, VSR

15.59 lockout-annexb

lockout-annexb

Syntax

lockout-annexb *aps-id*

Context

[\[Tree\]](#) (tools>perform>aps lockout-annexb)

Full Context

tools perform aps lockout-annexb

Description

This command locks out the Annex B APS group.

Parameters

aps-id

Specifies the APS ID.

Values

<i>aps-id</i>	<i>aps-group-id</i>
aps	keyword
group-id	1 to 128

Platforms

7450 ESS, 7750 SR-7/12/12e, 7750 SR-a, 7750 SR-e

15.60 log

log

Syntax

log

Context

[\[Tree\]](#) (show log)

Full Context

show log

Description

Commands in this context display event and accounting policy log information.

Platforms

All

log

Syntax

log

Context

[\[Tree\]](#) (show>service>id log)

Full Context

show service id log

Description

This command displays event and accounting policy log information.

Platforms

All

log

Syntax

log

Context

[\[Tree\]](#) (show>li log)

Full Context

show li log

Description

This command displays LI event log information.

Platforms

All

log

Syntax

log *log-id*

Context

[Tree] (clear>li log)

Full Context

clear li log

Description

This command clears LI event log information.

Parameters

log-id

Specifies the log ID.

Values 1 to 100

Platforms

All

log

Syntax

log [*bindings*]

log *log-id* [*match string*]

Context

[Tree] (show>filter log)

Full Context

show filter log

Description

This command shows the contents of a memory-based or a file-based filter log.

If the optional keyword **match** and *string* parameter are given, the command displays the given filter log from the first occurrence of the given string.

Parameters

bindings

Displays the number of filter logs currently instantiated.

log-id

Specifies the filter log ID destination expressed as a decimal integer.

Values 101 to 199

string

Specifies to start displaying the filter log entries from the first occurrence of *string*.

Platforms

All

Output

The following output is an example of filter log entry information, and [Table 261: Filter Log Output Fields](#) describes the fields. If log summary is active, the filter log mini-tables contain the information described in [Table 262: Filter Log Summary Mini-Table Fields](#).

Sample Output

```
2007/04/13 16:23:09 Filter: 100:100 Desc: Entry-100
Interface: to-ser1 Action: Forward
Src MAC: 04-5b-01-01-00-02 Dst MAC: 04-5d-01-01-00-02 EtherType: 0800
Src IP: 10.10.0.1:646 Dst IP: 10.10.0.4:49509 Flags: TOS: c0
Protocol: TCP Flags: ACK
```

```
2007/04/13 16:23:10 Filter: 100:100 Desc: Entry-100
Interface: to-ser1 Action: Forward
Src MAC: 04-5b-01-01-00-02 Dst MAC: 04-5d-01-01-00-02 EtherType: 0800
Src IP: 10.10.0.1:646 Dst IP: 10.10.0.3:646 Flags: TOS: c0
Protocol: UDP
```

```
2007/04/13 16:23:12 Filter: 100:100 Desc: Entry-100
Interface: to-ser1 Action: Forward
Src MAC: 04-5b-01-01-00-02 Dst MAC: 01-00-5e-00-00-05 EtherType: 0800
Src IP: 10.10.13.1 Dst IP: 224.0.0.5 Flags: TOS: c0
Protocol: 89
Hex: 02 01 00 30 0a 0a 00 01 00 00 00 00 00 ba 90 00 00
    00 00 00 00 00 00 00 00 ff ff ff 00 00 03 02 01
```

```
A:ALA-A>config# show filter log bindings
```

```
=====
Filter Log Bindings
=====
```

```
Total Log Instances (Allowed)      : 2046
Total Log Instances (In Use)       : 0
Total Log Bindings                 : 0
```

```
-----
Type  FilterId EntryId  Log    Instantiated
-----
```

```
No Instances found
=====
```

```
A:ALA-A>config#
```

A summary log is printed only in case TotCnt is different from 0. Only the address types with at least 1 entry in the mini-table are printed.

```
A:ALA-A>config# show filter log 190
=====
Summary Log[190] Crit1: SrcAddr TotCnt:      723 ArpCnt:      83
Mac          8 06-06-06-06-06-06
Mac          8 06-06-06-06-06-05
Mac          8 06-06-06-06-06-04
Mac          8 06-06-06-06-06-03
Mac          8 06-06-06-06-06-02
Ip           16 10.6.6.1
Ip           16 10.6.6.2
Ip           16 10.6.6.3
Ip           16 10.6.6.4
Ip           8 10.6.6.5
Ipv6         8 3ffe:1616:1616:1616:1616:1616::
Ipv6         8 3ffe:1616:1616:1616:1616:1616:ffff:ffff
Ipv6         8 3ffe:1616:1616:1616:1616:1616:ffff:ffffe
Ipv6         8 3ffe:1616:1616:1616:1616:1616:ffff:ffffd
Ipv6         8 3ffe:1616:1616:1616:1616:1616:ffff:ffffc
=====
A:ALA-A
```

Log Message Formatting — Each filter log entry contains the following information in case summary log feature is not active (as appropriate).

Table 261: Filter Log Output Fields

Label	Description
yyyy/mm/dd hh:mm:ss	The date and timestamp for the log filter entry where <i>yyyy</i> is the year, <i>mm</i> is the month, <i>dd</i> is the day, <i>hh</i> is the hour, <i>mm</i> is the minute and <i>ss</i> is the second
Filter	The filter ID and the entry ID which generated the filter log entry in the form <i>Filter_ID:Entry_ID</i>
Desc	The description of the filter entry ID which generated the filter log entry
Interface	The IP interface on which the filter ID and entry ID was associated which generated the filter log entry
Action	The action of the filter entry on the logged packet
Src MAC	The source MAC address of the logged packet
Dst MAC	The destination MAC of the logged packet
EtherType	The Ethernet type of the logged Ethernet type II packet
Src IP	The source IP address of the logged packet; the source port is displayed after the IP address as appropriate separated with a colon

Label	Description
Dst IP	The destination IP address of the logged packet; the source port is displayed after the IP address as appropriate separated with a colon
Flags (IP flags)	M — the more fragments IP flag is set in the logged packet DF — the do not fragment IP flag is set in the logged packet
TOS	The ToS byte value in the logged packet
Protocol	The IP protocol of the logged packet (TCP, UDP, ICMP or a protocol number in hex)
Flags (TCP flags)	URG — Urgent bit set ACK — Acknowledgment bit set RST — Reset bit set SYN — Synchronize bit set FIN — Finish bit set
HEX	If an IP protocol does not have a supported decode, the first 32 bytes following the IP header are printed in a hex dump Log entries for non-IP packets include the Ethernet frame information and a hex dump of the first 40 bytes of the frame after the Ethernet header
Total Log Instances (Allowed)	Specifies the maximum allowed instances of filter logs allowed on the system
Total Log Instances (In Use)	Specifies the instances of filter logs presently existing on the system
Total Log Bindings	Specifies the count of the filter log bindings presently existing on the system
Type	The type of service of the service ID
Filter ID	Uniquely identifies an IP filter as configured on the system
Entry ID	The identifier which uniquely identifies an entry in a filter table
Log	Specifies an entry in the filter log table
Instantiated	Specifies if the filter log for this filter entry has or has not been instantiated

If the packet being logged does not have a source or destination MAC address (that is, POS) then the MAC information output line is omitted from the log entry.

If log summary is active, the filter log mini-tables contain the information described in [Table 262: Filter Log Summary Mini-Table Fields](#).

Table 262: Filter Log Summary Mini-Table Fields

Label	Description
<i>Summary Log LogID</i>	Displays the log ID
Crit1	Summary criterion that is used as index into the mini-tables of the log
TotCnt	The total count of logs
ArpCnt	Displays the total number of ARP messages logged for this log ID
Src... Dst...	The address type indication of the key in the mini-table
count	The number of messages logged with the specified source/destination address
address	The address for which count messages where received

log

Syntax

log *log-id*

Context

[\[Tree\]](#) (clear>filter log)

Full Context

clear filter log

Description

Clears the contents of a memory or file based filter log.

This command has no effect on a syslog based filter log.

Parameters

log-id

Specifies the filter log ID as a decimal integer.

Values 101 to 199

Platforms

All

log

Syntax

log *log-id*

Context

[Tree] (clear log)

Full Context

clear log

Description

The **clear log** *log-id* command has been deprecated and replaced by the **clear log log-id** *log-id* command. The **clear log** *log-id* command continues to be supported, but it is recommended to use the **clear log log-id** *log-id* command instead.

Parameters

log-id

Specifies the event log ID to be initialized or rolled over.

Values 1 to 100

Platforms

All

log

Syntax

log

Context

[Tree] (tools>dump log)

Full Context

tools dump log

Description

Commands in this context dump log information.

Platforms

All

log

Syntax

log

Context

[\[Tree\]](#) (tools>perform log)

Full Context

tools perform log

Description

This command enables tools for event logging.

Platforms

All

15.61 log-collector

log-collector

Syntax

log-collector

Context

[\[Tree\]](#) (show>log log-collector)

Full Context

show log log-collector

Description

This command shows log collector statistics for the main, security, change and debug log collectors.

Platforms

All

Output

The following is an example of log collector information.

[Table 263: Show Log-Collector Output Fields](#) describes log-collector output fields.

Sample Output

```

A:ALA-1# show log log-collector
=====
Log Collectors
=====
Main          Logged   : 1224          Dropped   : 0
  Dest Log Id: 99   Filter Id: 0      Status: enabled   Dest Type: memory
  Dest Log Id: 100 Filter Id: 1001  Status: enabled   Dest Type: memory

Security      Logged   : 3          Dropped   : 0

Change        Logged   : 3896       Dropped   : 0

Debug         Logged   : 0          Dropped   : 0

=====
A:ALA-1#

```

Table 263: Show Log-Collector Output Fields

Label	Description
<Collector Name>	<p>Main — The main event stream contains the events that are not explicitly directed to any other event stream.</p> <p>Security — The security stream contains all events that affect attempts to breach system security such as failed login attempts, attempts to access MIB tables to which the user is not granted access or attempts to enter a branch of the CLI to which access has not been granted.</p> <p>Change — The change event stream contains all events that directly affect the configuration or operation of this node.</p> <p>Debug — The debug-trace stream contains all messages in the debug stream.</p>
Dest. Log ID	Specifies the event log stream destination.
Filter ID	The value is the index to the entry which defines the filter to be applied to this log's source event stream to limit the events output to this log's destination. If the value is 0, then all events in the source log are forwarded to the destination.
Status	<p>Enabled — Logging is enabled.</p> <p>Disabled — Logging is disabled.</p>
Dest. Type	<p>Console — A log created with the console type destination displays events to the physical console device.</p> <p>Events are displayed to the console screen whether a user is logged in to the console or not.</p> <p>Session — A user logged in to the console device or connected to the CLI via a remote telnet or SSH session can also create a log with a destination type of 'session'. Events are displayed to the session device until the user logs off.</p>

Label	Description
	<p>Syslog — Log events are sent to a syslog receiver.</p> <p>SNMP traps — Events defined as SNMP traps are sent to the configured SNMP trap destinations and are logged in NOTIFICATION-LOG-MIB tables.</p> <p>File — All selected log events are directed to a file on one of the compact flash disks.</p> <p>Memory — All selected log events are directed to an in-memory storage area.</p>

15.62 log-events

log-events

Syntax

log-events repeating-events

Context

[Tree] (clear>log log-events)

Full Context

clear log log-events

Description

This command cancels all log events that are currently repeating. All repeating log events will stop repeating. See the **repeat** parameter of the **configure log event-control**.

Platforms

All

15.63 log-id

log-id

Syntax

log-id [*log-id*] [**severity** *severity-level*] [**application** *application*] [**sequence** *from-seq* [*to-seq*]] [**count** *count*] [**subject** *subject* [**regex**]] [**ascending** | **descending**] [**message** *format* [**msg-regex**]]

Context

[\[Tree\]](#) (show>service>id>log log-id)

Full Context

show service id log log-id

Description

This command displays an event log summary with settings and statistics or the contents of a specific log file, SNMP log, or memory log.

If the command is specified with no command line options, a summary of the defined system logs is displayed. The summary includes log settings and statistics.

If the log ID of a memory, SNMP, or file event log is specified, the command displays the contents of the log. Additional command line options control what and how the contents are displayed.

Contents of logs with console, session or syslog destinations cannot be displayed. The actual events can only be viewed on the receiving syslog or console device.

Parameters

log-id

Displays the contents of the specified file log or memory log ID. The log ID must have a destination of an SNMP or file log or a memory log for this parameter to be used.

Values 1 to 100

Default Displays the event log summary.

severity-level

Displays only events with the specified and higher severity.

Values cleared, indeterminate, critical, major, minor, warning

Default All severity levels.

application

Displays only events generated by the specified application.

Values application_assurance, aps, atm, bfd, bgp, calltrace, ccag, cflowd, chassis, cpmhwfilter, cpmhwqueue, debug, dhcp, dhcps, diameter, dot1x, dynsvc, efm_oam, elmi, ering, eth_cfm, etun, filter, fpe, gsmp, gmpls, gtungrp, igh, igmp, igmp_snooping, ip, ipfix, ipsec, ipsec_cpm, isis, l2tp, lag, ldap, ldp, li, lldp, lmp, logger, mcac, mcpath, mc_redundancy, mirror, mld, mld_snooping, mpls, mpls_tp, mrp, msdp, nat, ntp, oam, open_flow, ospf, pcep, pim, pim_snooping, port, ppp, pppoe, pppoe_clnt, ptp, pxc, python, qos, radius, rip, rip_ng, route_next_hop, route_policy, rpki, rsvp, security, sflow, snmp, stp, subscr_mgmt, sub_host_trk, svcmgr, system, tip, tls, user, user_db, video, vrrp, vrtr, wlan_gw, wpp

Default All applications.

from-seq [to-seq]

Displays the log entry numbers from a particular entry sequence number (*from-seq*) to another sequence number (*to-seq*). The *to-seq* value must be larger than the *from-seq* value.

If the *to-seq* number is not provided, the log contents to the end of the log is displayed unless the **count** parameter is present in which case the number of entries displayed is limited by the **count**.

Values 1 to 4294967295

Default All sequence numbers.

count

Limits the number of log entries displayed to the *number* specified.

Values 1 to 4294967295

Default All log entries.

subject

Displays only log entries matching the specified text *subject* string, up to 32 characters. The subject is the object affected by the event, for example the port-id would be the subject for a link-up or link-down event.

regexp

Specifies to use a regular expression as parameters with the specified **subject** string.

ascending | descending

Specifies sort direction. Logs are normally shown from the newest entry to the oldest in **descending** sequence number order on the screen. When using the **ascending** parameter, the log is shown from the oldest to the newest entry.

Default Descending.

format

Specifies a message string, up to 400 characters, to be used in the display criteria.

msg-regexp

Specifies to use a regular expression as parameters with the specified message string.

Platforms

All

Output

[Table 264: Show Log-ID Field Descriptions](#) describes the log ID field output.

Table 264: Show Log-ID Field Descriptions

Label	Description
Log Id	An event log destination.

Label	Description
Source	no — The event log filter is not currently in use by a log ID. yes — The event log filter is currently in use by a log ID.
Filter ID	The value is the index to the entry which defines the filter to be applied to this log's source event stream to limit the events output to this log's destination. If the value is 0, then all events in the source log are forwarded to the destination.
Admin State	Up — Indicates that the administrative state is up. Down — Indicates that the administrative state is down.
Oper State	Up — Indicates that the operational state is up. Down — Indicates that the operational state is down.
Logged	The number of events that have been sent to the log source(s) that were forwarded to the log destination.
Dropped	The number of events that have been sent to the log source(s) that were not forwarded to the log destination because they were filtered out by the log filter.
Dest. Type	Console — All selected log events are directed to the system console. If the console is not connected, then all entries are dropped. Syslog — All selected log events are sent to the syslog address. SNMP traps — Events defined as SNMP traps are sent to the configured SNMP trap destinations and are logged in NOTIFICATION-LOG-MIB tables. File — All selected log events are directed to a file on one of the CPM's compact flash disks. (7750 SR and 7450 ESS only). Memory — All selected log events are directed to an in-memory storage area.
Dest ID	The event log stream destination.
Size	The allocated memory size for the log.
Time format	The time format specifies the type of timestamp format for events sent to logs where log ID destination is either syslog or file. When the time format is UTC, timestamps are written using the Coordinated Universal Time value. When the time format is local, timestamps are written in the system's local time.

log-id

Syntax

log-id [*log-id* | *log-name*] [**severity** *severity-level*] [**application** *application*] [**sequence** *from-seq* [*to-seq*]] [**count** *count*] [**router** *router-instance* [*expression*]] [**subject** *subject* [**regexp**]] [{ **ascending** | **descending**}] [**message** *message* [**msg-regexp**]]

Context

[Tree] (show>li>log log-id)

Full Context

show li log log-id

Description

This command displays information for specified log.

Parameters

log-id | log-name

Specifies the log ID or name.

Values 1 to 100

severity-level

Specifies the severity level.

Values cleared, indeterminate, critical, major, minor, warning

application

Specifies the application name.

Values application_assurance, aps, atm, auto_prov, bfd, bgp, bier, bmp, calltrace, ccag, cflowd, chassis, cpmhwfilter, cpmhwqueue, debug, dhcp, dhcps, diameter, dot1x, dynsvc, efm_oam, elmi, ering, eth_cfm, etun, filter, fpe, gsmp, gmpls, gtp, gtungrp, icl, igh, igmp, igmp_snooping, ip, ipfix, ipsec, ipsec_cpm, isis, l2tp, lag, ldap, ldp, li, lldp, lmp, logger, macsec, mcac, mcpath, mc_redundancy, mgmt_core, mirror, mld, mld_snooping, mpls, mpls_tp, mpls_lmgr, mrp, msdp, nat, nge, ntp, oam, open_flow, ospf, pcap, pcep, pfcf, pim, pim_snooping, port, ppp, pppoe, pppoe_clnt, profile, ptp, pxc, python, qos, radius, rib_api, rip, rip_ng, route_next_hop, route_policy, rpki, rsvp, security, sflow, snmp, sr_policy, stp, subscr_mgmt, sub_host_trk, svcmgr, system, tip, tls, user, user_db, video, vrrp, vrtr, wlan_gw, wpp

from-seq [to-seq]

Specifies the sequence value.

Values 1 to 4294967295

count

Specifies the count.

Values 1 to 4294967295

router-instance

Specifies the router instance.

subject

Specifies a subject string to match.

regexp

Specifies to use a regular expression match.

ascending | descending

Specifies the sort direction.

message

Specifies the message, up to 400 characters.

msg-regexp

Specifies to use a message regular expression match.

Platforms

All

log-id

Syntax

log-id [*log-id* | *log-name*] [**severity** *severity-level*] [**application** *application*] [**sequence** *from-seq* [*to-seq*]] [**count** *count*] [**router** *router-instance* [**expression**]] [**subject** *subject* [**regexp**]] [**ascending** | **descending**] [**message** *message* [**msg-regexp**]]

Context

[\[Tree\]](#) (show>log log-id)

Full Context

show log log-id

Description

This command displays an event log summary with settings and statistics or the contents of a specific log file, SNMP log, or memory log.

If the command is specified with no command line options, a summary of the defined system logs is displayed. The summary includes log settings and statistics.

If the log ID of a memory, SNMP, or file event log is specified, the command displays the contents of the log. Additional command line options control what and how the contents are displayed.

Contents of logs with console, session or syslog destinations cannot be displayed. The actual events can only be viewed on the receiving syslog or console device.

Parameters

log-id* | *log-name

Displays the contents of the specified file log or memory log ID. The log ID, or optional log name (up to 64 characters), must have a destination of an SNMP or file log or a memory log for this parameter to be used.

Default Displays the event log summary

Values 1 to 101

severity-level

Displays only events with the specified and higher severity.

Default All severity levels

Values cleared, indeterminate, critical, major, minor, warning

application

Displays only events generated by the specified application.

Default All applications

The following values are examples of applications:

Values bgp, cflowd, chassis, dhcp, debug, filter, igmp, ip, isis, lag, ldp, lldp, logger, mirror, mpls, oam, ospf, pim, port, ppp, rip, route_policy, rsvp, security, snmp, stp, svcmgr, system, user, vrrp, vrtr, ospf_ng, ntp

expression

Specifies to use a regular expression as match criteria for the router instance string.

from-seq [to-seq]

Displays the log entry numbers from a particular entry sequence number (*from-seq*) to another sequence number (*to-seq*). The *to-seq* value must be larger than the *from-seq* value.

If the *to-seq* number is not provided, the log contents to the end of the log is displayed unless the **count** parameter is present in which case the number of entries displayed is limited by the **count**.

Default All sequence numbers

Values 1 to 4294967295

count

Limits the number of log entries displayed to the *number* specified.

Default All log entries

Values 1 to 4294967295

router-instance

Specifies a router name up to 32 characters in length to be used in the display criteria.

message

Specifies a message string up to 400 characters in length to be used in the display criteria.

msg-regex

Specifies to use a regular expression as parameters with the specified *message* string.

subject

Displays only log entries matching the specified text *subject* string. The subject is the object affected by the event, for example the port-id would be the subject for a link-up or link-down event.

regex

Specifies to use a regular expression as parameters with the specified *subject* string.

ascending | descending

Specifies sort direction. Logs are normally shown from the newest entry to the oldest in **descending** sequence number order on the screen. When using the **ascending** parameter, the log is shown from the oldest to the newest entry.

Default Descending

Platforms

All

Output

The following is an example of log ID information.

[Table 265: Log-Id Output Field Descriptions](#) describes the log ID field output.

Sample Output

```
A:bkvm30# show log log-id
=====
Event Logs
=====
Log Source      Filter Admin Oper      Logged   Dropped Dest   Dest Size
Name/          Id      State State      Logged   Dropped Type   Id
Id
-----
1
1  none         none   up    down      0        0 none   N/A
5
5  D            none   up    up        0        0 cli    1024
15
15 M            none   up    up        24       0 cli    512
20
20 S            none   up    up        12       0 memory 256
21
21 C            none   up    up        258      0 memory 256
22
22 M S C       none   up    up        288      0 file   15    N/A
33
33 M S C       none   up    down      0        0 none   N/A
34
34 none         none   up    down      0        0 file   33    N/A
35
35 M S         none   up    up        36       0 memory 100
55
55 C            none   up    down      0        0 cli    500
77
77 S            none   up    up        0        0 cli    100
82
82 none         none   up    down      0        0 none   N/A
99
99 M            none   up    up        122     0 memory 500
100
```

```
100 M      1001  up   up           10      112 memory      500
=====
```

Sample Memory or File Event Log Contents Output

```
A:admin@Dut-A# show log log-id log-id 10
=====
Event Log 10
=====
Description : (Not Specified)
Memory Log contents [size=100  next event=13  (not wrapped)]
12 2018/02/20 10:12:00.429 UTC MINOR: DEBUG #2001 Base GRPC
"GRPC: RPC-2: gnmi.Subscribe
  Client URI: ipv4:192.99.5.0:49648
  Username: admin
Received message of type gnmi.SubscribeRequest:
  .request = subscribe:
  .encoding: 0 = JSON
  .mode: 0 = STREAM
  .prefix: /
  .subscription (1):
  .path: /state/router[router-instance=*]/interface[interface-name=*]/ipv4/oper-state
  .mode: 1 = ON_CHANGE
  .sample_interval: 10000000000
"
11 2018/02/20 10:12:00.422 UTC MINOR: DEBUG #2001 Base GRPC
"GRPC: RPC-2: gnmi.Subscribe
  Client URI: ipv4:192.99.5.0:49648
  Username: admin
Client called RPC.
Now waiting till first message arrive.
"

A:gall171# show log log-id 99
=====
Event Log 99
=====
Description : Default System Log
Memory Log contents [size=500  next event=70  (not wrapped)]

69 2007/01/25 18:20:40.00 UTC CRITICAL: SYSTEM #2029 Base Redundancy
"The active CPM card A is operating in singleton mode.  There is no standby CPM card."

68 2007/01/25 17:48:38.16 UTC WARNING: SYSTEM #2006 Base LOGGER
"New event throttle interval 10, configuration modified"

67 2007/01/25 00:34:53.97 UTC CRITICAL: SYSTEM #2029 Base Redundancy
"The active CPM card A is operating in singleton mode.  There is no standby CPM card."

66 2007/01/24 22:59:22.00 UTC CRITICAL: SYSTEM #2029 Base Redundancy
"The active CPM card A is operating in singleton mode.  There is no standby CPM card."

65 2007/01/24 02:08:47.92 UTC CRITICAL: SYSTEM #2029 Base Redundancy
"The active CPM card A is operating in singleton mode.  There is no standby CPM card."
...
=====
A:gall171

A:NS061550532>config>log>snmp-trap-group# show log log-id 1
=====
Event Log 1
=====
SNMP Log contents [size=100  next event=3  (not wrapped)]
```

```

Cannot send to SNMP target address 10.1.1.1.
Waiting to replay starting from event #2

14 2000/01/05 00:54:09.11 UTC WARNING: MPLS #2007 Base VR 1:
"Instance is in administrative state: inService, operational state: inService"

13 2000/01/05 00:54:09.11 UTC WARNING: MPLS #2008 Base VR 1:
"Interface linkToIxia is in administrative state: inService, operational state:
inService"
. . . .
=====
A:NS061550532>config>log>snmp-trap-group#

```

Table 265: Log-Id Output Field Descriptions

Label	Description
Log Name/Id	An event log destination.
Source	no — The event log filter is not currently in use by a log ID. yes — The event log filter is currently in use by a log ID.
Filter ID	The value is the index to the entry which defines the filter to be applied to this log's source event stream to limit the events output to this log's destination. If the value is 0, then all events in the source log are forwarded to the destination.
Admin State	Up — Indicates that the administrative state is up. Down — Indicates that the administrative state is down.
Oper State	Up — Indicates that the operational state is up. Down — Indicates that the operational state is down.
Logged	The number of events that have been sent to the log source(s) that were forwarded to the log destination.
Dropped	The number of events that have been sent to the log source(s) that were not forwarded to the log destination because they were filtered out by the log filter.
Dest. Type	Console — All selected log events are directed to the system console. If the console is not connected, then all entries are dropped. Syslog — All selected log events are sent to the syslog address. SNMP traps — Events defined as SNMP traps are sent to the configured SNMP trap destinations and are logged in NOTIFICATION-LOG-MIB tables. File — All selected log events are directed to a file on one of the CPM's compact flash disks. Memory — All selected log events are directed to an in-memory storage area.

Label	Description
Dest ID	The event log stream destination.
Size	The allocated memory size for the log.
Time format	The time format specifies the type of timestamp format for events sent to logs where log ID destination is either syslog or file. When the time format is UTC, timestamps are written using the Coordinated Universal Time value. When the time format is local, timestamps are written in the system's local time.

log-id

Syntax

log-id *log-id*

Context

[\[Tree\]](#) (clear>log log-id)

Full Context

clear log log-id

Description

Reinitializes or rolls over the specified memory/file event log ID. Memory logs are reinitialized and cleared of contents. File logs are manually rolled over by this command.

This command is only applicable to event logs that are directed to file destinations and memory destinations.

SNMP, syslog, console, or session logs are not affected by this command.

Parameters

log-id

Specifies the event log ID to be initialized or rolled over.

Values 1 to 100

Platforms

All

15.64 logger-event-bundling

logger-event-bundling

Syntax

logger-event-bundling

Context

[\[Tree\]](#) (tools>dump>router>mpls logger-event-bundling)

Full Context

tools dump router mpls logger-event-bundling

Description

This command dumps logger event bundling information for MPLS.

Platforms

All

15.65 longer

longer

Syntax

longer

Context

[\[Tree\]](#) (show>router>bgp>routes longer)

Full Context

show router bgp routes longer

Description

This command displays the specified BGP route and subsets of the route.

Platforms

All

15.66 loopback

loopback

Syntax

loopback

Context

[\[Tree\]](#) (tools>perform>service>id loopback)

Full Context

tools perform service id loopback

Description

Tools for placing and removing SAPs and SDP bindings in data loopback. Overwrite occurs for any SAP or SDP binding when issuing a subsequent loopback command on the same SAP or SDP binding.

Interactions: Loopback functions are only applicable to Epipe, PBB Epipe, VPLS, I-VPLS and PBB core service contexts.

Platforms

All

loopback

Syntax

loopback

Context

[\[Tree\]](#) (tools>dump>service loopback)

Full Context

tools dump service loopback

Description

This command displays all configured Ethernet loopbacks.

Platforms

All

loopback

Syntax

loopback sap *sap-id*

loopback sdp *sdp-id:vc-id*

Context

[\[Tree\]](#) (tools>dump>service>id loopback)

Full Context

tools dump service id loopback

Description

This command displays configured service-specific Ethernet loopbacks.

Parameters

sap-id

Specifies the SAP ID.

Values

null	<i>port-id</i> <i>lag-id</i>
dot1q	{ <i>port-id</i> <i>lag-id</i> }: <i>qtag1</i> <i>cp-conn-prof-id</i>
qinq	{ <i>port-id</i> <i>lag-id</i> }: <i>qtag1</i> <i>cp-conn-prof-id</i> }.{ <i>qtag2</i> <i>cp-conn-prof-id</i> } cp: keyword <i>conn-prof-id</i> : 1..8000
port-id	slot/mda/port [.channel] eth-sat-id: <i>esat-id</i> /slot/port esat: keyword id: 1 to 20 pxc-id: <i>pxc-id.sub-port</i> pxc <i>pxc-id.sub-port</i> pxc: keyword id: 1 to 64 sub-port: a, b
lag-id	<i>lag-id</i> lag: keyword <i>id</i> : 1..800

```
qtag1    0..4094
qtag2    * | null | 0..4094
```

sdp-id:vc-id

Specifies the SDP ID and VC-ID.

Values *sdp-id*: 1 to 17407
 vc-id: 1 to 4294967295

Platforms

All

15.67 lsn

lsn

Syntax

lsn create router *router-instance* [**b4** *ipv6-address*] [**aftr** *ipv6-address*] **ip** *ip-address* **protocol** {**tcp** | **udp**}
[**port** *port*] **lifetime** *lifetime* [**outside-ip** *ipv4-address*] [**outside-port** *port*] [**nat-policy** *nat-policy-name*]

lsn delete router *router-instance* [**b4** *ipv6-address*] **ip** *ip-address* **protocol** {**tcp** | **udp**} **port** *port* [**nat-policy** *nat-policy-name*]

lsn modify router *router-instance* [**b4** *ipv6-address*] **ip** *ip-address* **protocol** {**tcp** | **udp**} **port** *port* **lifetime** *lifetime* [**nat-policy** *nat-policy-name*]

Context

[\[Tree\]](#) (tools>perform>nat>port-forwarding-action lsn)

Full Context

tools perform nat port-forwarding-action lsn

Description

This command enables large-scale NAT port forwarding actions.

Platforms

7450 ESS, 7750 SR, 7750 SR-e, 7750 SR-s, VSR

Output

The following is sample output for this command.

Sample Output

```
*A:SR12_PPP0E# tools perform nat port-forwarding-action lsn create router 100
```



```

ip 10.2.3.4 protocol tcp lifetime infinite outside-port 666
*A:SR12_PPP0E# tools perform nat port-forwarding-action lsn create router 100
ip 10.2.3.4 protocol udp lifetime infinite outside-port 666
*A:SR12_PPP0E# configure system persistence nat-port-forwarding location cf3:
*A:SR12_PPP0E# tools dump persistence nat-port-forwarding
-----
Persistence Info
-----
Client          : nat-fwds
File Info :
  Filename      : cf3:\nat_fwds.002
  File State    : CLOSED (Not enough space on disk)
Subsystem Info :
  Nbr Of Registrations : 524288
  Registrations In Use : 2
  Subsystem State    : NOK
*A:SR12_PPP0E#

show+service+nat
| | | +---port-forwarding-entries
| | | +---classic-lsn-sub
| | | +---dslite-lsn-sub
| | | +---l2-aware-sub
| | | +---nat64-lsn-sub
  
```

15.68 Isn-blocks

Isn-blocks

Syntax

Isn-blocks [**inside-router** *router-instance*] [**inside-ip** *ip-address*] [**outside-ip-prefix** *ip-prefix/length*]
 [**outside-port** [0..65535]] [**pool** *pool-name*]

Context

[\[Tree\]](#) (show>router>nat Isn-blocks)

Full Context

show router nat Isn-blocks

Description

This command displays large scale NAT blocks.

Parameters

router-instance

Specifies the router instance name and service ID.

Values

router-name:	Base , management
service-id:	1 to 2147483647

svc-name: A string up to 64 characters.

ip-address

Specifies the IP address in a.b.c.d format.

ip-prefix

Specifies the IP prefix.

Values a.b.c.d (host bits must be 0)

length

Specifies the IP prefix length.

Values 1 to 32

pool-name

Specifies the pool name, up to 32 characters.

Platforms

7450 ESS, 7750 SR, 7750 SR-e, 7750 SR-s, VSR

Output

The following is sample output for this command.

Sample Output

```
*A:SR12_PPP0E>show>router>nat# show router Base nat lsn-blocks
=====
Large-Scale NAT blocks for Base
=====
10.0.0.5 [1024..1527]
Pool                : privpool
Policy              : priv-nat-policy
Started             : 2012/01/28 19:10:17
Inside router       : vprn100
Inside IP address   : 2001:db8:470:1f00:ffff:189
-----
Number of blocks: 1
=====
A:SR12_PPP0E#
```

15.69 Isp

Isp

Syntax

Isp [*isp-name*] [**status** {**up** | **down**}] [**detail**]

Isp [*isp-name*] **path** [*path-name*] [**type** {**working** | **protect**}] [**detail**]

lsp [*lsp-name*] [**status** {**up** | **down**}] **to** *ip-address* [**detail**]

Context

[\[Tree\]](#) (show>router>gmpls lsp)

Full Context

show router gmpls lsp

Description

This command displays gLSP information.

Parameters

lsp-name

Specifies the identifier for the GMPLS LSP, up to 32 characters.

status

Specifies that the command displays only LSPs that are either operationally up or down.

Values **up** — Displays only LSPs that are operationally up.
 down — Displays only LSPs that are operationally down.

path-name

Specifies a unique case-sensitive name label for the LSP path. The path name can be an alphanumeric string, up to 32 characters.

type

Specifies that the command displays only paths that are either working or protect.

Values **working** — Displays only working paths.
 protect — Displays only protect paths.

ip-address

Specifies the system IP address of the far-end UNI-C router for the GMPLS LSP.

Values a.b.c.d

detail

Keyword to request more detailed output.

Platforms

7750 SR, 7750 SR-a, 7750 SR-e, 7750 SR-s, 7950 XRS

lsp

Syntax

lsp [*lsp-name*] [**detail**]

Context

[\[Tree\]](#) (tools>dump>router>gmpls lsp)

Full Context

tools dump router gmpls lsp

Description

This command dumps information about LSPs. Configuring the *lsp-name* parameter only dumps information about the specified LSP.

Parameters

lsp-name

Specifies the LSP name, up to 32 characters.

detail

Keyword to output information in greater detail.

Platforms

7750 SR, 7750 SR-a, 7750 SR-e, 7750 SR-s, 7950 XRS

Output

The following output is an example of LSP information.

Sample Output

```
*A:Dut-B-UNI-C>tools>dump>router>gmpls# lsp "D1"
LSP "D1", LspIndex: 1, Type: GMPLS-UNI, AdminState: UP, OperState: UP, Flags: 0x0
Total LSP Count: 1

*A:Dut-B-UNI-C>tools>dump>router>gmpls# lsp "D1" detail
=====
LSP "D1", LspIndex: 1
  Type: GMPLS-UNI, AdminState: UP, OperState: UP, Flags: 0x0
  LastChange: 02/04/2015 23:30:34
  TimeSinceLastOperChange: 0d 15:07:19
  NumWorkingPaths: 1, NumProtectPaths: 0
  NumWorkingPathsUp: 1, NumProtectPathsUp: 0

-----
LspPath PathIndex: 2, Type: Working
  AdminState: UP, OperState:Up, Flags: 0x0
  LastChange: 02/04/2015 23:30:34
  TimeSinceLastOperChange: 0d 15:07:19
  LspId: 296, SessionName: D1::2
  CurrState: LSP_PATH_UP, PrevState: LSP_PATH_INIT
  RetryCount: 107, FailNode: 0.0.0.0, FailCode: none
  Peer: 0.0.0.0
  PSB: vrId: 1 Session (To: 192.0.2.02 - 1 - 192.0.2.01), Sender (192.0.2.01 - 296)
  Actual Hops:
    Hop 1 : Unnumbered RouterId 192.0.2.01, InterfaceId 1010702
             UpStreamLabel 0, DnStreamLabel 101070217, Flags 0x0
    Hop 2 : Unnumbered RouterId 10.27.255.213, InterfaceId 1010702
             UpStreamLabel 101070217, DnStreamLabel 0, Flags 0x0
             SRLG List 27
    Hop 3 : Unnumbered RouterId 10.27.255.213, InterfaceId 13000
```

```

    UpStreamLabel 0, DnStreamLabel 101070230, Flags 0x0
    SRLG List 4
Hop 4 : Unnumbered RouterId 10.27.255.219, InterfaceId 13001
    UpStreamLabel 101070230, DnStreamLabel 0, Flags 0x0
Hop 5 : Unnumbered RouterId 10.27.255.219, InterfaceId 1010702
    UpStreamLabel 0, DnStreamLabel 101070217, Flags 0x0
    SRLG List 27
Hop 6 : Unnumbered RouterId 192.0.2.02, InterfaceId 1010702
    UpStreamLabel 101070217, DnStreamLabel 0, Flags 0x0
=====
Total LSP Count: 1
  
```

lsp

Syntax

lsp [*lsp-name*] [**status** {**up** | **down**}] [**from** ip-address | **to** ip-address] [**detail**] [**auto-lsp** {**all** | **mesh-p2p** | **one-hop-p2p**}]

lsp {**transit** | **terminate**} [**status** {**up** | **down**}] [**from** ip-address | **to** ip-address | **lsp-name** name] [**detail**]

lsp count

lsp [*lsp-name*] **activepath** [**auto-lsp** {**all** | **mesh-p2p** | **one-hop-p2p**}]

lsp [*lsp-name*] **path** [*path-name*] [**status** {**up** | **down**}] [**detail**] [**auto-lsp** {**all** | **mesh-p2p** | **one-hop-p2p**}]

lsp [*lsp-name*] **path** [*path-name*] **mbb** [**auto-lsp** {**all** | **mesh-p2p** | **one-hop-p2p**}]

lsp [*lsp-name*] **auto-bandwidth** [**auto-lsp** {**all** | **mesh-p2p** | **one-hop-p2p**}]

Context

[\[Tree\]](#) (show>router>mpls lsp)

Full Context

show router mpls lsp

Description

This command displays LSP details.

Parameters

lsp-name

Specifies the name of the LSP used in the path, up to 64 characters.

status up

Displays an LSP that is operationally up.

status down

Displays an LSP that is operationally down.

from ip-address

Displays the IP address of the ingress router for the LSP.

to ip-address

Displays the IP address of the egress router for the LSP.

detail

Displays detailed information.

auto-lsp all

Displays all the auto LSP types.

auto-lsp mesh-p2p

Displays the mesh-p2p auto LSP types.

auto-lsp one-hop-p2p

Displays the one-hop-p2p auto LSP types.

transit

Displays the number of static LSPs that transit through the router.

terminate

Displays the number of static LSPs that terminate at the router.

count

Displays the total number of LSPs.

path-name

Specifies the LSP path name.

activepath

Displays the present path being used to forward traffic.

mbb

Displays make-before-break (MBB) information.

Platforms

All

Output

The following output is an example of MPLS LSP information.

[Table 266: MPLS LSP Output Fields](#) and [Table 267: LSP Detail Output Fields](#) describe the MPLS LSP output fields.

Sample Output

```
# show router mpls lsp "lsp_1" path "500" detail
=====
MPLS LSP lsp_1 Path 500 (Detail)
=====
Legend :
@ - Detour Available          # - Detour In Use
b - Bandwidth Protected      n - Node Protected
s - Soft Preemption
S - Strict                   L - Loose
A - ABR
=====
-----
LSP lsp_1 Path 500
-----
LSP Name       : lsp_1
Path LSP ID    : 38400
From           : 10.10.1.1          To           : 10.10.1.2
```

```

Admin State      : Up                Oper State       : Down
Path Name       : 500                Path Type        : Primary
Path Admin      : Up                Path Oper        : Down
Out Interface    : n/a              Out Label        : n/a
Path Up Time    : 0d 00:00:00       Path Down Time   : 0d 00:00:43
Retry Limit     : 0                  Retry Timer       : 30 sec
Retry Attempt   : 2                  Next Retry In    : 19 sec
BFDD Template   : None              BFD Ping Interval : 60
BFDD Enable     : FALSE              BFD failure-action : down

Adspec          : Disabled           Oper Adspec      : N/A
CSPF            : Disabled           Oper CSPF        : N/A
Least Fill     : Disabled           Oper LeastFill   : N/A
FRR            : Disabled           Oper FRR         : N/A
Prop Adm Grp   : Disabled           Oper Prop AG     : N/A
Inter-area     : N/A

Neg MTU        : 0                  Oper MTU         : N/A
Bandwidth      : No Reservation      Oper Bw          : N/A
Hop Limit      : 255                Oper HopLimit    : N/A
Record Route   : Record              Oper Rec Route   : N/A
Record Label   : No Record           Oper Rec Label   : N/A
Setup Priority  : 7                  Oper Setup Priority : N/A
Hold Priority   : 7                  Oper Hold Priority : N/A
Class Type     : 7                  Oper CT          : N/A
Backup CT      : 5
MainCT Retry   : 500
  Rem          :
MainCT Retry   : 500
  Limit       :
Include Grps   :                    Oper InclGrps    :
None          :                    N/A
Exclude Grps  :                    Oper ExclGrps    :
None          :                    N/A

Adaptive       : Enabled             Oper Metric      : N/A
Preference     : n/a
Path Trans     : 0                  CSPF Queries     : 0
Failure Code   : noResourcesAvailable
Failure Node   : 10.1.255.255
Explicit Hops  :
  No Hops Specified
Actual Hops    :
  No Hops Specified
Resignal Eligible: False
Last Resignal  : n/a              CSPF Metric      : N/A
=====

# show router mpls lsp "1" path detail
=====
MPLS LSP 1 Path (Detail)
=====
Legend :
  @ - Detour Available          # - Detour In Use
  b - Bandwidth Protected      n - Node Protected
  s - Soft Preemption
  S - Strict                    L - Loose
  A - ABR
=====
-----
LSP 1 Path 1
-----
LSP Name      : 1                  Path LSP ID   : 30208
  
```

```

From      : 10.20.1.1          To      : 10.20.1.6
Adm State : Up                Oper State : Up
Path Name : 1                 Path Type : Primary
Path Admin : Up               Path Oper  : Up
OutInterface: 1/1/1           Out Label  : 131071
Path Up Time: 0d 00:00:05     Path Dn Time: 0d 00:00:00
Retry Limit : 0                Retry Timer : 30 sec
RetryAttempt: 0               NextRetryIn : 0 sec

Adspec    : Disabled          Oper Adspec : Disabled
CSPF      : Enabled           Oper CSPF   : Enabled
Least Fill : Disabled         Oper LeastF* : Disabled
FRR       : Enabled           Oper FRR    : Enabled
FRR NodePro* : Enabled        Oper FRR NP : Enabled
FR Hop Limit: 16              Oper FRHopL* : 16
FR Prop Adm* : Disabled        Oper FRProp* : Disabled
Prop Adm Grp: Disabled        Oper PropAG  : Disabled
Inter-area : False

Neg MTU    : 1496              Oper MTU     : 1496
Bandwidth  : No Reservation    Oper Bw      : 0 Mbps
Hop Limit  : 255               Oper HopLim* : 255
Record Route: Record          Oper RecRou* : Record
Record Label: Record          Oper ReClab* : Record
SetupPrior* : 7                Oper SetupP* : 7
Hold Prior* : 0                Oper HoldPr* : 0
Class Type  : 0                Oper CT      : 0
Backup CT   : None

MainCT Retry: n/a             Oper InclGr* :
  Rem       :                  None
MainCT Retry: 0               Oper ExclGr* :
  Limit     :                  None
Include Grps:                  Oper Metric  : 3000
None
Exclude Grps:                  CSPF Queries: 1
None                            Failure Node: n/a

Adaptive    : Enabled          Oper Metric  : 3000
Preference  : n/a
Path Trans  : 1                CSPF Queries: 1
Failure Code: noError          Failure Node: n/a
ExplicitHops:
  No Hops Specified
Actual Hops :
  10.20.1.1, If Index : 2 @ n   Record Label   : N/A
-> 10.20.1.2, If Index : 2 @ n   Record Label   : 131071
-> 10.20.1.4, If Index : 2      Record Label   : 131071
-> 10.20.1.6, If Index : 2      Record Label   : 131071
ComputedHops:
  10.20.1.1, If Index : 2(S)
-> 10.20.1.2, If Index : 2(S)
-> 10.20.1.4, If Index : 2(S)
-> 10.20.1.6, If Index : 2(S)
ResigEligib* : False
LastResignal: n/a              CSPF Metric   : 3000

```

=====
 * indicates that the corresponding row element may have been truncated.

show router mpls lsp detail

=====
 MPLS LSPs (Originating) (Detail)
 =====


```

Legend :
+ - Inherited
=====
Type : Originating
-----
LSP Name      : C_F_1
LSP Type      : RegularLsp          LSP Tunnel ID      : 1
LSP Index     : 1                  TTM Tunnel Id      : 1
From          : 10.20.1.3
To            : 10.20.1.6
Adm State     : Up                  Oper State          : Up
LSP Up Time   : 0d 00:07:27        LSP Down Time      : 0d 00:00:00
Transitions   : 3                  Path Changes        : 3
Retry Limit   : 0                  Retry Timer         : 20 sec
Signaling     : RSVP               Resv. Style         : SE
Hop Limit     : 255                Negotiated MTU      : 1500
Adaptive      : Enabled            ClassType           : 0
FastReroute   : Disabled          Oper FR             : Disabled
PathCompMethod : pce              ADSPEC              : Enabled
FallbkPathComp : local-cspf
Metric        : N/A               Metric Type         : igp
Load Bal Wt   : N/A               ClassForwarding     : Disabled
Include Grps  :                    Exclude Grps        :
None          :                    None
Least Fill    : Disabled
BFD Template  : None              BFD Ping Intvl     : 60
BFD Enable    : False             BFD Failure-action  : None
WaitForUpTimer : 4

Revert Timer  : Disabled           Next Revert In     : N/A
Entropy Label : Enabled+          Oper Entropy Label : Enabled
Negotiated EL : Disabled
Auto BW       : Disabled
LdpOverRsvp   : Enabled
VprnAutoBind  : Enabled
IGP Shortcut  : Enabled           BGP Shortcut       : Enabled
IGP LFA       : Disabled          IGP Rel Metric     : Disabled
BGPTransTun   : Enabled
Oper Metric   : 100
Prop Adm Grp  : Disabled
PCE Report    : Enabled           Binding SID        : 1234
PCE Control   : Enabled
Path Profile  : None
Admin Tags    : None
Lsp Self Ping : Disabled+         Self Ping Timeouts : 0
SelfPingOAMFail* : 0

Primary(a)    : C_F_1              Up Time            : 0d 00:07:28
Bandwidth     : 0 Mbps
=====
* indicates that the corresponding row element may have been truncated.
  
```

```
# show router mpls lsp path detail
```

```
=====
MPLS LSP Path (Detail)
=====
```

```

Legend :
@ - Detour Available      # - Detour In Use
b - Bandwidth Protected  n - Node Protected
s - Soft Preemption
S - Strict                L - Loose
  
```

```

A - ABR                                     + - Inherited
=====
-----
LSP C_F_1
Path C_F_1
-----
LSP Name      : C_F_1
From          : 10.20.1.3
To           : 10.20.1.6
Admin State   : Up                               Oper State    : Up
Path Name     : C_F_1
Path LSP ID   : 49666                           Path Type     : Primary
Path Admin    : Up                               Path Oper     : Up
Out Interface : 1/1/1                             Out Label    : 524248
Path Up Time  : 0d 00:07:18                       Path Down Time : 0d 00:00:00
Retry Limit   : 0                                 Retry Timer   : 20 sec
Retry Attempt : 0                                 Next Retry In : 0 sec

BFD Configuration and State
Template      : None                               Ping Interval : 60
Enable       : False                             State         : notApplicable
WaitForUpTimer : 4 sec                           OperWaitForUpTimer: N/A
WaitForUpTmLeft : 0 sec

Adspec       : Enabled                           Oper Adspec    : Enabled
PathCompMethod : pce                             OperPathCompMethod: pce
MetricType   : igp                               Oper MetricType : igp
Least Fill   : Disabled                         Oper LeastFill  : Disabled
FRR          : Disabled                         Oper FRR        : Disabled
Propagate Adm Grp: Disabled                     Oper Prop Adm Grp : Disabled
Inter-area   : N/A

PCE Report   : Enabled                           Oper PCE Report : Enabled
PCE Control  : Enabled                         Oper PCE Control : Enabled
PCE Update ID : 0

Neg MTU      : 1500                              Oper MTU       : 1500
Bandwidth    : No Reservation                   Oper Bandwidth : 0 Mbps
Hop Limit    : 255                              Oper HopLimit  : 255
Record Route : Record                           Oper Record Route : Record
Record Label : Record                           Oper Record Label : Record
Setup Priority : 7                               Oper SetupPriority: 7
Hold Priority : 0                               Oper HoldPriority : 0
Class Type   : 0                               Oper CT        : 0
Backup CT    : None
MainCT Retry : n/a
  Rem       :
MainCT Retry : 0
  Limit    :
Include Groups :                               Oper IncludeGroups:
None                                               None
Exclude Groups :                               Oper ExcludeGroups:
None                                               None

Adaptive     : Enabled                           Oper Metric    : 100
Preference   : n/a
Path Trans   : 3                               CSPF Queries   : 0
Failure Code : noError
Failure Node : n/a
Explicit Hops :
  No Hops Specified
Actual Hops  :
  10.10.2.3(10.20.1.3)
-> 10.10.2.1(10.20.1.1)                       Record Label   : N/A
                                                Record Label   : 524248
  
```

```

-> 10.10.1.2(10.20.1.2)      Record Label      : 524246
-> 10.10.4.4(10.20.1.4)      Record Label      : 524246
-> 10.10.9.6(10.20.1.6)      Record Label      : 524248
Computed Hops      :
  10.10.2.1(S)
-> 10.10.1.2(S)
-> 10.10.4.4(S)
-> 10.10.9.6(S)
Resignal Eligible: False
Last Resignal     : n/a                CSPF Metric       : 100
=====
  
```

```
# show router mpls lsp "lspE" detail
```

```
=====
MPLS LSPs (Originating) (Detail)
=====
```

```
-----
Type : Originating
-----
```

```

LSP Name      : lspE
LSP Type      : RegularLsp
LSP Index     : 1005
From          : 10.20.1.3
Adm State     : Up
LSP Up Time   : 0d 00:19:23
Transitions   : 1
Retry Limit   : 0
Signaling     : RSVP
Hop Limit     : 255
Adaptive      : Enabled
FastReroute   : Disabled
CSPF          : Disabled
Metric        : N/A
Load Bal Wt   : N/A
Include Grps  :
None
Least Fill    : Disabled
BFD Template  : None
BFD Enable    : FALSE

LSP Tunnel ID : 1005
TTM Tunnel Id : 1005
To            : 10.20.1.5
Oper State    : Up
LSP Down Time : 0d 00:00:00
Path Changes  : 1
Retry Timer   : 20 sec
Resv. Style   : SE
Negotiated MTU : 1500
ClassType     : 0
Oper FR       : Disabled
ADSPEC        : Disabled

ClassForwarding: Disabled
Exclude Grps   :
None

BFD Ping Intvl : 60
BFD failure-ac*: down

Revert Timer: Disabled
EntropyLbl  : Inherited
Auto BW     : Disabled
LdpOverRsvp : Enabled
VprnAutoBind: Enabled
IGP Shortcut: Enabled
IGP LFA     : Disabled
BGPTransTun : Enabled
Oper Metric : 16777215
Prop Adm Grp: Disabled

BGP Shortcut : Enabled
IGP Rel Metric : Disabled

Primary(a)   : E1
Bandwidth    : 0 Mbps
Standby      : E2
Bandwidth    : 0 Mbps

Up Time      : 0d 00:19:32
Down Time    : 0d 00:19:46
=====
  
```

```
# show router mpls lsp path
```

```
=====
MPLS LSP Path (Detail)
=====
```

```

Legend :
  @ - Detour Available      # - Detour In Use
  b - Bandwidth Protected  n - Node Protected
  s - Soft Preemption
  S - Strict                L - loose
=====
ExplicitHops:
  10.20.1.3(L)      -> 10.20.1.4(S)
Actual Hops :
  10.10.1.1(10.20.1.1)      Record Label : N/A
-> 10.10.1.2(10.20.1.2)      Record Label : 131071
-> 10.10.5.3(10.20.1.3)      Record Label : 131071
-> 10.10.7.4(10.20.1.4)      Record Label : 131071
-> 10.10.8.5(10.20.1.5)      Record Label : 131071
ComputedHops:
  10.10.1.1(S)      -> 10.10.1.2(S)      -> 10.10.5.3(S)
-> 10.20.1.4(S)      -> 10.20.1.5(L)
=====
  
```

```

# show router mpls lsp
=====
MPLS LSPs (Originating)
=====
LSP Name                To                Fastfail  Adm  Opr
                        Config
-----
to_10_30_1_1_cspf      10.30.1.1        No        Up   Up
to_10_30_1_2_cspf      10.30.1.2        No        Up   Dwn
to_10_30_1_3_cspf      10.30.1.3        No        Up   Up
to_10_30_1_4_cspf      10.30.1.4        No        Up   Dwn
to_10_30_1_5_cspf      10.30.1.5        No        Up   Up
to_10_30_1_6_cspf      10.30.1.6        No        Up   Dwn
to_10_30_1_110_cspf    10.30.1.110     No        Up   Up
to_10_8_100_15_cspf    10.8.100.15     No        Up   Dwn
to_10_20_1_20_cspf     10.20.1.20      No        Up   Up
to_10_20_1_22_cspf     10.20.1.22      No        Up   Up
to_10_100_1_1_cspf     10.100.1.1      No        Up   Dwn
to_10_30_1_1_cspf_2    10.30.1.1        No        Up   Up
to_10_30_1_1_cspf_3    10.30.1.1        No        Up   Up
to_10_30_1_1_cspf_4    10.30.1.1        No        Up   Up
to_10_30_1_1_cspf_5    10.30.1.1        No        Up   Up
to_10_30_1_1_cspf_6    10.30.1.1        No        Up   Up
to_10_30_1_1_cspf_7    10.30.1.1        No        Up   Up
to_10_30_1_1_cspf_8    10.30.1.1        No        Up   Up
to_10_30_1_1_cspf_9    10.30.1.1        No        Up   Up
to_10_30_1_1_cspf_10   10.30.1.1        No        Up   Up
to_10_30_1_1_cspf_11   10.30.1.1        No        Up   Up
to_10_30_1_1_cspf_12   10.30.1.1        No        Up   Up
to_10_30_1_1_cspf_13   10.30.1.1        No        Up   Up
to_10_30_1_1_cspf_14   10.30.1.1        No        Up   Up
to_10_30_1_1_cspf_15   10.30.1.1        No        Up   Up
...
-----
LSPs : 201
=====
*A:SRU4>config>router>mpls#
  
```

```

# show router mpls lsp "to_10_30_1_1_cspf"
=====
MPLS LSPs (Originating)
=====
LSP Name                To                Fastfail  Adm  Opr
  
```

```

                                     Config
-----
to_10_30_1_1_cspf                    10.30.1.1          No           Up           Up
-----
LSPs : 1
=====
*A:SRU4>config>router>mpls#

# show router mpls lsp "to_10_30_1_1_cspf" detail
=====
MPLS LSPs (Originating) (Detail)
=====
Type : Originating
-----
LSP Name      : to_10_30_1_1_cspf
LSP Type      : RegularLsp
From          : 10.30.1.4
Adm State     : Up
LSP Up Time   : 0d 01:47:02
Transitions   : 11
Retry Limit   : 0
Signaling     : RSVP
Hop Limit     : 255
Adaptive      : Enabled
FastReroute   : Disabled
CSPF          : Enabled
Metric        : 0
Include Grps  :
None
Least Fill    : Disabled
LdpOverRsvp   : Enabled
IGP Shortcut  : Enabled
Oper Metric   : 1001

LSP Tunnel ID : 1
Oper State     : Up
LSP Down Time  : 0d 00:00:00
Path Changes   : 11
Retry Timer    : 30 sec
Resv. Style    : SE
Negotiated MTU : 1500
ClassType      : 0
Oper FR        : Disabled
ADSPEC         : Disabled
Use TE metric  : Disabled
Exclude Grps   :
None
VprnAutoBind  : Enabled

Primary(a)    : to_10_30_1_1
Bandwidth     : 0 Mbps
Up Time       : 0d 01:47:02
=====
*A:SRU4>config>router>mpls#

# show router mpls lsp detail to 10.30.1.2
=====
MPLS LSPs (Originating) (Detail)
=====
Type : Originating
-----
LSP Name      : 1
LSP Type      : RegularLsp
From          : 0.0.0.0
Adm State     : Down
LSP Up Time   : 0d 00:00:00
Transitions   : 0
Retry Limit   : 0
Signaling     : RSVP
Hop Limit     : 255
Adaptive      : Enabled
FastReroute   : Disabled
CSPF          : Disabled
Metric        : 0
Include Grps  :
None

LSP Tunnel ID : 1
Oper State     : Down
LSP Down Time  : 0d 00:00:07
Path Changes   : 0
Retry Timer    : 30 sec
Resv. Style    : SE
Negotiated MTU : 0
ClassType      : 0
Oper FR        : Disabled
ADSPEC         : Disabled
Exclude Grps   :
None
  
```

```

Least Fill : Disabled

Auto BW      : Enabled
Auto BW Min  : 0 Mbps
AB Up Thresh: 5 percent
AB Up BW     : 0 Mbps
AB Curr BW   : 0 Mbps
AB Adj Mul   : 288+
AB Adj Time  : 0 Mins
AB Adj Cnt   : 0
AB Last Adj  : n/a
ABMaxAvgRt  : 0 Mbps
AB Ovfl Lmt  : 0
ABOvflThres : 0 percent
AB Adj Cause: none
LdpOverRsvp : Enabled
IGP Shortcut: Enabled
Oper Metric  : 65535

AB OpState   : Down
Auto BW Max  : 100000 Mbps
AB Down Thresh : 5 percent
AB Down BW   : 0 Mbps
AB Samp Intv : 0
AB Samp Mul  : 1+
AB Samp Time : 0 Mins
AB Samp Cnt  : 0
AB Next Adj  : 0 Mins
AB Lst AvgRt : 0 Mbps
AB Ovfl Cnt  : 0
AB Ovfl BW   : 0
AB Monitor BW : False
VprnAutoBind : Enabled
  
```

+ indicates inherited values

```

=====
*A:SRU4>config>router>mpls#
  
```

```

# show router mpls lsp count
  
```

```

=====
MPLS LSP Count
=====
  
```

	Originate	Transit	Terminate
Static LSPs	0	0	0
Dynamic LSPs	155	0	171
P2P LSPs	143	N/A	N/A
Detour LSPs	0	0	0
P2MP S2Ls	0	0	0
MPLS-TP LSPs	0	0	0
Mesh-P2P LSPs	0	N/A	N/A
One Hop-P2P LSPs	0	N/A	N/A
SR-TE LSPs	400	N/A	N/A
Mesh-P2P SR-TE LSPs	0	N/A	N/A
One Hop-P2P SR-TE LSPs	0	N/A	N/A
PCE Init SR-TE LSPs	0	N/A	N/A

```

# show router mpls lsp path mbb
  
```

```

=====
MPLS LSP Paths
=====
  
```

```

LSP to_10_30_1_1_cspf Path to_10_30_1_1
  
```

```

-----
LastResignal: n/a
Last MBB :
MBB Type : TimerBasedResignal
Ended At : 03/04/2010 09:23:58
CSPF Metric : 1001
MBB State : Fail
Old Metric : 0
  
```

```

LSP to_10_30_1_2_cspf Path to_10_30_1_2
  
```

```

-----
LastResignal: 03/04/2010 09:23:58
CSPF Metric : 65535
  
```

```

LSP to_10_30_1_3_cspf Path to_10_30_1_3
-----
LastResignal: n/a                               CSPF Metric : 1001
Last MBB      :
  MBB Type    : TimerBasedResignal               MBB State   : Fail
  Ended At    : 03/04/2010 09:23:58             Old Metric  : 0
-----
LSP to_10_30_1_4_cspf Path to_10_30_1_4
-----
LastResignal: n/a                               CSPF Metric : 0
-----
LSP to_10_30_1_5_cspf Path to_10_30_1_5
-----
...
-----
LastResignal: n/a                               CSPF Metric : 0
-----
LSP to_10_100_1_1_cspf_19 Path to_10_100_1_1
-----
LastResignal: n/a                               CSPF Metric : 0
-----
LSP to_10_100_1_1_cspf_20 Path to_10_100_1_1
-----
LastResignal: n/a                               CSPF Metric : 0
=====
*A:SRU4>config>router>mpls#

# show router mpls lsp transit
=====
MPLS LSPs (Transit)
=====
Legend : @ - Active Detour
=====
From          To          In I/F    Out I/F    State LSP Name
-----
10.30.1.5     10.20.1.22  3/2/1     3/2/7     Up    to_10_20_1_22_cspf::to*
10.30.1.5     10.20.1.20  3/2/7     3/2/1     Up    to_10_20_1_20_cspf_3:*
10.30.1.5     10.20.1.20  3/2/7     3/2/1     Up    to_10_20_1_20_cspf_4:*
10.30.1.5     10.20.1.20  3/2/7     3/2/1     Up    to_10_20_1_20_cspf_2:*
10.30.1.5     10.20.1.20  3/2/7     3/2/1     Up    to_10_20_1_20_cspf_20:*
10.30.1.5     10.20.1.20  3/2/7     3/2/1     Up    to_10_20_1_20_cspf_18:*
10.30.1.5     10.20.1.20  3/2/7     3/2/1     Up    to_10_20_1_20_cspf_19:*
10.30.1.5     10.20.1.20  3/2/7     3/2/1     Up    to_10_20_1_20_cspf_17:*
10.30.1.5     10.20.1.20  3/2/7     3/2/1     Up    to_10_20_1_20_cspf_16:*
10.30.1.5     10.20.1.20  3/2/7     3/2/1     Up    to_10_20_1_20_cspf_15:*
10.30.1.5     10.20.1.20  3/2/7     3/2/1     Up    to_10_20_1_20_cspf_13:*
10.30.1.5     10.20.1.20  3/2/7     3/2/1     Up    to_10_20_1_20_cspf_14:*
10.30.1.5     10.20.1.20  3/2/7     3/2/1     Up    to_10_20_1_20_cspf_12:*
10.30.1.5     10.20.1.20  3/2/7     3/2/1     Up    to_10_20_1_20_cspf_10:*
...
10.30.1.3     10.20.1.22  aps-1     3/2/7     Up    to_10_20_1_22_cspf_6:*
10.30.1.3     10.20.1.22  aps-1     3/2/7     Up    to_10_20_1_22_cspf::to*
10.30.1.3     10.20.1.22  aps-1     3/2/7     Up    to_10_20_1_22_cspf_9:*
-----
LSPs : 520
=====
* indicates that the corresponding row element may have been truncated.
*A:SRU4>config>router>mpls#

# show router mpls lsp terminate
=====
MPLS LSPs (Terminate)
=====

```

```

Legend : @ - Active Detour
=====
From          To          In I/F  Out I/F  State LSP Name
-----
10.30.1.5     10.30.1.4    3/2/1   n/a      Up    b4-1::b4-1
10.30.1.5     10.30.1.4    3/2/7   n/a      Up    gsr::gsr
10.20.1.22    10.30.1.4    3/2/7   n/a      Up    gsr2_t10
10.30.1.6     10.30.1.4    3/2/3:10 n/a      Up    1::2
10.30.1.6     10.30.1.4    3/2/3:3  n/a      Up    1::stby
10.30.1.6     10.30.1.4    3/2/3:10 n/a      Up    2::2
10.30.1.6     10.30.1.4    3/2/3:6  n/a      Up    2::stby
10.30.1.6     10.30.1.4    3/2/3:10 n/a      Up    3::2
10.30.1.6     10.30.1.4    3/2/3:6  n/a      Up    3::stby
...
10.30.1.3     10.30.1.4    aps-1   n/a      Up    to_10_30_1_4_cspf_20:*
10.30.1.3     10.30.1.4    aps-1   n/a      Up    to_10_30_1_4_cspf_4:*
-----
LSPs : 1603
=====
* indicates that the corresponding row element may have been truncated.
*A:SRU4>config>router>mpls#

# show router mpls lsp terminate detail
=====
MPLS LSPs (Terminate) (Detail)
=====
LSP b4-1::b4-1
-----
From          : 10.30.1.5          To          : 10.30.1.4
State         : Up
SetupPriority : 7                  Hold Priority : 0
Class Type    : 0
In Interface  : 3/2/1              In Label    : 131071
Previous Hop  : 10.100.30.20
-----
LSP gsr::gsr
-----
From          : 10.30.1.5          To          : 10.30.1.4
State         : Up
SetupPriority : 7                  Hold Priority : 0
Class Type    : 0
In Interface  : 3/2/7              In Label    : 128547
Previous Hop  : 192.168.60.2
-----
...
From          : 10.30.1.3          To          : 10.30.1.4
State         : Up
SetupPriority : 7                  Hold Priority : 0
Class Type    : 0
In Interface  : aps-1              In Label    : 130409
Previous Hop  : 192.168.0.3
=====
*A:SRU4>config>router>mpls#

# show router mpls lsp lsp1 detail
=====
MPLS LSPs (Originating) (Detail)
=====
Type : Originating
  
```



```

-----
LSP Name       : lsp1
LSP Type       : RegularLsp
LSP Index      : 1
From           : 10.20.1.2
Adm State      : Up
LSP Up Time    : 0d 00:00:38
Transitions    : 1
Retry Limit    : 0
Signaling      : RSVP
Hop Limit      : 255
Adaptive       : Enabled
FastReroute    : Disabled
CSPF           : Enabled
Metric         : N/A
Load Bal Wt    : N/A
Include Grps   :
None
Least Fill     : Disabled
BFD Template   : bfdTempl
BFD Enable     : True
Revert Timer   : Disabled
Entropy Label  : Inherited
Negotiated EL  : Disabled
Auto BW        : Disabled
LdpOverRsvp   : Enabled
VprnAutoBind  : Enabled
IGP Shortcut   : Enabled
IGP LFA        : Disabled
BGPTransTun   : Enabled
Oper Metric    : 2000
Prop Adm Grp   : Disabled
PCE Report     : Disabled+
PCE Compute    : Disabled
Path Profile   : None

LSP Tunnel ID  : 1
TTM Tunnel Id  : 1
To             : 10.20.1.5
Oper State     : Up
LSP Down Time  : 0d 00:00:00
Path Changes   : 1
Retry Timer    : 20 sec
Resv. Style    : SE
Negotiated MTU : 1500
ClassType      : 0
Oper FR        : Disabled
ADSPEC         : Disabled
Use TE metric  : Disabled
ClassForwarding : Disabled
Exclude Grps   :
None

BFD Ping Intvl : 60
BFD Failure-action : Failover
Next Revert In : N/A
Oper Entropy Label : Enabled

BGP Shortcut    : Enabled
IGP Rel Metric  : Disabled

Binding SID     : 1234
PCE Control     : Disabled

Primary(a)      : path1
Bandwidth       : 0 Mbps
Up Time         : 0d 00:00:40
  
```

show router mpls lsp "N1.N2.3" detail

=====

MPLS LSPs (Originating) (Detail)

=====

Type : Originating

```

-----
LSP Name       : N1.N2.3
LSP Type       : RegularLsp
LSP Tunnel ID  : 132
From           : 192.168.0.1
To             : 192.168.0.2
Adm State      : Up
LSP Up Time    : 0d 00:01:07
Transitions    : 1
Retry Limit    : 0
Signaling      : RSVP
Hop Limit      : 255
Adaptive       : Enabled
FastReroute    : Disabled
CSPF           : Enabled
Metric         : 9
Load Balanc*   : 100
Include Grps   :
None
Least Fill     : Disabled

LSP Tunnel ID  : 132
To             : 192.168.0.2
Oper State     : Up
LSP Down Time  : 0d 00:00:00
Path Changes   : 2
Retry Timer    : 30 sec
Resv. Style    : SE
Negotiated MTU : 1500
ClassType      : 0
Oper FR        : Disabled
ADSPEC         : Disabled
Use TE metric  : Disabled

Exclude Grps   :
None
  
```

```

Revert Timer: Disabled                Next Revert In : N/A
Auto BW      : Disabled
LdpOverRsvp : Enabled                 VprnAutoBind  : Enabled
IGP Shortcut: Enabled                 BGP Shortcut  : Enabled
IGP LFA     : Disabled                IGP Rel Metric: Disabled
BGPTransTun: Enabled
Oper Metric : 9
Prop Adm Grp: Disabled

Primary(a)  : path.N1.N2.3            Up Time       : 0d 00:01:04
Bandwidth   : 0 Mbps
Secondary   : path.N1.N2.4            Down Time     : 0d 00:01:00
Bandwidth   : 0 Mbps
  
```

```
=====
# show router mpls lsp "lsp_1" path "500" detail
  
```

```
=====
MPLS LSP lsp_1 Path 500 (Detail)
  
```

```
Legend :
```

```

@ - Detour Available          # - Detour In Use
b - Bandwidth Protected      n - Node Protected
s - Soft Preemption
S - Strict                    L - Loose
A - ABR
  
```

```
-----
LSP lsp_1 Path 500
  
```

```

LSP Name       : lsp_1
Path LSP ID    : 38400
From           : 10.10.1.1           To           : 10.10.1.2
Admin State    : Up                  Oper State   : Down
Path Name      : 500                 Path Type    : Primary
Path Admin     : Up                  Path Oper    : Down
Out Interface  : n/a                 Out Label    : n/a
Path Up Time   : 0d 00:00:00         Path Down Time : 0d 00:00:43
Retry Limit    : 0                   Retry Timer   : 30 sec
Retry Attempt  : 2                   Next Retry In : 19 sec
BFDD Template  : None                BFDD Ping Interval : 60
BFDD Enable    : FALSE

Adspec         : Disabled             Oper Adspec  : N/A
CSPF           : Disabled             Oper CSPF    : N/A
Least Fill     : Disabled             Oper LeastFill : N/A
FRR            : Disabled             Oper FRR     : N/A
Prop Adm Grp   : Disabled             Oper Prop AG : N/A
Inter-area     : N/A

Neg MTU        : 0                   Oper MTU     : N/A
Bandwidth      : No Reservation       Oper Bw      : N/A
Hop Limit      : 255                 Oper HopLimit : N/A
Record Route   : Record               Oper Rec Route : N/A
Record Label   : No Record            Oper Rec Label : N/A
Setup Priority  : 7                   Oper Setup Priority : N/A
Hold Priority   : 7                   Oper Hold Priority : N/A
Class Type     : 7                   Oper CT      : N/A
Backup CT      : 5
MainCT Retry   : 500
  Rem          :
MainCT Retry   : 500
  Limit       :
  
```

```

Include Grps      :                               Oper InclGrps   :
None                                                     N/A
Exclude Grps     :                               Oper ExclGrps   :
None                                                     N/A

Adaptive         : Enabled                       Oper Metric     : N/A
Preference       : n/a
Path Trans       : 0                           CSPF Queries    : 0
Failure Code     : noResourcesAvailable
Failure Node     : 10.1.255.255
Explicit Hops    :
  No Hops Specified
Actual Hops      :
  No Hops Specified
Resignal Eligible: False
Last Resignal    : n/a                           CSPF Metric     : N/A
=====
  
```

```
# show router mpls lsp path detail tof1
```

```
=====
MPLS LSP tof1 Path (Detail)
=====
```

```
Legend :
```

```

@ - Detour Available          # - Detour In Use
b - Bandwidth Protected      n - Node Protected
s - Soft Preemption
  
```

```
-----
LSP tof1 Path 1
-----
```

```

LSP Name       : tof1                               Path LSP ID   : 4706
From           : 10.20.1.2                           To            : 10.20.1.4
Adm State      : Up                                 Oper State    : Up
Path Name      : 1                                 Path Type     : Primary
Path Admin     : Up                                 Path Oper     : Up
OutInterface   : 1/1/2:5                           Out Label     : 124809
Path Up Time   : 0d 00:01:16                       Path Dn Time  : 0d 00:00:00
Retry Limit    : 0                                 Retry Timer   : 20 sec
RetryAttempt   : 0                                 NextRetryIn  : 0 sec
SetupPriori*  : 4                                 Hold Priori*  : 4
Bandwidth     : 1 Mbps                             Oper Bw       : 1 Mbps
Hop Limit     : 255                                Class Type    : 5
Record Route   : Record                           Record Label  : Record
Oper MTU      : 1492                               Neg MTU       : 1492
Adaptive      : Enabled                             Oper Metric   : 1000
Include Grps  :                                     Exclude Grps  :
None                                                  None
Path Trans    : 2                                 CSPF Queries  : 1
Failure Code  : noError                           Failure Node  : n/a
ExplicitHops  :                                     Record Label  : N/A
  10.20.1.4                                       Record Label  : 124809
Actual Hops   :
  10.10.105.2(10.20.1.2) @ s                       CSPF Metric   : 1000
  -> 10.10.105.4(10.20.1.4)
ComputedHops  :                                     NextRetryIn  : 19 sec
  10.10.105.2   -> 10.10.105.4                     RetryAttempt  : 0
ResigEligib*  : False                             Failure Node  : n/a
LastResignal  : n/a
In Prog MBB   :
  MBB Type    : SoftPreemption
  Started At  : 12/08/2008 22:21:11
  FailureCode : noError
=====
  
```

*A:Dut-B#

```
# show router mpls lsp "LSP-PE-2-PE-4" detail
=====
MPLS LSPs (Originating) (Detail)
=====
-----
Type : Originating
-----
LSP Name      : LSP-PE-2-PE-4
LSP Type      : RegularLsp
LSP Index     : 4
From          : 192.0.2.104
Adm State     : Up
LSP Up Time   : 17d 02:16:53
Transitions   : 3
Retry Limit   : 0
Signaling     : RSVP
Hop Limit     : 255
Adaptive      : Enabled
FastReroute   : Disabled
CSPF          : Disabled
Metric        : N/A
Load Bal Wt   : N/A
Include Grps  :
None
Least Fill   : Disabled
BFD Template : None
BFD Enable    : False

LSP Tunnel ID : 4
TTM Tunnel Id : 4
To             : 192.0.2.102
Oper State     : Up
LSP Down Time : 0d 00:00:00
Path Changes  : 3
Retry Timer    : 30 sec
Resv. Style    : SE
Negotiated MTU : 8690
ClassType      : 0
Oper FR        : Disabled
ADSPEC         : Disabled

ClassForwarding: Disabled
Exclude Grps   :
None
BFD Ping Intvl : 60

Revert Timer: Disabled
EntropyLbl  : Inherited
Auto BW     : Enabled
Auto BW Min : 0 Mbps
AB Up Thresh: 5 percent
AB Up BW    : 0 Mbps
AB Curr BW  : 0 Mbps
AB Adj Mul  : 288+
AB Adj Time : 0 Mins
AB Adj Cnt  : 0
AB Last Adj : n/a
ABMaxAvgRt : 0 Mbps
AB Ovfl Lmt : 0
ABOvflThres : 0 percent
AB UndflLmt : 0
ABUndflThrs : 0 percent
ABMaxUndflBW: 0 Mbps
AB Adj Cause: none
Be Weight   : 100 percent
L1 Weight   : 100 percent
Nc Weight   : 100 percent
H1 Weight   : 100 percent
LdpOverRsvp : Enabled
VprnAutoBind: Enabled
IGP Shortcut: Enabled
IGP LFA     : Disabled
BGPTransTun : Enabled
Oper Metric : 1
Prop Adm Grp: Disabled

AB OpState   : Down
Auto BW Max  : 100000 Mbps
AB Down Thresh : 5 percent
AB Down BW   : 0 Mbps
AB Samp Intv  : 0 Mins
AB Samp Mul   : 1+
AB Samp Time  : 0 Mins
AB Samp Cnt   : 0
AB Next Adj   : 0 Mins
AB Lst AvgRt  : 0 Mbps
AB Ovfl Cnt   : 0
AB Ovfl BW    : 0 Mbps
AB Undrfl Cnt : 0
AB Undrfl BW  : 0 Mbps

AB Monitor BW : False
Af Weight     : 100 percent
L2 Weight     : 100 percent
Ef Weight     : 100 percent
H2 Weight     : 100 percent

BGP Shortcut  : Enabled
IGP Rel Metric : Disabled

Primary(a)    : completely-loose-path
Bandwidth     : 0 Mbps
Up Time       : 17d 02:16:53
=====
```

```
# show router mpls lsp "From Reno to Atlanta RSVP-TE" path detail
=====
MPLS LSP From Reno to Atlanta RSVP-TE Path (Detail)
=====
Legend :
  @ - Detour Available          # - Detour In Use
  b - Bandwidth Protected      n - Node Protected
  s - Soft Preemption
  S - Strict                    L - Loose
  A - ABR
=====
-----
LSP From Reno to Atlanta RSVP-TE Path primary_empty
-----
LSP Name          : From Reno to Atlanta RSVP-TE
Path LSP ID       : 14382
From              : 192.168.48.194      To              : 192.168.48.224
Admin State      : Up                  Oper State      : Up
Path Name        : primary_empty       Path Type       : Primary
Path Admin       : Up                  Path Oper      : Up
Out Interface    : 1/1/1                Out Label      : 262094
Path Up Time     : 0d 00:00:22         Path Down Time : 0d 00:00:00
Retry Limit      : 0                   Retry Timer     : 30 sec
Retry Attempt    : 0                   Next Retry In  : 0 sec
BFDD Template    : None                 BFDD Ping Interval : 60
BFDD Enable      : False
Adspec           : Disabled             Oper Adspec     : Disabled
CSPF             : Enabled              Oper CSPF       : Enabled
Least Fill       : Disabled             Oper LeastFill  : Disabled
FRR              : Enabled              Oper FRR        : Enabled
FRR NodeProtect  : Disabled             Oper FRR NP     : Disabled
FR Hop Limit     : 16                   Oper FRHopLimit : 16
FR Prop Admin Gr* : Disabled            Oper FRPropAdmGrp : Disabled
Propagate Adm Grp : Disabled            Oper Prop Adm Grp : Disabled
Inter-area       : False
PCE Updt ID     : 0
PCE Report       : Enabled              Oper PCE Report : Enabled
PCE Control      : Enabled              Oper PCE Control : Enabled
PCE Compute     : Enabled
Neg MTU          : 1496                 Oper MTU        : 1496
Bandwidth        : 10 Mbps              Oper Bandwidth  : 10 Mbps
Hop Limit        : 255                  Oper HopLimit   : 255
Record Route     : Record               Oper Record Route : Record
Record Label     : Record               Oper Record Label : Record
Setup Priority    : 7                   Oper Setup Priority : 7
Hold Priority     : 0                   Oper Hold Priority : 0
Class Type       : 0                    Oper CT         : 0
Backup CT        : None
MainCT Retry     : n/a
  Rem            :
MainCT Retry     : 0
  Limit         :
Include Groups   :                      Oper Include Groups :
None            :                      None
Exclude Groups  :                      Oper Exclude Groups :
top             :                      top
Adaptive        : Enabled               Oper Metric       : 40
Preference      : n/a
Path Trans      : 7                     CSPF Queries     : 7172
Failure Code    : noError
Failure Node    : n/a
Explicit Hops   :
  No Hops Specified
```

```

Actual Hops      :
  10.202.5.194 (192.168.48.194) @      Record Label      : N/A
-> 10.202.5.199 (192.168.48.199) @      Record Label      : 262094
-> 192.168.48.185 (192.168.48.185)      Record Label      : 262111
-> 10.0.5.185      Record Label      : 262111
-> 192.168.48.223 (192.168.48.223)      Record Label      : 262121
-> 10.0.7.223      Record Label      : 262121
-> 192.168.48.224 (192.168.48.224)      Record Label      : 262116
-> 10.101.4.224      Record Label      : 262116
Computed Hops    :
  10.202.5.199(S)
-> 10.0.5.185(S)
-> 10.0.7.223(S)
-> 10.101.4.224(S)
Resignal Eligible: False
Last Resignal    : n/a                CSPF Metric        : 40
-----
LSP From Reno to Atlanta RSVP-TE Path secondary_empty
-----
LSP Name          : From Reno to Atlanta RSVP-TE
Path LSP ID       : 14384
From              : 192.168.48.194      To                  : 192.168.48.224
Admin State       : Up                  Oper State          : Up
Path Name         : secondary_empty     Path Type           : Standby
Path Admin        : Up                  Path Oper           : Up
Out Interface     : 1/
  
```

CBF Info —To see CBF information of the LSP:

```

# show router mpls lsp "11-4" detail
=====
MPLS LSPs (Originating) (Detail)
=====
Legend :
  + - Inherited
=====
-----
Type : Originating
-----
LSP Name          : 11-4
LSP Type          : RegularLsp          LSP Tunnel ID     : 83
LSP Index         : 83                  TTM Tunnel Id     : 83
From              : 10.20.1.2           To                 : 10.20.1.5
Adm State         : Up                  Oper State        : Up
LSP Up Time       : 0d 00:15:33         LSP Down Time     : 0d 00:00:00
Transitions       : 1                   Path Changes      : 1
Retry Limit       : 0                   Retry Timer       : 30 sec
Signaling         : RSVP                Resv. Style       : SE
Hop Limit         : 255                 Negotiated MTU    : 1500
Adaptive          : Enabled              ClassType         : 0
FastReroute      : Disabled              Oper FR           : Disabled
Egress Stats     : Enabled              Egress Oper State : N/A
CSPF              : Enabled              ADSPEC            : Disabled
Metric           : N/A                  Use TE metric     : Disabled
Load Bal Wt      : N/A                  ClassForwarding   : Enabled
CBF FC           : None                  CBF Default LSP   : No
CBF Fwding Plcy : policy1
CBF Fwding Set   : 4
Include Grps     :                      Exclude Grps      :
None                                                     None
Least Fill       : Disabled
BFD Template     : None                  BFD Ping Intvl   : 60
BFD Enable       : False                  BFD Failure-action : None
  
```

```

Revert Timer      : Disabled          Next Revert In   : N/A
Entropy Label    : Enabled+          Oper Entropy Label : Enabled
Negotiated EL    : Disabled
Auto BW          : Disabled
LdpOverRsvp     : Enabled
VprnAutoBind    : Enabled
IGP Shortcut     : Enabled          BGP Shortcut    : Enabled
IGP LFA         : Disabled          IGP Rel Metric  : Disabled
BGPTransTun     : Enabled
Oper Metric      : 2000
Prop Adm Grp    : Disabled
PCE Report      : Disabled+        Binding SID     : 1234
PCE Compute     : Disabled          PCE Control    : Disabled
Path Profile     : None

Primary(a)      : 1                Up Time         : 0d 00:15:33
Bandwidth       : 0 Mbps
=====

```

Table 266: MPLS LSP Output Fields

Label	Description
LSP Name	The name of the LSP used in the path.
To	The IP address of the egress router for the LSP.
Adm State	Down — The path is administratively disabled. Up — The path is administratively enabled.
Oper State	Down — The path is operationally down. Up — The path is operationally up.
LSPs	The total number of LSPs configured.
From	The IP address of the ingress router for the LSP.
LSP Up Time	The length of time the LSP has been operational.
Transitions	The number of transitions that have occurred for the LSP.
Retry Limit	The number of attempts that the software should make to re-establish the LSP after it has failed.
Signaling	Specifies the signaling style.
Hop Limit	The maximum number of hops that an LSP can traverse, including the ingress and egress routers.
Fast Reroute/Fast Fail Config	enabled — Fast reroute is enabled. In the event of a failure, traffic is immediately rerouted on the pre-computed detour LSP, thus minimizing packet loss. disabled — There is no detour LSP from each node on the primary path.
PathCompMethod	pce — PCE path computation method is configured. local-cspf — Local CSPF path computation method is configured.

Label	Description
Adspec/ ADSPEC	enabled — The LSP includes advertising data (ADSPEC) objects in RSVP messages. disabled — The LSP does not include advertising data (ADSPEC) objects in RSVP messages.
FallbkPathComp	none — No fallback method is configured. local-cspf — Local CSPF fallback is configured.
Primary	The preferred path for the LSP.
Secondary	The alternate path that the LSP uses if the primary path is not available.
Bandwidth	The amount of bandwidth in Mb/s reserved for the LSP path.
LSP Up Time	The total time in increments that the LSP path has been operational.
LSP Tunnel ID	The value which identifies the label switched path that is signaled for this entry.
To	The IP address of the egress router for the LSP.
LSP Down Time	The total time in increments that the LSP path has not been operational.
Path Changes	The number of path changes this LSP has had. For every path change (path down, path up, path change), a corresponding syslog/trap (if enabled) is generated.
Retry Timer	The time in s, for LSP re-establishment attempts after an LSP failure.
Resv Style	se — Specifies a shared reservation environment with a limited reservation scope. This reservation style creates a single reservation over a link that is shared by an explicit list of senders. ff — Specifies a shared reservation environment with an explicit reservation scope. Specifies an explicit list of senders and a distinct reservation for each of them.
Negotiated MTU	The size of the maximum transmission unit (MTU) that is negotiated during establishment of the LSP.
FR Hop Limit	The total number of hops a detour LSP can take before merging back onto the main LSP path.
LastResignal Attempt	Displays the system up time when the last attempt to resignal this LSP was made.
MBB Type	Displays an enumerated integer that specifies the type of make-before-break (MBB). If none displays then there is no MBB in progress or no last MBB.
MBB State	Displays the state of the most recent invocation of the make-before-break functionality.
End at	Displays the system up time when the last MBB ended.
Old Metric	Displays the cost of the traffic engineered path for the LSP path prior to MBB.

Label	Description
NextRetryIn	Displays the amount of time (in s) remaining, before the next attempt is made to retry the in-progress MBB.
RetryAttempt	Displays the number attempts for the MBB is in progress.
Failure Code	Displays the reason code for in-progress MBB failure. A value of none indicates that no failure has occurred. See "LSP Failure Codes" in the <i>7450 ESS, 7750 SR, 7950 XRS, and VSR MPLS Guide</i> for more information.
Failure Node	Displays the IP address of the node in the LSP path at which the in-progress MBB failed. When no failure has occurred, this value is none .
Static LSPs	Displays the number of static LSPs.
Dynamic LSPs	Displays the number of dynamic RSVP LSPs.
P2P LSPs	Displays the number of P2P RSVP LSPs.
Detour LSPs	Displays the number of detour RSVP LSPs.
P2MP S2Ls	Displays the number of P2MP RSVP S2Ls.
MPLS-TP LSPs	Displays the number of MPLS-TP LSPs.
Mesh-P2P LSPs	Displays the number of Mesh-P2P RSVP LSPs.
One Hop-P2P LSPs	Displays the number of one hop P2P RSVP LSPs.
SR-TE LSPs	Displays the number of SR-TE LSPs.
Mesh-P2P SR-TE LSPs	Displays the number of Mesh-P2P SR-TE LSPs.
One Hop-P2P SR-TE LSPs	Displays the number of one hop SR-TE LSPs.
PCE Init SR-TE LSPs	Displays the number of PCE initiated SR-TE LSPs.

Table 267: LSP Detail Output Fields

Label	Description
Auto BW	Enabled — Auto-bandwidth adjustment is configured on this LSP.
AB OpState	Up – Auto-bandwidth is operationally enabled on this LSP Down – Auto-bandwidth is operationally disabled on this LSP
Auto BW Min	The minimum bandwidth of the LSP that auto-bandwidth can request (in Mb/s).

Label	Description
Auto BW Max	The maximum bandwidth of the LSP that auto-bandwidth can request (in Mb/s).
AB Up Thresh	The percent threshold for increasing LSP bandwidth.
AB Down Thresh	The percent threshold for decreasing LSP bandwidth.
AB Up BW	The absolute bandwidth threshold for increasing LSP bandwidth (in Mb/s).
AB Down BW	The absolute bandwidth threshold for decreasing LSP bandwidth (in Mb/s).
AB Coll Intv	The auto-bandwidth collection interval.
AB Adj Mul	The adjust-multiplier for this LSP (may be configured or inherited).
AB Samp Mul	The sample-multiplier for this LSP (may be configured or inherited).
AB Adj Time	The adjust-multiplier times the collection-interval (in minutes).
AB Sample Time	The sample-multiplier times the collection-interval (in minutes).
AB Adj Cnt	The adjust count (number of whole collection intervals since the start of the current adjust interval).
AB Samp Cnt	The sample count (number of whole collection intervals since the start of the current sample interval).
AB Last Adj	The system time of the last auto-bandwidth adjustment.
AB Next Adj	The approximate remaining time in the current adjust interval (adjust-multiplier – adjust count) times the collection interval (in min). This overstates the actual remaining time because the elapsed time in the current collection interval is not accounted for.
AB Adj Cause	The cause of the last auto-bandwidth adjustment: <ul style="list-style-type: none"> • none – no adjustment has occurred • manual • adj-count • overflow
AB Max AvgR*	The maximum average data rate in any sample interval of the current adjust interval.
AB Lst AvgR*	The average data rate measured in the sample interval that ended most recently.
AB Ovfl Lmt	The configured value of the auto-bandwidth overflow-limit.
AB Ovfl Cnt	The number of overflow samples since the last reset.

Label	Description
ABOvflThres	The percent threshold for declaring an overflow sample.
AB Ovfl BW	The absolute bandwidth threshold for declaring an overflow sample (in Mb/s).
AB Monitor BW	True – monitor bandwidth is enabled on the LSP. False – monitor bandwidth is not enabled on the LSP.
BFD Enable	The operational state of BFD on the LSP.
BFD failure-action	The failure action that is configured for the BFD LSP.
Lsp Self Ping	Enabled – LSP Self-ping on this RSVP LSP or RSVP LSPs (one-hop-p2p or mesh-p2p) using this LSP template is enabled. Disabled – LSP Self-ping on this RSVP LSP or RSVP LSPs (one-hop-p2p or mesh-p2p) using this LSP template is disabled. Inherited – inherits the value configured under config>router>mpls>lsp-self-ping>rsvp-te
OperPathComp Method	Displays the path computation method in use (pce, local, or none).
Self ping timeouts	Specifies the count of the number of LSP Self-ping timeouts.

lsp

Syntax

lsp *lsp-name*

Context

[\[Tree\]](#) (clear>router>mpls lsp)

Full Context

clear router mpls lsp

Description

This command resets and restarts an LSP.

Parameters

lsp-name

Specifies the LSP to clear, up to 64 characters in length.

Platforms

All

lsp

Syntax

lsp [*plsp-id plsp-id*]

lsp lsp-type *lsp-type* [**tunnel-id** *tunnel-id*]

Context

[Tree] (tools>dump>router>pcep>pcc lsp)

Full Context

tools dump router pcep pcc lsp

Description

This command displays LSP information.

Parameters

plsp-id

Specifies the PLSP ID.

Values 1 to 1048575

lsp-type

Specifies the LSP type.

Values rsvp-p2p, rsvp-p2mp, seg-rt

tunnel-id

Specifies the tunnel ID.

Values 1 to 1048575

Platforms

All

15.70 lsp-autobandwidth

lsp-autobandwidth

Syntax

lsp-autobandwidth [*lsp-name*]

Context

[\[Tree\]](#) (clear>router>mpls lsp-autobandwidth)

Full Context

```
clear router mpls lsp-autobandwidth
```

Description

This command clears the following counters/timers, as follows:

- The sample count is reset to zero, and the average data rate of the current sample interval is discarded.
- The adjust count is reset to zero.
- The maximum average data rate is zeroed.
- The overflow count is zeroed.

Parameters

lsp-name

Specifies the LSP to clear, up to 64 characters.

Platforms

All

15.71 lsp-bfd

lsp-bfd

Syntax

```
lsp-bfd [prefix-list-name [prefixes]]
```

Context

[\[Tree\]](#) (show>router>ldp lsp-bfd)

Full Context

```
show router ldp lsp-bfd
```

Description

This command displays information about prefixes that have LSP BFD configured.

Parameters

prefixes

Shows all FECs that the system has received a label mapping message for and which are also eligible for LSP BFD.

prefix-list-name

Specifies a prefix list for which to display prefix information, and whether BFD is active for each prefix.

Platforms

All

Output

The following output is an example of LSP BFD information for prefixes.

Sample Output

```
A:b1# show router ldp lsp-bfd "prefixListName_12345678901234567"
=====
BFD on LDP LSP Configuration Detail
=====
Prefix List       : prefixListName_12345678901234567
Prefix Count     : 6
BFD Template     : bfdTemplateName
Source Address   : 2001:db8:f4f5:f6f7:f8f9:fab:fcfd:feff
BFD Enable       : Yes           Failure Action   : none
LSP Ping Interval : 60 seconds   Priority       : 1
=====

A:b1# show router ldp lsp-bfd "prefixListName_12345678901234567" prefixes
=====
BFD on LDP LSP Prefix List "prefixListName_12345678901234567" (Enabled)
=====
Prefix                               Operational State
-----
10.2.3.4/32                          BFD Disabled
10.2.3.5/32                          Src Address Missing
10.2.3.6/32                          Src Address Mismatch
10::2:0/128                          Up
1::2:1/128                          Down
2001:db8:1415:1617:1819:1a1b:1c1d:1e1f/128 Down (Trap Only)
-----
No. of prefixes: 6
=====
```

lsp-bfd

Syntax

lsp-bfd

Context

[\[Tree\]](#) (tools>dump>router lsp-bfd)

[\[Tree\]](#) (tools>dump>router>ldp lsp-bfd)

Full Context

tools dump router lsp-bfd

tools dump router ldp lsp-bfd

Description

Commands in this context dump LSP BFD template information.

Platforms

All

lsp-bfd

Syntax

lsp-bfd

lsp-bfd ldp prefix *ip-prefix/prefix-length*

lsp-bfd local-bfd-discrim *bfd-discriminator*

lsp-bfd lsp-name *lsp-name*

Context

[\[Tree\]](#) (show>test-oam lsp-bfd)

Full Context

show test-oam lsp-bfd

Description

This command displays information about Bidirectional Forwarding Detection (BFD) sessions on LSPs.

Parameters

ip-prefix/prefix-length

Specifies an IP prefix for which to display BFD session information, and the length of the prefix.

Values *ipv4-prefix* — a.b.c.d
ipv4-prefix-length — 0 to 32
ipv6-prefix — x:x:x:x:x:x:x (eight 16-bit pieces)
x:x:x:x:x:d.d.d.d
x — 0 to FFFF (hexadecimal)
d — 0 to 255 (decimal)
ipv6-prefix-length — 0 to 128

bfd-discriminator

Displays information about the unique local discriminator for this session.

lsp-name

Specifies information about the specified LSP name up to 64 characters in length.

Platforms

All

Output

The following output is an example of BFD LSP information.

Sample Output

```
A:bkvm1# show test-oam lsp-bfd local-bfd-discrim 1
-----
LSP Ping Bootstrap and Periodic Verification Information for BFD on an LSP
-----
LSP Name : Z
LSP Path Status      : unknown
Replying Node       : (None)
Latest Return Code  : NoRtnCode (0)
Latest Return Subcode : 3
Local BFD Discriminator : 1           Remote BFD Discriminator : 4111222333
Tx LSP Ping Requests : 2123456789   Rx LSP Ping Requests   : 3123456789
-----
A:bkvm1#

A:bkvm1# show test-oam lsp-bfd local-bfd-discrim 1
-----
LSP Ping Bootstrap and Periodic Verification Information for BFD on an LSP
-----
LSP Name : Z
LSP Path Status      : active
Replying Node       : 192.168.242.243
Latest Return Code  : DSRtrMatchLabel (8)
Latest Return Subcode : 4
Local BFD Discriminator : 1           Remote BFD Discriminator : 4111222333
Tx LSP Ping Requests : 2123456789   Rx LSP Ping Requests   : 3123456789
-----
A:bkvm1#

A:bkvm1# show test-oam lsp-bfd local-bfd-discrim 1
-----
LSP Ping Bootstrap and Periodic Verification Information for BFD on an LSP
-----
LSP Name : Z
LSP Path Status      : inactive
Replying Node       : 2001:db8:f4f5:f6f7:f8f9:fafb:fcfd:feff
Latest Return Code  : DSRtrUnmatchLabel (10)
Latest Return Subcode : 5
Local BFD Discriminator : 1           Remote BFD Discriminator : 4111222333
Tx LSP Ping Requests : 2123456789   Rx LSP Ping Requests   : 3123456789
-----
A:bkvm1#

A:bkvm1# show test-oam lsp-bfd local-bfd-discrim 1
-----
LSP Ping Bootstrap and Periodic Verification Information for BFD on an LSP
-----
LSP Name : Z
LSP Path Status      : unknown
Replying Node       : (None)
Latest Return Code  : DSNoMac (16)
Latest Return Subcode : 6
```



```
Local BFD Discriminator : 1           Remote BFD Discriminator : 4111222333
Tx LSP Ping Requests   : 2123456789  Rx LSP Ping Requests   : 3123456789
-----
A:bkvm1#

*B:Dut-B# show test-oam lsp-bfd ldp prefix 10.20.1.3/32
-----
LSP Ping Bootstrap and Periodic Verification Information for BFD on LSPs
-----
FEC Type                : LDP
Prefix                  : 10.20.1.3/32
Source Address          : 10.20.1.2
Replying Node           : 10.20.1.3
Latest Return Code      : EgressRtr (3)
Latest Return Subcode   : 1
Local BFD Discriminator : 1           Remote BFD Discriminator : 43
LSP Ping Tx Interval (s) : 60        Bootstrap Retry Count   : 0
Tx LSP Ping Requests    : 2           Rx LSP Ping Replies     : 2
-----
No. of matching BFD on LSP sessions: 1
-----
```

lsp-bfd

Syntax

lsp-bfd

Context

[\[Tree\]](#) (tools>dump>test-oam lsp-bfd)

Full Context

tools dump test-oam lsp-bfd

Description

Commands in this context dump information about Bidirectional Forwarding Detection (BFD) sessions on LSPs.

Platforms

7450 ESS, 7750 SR, 7750 SR-a, 7750 SR-e, 7750 SR-s, 7950 XRS

15.72 lsp-db

lsp-db

Syntax

lsp-db [**lsp-type** *lsp-type*] [**delegated-pce** *ip-address*]

```
lsp-db [lsp-type lsp-type] from ip-address [ delegated-pce ip-address]  
lsp-db [lsp-type lsp-type] lsp lsp-name [ delegated-pce ip-address]  
lsp-db [lsp-type lsp-type] to ip-address [ delegated-pce ip-address]  
lsp-db [lsp-type lsp-type] tunnel-id tunnel-id
```

Context

[\[Tree\]](#) (show>router>pcep>pcc lsp-db)

Full Context

```
show router pcep pcc lsp-db
```

Description

This command displays the PCEP LSP-DB information.

Parameters

lsp-type

Specifies the LSP type.

Values rsvp-p2p, rsvp-p2mp, seg-rt



Note:

The LSP type, **rsvp-p2mp**, is not supported for PCE controlled or PCE initiated LSPs.

ip-address

Specifies the IP address.

Values a.b.c.d

lsp-name

Specifies the LSP name, up to 80 characters.

tunnel-id

Specifies the tunnel ID.

Values 1 to 65535

Platforms

All

Output

LSP-DB Output

[Table 268: LSP-DB Output Fields](#) describes LSP-DB output fields.

Sample Output

```
*A:Dut-C>config>router>mpls# show router pcep pcc lsp-db  
=====
```

```

PCEP Path Computation Client (PCC) LSP Update Info
=====
PCEP-specific LSP ID: 1
LSP ID           : 11264           LSP Type           : pce-init-seg-rt
Tunnel ID        : 16386           Extended Tunnel Id  : 10.20.1.3
LSP Name         : intra_area_no_constraints
Source Address   : 10.20.1.3       Destination Address : 10.20.1.6
LSP Delegated   : True            Delegate PCE Address: 10.20.1.24
Oper Status      : active
-----
PCEP-specific LSP ID: 2
LSP ID           : 3072           LSP Type           : pce-init-seg-rt
Tunnel ID        : 16387           Extended Tunnel Id  : 10.20.1.3
LSP Name         : intra_area_nonDefault
Source Address   : 10.20.1.3       Destination Address : 10.20.1.6
LSP Delegated   : True            Delegate PCE Address: 10.20.1.24
Oper Status      : active
=====
  
```

Table 268: LSP-DB Output Fields

Label	Description
PCEP-specific LSP ID	Specifies the PCEP specific LSP ID.
LSP ID	Specifies the LSP ID.
LSP Type	rsvp-p2p — Indicates the LSP type is rsvp-p2p. rsvp-p2mp — Indicates the LSP type is rsvp-p2mp. seg-rt — Indicates the LSP type is seg-rt. pce-init-seg-rt — Indicates the LSP type is pce-init-seg-rt.
Tunnel ID	Specifies the tunnel ID.
Extended Tunnel Id	Specifies the extended tunnel ID.
LSP Name	Specifies the LSP name
Source Address	Specifies the source IP address.
Destination Address	Specifies the destination IP address.
LSP Delegated	True — Specifies that LSP Delegation is true. False— Specifies that LSP Delegation is false.
Delegate PCE Address	Specifies the delegate PCE IP address.
Oper Status	active — Specifies that the operational status is active. down — Specifies that the operational status is down.

15.73 lsp-egress-stats

lsp-egress-stats

Syntax

lsp-egress-stats

lsp-egress-stats *lsp-name*

Context

[Tree] (show>router>mpls lsp-egress-stats)

Full Context

show router mpls lsp-egress-stats

Description

This command displays MPLS LSP egress statistics information.

Parameters

lsp-name

Specifies the LSP name, up to 64 characters.

Platforms

All

Output

The following output is an example of MPLS LSP egress statistics information.

Sample Output

```
*A:Dut-C>config>router>mpls>lsp$ show router mpls lsp-egress-stats lsp "1"
=====
MPLS LSP Egress Statistics
=====
-----
LSP Name      : 1
-----
Collect Stats : Enabled          Accting Plcy. : Default
Adm State     : Up              PSB Match     : True
FC BE
InProf Pkts   : 0                OutProf Pkts  : 0
InProf Octets : 0                OutProf Octets: 0
FC L2
InProf Pkts   : 0                OutProf Pkts  : 0
InProf Octets : 0                OutProf Octets: 0
FC AF
InProf Pkts   : 0                OutProf Pkts  : 0
InProf Octets : 0                OutProf Octets: 0
FC L1
```

```

InProf Pkts : 0          OutProf Pkts : 0
InProf Octets : 0       OutProf Octets: 0
FC H2
InProf Pkts : 0          OutProf Pkts : 0
InProf Octets : 0       OutProf Octets: 0
FC EF
InProf Pkts : 0          OutProf Pkts : 0
InProf Octets : 0       OutProf Octets: 0
FC H1
InProf Pkts : 0          OutProf Pkts : 0
InProf Octets : 0       OutProf Octets: 0
FC NC
InProf Pkts : 0          OutProf Pkts : 0
InProf Octets : 0       OutProf Octets: 0
=====

*A:Dut-C# show router mpls lsp-egress-stats lsp "ipmsi-1-73728"

=====
MPLS LSP Egress Statistics
=====
-----
LSP Name      : ipmsi-1-73728
-----
Collect Stats : Enabled          Accting Plcy. : Default
Adm State     : Up              PSB Match    : True
FC BE
InProf Pkts  : 0                OutProf Pkts : 0
InProf Octets : 0                OutProf Octets: 0
FC L2
InProf Pkts  : 0                OutProf Pkts : 0
InProf Octets : 0                OutProf Octets: 0
FC AF
InProf Pkts  : 0                OutProf Pkts : 0
InProf Octets : 0                OutProf Octets: 0
FC L1
InProf Pkts  : 0                OutProf Pkts : 0
InProf Octets : 0                OutProf Octets: 0
FC H2
InProf Pkts  : 0                OutProf Pkts : 0
InProf Octets : 0                OutProf Octets: 0
FC EF
InProf Pkts  : 0                OutProf Pkts : 0
InProf Octets : 0                OutProf Octets: 0
FC H1
InProf Pkts  : 0                OutProf Pkts : 0
InProf Octets : 0                OutProf Octets: 0
FC NC
InProf Pkts  : 0                OutProf Pkts : 0
InProf Octets : 0                OutProf Octets: 0
=====

```

lsp-egress-stats

Syntax

lsp-egress-stats [active]

lsp-egress-stats lsp *lsp-name*

Context

[\[Tree\]](#) (show>router>mpls>mpls-tp lsp-egress-stats)

Full Context

```
show router mpls mpls-tp lsp-egress-stats
```

Description

This command displays MPLS-TP LSP egress statistics information.

Parameters

active

Displays statistics for all active LSPs.

lsp-name

Displays statistics for the specified LSP name, up to 64 characters.

Platforms

7450 ESS, 7750 SR, 7750 SR-a, 7750 SR-e, 7750 SR-s, 7950 XRS

lsp-egress-stats

Syntax

```
lsp-egress-stats
```

```
lsp-egress-stats lsp-name
```

Context

[\[Tree\]](#) (clear>router>mpls lsp-egress-stats)

Full Context

```
clear router mpls lsp-egress-stats
```

Description

This command clears MPLS LSP egress statistics information.

Parameters

lsp-name

Specifies the LSP to clear, up to 64 characters.

Platforms

All

lsp-egress-stats

Syntax

lsp-egress-stats **lsp** *lsp-name* [**interval** *seconds*] [**repeat** *repeat*] [**absolute** | **rate**] [**bits**]

Context

[\[Tree\]](#) (monitor>router>mpls lsp-egress-stats)

Full Context

monitor router mpls lsp-egress-stats

Description

This command displays egress statistics for LSP interfaces at the configured interval until the configured count is reached.

Default

no lsp-egress-stats

Parameters

lsp-name

Specifies the LSP name, up to 64 characters.

repeat

Specifies how many times the command is repeated.

Values 1 to 999

Default 10

seconds

Specifies the interval for each display, in seconds.

Values 3 to 60

Default 10

absolute

Displays raw statistics, without processing. No calculations are performed on the delta or rate statistics.

rate

Displays rate-per-second for each statistic instead of the delta.

bits

Displays the output values in bits rather than in octets.

Platforms

All

Output

The following output is an example of LSP egress statistics information.

Sample Output

```
B:Dut-C-cpm2# monitor router mpls lsp-egress-stats lsp sample repeat 3 interval 10
absolute
=====
Monitor egress statistics for MPLS LSP "sample"
-----
At time t = 0 sec (Base Statistics)
-----
LSP Name      : sample
-----
Collect Stats : Enabled          Accting Plcy. : 5
Adm State     : Up              PSB Match     : True
FC BE
InProf Pkts  : 0                OutProf Pkts  : 551
InProf Octets : 0                OutProf Octets : 560918
FC L2
InProf Pkts  : 0                OutProf Pkts  : 551
InProf Octets : 0                OutProf Octets : 560918
FC AF
InProf Pkts  : 551              OutProf Pkts  : 0
InProf Octets : 560918          OutProf Octets : 0
FC L1
InProf Pkts  : 551              OutProf Pkts  : 0
InProf Octets : 560918          OutProf Octets : 0
FC H2
InProf Pkts  : 0                OutProf Pkts  : 551
InProf Octets : 0                OutProf Octets : 560918
FC EF
InProf Pkts  : 0                OutProf Pkts  : 551
InProf Octets : 0                OutProf Octets : 560918
FC H1
InProf Pkts  : 0                OutProf Pkts  : 551
InProf Octets : 0                OutProf Octets : 560918
FC NC
InProf Pkts  : 551              OutProf Pkts  : 0
InProf Octets : 560918          OutProf Octets : 0
-----
At time t = 10 sec (Mode: Absolute)
-----
LSP Name      : sample
-----
Collect Stats : Enabled          Accting Plcy. : 5
Adm State     : Up              PSB Match     : True
FC BE
InProf Pkts  : 0                OutProf Pkts  : 580
InProf Octets : 0                OutProf Octets : 590440
FC L2
InProf Pkts  : 0                OutProf Pkts  : 580
InProf Octets : 0                OutProf Octets : 590440
FC AF
InProf Pkts  : 580              OutProf Pkts  : 0
InProf Octets : 590440          OutProf Octets : 0
FC L1
InProf Pkts  : 580              OutProf Pkts  : 0
InProf Octets : 590440          OutProf Octets : 0
FC H2
InProf Pkts  : 0                OutProf Pkts  : 580
InProf Octets : 0                OutProf Octets : 590440
FC EF
```



```

InProf Pkts   : 0           OutProf Pkts   : 580
InProf Octets : 0           OutProf Octets : 590440
FC H1
InProf Pkts   : 0           OutProf Pkts   : 580
InProf Octets : 0           OutProf Octets : 590440
FC NC
InProf Pkts   : 580         OutProf Pkts   : 0
InProf Octets : 590440     OutProf Octets : 0
  
```

 At time t = 20 sec (Mode: Absolute)

LSP Name : sample

```

Collect Stats : Enabled      Accting Plcy. : 5
Adm State     : Up           PSB Match     : True
FC BE
InProf Pkts   : 0           OutProf Pkts   : 609
InProf Octets : 0           OutProf Octets : 619962
FC L2
InProf Pkts   : 0           OutProf Pkts   : 609
InProf Octets : 0           OutProf Octets : 619962
FC AF
InProf Pkts   : 609         OutProf Pkts   : 0
InProf Octets : 619962     OutProf Octets : 0
FC L1
InProf Pkts   : 609         OutProf Pkts   : 0
InProf Octets : 619962     OutProf Octets : 0
FC H2
InProf Pkts   : 0           OutProf Pkts   : 609
InProf Octets : 0           OutProf Octets : 619962
FC EF
InProf Pkts   : 0           OutProf Pkts   : 609
InProf Octets : 0           OutProf Octets : 619962
FC H1
InProf Pkts   : 0           OutProf Pkts   : 609
InProf Octets : 0           OutProf Octets : 619962
FC NC
InProf Pkts   : 609         OutProf Pkts   : 0
InProf Octets : 619962     OutProf Octets : 0
  
```

 At time t = 30 sec (Mode: Absolute)

LSP Name : sample

```

Collect Stats : Enabled      Accting Plcy. : 5
Adm State     : Up           PSB Match     : True
FC BE
InProf Pkts   : 0           OutProf Pkts   : 638
InProf Octets : 0           OutProf Octets : 649484
FC L2
InProf Pkts   : 0           OutProf Pkts   : 638
InProf Octets : 0           OutProf Octets : 649484
FC AF
InProf Pkts   : 638         OutProf Pkts   : 0
InProf Octets : 649484     OutProf Octets : 0
FC L1
InProf Pkts   : 638         OutProf Pkts   : 0
InProf Octets : 649484     OutProf Octets : 0
FC H2
InProf Pkts   : 0           OutProf Pkts   : 638
InProf Octets : 0           OutProf Octets : 649484
FC EF
InProf Pkts   : 0           OutProf Pkts   : 638
InProf Octets : 0           OutProf Octets : 649484
  
```

```

FC H1
InProf Pkts   : 0                OutProf Pkts   : 638
InProf Octets : 0                OutProf Octets : 649484
FC NC
InProf Pkts   : 638             OutProf Pkts   : 0
InProf Octets : 649484         OutProf Octets : 0
=====
B:Dut-C-cpm2#
    
```

15.74 lsp-history

lsp-history

Syntax

lsp-history [*lsp-name*]

Context

[\[Tree\]](#) (tools>dump>router>mpls lsp-history)

Full Context

tools dump router mpls lsp-history

Description

This command displays the recorded history of LSP events for all RSVP-TE LSPs if no LSP name is provided, or only the named LSP if an LSP name is provided.

Parameters

lsp-name

Specifies the LSP name, up to 64 characters.

Platforms

All

Output

The following example shows the LSP history output, and [Table 269: Output fields: tools dump router mpls lsp-history command](#) describes the output fields.

```
tools dump router mpls lsp-history "C_F_5"
```

Sample Output

```

Info: lsp history recording is Enabled
=====
LSP: C_F_5
Hist Log [size=100] Last Entry = 17
    
```

```

=====
17 2022/09/20 06:43:52.15 UTC LSP Up
16 2022/09/20 06:43:52.15 UTC Active path selected: C_F_sec
15 2022/09/20 06:43:52.15 UTC Path Up: C_F_sec:47618
14 2022/09/20 06:43:52.13 UTC CSPF Computation result Success: C_F_sec
13 2022/09/20 06:43:52.13 UTC ER0: IPv4Prefix 10.10.5.3/32, Strict
12 2022/09/20 06:43:52.13 UTC Active path removed: C_F_5
11 2022/09/20 06:43:52.13 UTC LSP Down Reason: Admin Down
10 2022/09/20 06:43:52.13 UTC Path Down: C_F_5:pathAdminDown
9 2022/09/20 06:42:58.57 UTC LSP-ID Created: 47618
8 2022/09/20 06:39:49.53 UTC LSP Up
7 2022/09/20 06:39:49.53 UTC Active path selected: C_F_5
6 2022/09/20 06:39:49.53 UTC Path Up: C_F_5:47616
5 2022/09/20 06:39:49.53 UTC CSPF Computation result Success: C_F_5
4 2022/09/20 06:39:49.53 UTC ER0: IPv4Prefix 10.10.11.3/32, Strict
3 2022/09/20 06:39:32.18 UTC CSPF result Failure: No CspfRouteOwner
2 2022/09/20 06:39:32.18 UTC LSP-ID Created: 47616
1 2022/09/20 06:39:32.15 UTC Created: C_F_5
  
```

Table 269: Output fields: tools dump router mpls lsp-history command

Label	Description
Info	Specifies whether the LSP history event recording is enabled or disabled
LSP	Specifies the name of the LSP
Hist Log	Specifies the size of the history log
Last Entry	Specifies the number of entries

lsp-history

Syntax

lsp-history [*lsp-name*]

Context

[Tree] (clear>router>mpls lsp-history)

Full Context

clear router mpls lsp-history

Description

This command clears the recorded history of LSP events for all RSVP-TE LSPs if no LSP name is provided, or only the named LSP if the LSP name is provided.

Parameters

lsp-name

Specifies the LSP name, up to 64 characters.

Platforms

All

15.75 lsp-ingress-stats

lsp-ingress-stats

Syntax

lsp-ingress-stats

lsp-ingress-stats *ip-address* **lsp** *lsp-name*

Context

[\[Tree\]](#) (show>router>mpls lsp-ingress-stats)

Full Context

show router mpls lsp-ingress-stats

Description

This command displays MPLS LSP ingress statistics information.

Parameters

lsp-name

Specifies the LSP name, up to 64 characters.

Platforms

All

Output

The following output is an example of MPLS LSP ingress statistics information.

Sample Output

```
*A:Dut-A# show router mpls lsp-ingress-stats lsp "1" sender 10.20.1.3
=====
MPLS LSP Ingress Statistics
=====
-----
LSP Name       : 1
Sender        : 10.20.1.3
-----
Collect Stats : Disabled           Accting Plcy. : None
Adm State     : Up                 PSB Match    : True
FC BE
InProf Pkts  : 0                   OutProf Pkts : 0
InProf Octets : 0                   OutProf Octets : 0
FC L2
InProf Pkts  : 0                   OutProf Pkts  : 0
```

```

InProf Octets : 0                               OutProf Octets: 0
FC AF
InProf Pkts   : 0                               OutProf Pkts   : 0
InProf Octets : 0                               OutProf Octets: 0
FC L1
InProf Pkts   : 0                               OutProf Pkts   : 0
InProf Octets : 0                               OutProf Octets: 0
FC H2
InProf Pkts   : 0                               OutProf Pkts   : 0
InProf Octets : 0                               OutProf Octets: 0
FC EF
InProf Pkts   : 0                               OutProf Pkts   : 0
InProf Octets : 0                               OutProf Octets: 0
FC H1
InProf Pkts   : 0                               OutProf Pkts   : 0
InProf Octets : 0                               OutProf Octets: 0
FC NC
InProf Pkts   : 0                               OutProf Pkts   : 0
InProf Octets : 0                               OutProf Octets: 0
=====
*A:Dut-A# show router mpls lsp-ingress-stats lsp "ipmsi-1-73728" sender 10.20.1.3
=====
MPLS LSP Ingress Statistics
=====
-----
LSP Name      : ipmsi-1-73728
Sender        : 10.20.1.3
-----
Collect Stats : Disabled                      Accting Plcy. : None
Adm State     : Up                          PSB Match     : True
FC BE
InProf Pkts   : 0                               OutProf Pkts   : 0
InProf Octets : 0                               OutProf Octets: 0
FC L2
InProf Pkts   : 0                               OutProf Pkts   : 0
InProf Octets : 0                               OutProf Octets: 0
FC AF
InProf Pkts   : 0                               OutProf Pkts   : 0
InProf Octets : 0                               OutProf Octets: 0
FC L1
InProf Pkts   : 0                               OutProf Pkts   : 0
InProf Octets : 0                               OutProf Octets: 0
FC H2
InProf Pkts   : 0                               OutProf Pkts   : 0
InProf Octets : 0                               OutProf Octets: 0
FC EF
InProf Pkts   : 0                               OutProf Pkts   : 0
InProf Octets : 0                               OutProf Octets: 0
FC H1
InProf Pkts   : 0                               OutProf Pkts   : 0
InProf Octets : 0                               OutProf Octets: 0
FC NC
InProf Pkts   : 0                               OutProf Pkts   : 0
InProf Octets : 0                               OutProf Octets: 0
=====

*A:Dut-A>config>router>mpls>ingr-stats# show router mpls lsp-ingress-stats
type p2mp active template-match
=====
MPLS LSP Ingress Statistics
=====
-----

```

```

LSP Name      : ipmsi-1-73728
Sender        : 10.20.1.3
-----
Collect Stats : Disabled          Accting Plcy. : None
Adm State     : Up                PSB Match    : True
FC BE
InProf Pkts  : 0                  OutProf Pkts : 0
InProf Octets : 0                  OutProf Octets : 0
FC L2
InProf Pkts  : 0                  OutProf Pkts : 0
InProf Octets : 0                  OutProf Octets : 0
FC AF
InProf Pkts  : 0                  OutProf Pkts : 0
InProf Octets : 0                  OutProf Octets : 0
FC L1
InProf Pkts  : 0                  OutProf Pkts : 0
InProf Octets : 0                  OutProf Octets : 0
FC H2
InProf Pkts  : 0                  OutProf Pkts : 0
InProf Octets : 0                  OutProf Octets : 0
FC EF
InProf Pkts  : 0                  OutProf Pkts : 0
InProf Octets : 0                  OutProf Octets : 0
FC H1
InProf Pkts  : 0                  OutProf Pkts : 0
InProf Octets : 0                  OutProf Octets : 0
FC NC
InProf Pkts  : 0                  OutProf Pkts : 0
InProf Octets : 0                  OutProf Octets : 0
-----
LSP Statistics : 1
  
```

lsp-ingress-stats

Syntax

lsp-ingress-stats [**active**]

lsp-ingress-stats *lsp lsp-name*

Context

[Tree] (show>router>mpls>mpls-tp lsp-ingress-stats)

Full Context

show router mpls mpls-tp lsp-ingress-stats

Description

This command displays MPLS-TP LSP ingress statistics information.

Parameters

active

Displays statistics for all active LSPs.

lsp-name

Displays statistics for the specified LSP name, up to 64 characters.

Platforms

7450 ESS, 7750 SR, 7750 SR-a, 7750 SR-e, 7750 SR-s, 7950 XRS

lsp-ingress-stats

Syntax

lsp-ingress-stats

lsp-ingress-stats *ip-address* **lsp** *lsp-name*

lsp-ingress-stats *sender-address:lsp-name*

Context

[\[Tree\]](#) (clear>router>mpls lsp-ingress-stats)

Full Context

clear router mpls lsp-ingress-stats

Description

This command clears MPLS LSP ingress statistics information.

Platforms

All

lsp-ingress-stats

Syntax

lsp-ingress-stats **lsp** *lsp-name* [**interval** *seconds*] [**repeat** *repeat*] [**absolute** | **rate**] *ip-address* [**bits**]

Context

[\[Tree\]](#) (monitor>router>mpls lsp-ingress-stats)

Full Context

monitor router mpls lsp-ingress-stats

Description

This command displays ingress statistics for LSP interfaces at the configured interval until the configured count is reached.

Parameters

lsp-name

Specifies the LSP name up to 64 characters.

repeat

Specifies how many times the command is repeated.

Values 1 to 999

Default 10

seconds

Specifies the interval for each display, in seconds.

Values 3 to 60

Default 10

absolute

Displays raw statistics, without processing. No calculations are performed on the delta or rate statistics.

rate

Displays rate-per-second for each statistic instead of the delta.

ip-address

Specifies the IP address.

Values a.b.c.d

bits

Displays the output values in bits rather than in octets.

Platforms

All

Output

The following output is an example of LSP ingress statistics information.

Sample Output

```
B:Dut-C-cpm2# monitor router mpls lsp-ingress-stats lsp sample 192.0.2.1 repeat 3
interval 10 absolute
=====
Monitor ingress statistics for MPLS LSP "sample"
-----
At time t = 0 sec (Base Statistics)
-----
LSP Name      : sample
Sender        : 192.0.2.1
-----
Collect Stats : Enabled           Accting Plcy. : None
Adm State     : Up                PSB Match     : True
FC BE
InProf Pkts  : 539                OutProf Pkts  : 0
InProf Octets : 548702           OutProf Octets: 0
FC L2
InProf Pkts  : 0                  OutProf Pkts  : 539
InProf Octets : 0                OutProf Octets: 548702
FC AF
InProf Pkts  : 0                  OutProf Pkts  : 0
```



```

InProf Octets : 0                               OutProf Octets: 0
FC L1
InProf Pkts   : 1078                            OutProf Pkts   : 0
InProf Octets : 1097404                        OutProf Octets: 0
FC H2
InProf Pkts   : 0                               OutProf Pkts   : 539
InProf Octets : 0                               OutProf Octets: 548702
FC EF
InProf Pkts   : 539                             OutProf Pkts   : 0
InProf Octets : 548702                         OutProf Octets: 0
FC H1
InProf Pkts   : 539                             OutProf Pkts   : 0
InProf Octets : 548702                         OutProf Octets: 0
FC NC
InProf Pkts   : 0                               OutProf Pkts   : 539
InProf Octets : 0                               OutProf Octets: 548702
  
```

 At time t = 10 sec (Mode: Absolute)

```

LSP Name      : sample
Sender        : 192.0.2.1
  
```

```

Collect Stats : Enabled                        Accting Plcy. : None
Adm State     : Up                           PSB Match     : True
FC BE
InProf Pkts   : 568                          OutProf Pkts   : 0
InProf Octets : 578224                       OutProf Octets: 0
FC L2
InProf Pkts   : 0                            OutProf Pkts   : 568
InProf Octets : 0                            OutProf Octets: 578224
FC AF
InProf Pkts   : 0                            OutProf Pkts   : 0
InProf Octets : 0                            OutProf Octets: 0
FC L1
InProf Pkts   : 1136                         OutProf Pkts   : 0
InProf Octets : 1156448                     OutProf Octets: 0
FC H2
InProf Pkts   : 0                            OutProf Pkts   : 568
InProf Octets : 0                            OutProf Octets: 578224
FC EF
InProf Pkts   : 568                          OutProf Pkts   : 0
InProf Octets : 578224                       OutProf Octets: 0
FC H1
InProf Pkts   : 568                          OutProf Pkts   : 0
InProf Octets : 578224                       OutProf Octets: 0
FC NC
InProf Pkts   : 0                            OutProf Pkts   : 568
InProf Octets : 0                            OutProf Octets: 578224
  
```

 At time t = 20 sec (Mode: Absolute)

```

LSP Name      : sample
Sender        : 192.0.2.1
  
```

```

Collect Stats : Enabled                        Accting Plcy. : None
Adm State     : Up                           PSB Match     : True
FC BE
InProf Pkts   : 597                          OutProf Pkts   : 0
InProf Octets : 607746                       OutProf Octets: 0
FC L2
InProf Pkts   : 0                            OutProf Pkts   : 597
InProf Octets : 0                            OutProf Octets: 607746
FC AF
InProf Pkts   : 0                            OutProf Pkts   : 0
  
```

```

InProf Octets : 0                OutProf Octets: 0
FC L1
InProf Pkts   : 1194             OutProf Pkts   : 0
InProf Octets : 1215492          OutProf Octets: 0
FC H2
InProf Pkts   : 0                OutProf Pkts   : 597
InProf Octets : 0                OutProf Octets: 607746
FC EF
InProf Pkts   : 597             OutProf Pkts   : 0
InProf Octets : 607746          OutProf Octets: 0
FC H1
InProf Pkts   : 597             OutProf Pkts   : 0
InProf Octets : 607746          OutProf Octets: 0
FC NC
InProf Pkts   : 0                OutProf Pkts   : 597
InProf Octets : 0                OutProf Octets: 607746
  
```

 At time t = 30 sec (Mode: Absolute)

```

LSP Name      : sample
Sender        : 192.0.2.1
  
```

```

-----
Collect Stats : Enabled          Accting Plcy. : None
Adm State     : Up              PSB Match     : True
FC BE
InProf Pkts   : 627            OutProf Pkts   : 0
InProf Octets : 638286         OutProf Octets: 0
FC L2
InProf Pkts   : 0              OutProf Pkts   : 627
InProf Octets : 0              OutProf Octets: 638286
FC AF
InProf Pkts   : 0              OutProf Pkts   : 0
InProf Octets : 0              OutProf Octets: 0
FC L1
InProf Pkts   : 1254           OutProf Pkts   : 0
InProf Octets : 1276572        OutProf Octets: 0
FC H2
InProf Pkts   : 0              OutProf Pkts   : 627
InProf Octets : 0              OutProf Octets: 638286
FC EF
InProf Pkts   : 627            OutProf Pkts   : 0
InProf Octets : 638286         OutProf Octets: 0
FC H1
InProf Pkts   : 627            OutProf Pkts   : 0
InProf Octets : 638286         OutProf Octets: 0
FC NC
InProf Pkts   : 0              OutProf Pkts   : 627
InProf Octets : 0              OutProf Octets: 638286
  
```

=====
 B:Dut-C-cpm2#

15.76 Isp-ldp

Isp-ldp

Syntax

Isp-ldp prefix *ip-prefix/ip-prefix-length*

Context

[\[Tree\]](#) (tools>dump>router>bfd lsp-ldp)

Full Context

```
tools dump router bfd lsp-ldp
```

Description

This command displays the local and remote discriminator values for LSP BFD sessions for a given prefix, as well as the BFD session state.

Parameters

prefix *ip-prefix/ip-prefix-length*

Specifies information for the specified IP prefix and mask length.

Values	
ipv4-address	- a.b.c.d
ipv6-address	- x:x:x:x:x:x:x (eight 16-bit pieces) x:x:x:x:x:d.d.d.d x - [0 to FFFF]H d - [0 to 255]D

Platforms

All

15.77 lsp-rsvp

`lsp-rsvp`

Syntax

```
lsp-rsvp {head | tail} [tunnel-id tunnel-id]
```

Context

[\[Tree\]](#) (tools>dump>router>bfd lsp-rsvp)

Full Context

```
tools dump router bfd lsp-rsvp
```

Description

This command displays the local and remote discriminator values for LSP RSVP sessions.

Parameters

head

Specifies information for the head of the LSP LDP link.

tail

Specifies information for the tail of the LSP LDP link.

tunnel-id *tunnel-id*

Displays information about the specified tunnel.

Values 0 to 4294967295

Platforms

All

15.78 Isp-self-ping

Isp-self-ping

Syntax

Isp-self-ping

Context

[\[Tree\]](#) (show>router>mpls Isp-self-ping)

Full Context

show router mpls Isp-self-ping

Description

This command displays LSP Self-ping timeout statistics.

Platforms

7450 ESS, 7750 SR, 7750 SR-a, 7750 SR-e, 7750 SR-s, 7950 XRS

Output

The following output is an example of MPLS LSP Self-ping information.

[Table 270: MPLS LSP Self-ping Output Fields](#) describes the MPLS LSP Self-ping output fields.

Table 270: MPLS LSP Self-ping Output Fields

Label	Description
RSVP-TE LSP Self Ping	Specifies the status of LSP Self-ping

Label	Description
LSP Self Ping Timeout	Specifies the value of the LSP timeout in seconds
LSP Self Ping Interval	Specifies the LSP Self-ping interval in seconds
Number of LSP Self Ping Timeouts	Specifies the total number of LSP Self-ping timeouts

Sample Output

```
*A:Dut-C>config>router>mpls# show router mpls lsp-self-ping
=====
MPLS LSP Self Ping Timeout Statistics
=====
RSVP-TE LSP Self Ping           : Enabled
LSP Self Ping Timeout           : 60 seconds
LSP Self Ping Interval          : 1 seconds
LSP Self Ping Timeout Action    : switch
Number of LSP Self Ping Timeouts : 0
OAM Resource Failures           : 0
=====
*A:Dut-C>config>router>mpls#
```

lsp-self-ping

Syntax

lsp-self-ping

Context

[\[Tree\]](#) (clear>router>mpls>lsp lsp-self-ping)

Full Context

clear router mpls lsp lsp-self-ping

Description

This command resets or clears counters and timers for MPLS LSP self ping at the LSP level.

Platforms

7450 ESS, 7750 SR, 7750 SR-a, 7750 SR-e, 7750 SR-s, 7950 XRS

lsp-self-ping

Syntax

lsp-self-ping

Context

[\[Tree\]](#) (clear>router>mpls lsp-self-ping)

Full Context

clear router mpls lsp-self-ping

Description

This command resets or clears counters and timers for MPLS LSP self ping at the LSP level.

Platforms

7450 ESS, 7750 SR, 7750 SR-a, 7750 SR-e, 7750 SR-s, 7950 XRS

15.79 lsp-template

lsp-template

Syntax

lsp-template [*lsp-template-name*] [**detail**]

lsp-template [*lsp-template-name*] **bindings**

Context

[\[Tree\]](#) (show>router>mpls lsp-template)

Full Context

show router mpls lsp-template

Description

This command displays MPLS LSP template information.

Parameters

lsp-template-name

Specifies the LSP template name, up to 32 characters.

detail

Displays detailed information.

bindings

Displays any bindings associated with the LSP template.

Platforms

All

Output

The following outputs are examples of LSP template information, and [Table 271: LSP Template Output Fields](#) describes the output fields.

Sample Output

```
*A:Dut-C>config>router>mpls# show router mpls lsp-template
=====
MPLS LSP Templates
=====
Name                               Type           Admin State    No Of LSPs
-----
pce_init_sr_te_template            PceInitP2PSrTe Up              1
pce_init_sr_te_template_nonDef     PceInitP2PSrTe Up              1
-----
LSP Templates : 2
```

```
*A:Dut-C>config>router>mpls# show router mpls lsp-template detail
=====
MPLS LSP Templates (Detail)
=====
Legend :
+ - Inherited
=====
LSP Template : pce_init_sr_te_template
-----
Type           : PceInitP2PSrTe      Admin State      : Up
From           : 10.20.1.3+
Template ID    : Default
Default Path   : fully_loose
Bandwidth     : 0 Mbps             Hop Limit        : 255
CSPF          : Enabled            Use TE metric    : Disabled
Include Groups :                               Exclude Groups   :
None
Record Route  : Record          Record Label     : Record
Retry Limit   : 0                Retry Timer      : 30 sec
LSP Count     : 1                Ref Count        : 0
Load Bal Wt   : N/A              ClassForwarding  : Disabled
VprnAutoBind  : Enabled
IGP Shortcut  : Enabled            BGP Shortcut     : Enabled
IGP LFA       : Disabled          IGP Rel Metric   : Disabled
Metric        : 0
BGP Transport Tunn : Enabled
Entropy Label : Enabled+
PCE Report    : Enabled

Admin Tags    : None
-----
LSP Template : pce_init_sr_te_template_nonDef
-----
Type           : PceInitP2PSrTe      Admin State      : Up
From           : 10.20.1.3+
Template ID    : 4294967295
Default Path   : fully_loose
Bandwidth     : 0 Mbps             Hop Limit        : 255
CSPF          : Enabled            Use TE metric    : Disabled
Include Groups :                               Exclude Groups   :
None
Record Route  : Record          Record Label     : Record
Retry Limit   : 0                Retry Timer      : 30 sec
LSP Count     : 1                Ref Count        : 0
```

```

Load Bal Wt      : N/A          ClassForwarding  : Disabled
VprnAutoBind    : Enabled
IGP Shortcut    : Enabled      BGP Shortcut     : Enabled
IGP LFA         : Disabled     IGP Rel Metric   : Disabled
Metric          : 0
BGP Transport Tunn : Enabled
Entropy Label   : Enabled+
PCE Report      : Enabled
  
```

```
Admin Tags      : None
```

```
=====
+ indicates inherited values
```

```
*A:Dut-C# show router mpls lsp-template detail
```

```
=====
MPLS LSP Templates (Detail)
=====
```

```
-----
LSP Template : ipmsi
-----
```

```

Type           : P2MP          Admin State     : Up
Default Path   : path_ipmsi   Adaptive       : Enabled
Bandwidth      : 0 Mbps       Hop Limit      : 255
CSPF           : Enabled      Use TE metric   : Disabled
Include Groups :               Exclude Groups  :
None           :               None
FastReroute    : Enabled
FR Method      : Facility     FR Hop Limit   : 16
Record Route   : Record      Record Label   : Record
Retry Limit    : 0           Retry Timer    : 30 sec
LSP Count      : 3           Ref Count      : 3
=====
  
```

Sample Output

```
*A:Dut-A# show router mpls lsp-template "toC" detail
```

```
=====
MPLS LSP Templates (Detail)
=====
```

```
Legend :
+ - Inherited
=====
```

```
-----
LSP Template : toC
-----
```

```

Type           : OnDemandP2PSrTe Admin State     : Up
From           : 10.20.1.1+
Default Path   : toC
Bandwidth      : 0 Mbps       Hop Limit      : 255
PathCompMethod : pce         Metric Type     : igp
Local Sr Protection: preferred Label Stack Reduct*: Disabled
Include Groups :               Exclude Groups  :
None           :               None
Record Route   : Record      Record Label   : Record
Retry Limit    : 0           Retry Timer    : 30 sec
LSP Count      : 1           Ref Count      : 0
Load Bal Wt    : N/A          ClassForwarding : Disabled
VprnAutoBind   : Enabled
IGP Shortcut   : Enabled     BGP Shortcut   : Enabled
IGP LFA        : Disabled     IGP Rel Metric : Disabled
Metric         : 0
BGP Transport Tunn : Enabled
Egress Stats   : Disabled
  
```



```

Stat Mode      : aggregate
BFD Template Name : sbfdTemplate      BFD LSP Ping Intvl : N/A
BFD Enable     : True                 BFD Failure-action : None
WaitForUpTimer : 30
Entropy Label  : Enabled+             Override Tunnel ELC: Disabled
PCE Report     : Enabled

Admin Tags     :
                green
Lsp Self Ping  : Inherited
PCE Control    : Enabled              FallbkPathComp     : not-applicable
Path Profile   :
Profile        : 1                   Group              : 1
=====
* indicates that the corresponding row element may have been truncated.
+ indicates inherited values
*A:Dut-A#
    
```

Table 271: LSP Template Output Fields

Label	Description
Name	Specifies the name.
Type	Specifies the type.
Admin State	Specifies the up or down administrative state.
No of LSPs	Specifies the number of LSPs.
LSP Templates	Specifies the number of LSP templates.
LSP Template	Specifies the name of the LSP template.
From	Specifies the from IP address.
Template ID	Specifies the template ID.
Default Path	Specifies the default path value.
Bandwidth	Specifies the bandwidth value in Mbps.
Hop Limit	Specifies the maximum number of hops.
CSPF	Specifies the enabled or disabled status for CSPF.
Use TE metric	Specifies the enabled or disabled status for use TE metric.
Include Groups	Specifies the included groups or none for no included groups.
Exclude Groups	Specifies the excluded groups or none for no excluded groups.
Record Route	Specifies the record route value.
Record Label	Specifies the record label value.
Retry Limit	Specifies the retry limit value.

Label	Description
Retry Timer	Specifies the retry timer value.
LSP Count	Specifies the LSP count.
Ref Count	Specifies the reference count number.
Load Bal Wt	Specifies the load balance weight value.
ClassForwarding	Specifies the enabled or disabled status for class forwarding.
VprnAutoBind	Specifies the enabled or disabled status for VPRN autobind.
IGP Shortcut	Specifies the enabled or disabled status for IGP shortcut.
IGP LFA	Specifies the enabled or disabled status for IGP LFA.
IGP Rel Metric	Specifies the enabled or disabled status for IGP Rel metric.
Metric	Specifies the metric value.
BGP Transport Tunn	Specifies the enabled or disabled status for BGP transport tunnels.
Entropy Label	Specifies the enabled or disabled status for entropy label.
PCE Report	Specifies the enabled or disabled status for PCE reports.
Admin Tags	Specifies the administrative tag names or none.
PCE Control	Specifies the enabled or disabled status for the PCE control.
FallbkPathComp	none — No fallback method is configured. local-cspf— Local CSPF fallback is configured.

15.80 Ispinfo

Ispinfo

Syntax

Ispinfo [*isp-name*] [**detail**]

Context

[\[Tree\]](#) (tools>dump>router>mpls Ispinfo)

Full Context

tools dump router mpls Ispinfo

Description

This command dumps MPLS LSP information.

Parameters

lsp-name

Specifies the LSP name, up to 64 characters.

detail

Specifies detailed LSP information.

Platforms

All

Output

The following output is an example of a BFD session that is up (LSPS UP).

Sample Output

```
*A:Dut-B# tools dump router mpls lspinfo
LSP "lsp1" LspIdx 1 LspType Dynamic State LSPS_UP Flags 0x2000
NumPaths 3 NumSdps 0 NumCBFSdps 0 NumFltrEntries 0
HoldTimeRemaining 0secs ClassType 0 Metric 0 OperMetric 2000
LDPoRsvp Include VprnAutoBind Include IgpShortCut Include BgpShortCut Include
BgpTransTunnel Include IpShCutTtlPropLocal TRUE IpShCutTtlPropTans TRUE
RelativeMetricOffset 2147483647 EntropyLbl inherit MTU 1500 LspAdminState :2
LspOperState : 2 lspRowStatus : 1
ClassForwarding: Disabled
BFD Enabled Template bfdTemp1 PingInterval 60 Failure-Action Failover
```

The following output is an example of a BFD session that is degraded (LSPS DEGRADED).

```
*A:Dut-B# /tools dump router mpls lspinfo "lsp1"
LSP "lsp1" LspIdx 1 LspType Dynamic State LSPS_DEGRADED Flags 0x2000
NumPaths 3 NumSdps 0 NumCBFSdps 0 NumFltrEntries 0
HoldTimeRemaining 0secs ClassType 0 Metric 0 OperMetric 2000
LDPoRsvp Include VprnAutoBind Include IgpShortCut Include BgpShortCut Include
BgpTransTunnel Include IpShCutTtlPropLocal TRUE IpShCutTtlPropTans TRUE
RelativeMetricOffset 2147483647 EntropyLbl inherit MTU 1500 LspAdminState :2
LspOperState : 2 lspRowStatus : 1
ClassForwarding: Disabled
BFD Enabled Template bfdTemp1 PingInterval 60 Failure-Action Failover

Total Ingress LSP Count      : 1
```

The following output is an example of LSP Self-ping InProgress.

```
*A:Dut-C>config>router>mpls# /tools dump router mpls lspinfo "1" detail
LSP "1" LspIdx 1 LspType Dynamic State LSPS_UP Flags 0x2000
From :: To 10.20.1.6 AdminState Up OperState Up RowStatus Active
NumPaths 1 NumSdps 0 NumCBFSdps 0 NumFltrEntries 0
ActivePath 1::p(LspId 34306)
HoldTimeRemaining 0secs ClassType 0 Metric 0 OperMetric 20
LDPoRsvp Include VprnAutoBind Include IgpShortCut Include BgpShortCut Include
BgpTransTunnel Include IpShCutTtlPropLocal TRUE IpShCutTtlPropTans TRUE
RelativeMetricOffset 2147483647 MTU 1500 InUseByLdp FALSE
EntropyLabel inherit OperEntropyLabel enable
ClassForwarding: Disabled
```

```

BFD Disabled UpdLspBfd No Template n/a PingInterval 60 FailureAction None
PCE Report: Disabled PCE Control: Disabled
Path Profile:
  None
Admin Tags:
  None
Lsp-self-ping: Config: inherit, Oper: Enabled, TimedOutCnt: 0
Path "p" Flags 0x0 LspId 34306 LspPathIndex 1 PathType Primary ActivePath Yes
  RowStatus Active LastChange 000 00:00:09.730
  AdminState Up OperState Up OperStateChange 000 00:00:17.760
  TE Computed Hop List:
    Hop[1] IngIp 10.20.1.3 IngLnkId 0 EgrIp 10.10.5.3 EgrLnkId 0 RtrId 10.20.1.3 Flag 0x0
    Hop[2] IngIp 10.10.5.5 IngLnkId 0 EgrIp 10.10.10.5 EgrLnkId 0 RtrId 10.20.1.5 Flag 0x0
    Hop[3] IngIp 10.10.10.6 IngLnkId 0 EgrIp 10.20.1.6 EgrLnkId 0 RtrId 10.20.1.6 Flag 0x0
  LspPath FsmState LSP_PATH_S_UP Flags 0x0
  RetryAttempts 0 RetryInterval 30 NextRetryIn 0secs
  Class Type 0 SetupPri 7 HoldPri 0 Pref 0 HopLimit 255 BW 1Mbps
  TotIgpCost 20 OperMetric 20 MTU 1500
  BFD Disabled Template n/a PingInterval 60
  Degraded No
  Oper Values:
    Class Type 0 SetupPri 7 HoldPri 0 HopLimit 255 BW 0Mbps
    RecordRoute RecordLabel No Adspec
    No PropagateAdminGroup Exclude 0x00000000 Include 0x00000000
    No FRR
    Metric 20 CSPF No Least Fill Intra-area
    NegotiatedEntropyLabel Disabled
    PCE-Computed No PCE-Reported No PCE-Controlled No
    BFD State N/A
  MBB is in progress -
    Type Config Change LspId 34308 FsmState LSP_PATH_S_UP Flags 0x20
    RetryAttempts 1 NextRetryIn 0secs CspfFailures 0
    Started 2020/05/23 01:09:56.84 UTC HoldTimeRemaining 21secs
    MBB Self-Ping: State InProgress OamSessId 1007 Started 2020/05/23 01:09:57.61 UTC
  Remaining 22 secs

Total Ingress LSP Count      : 1
  
```

The following output is an example of LSP Self-ping OK.

```

*A:Dut-C>config>router>mpls# /tools dump router mpls lspinfo "1" detail
LSP "1" LspIdx 1 LspType Dynamic State LSPS_UP Flags 0x2000
From :: To 10.20.1.6 AdminState Up OperState Up RowStatus Active
NumPaths 1 NumSdps 0 NumCBFSdps 0 NumFltrEntries 0
ActivePath 1::p(LspId 34308)
HoldTimeRemaining 0secs ClassType 0 Metric 0 OperMetric 20
LDPoRsvp Include VprnAutoBind Include IgpShortCut Include BgpShortCut Include
BgpTransTunnel Include IpShCutTtlPropLocal TRUE IpShCutTtlPropTans TRUE
RelativeMetricOffset 2147483647 MTU 1500 InUseByLdp FALSE
EntropyLabel inherit OperEntropyLabel enable
ClassForwarding: Disabled
BFD Disabled UpdLspBfd No Template n/a PingInterval 60 FailureAction None
PCE Report: Disabled PCE Control: Disabled
Path Profile:
  None
Admin Tags:
  None
Lsp-self-ping: Config: inherit, Oper: Enabled, TimedOutCnt: 0
Path "p" Flags 0x0 LspId 34308 LspPathIndex 1 PathType Primary ActivePath Yes
  RowStatus Active LastChange 000 00:00:42.760
  AdminState Up OperState Up OperStateChange 000 00:00:50.790
  TE Computed Hop List:
    Hop[1] IngIp 10.20.1.3 IngLnkId 0 EgrIp 10.10.5.3 EgrLnkId 0 RtrId 10.20.1.3 Flag 0x0
  
```

```

Hop[2] IngIp 10.10.5.5 IngLnkId 0 EgrIp 10.10.10.5 EgrLnkId 0 RtrId 10.20.1.5 Flag 0x0
Hop[3] IngIp 10.10.10.6 IngLnkId 0 EgrIp 10.20.1.6 EgrLnkId 0 RtrId 10.20.1.6 Flag 0x0
LspPath FsmState LSP_PATH_S_UP Flags 0x0
RetryAttempts 0 RetryInterval 30 NextRetryIn 0secs
Class Type 0 SetupPri 7 HoldPri 0 Pref 0 HopLimit 255 BW 1Mbps
TotIgpCost 20 OperMetric 20 MTU 1500
BFD Disabled Template n/a PingInterval 60
Degraded No
Oper Values:
  Class Type 0 SetupPri 7 HoldPri 0 HopLimit 255 BW 1Mbps
  RecordRoute RecordLabel No Adspec
  No PropagateAdminGroup Exclude 0x00000000 Include 0x00000000
  No FRR
  Metric 20 CSPF No Least Fill Intra-area
  NegotiatedEntropyLabel Disabled
  PCE-Computed No PCE-Reported No PCE-Controlled No
  BFD State N/A
Self-Ping: State OK Ended 2020/05/23 01:10:16.63 UTC
Last MBB -
  Type Config Change State Successful CspfFailures 0 FailCode noError
  Started 2020/05/23 01:09:56.84 UTC
  Ended 2020/05/23 01:10:16.63 UTC
  Self-ping Started 2020/05/23 01:09:57.61 UTC
  Self-ping Ended 2020/05/23 01:10:16.63 UTC
  Pre-MBB IGP Cost 20
  Pre-MBB Explicit Route -
  [1] 10.10.5.5 Flags 0x0
  [2] 10.10.10.6 Flags 0x0

Total Ingress LSP Count      : 1
  
```

The following output is an example of LSP Self-Ping TimedOut.

```

*A:Dut-C>config>router>mpls# /tools dump router mpls lspinfo "1" detail
LSP "1" LspIdx 1 LspType Dynamic State LSPS_UP Flags 0x2000
From :: To 10.20.1.6 AdminState Up OperState Up RowStatus Active
NumPaths 1 NumSdps 0 NumCBFSdps 0 NumFltrEntries 0
ActivePath 1::p(LspId 34310)
HoldTimeRemaining 0secs ClassType 0 Metric 0 OperMetric 20
LDPoSvp Include VprnAutoBind Include IgpShortCut Include BgpShortCut Include
BgpTransTunnel Include IpShCutTtlPropLocal TRUE IpShCutTtlPropTans TRUE
RelativeMetricOffset 2147483647 MTU 1500 InUseByLdp FALSE
EntropyLabel inherit OperEntropyLabel enable
ClassForwarding: Disabled
BFD Disabled UpdLspBfd No Template n/a PingInterval 60 FailureAction None
PCE Report: Disabled PCE Control: Disabled
Path Profile:
  None
Admin Tags:
  None
Lsp-self-ping: Config: inherit, Oper: Enabled, TimedOutCnt: 1
Path "p" Flags 0x0 LspId 34310 LspPathIndex 1 PathType Primary ActivePath Yes
RowStatus Active LastChange 000 00:00:37.200
AdminState Up OperState Up OperStateChange 000 00:06:25.530
TE Computed Hop List:
  Hop[1] IngIp 10.20.1.3 IngLnkId 0 EgrIp 10.10.5.3 EgrLnkId 0 RtrId 10.20.1.3 Flag 0x0
  Hop[2] IngIp 10.10.5.5 IngLnkId 0 EgrIp 10.10.10.5 EgrLnkId 0 RtrId 10.20.1.5 Flag 0x0
  Hop[3] IngIp 10.10.10.6 IngLnkId 0 EgrIp 10.20.1.6 EgrLnkId 0 RtrId 10.20.1.6 Flag 0x0
LspPath FsmState LSP_PATH_S_UP Flags 0x0
RetryAttempts 0 RetryInterval 30 NextRetryIn 0secs
Class Type 0 SetupPri 7 HoldPri 0 Pref 0 HopLimit 255 BW 2Mbps
TotIgpCost 20 OperMetric 20 MTU 1500
BFD Disabled Template n/a PingInterval 60
  
```

```

Degraded No
Oper Values:
  Class Type 0 SetupPri 7 HoldPri 0 HopLimit 255 BW 2Mbps
  RecordRoute RecordLabel No Adspec
  No PropagateAdminGroup Exclude 0x00000000 Include 0x00000000
  No FRR
  Metric 20 CSPF No Least Fill Intra-area
  NegotiatedEntropyLabel Disabled
  PCE-Computed No PCE-Reported No PCE-Controlled No
  BFD State N/A
Self-Ping: State TimedOut Ended 2020/05/23 01:16:07.61 UTC
Last MBB -
  Type Config Change State Successful CspfFailures 0 FailCode noError
  Started 2020/05/23 01:15:37.14 UTC
  Ended 2020/05/23 01:16:07.61 UTC
  Self-ping Started 2020/05/23 01:15:37.61 UTC
  Self-ping Ended 2020/05/23 01:16:07.61 UTC
  Pre-MBB IGP Cost 20
  Pre-MBB Explicit Route -
  [1] 10.10.5.5 Flags 0x0
  [2] 10.10.10.6 Flags 0x0

Total Ingress LSP Count : 1
  
```

The following output is an example of LSP Self-Ping StartFailed.

```

*A:Dut-C>>config>router>mpls# /tools dump router mpls lspinfo "3000" detail
LSP "3000" LspIdx 3000 LspType Dynamic State LSPS_UP Flags 0x2000
From :: To 10.20.1.6 AdminState Up OperState Up RowStatus Active
NumPaths 1 NumSdps 0 NumCBFSdps 0 NumFltrEntries 0
ActivePath 3000::p(LspId 32256)
HoldTimeRemaining 0secs ClassType 0 Metric 0 OperMetric 2000
LDPoSvnp Include VprnAutoBind Include IgpShortCut Include BgpShortCut Include
BgpTransTunnel Include IpShCutTtlPropLocal TRUE IpShCutTtlPropTans TRUE
RelativeMetricOffset 2147483647 MTU 1500 InUseByLdp FALSE
EntropyLabel inherit OperEntropyLabel enable
ClassForwarding: Disabled
BFD Disabled UpdLspBfd No Template n/a PingInterval 60 FailureAction None
PCE Report: Disabled PCE Control: Disabled
Path Profile:
None
Admin Tags:
None
Lsp-self-ping: Config: inherit, Oper: Enabled, TimedOutCnt: 0
Path "p" Flags 0x0 LspId 32256 LspPathIndex 3000 PathType Primary ActivePath Yes
RowStatus Active LastChange 000 00:00:15.940
AdminState Up OperState Up OperStateChange 000 00:01:19.970
TE Computed Hop List:
  Hop[1] IngIp 10.20.1.3 IngLnkId 0 EgrIp 10.10.5.3 EgrLnkId 0 RtrId 10.20.1.3 Flag 0x0
  Hop[2] IngIp 10.10.5.5 IngLnkId 0 EgrIp 10.10.10.5 EgrLnkId 0 RtrId 10.20.1.5 Flag 0x0
  Hop[3] IngIp 10.10.10.6 IngLnkId 0 EgrIp 10.20.1.6 EgrLnkId 0 RtrId 10.20.1.6 Flag 0x0
LspPath FsmState LSP_PATH_S_UP Flags 0x0
RetryAttempts 0 RetryInterval 30 NextRetryIn 0secs
Class Type 0 SetupPri 7 HoldPri 0 Pref 0 HopLimit 255 BW 2Mbps
TotIgpCost 2000 OperMetric 2000 MTU 1500
BFD Disabled Template n/a PingInterval 60
Degraded No
Oper Values:
  Class Type 0 SetupPri 7 HoldPri 0 HopLimit 255 BW 1Mbps
  RecordRoute RecordLabel No Adspec
  No PropagateAdminGroup Exclude 0x00000000 Include 0x00000000
  No FRR
  Metric 2000 CSPF No Least Fill Intra-area
  
```

```

NegotiatedEntropyLabel Disabled
PCE-Computed No PCE-Reported No PCE-Controlled No
BFD State N/A
MBB is in progress -
Type Config Change LspId 32258 FsmState LSP_PATH_S_UP Flags 0x20
RetryAttempts 1 NextRetryIn 0secs CspfFailures 0
Started 2020/05/23 01:27:20.41 UTC HoldTimeRemaining 1secs
MBB Self-Ping: State StartFailed 0amSessId 0 Started 2020/05/23 01:27:32.88 UTC
Remaining 27 secs

Total Ingress LSP Count      : 1
  
```

The following output is an example of LSP Self-Ping OamNoRsrc.

```

*A:Dut-C>config>router>mpls# /tools dump router mpls lspinfo "5000" detail
LSP "5000" LspIdx 5000 LspType Dynamic State LSPS_UP Flags 0x2000
From :: To 10.20.1.6 AdminState Up OperState Up RowStatus Active
NumPaths 1 NumSdps 0 NumCBFSdps 0 NumFltrEntries 0
ActivePath 5000::p(LspId 61954)
HoldTimeRemaining 0secs ClassType 0 Metric 0 OperMetric 2000
LDPoSvnp Include VprnAutoBind Include IgpShortCut Include BgpShortCut Include
BgpTransTunnel Include IpShCutTtlPropLocal TRUE IpShCutTtlPropTans TRUE
RelativeMetricOffset 2147483647 MTU 1500 InUseByLdp FALSE
EntropyLabel inherit OperEntropyLabel enable
ClassForwarding: Disabled
BFD Disabled UpdLspBfd No Template n/a PingInterval 60 FailureAction None
PCE Report: Disabled PCE Control: Disabled
Path Profile:
  None
Admin Tags:
  None
Lsp-self-ping: Config: inherit, Oper: Enabled, TimedOutCnt: 1
Path "p" Flags 0x0 LspId 61954 LspPathIndex 5000 PathType Primary ActivePath Yes
RowStatus Active LastChange 000 00:02:05.740
AdminState Up OperState Up OperStateChange 000 00:03:18.790
TE Computed Hop List:
  Hop[1] IngIp 10.20.1.3 IngLnkId 0 EgrIp 10.10.5.3 EgrLnkId 0 RtrId 10.20.1.3 Flag 0x0
  Hop[2] IngIp 10.10.5.5 IngLnkId 0 EgrIp 10.10.10.5 EgrLnkId 0 RtrId 10.20.1.5 Flag 0x0
  Hop[3] IngIp 10.10.10.6 IngLnkId 0 EgrIp 10.20.1.6 EgrLnkId 0 RtrId 10.20.1.6 Flag 0x0
LspPath FsmState LSP_PATH_S_UP Flags 0x0
RetryAttempts 0 RetryInterval 30 NextRetryIn 0secs
Class Type 0 SetupPri 7 HoldPri 0 Pref 0 HopLimit 255 BW 2Mbps
TotIgpCost 2000 OperMetric 2000 MTU 1500
BFD Disabled Template n/a PingInterval 60
Degraded No
Oper Values:
  Class Type 0 SetupPri 7 HoldPri 0 HopLimit 255 BW 2Mbps
  RecordRoute RecordLabel No Adspec
  No PropagateAdminGroup Exclude 0x00000000 Include 0x00000000
  No FRR
  Metric 2000 CSPF No Least Fill Intra-area
  NegotiatedEntropyLabel Disabled
  PCE-Computed No PCE-Reported No PCE-Controlled No
  BFD State N/A
Self-Ping: State OamNoRsrc Ended 2020/05/23 01:28:17.87 UTC
Last MBB -
Type Config Change State Successful CspfFailures 0 FailCode noError
Started 2020/05/23 01:27:22.57 UTC
Ended 2020/05/23 01:28:17.87 UTC
Self-ping Started 2020/05/23 01:27:45.86 UTC
Self-ping Ended 2020/05/23 01:28:17.87 UTC
Pre-MBB IGP Cost 2000
Pre-MBB Explicit Route -
  
```

```
[1] 10.10.5.5  Flags 0x0  
[2] 10.10.10.6  Flags 0x0  
Total Ingress LSP Count      : 1
```


16 m Commands

16.1 mac

mac

Syntax

mac all | *ieee-address* | unknown

Context

[\[Tree\]](#) (show>subscr-mgmt>errors mac)

Full Context

show subscriber-mgmt errors mac

Description

This command sorts all the subscriber errors by MAC address.

Parameters

all

Shows all errors starting with the lowest MAC address.

ieee-address

Shows only the error of a specific MAC address.

unknown

Shows errors with unknown MAC addresses.

Platforms

7450 ESS, 7750 SR, 7750 SR-a, 7750 SR-e, 7750 SR-s, VSR

Output

The following is an example of subscriber management listed by MAC addresses.

Sample Output

```
*A:eng-BNG-2# show subscriber-mgmt errors mac all
=====
Subscriber management errors
=====
-----
MAC          : 00:00:10:10:12:13
-----
```

```

Time      : 2016/06/23 17:35:46.0
Service  : 1000
SAP      : 1/1/20:841
Error    : No Offer from DHCP server after Discover from DHCP client
Extra    : DHCPv4
Time      : 2016/06/23 17:35:16.0
Service  : 1000
SAP      : 1/1/20:841
Error    : No Offer from DHCP server after Discover from DHCP client
Extra    : DHCPv4
=====
  
```

[Table 272: Subscriber Management MAC Error Field Descriptions](#) describes subscriber management MAC error output fields.

Table 272: Subscriber Management MAC Error Field Descriptions

Field	Description
MAC	The MAC address associated with the error
Time	The time the error was reported
Service	The service ID
SAP	The SAP on which the error occurred
Error	The error that occurred on the MAC address
Extra	Extra information about the error that occurred

mac

Syntax

mac *mac-filter-id*

mac *mac-filter-id* **associations**

mac *mac-filter-id* [**type** *entry-type*] **counters** [**detail**]

mac *mac-filter-id* [**entry** *entry-id*] **effective-action** [{**ingress** | **egress**}]

mac *mac-filter-id* [**entry** *entry-id*] **effective-action** **router** [{**ingress** | **egress**}]

mac *mac-filter-id* [**entry** *entry-id*] **effective-action** **service** *service-id* [{**ingress** | **egress**}]

mac [*mac-filter-id*] **embedded** [**inactive**]

mac *mac-filter-id* **entry** *entry-id* [**counters**] [**detail**]

mac [**filter-type** *filter-type*]

mac *mac-filter-id* **type** *entry-type*

Context

[\[Tree\]](#) (show>filter mac)

Full Context

show filter mac

Description

This command displays MAC filter information.

When **effective-action** is specified, this command displays what effectively happens to a packet that matches the criteria associated with the MAC filter policy.

Parameters

mac-filter-id

Displays detailed information for the specified filter ID and its filter entries.

Values 1 to 65535

associations

Appends information as to where the filter policy ID is applied to the detailed filter policy ID output.

entry-type

Specifies the type of filter entries as "fixed" or "embedded".

counters

Displays counter information for the specified filter ID.

detail

Displays detailed information.

entry-id

Displays information on the specified filter entry ID for the specified filter ID only.

Values 1 to 2097151

effective-action

Displays the action that the system will effectively apply to the packet.

ingress

Filters the output and only displays the information for filter policies applied on ingress.

egress

Filters the output and only displays the information for filter policies applied on egress.

router

Filters the output and only displays the information for that specific service ("Base" instance).

service-id

Filters the output and only displays the information for the specified service. The specified value must correspond to an existing service in which the filter has been applied.

filter-type

Specifies the type of filter entries as "config" or "vsd".

Platforms

All

Output

No Parameters Specified — A brief listing of MAC filters is produced when no parameters are specified; [Table 273: Filter MAC Output Fields](#) describes the output fields.

Sample Output

```
*A:Dut-C# show filter mac
=====
Configured Mac Filters                               Total:    1
=====
Filter-Id  Scope    Applied Description                                Type
-----
10         Template No                                           normal
=====
Num Mac filters: 1
=====
*A:Dut-C#
```

Table 273: Filter MAC Output Fields

Label	Description
Filter Id	The MAC filter ID
Scope	Template — the filter policy is of type Template
	Exclusive — the filter policy is of type Exclusive
Applied	No — the filter policy ID has not been applied
	Yes — the filter policy ID is applied
Description	The MAC filter policy description

Filter ID Specified — The following output is an example of MAC filter information when the filter ID is specified, and [Table 274: Filter MAC with Filter-ID Specified Output Fields](#) describes the fields. Detailed filter information for the filter ID and its entries is produced when the filter ID is specified.

Sample Output

```
=====
Mac Filter : 200
=====
Filter Id      : 200                Applied      : No
Scope         : Exclusive           D. Action    : Drop
Description    : Forward SERVER sourced packets
-----
Filter Match Criteria : Mac
-----
Entry         : 200                FrameType    : 802.2SNAP
Description    : Not Available
Src Mac       : 00:00:5a:00:00:00 ff:ff:ff:00:00:00
Dest Mac      : 00:00:00:00:00:00 00:00:00:00:00:00
Dot1p        : Undefined           Ethertype    : 802.2SNAP
```

```

DSAP      : Undefined          SSAP      : Undefined
Snap-pid  : Undefined          ESnap-oui-zero : Undefined
Match action : Forward
Ing. Matches : 0
Entry      : 300 (Inactive)    Egr. Matches : 0
Description : Not Available    FrameType   : Ethernet
Src Mac    : 00:00:00:00:00:00 00:00:00:00:00:00
Dest Mac   : 00:00:00:00:00:00 00:00:00:00:00:00
Dot1p     : Undefined          Ethertype   : Ethernet
DSAP      : Undefined          SSAP      : Undefined
Snap-pid  : Undefined          ESnap-oui-zero : Undefined
Match action : Default
Ing. Matches : 0
Egr. Matches : 0
=====
  
```

Table 274: Filter MAC with Filter-ID Specified Output Fields

Label	Description
MAC Filter Filter Id	The MAC filter policy ID
Scope	Template — the filter policy is of type Template
	Exclusive — the filter policy is of type Exclusive
Description	The MAC filter policy description
Applied	No — the filter policy ID has not been applied
	Yes — the filter policy ID is applied
Def. Action	Forward — the default action for the filter ID for packets that do not match the filter entries is to forward
	Drop — the default action for the filter ID for packets that do not match the filter entries is to drop
Filter Match Criteria	MAC — indicates the filter is an MAC filter policy
Entry	The filter entry ID; if the filter entry ID indicates the entry is (Inactive), then the filter entry is incomplete as no action has been specified
Description	The filter entry description
FrameType	Ethernet — the entry ID match frame type is Ethernet IEEE 802.3
	Ethernet II — the entry ID match frame type is Ethernet Type II
Src MAC	The source MAC address and mask match criterion; when both the MAC address and mask are all zeros, no criterion specified for the filter entry

Label	Description
Dest MAC	The destination MAC address and mask match criterion; when both the MAC address and mask are all zeros, no criterion specified for the filter entry
Dot1p	The IEEE 802.1p value for the match criteria; undefined indicates no value is specified
Ethertype	The Ethertype value match criterion
DSAP	The DSAP value match criterion; undefined indicates no value specified
SSAP	SSAP value match criterion; undefined indicates no value specified
Snap-pid	The Ethernet SNAP PID value match criterion; undefined indicates no value specified
Esnap-oui-zero	Non-Zero — filter entry matches a non-zero value for the Ethernet SNAP OUI
	Zero — filter entry matches a zero value for the Ethernet SNAP OUI
	Undefined — no Ethernet SNAP OUI value specified
Match action	Default — the filter does not have an explicit forward or drop match action specified; if the filter entry ID indicates the entry is Inactive, the filter entry is incomplete, no action was specified
	Drop — packets matching the filter entry criteria will be dropped
	Forward — packets matching the filter entry criteria is forwarded
Ing. Matches	The number of ingress filter matches/hits for the filter entry
Egr. Matches	The number of egress filter matches/hits for the filter entry

Filter Associations — The associations for a filter ID will be displayed if the **associations** keyword is specified. The association information is appended to the filter information.

The following output is an example of MAC filter information when the associations keyword is specified, and [Table 275: Filter MAC Associations Output Fields](#) describes the fields.

Sample Output

```
A:ALA-49# show filter mac 3 associations
=====
Mac Filter
=====
Filter ID   : 3                Applied      : Yes
Scope      : Template        Def. Action  : Drop
Entries    : 1
-----
Filter Association : Mac
-----
Service Id  : 1001           Type        : VPLS
```

```
- SAP          1/1/1:1001          (Egress)
=====
```

Table 275: Filter MAC Associations Output Fields

Label	Description
Filter Association	Mac — the filter associations displayed are for a MAC filter policy ID
Service Id	The service ID on which the filter policy ID is applied; the output also provides a list of service points where the filter has been applied
SAP	The Service Access Point or spoke/mesh SDP on which the filter policy ID is applied
Type	The type of service of the Service ID
(Ingress)	The filter policy ID is applied as an ingress filter policy on the interface
(Egress)	The filter policy ID is applied as an egress filter policy on the interface

Filter Entry Counters Output — When the **counters** keyword is specified, the filter entry output displays the filter matches/hit information. The following table describes the command output for the command.

```
A:ALA-49# show filter mac 8 counters
=====
Mac Filter
=====
Filter Id   : 8                               Applied    : Yes
Scope      : Template                         Def. Action : Forward
Entries    : 2
Description : Description for Mac Filter Policy id # 8
-----
Filter Match Criteria : Mac
-----
Entry      : 8                               FrameType  : Ethernet
Ing. Matches: 80 pkts (5440 bytes)
Egr. Matches: 62 pkts (3968 bytes)

Entry      : 10                              FrameType  : Ethernet
Ing. Matches: 80 pkts (5440 bytes)
Egr. Matches: 80 pkts (5120 bytes)
=====
```

Table 276: Filter MAC Counters Output Field Descriptions

Label	Description
Mac Filter Filter Id	The MAC filter policy ID

Label	Description
Scope	Template — the filter policy is of type Template
	Exclusive — the filter policy is of type Exclusive
Description	The MAC filter policy description
Applied	No — the filter policy ID has not been applied
	Yes — the filter policy ID is applied
Def. Action	Forward — the default action for the filter ID for packets that do not match the filter entries is to forward
	Drop — the default action for the filter ID for packets that do not match the filter entries is to drop
Filter Match Criteria	Mac — indicates the filter is an MAC filter policy
Entry	The filter entry ID; if the filter entry ID indicates the entry is (Inactive), then the filter entry is incomplete as no action has been specified
FrameType	Ethernet — the entry ID match frame type is Ethernet IEEE 802.3
	802.2LLC — the entry ID match frame type is Ethernet IEEE 802.2 LLC
	802.2SNAP — the entry ID match frame type is Ethernet IEEE 802.2 SNAP
	Ethernet II — the entry ID match frame type is Ethernet Type II
Ing. Matches	The number of ingress filter matches/hits for the filter entry
Egr. Matches	The number of egress filter matches/hits for the filter entry

Show Filter MAC Output (with effective-action specified) — The following is a sample output of MAC filter information when the **effective-action** keyword is specified. [Table 277: Filter MAC effective-action Output Fields](#) describes the command output fields.

If the main action (either primary or secondary) cannot be performed, a reason will be given. This will be displayed on the same line as the Effective Action. The reason codes as currently defined are:

- entry-default
- filter-default-action
- pbr-down-action-override
- action not supported on egress
- target does not exist

Sample Output

```

show filter mac 1 effective-action
=====
Mac Filter
=====
Filter Id       : 1                               Applied       : Yes
Scope          : Template                       Def. Action  : Drop
Entries        : 1                               Type         : normal
Description     : (Not Specified)
-----
Entry           : 2
-----
Stickiness     : No
PBR Dwn Act Override: None
PBR Down Action : Drop (entry-default)

Configuration
Primary Action  : Forward (SAP)
  Next Hop     : 1/1/3
  Service Id   : Not configured
Secondary Action : None

Status
Target status based on extended checks
  Primary Action : Target does not exist
  Secondary Action : None
Downloaded Action : Forward
Stickiness Timer : Not Running

Effective Action based on application context
Service Id      : 10                               Type         : VPLS
Ingress
  Effective Action: Forward (target does not exist)
=====

```

Table 277: Filter MAC effective-action Output Fields

Label	Description
Filter Id	The MAC filter policy ID
Applied	No — the filter policy ID has not been applied
	Yes — the filter policy ID is applied
Scope	Template — the filter policy is of type Template
	Exclusive — the filter policy is of type Exclusive
Def. Action	Forward — the default action for the filter ID for packets that do not match the filter entries is to forward
	Drop — the default action for the filter ID for packets that do not match the filter entries is to drop
Entries	The number of entries configured in this filter ID
Type	The type of entries configures in this filter

Label	Description
Description	The MAC filter policy description
Entry	The filter entry ID; if the filter entry ID indicates the entry is (Inactive), then the filter entry is incomplete as no action has been specified
Stickiness	No — stickiness is not configured
	Yes — stickiness is configured
PBR Dwn Act Override	Indicates whether or not the action to take when the PBR target is down has been overridden
PBR Down Action	The action to take in case the target is down
Configuration	Section of the output providing information on the configured parameters
Primary Action	The configured action, if any; indented sub-labels in the show output provide configured parameters for this action
Secondary Action	The configured secondary action, if any; indented sub-labels in the show output provide configured parameters for this action
Status/Target status based on extended checks	Section of the output providing information on the operational status of certain parameters
Primary Action	The status of the target of the primary action, if configured, based on extended checks
Secondary Action	The status of the target of the secondary action, if configured, based on extended checks
Downloaded Action	The action downloaded by the CPM to the IOM
Stickiness Timer	The status of the stickiness timer, if any
Effective Action based on application context	Section of the output providing the effective action, in the context of services, that a packet matching the criteria will be subject to
Service Id	The service ID on which the filter policy ID is applied; the output also provides a list of service points where the filter has been applied
Type	The service type in which the service has been applied
Ingress/Egress	The direction in which the service has been applied
Effective Action	Indicates the effective action the packet will be subject to

mac

Syntax

```
mac mac-filter-id [entry entry-id] [{ingress | egress}]
```

Context

[Tree] (clear>filter mac)

Full Context

```
clear filter mac
```

Description

Clears the counters associated with the entries of the specified MAC filter policy.

By default, the counters associated with each entry of the specified filter policy are all cleared. The scope of which counters are cleared can be narrowed using the command line parameters.

Default

Clears all counters associated with each entry of the specified MAC filter policy.

Parameters

mac-filter-id

The MAC filter policy ID for which to clear the entry counters. Values can either be expressed as a decimal integer or as an ASCII string of up to 64 characters. The following values only shows decimal integer.

Values 1 to 65535

entry-id

Specifies that only the counters associated with the specified filter policy entry will be cleared. The values are expressed as a decimal integer.

Values 1 to 2097151

ingress

Specifies to only clear the ingress counters.

egress

Specifies to only clear the egress counters.

Platforms

All

mac

Syntax

mac *mac-filter-id*

Context

[\[Tree\]](#) (tools>dump>filter>resources mac)

Full Context

tools dump filter resources mac

Description

This command displays information about the specified MAC filter including resource utilization on CPM and IOM, the IOMs on which the filter is used, and the entries using the most resources.

Parameters

mac-filter-id

Specifies that only the filter resource utilization associated with this IPv6 filter will be displayed.

Values 1 to 65535

Platforms

All

Output

The following output is an example of MAC filter resource utilization information.

Sample Output

```
*A:Dut-C>tools>dump>filter>resources># mac 1
=====
Resource utilization details for Mac filter 1
=====
CPM entries used           : 1
CPM subentries used       : 1
TCAM entries used (per FlexPath) : 1
Associated with IOMs      : 1

-----
Largest 5 entries
-----
Entry ID                    Active          TCAM entries
                          (per FlexPath)
-----
1                            Yes              1
No more entries defined
-----
=====
```

mac

Syntax

mac *mac-filter-id* **entry** *entry-id* [**interval** *seconds*] [**repeat** *repeat*] [**absolute** | **rate**]

Context

[\[Tree\]](#) (monitor>filter mac)

Full Context

monitor filter mac

Description

This command enables MAC filter monitoring. The statistical information for the specified MAC filter entry displays at the configured interval until the configured count is reached.

The first screen displays the current statistics related to the specified MAC filter. The subsequent statistical information listed for each interval is displayed as a delta to the previous display. When the keyword **rate** is specified, the rate-per-second for each statistic is displayed instead of the delta.

Monitor commands are similar to **show** commands but only statistical information displays. Monitor commands display the selected statistics according to the configured number of times at the interval specified.

Parameters

mac-filter-id

Specifies the MAC filter policy ID.

Values *filter-id* | *filter-name*
filter-id: 1 to 65535
filter-name: 64 chars max

entry-id

Displays information on the specified filter entry ID for the specified filter ID only.

Values 1 to 65535

seconds

Configures the interval for each display in seconds.

Values 3 to 60

Default 10 seconds

repeat

Configures how many times the command is repeated.

Values 1 to 999

Default 10

absolute

Displays raw statistics, without processing. No calculations are performed on the delta or rate statistics.

rate

Displays rate-per-second for each statistic instead of the delta.

Platforms

All

Output

The following output is an example of filter mac information.

Sample Output

```
A:ALA-1>monitor>filter# mac 50 entry 10 interval 3 repeat 3 absolute
=====
Monitor statistics for Mac filter 50 entry 10
=====
At time t = 0 sec (Base Statistics)
-----
Ing. Matches: 0                               Egr. Matches   : 0
-----
At time t = 3 sec (Mode: Absolute)
-----
Ing. Matches: 0                               Egr. Matches   : 0
-----
At time t = 6 sec (Mode: Absolute)
-----
Ing. Matches: 0                               Egr. Matches   : 0
-----
At time t = 9 sec (Mode: Absolute)
-----
Ing. Matches: 0                               Egr. Matches   : 0
=====

A:ALA-1>monitor>filter# mac 50 entry 10 interval 3 repeat 3 rate
=====
Monitor statistics for Mac filter 50 entry 10
=====
At time t = 0 sec (Base Statistics)
-----
Ing. Matches: 0                               Egr. Matches   : 0
-----
At time t = 3 sec (Mode: Rate)
-----
Ing. Matches: 0                               Egr. Matches   : 0
-----
At time t = 6 sec (Mode: Rate)
-----
Ing. Matches: 0                               Egr. Matches   : 0
-----
At time t = 9 sec (Mode: Rate)
-----
Ing. Matches: 0                               Egr. Matches   : 0
=====
```

```
A:ALA-1>monitor>filter#
```

mac

Syntax

mac entry *entry-id* [**interval** *seconds*] [**repeat** *repeat*] [**absolute** | **rate**]

Context

[\[Tree\]](#) (monitor>cpm-filter mac)

Full Context

monitor cpm-filter mac

Description

This command displays monitor command statistics for MAC filter entries.

Parameters

entry-id

Displays information on the specified filter entry ID for the specified filter ID only.

Values 1 to 2048

seconds

Configures the interval for each display in seconds.

Values 3 to 60

Default 10 seconds

repeat

Configures how many times the command is repeated.

Values 1 to 999

Default 10

absolute

Displays raw statistics, without processing. No calculations are performed on the delta or rate statistics.

rate

Displays rate-per-second for each statistic instead of the delta.

Platforms

7450 ESS, 7750 SR, 7750 SR-a, 7750 SR-e, 7750 SR-s, 7950 XRS

mac

Syntax

mac *entry-id* [**interval** *seconds*] [**repeat** *repeat*] [**absolute** | *rate*]

Context

[\[Tree\]](#) (monitor>management-access-filter mac)

Full Context

monitor management-access-filter mac

Description

This command monitors statistics for the MAF MAC filter entry.

Parameters

entry-id

Specifies an existing IP MAF entry ID.

Values 1 to 9999

seconds

Configures the interval for each display in seconds.

Values 3 to 60

Default 10

repeat

Configures how many times the command is repeated.

Values 1 to 999

Default 10

absolute

Displays raw statistics, without processing. No calculations are performed on the delta or rate statistics.

rate

Displays rate-per-second for each statistic instead of the delta.

Platforms

All

mac

Syntax

mac [**hunt** | **detail**] [**rd** *rd*] [**next-hop** *next-hop*] [**mac-address** *mac-address*] [**community** *comm-id*] [**tag** *tag*] [**aspath-regex** *reg-exp*]

Context

[\[Tree\]](#) (show>router>bgp>routes>evpn mac)

Full Context

show router bgp routes evpn mac

Description

This command displays BGP-EVPN MAC routes.

Parameters

hunt

Displays entries for the specified route.

detail

Displays detailed information.

rd

Displays information for the route distinguisher.

Values *ip-addr:comm-val* | *2byte-asnumber:ext-comm-val* | *4byte-asnumber:comm-val*

next-hop

Specifies the IPv4 or IPv6 BGP next-hop address.

Values

ipv4-address:	a.b.c.d
ipv6-address:	x:x:x:x:x:x:x (eight 16-bit pieces)
	x:x:x:x:x:d.d.d.d
	x: [0 to FFFF]H
	d: [0 to 255]D

mac-address

Specifies the MAC address in *xx:xx:xx:xx:xx:xx* or *xx-xx-xx-xx-xx-xx* format.

comm-id

Specifies the community ID, up to 72 characters.

Values [*as-num:comm-val* | *ext-comm* | *well-known-comm*]
where:

- *as-num* — 0 to 65535
 - *comm-val* — 0 to 65535
 - *ext-comm* — the extended community, defined as the following:
type:{*ip-address:comm-val1* | *as-number1:comm-val2* | *as-number2:comm-val1*}
- where:
- *as-number1* — 0 to 65535
 - *comm-val1* — 0 to 65535
 - **type** — target, origin
 - *ip-address* — a.b.c.d
 - *comm-val2* — 0 to 4294967295
 - *as-number2* — 0 to 4294967295
- *well-known-comm* — **null** | **no-export** | **no-export-subconfed** | **no-advertise** |

tag

Specifies the MAC route tag.

Values 0 to 4294967295 | MAX-ET

reg-exp

Displays routes matching the specified regular expression, up to 80 characters.

Platforms

All

16.2 mac-filter

mac-filter

Syntax

mac-filter [**entry** *entry-id*]

Context

[Tree] (show>system>security>cpm-filter mac-filter)

Full Context

show system security cpm-filter mac-filter

Description

This command displays CPM MAC filters.

Parameters

entry-id

Displays information about the specified entry.

Values 1 to 131072

Platforms

7450 ESS, 7750 SR, 7750 SR-a, 7750 SR-e, 7750 SR-s, 7950 XRS

Output

The following is an output example of CPU MAC filter information.

Sample Output

```
*B:bksim67# show system security cpm-filter mac-filter
=====
CPM Mac Filter (applied)
=====
Entry-Id  Dropped  Forwarded  Description
-----
1          23002     47094
-----
Num CPM Mac filter entries: 1
=====
*B:bksim67#
```

mac-filter

Syntax

mac-filter [**entry** *entry-id*]

Context

[\[Tree\]](#) (show>system>security>mgmt-access-filter mac-filter)

Full Context

show system security management-access-filter mac-filter

Description

This command displays management access MAC filters.

Parameters

entry-id

Displays information about the specified entry.

Values 1 to 9999

Platforms

All

Output

The following is an example of management access filter MAC filter information.

Sample Output

```
*B:bksim67# show system security management-access-filter mac-filter
=====
Mac Management Access Filter
=====
filter type      : mac
Def. Action      : permit
Admin Status     : enabled (no shutdown)
-----
Entry            : 1                Action            : deny
FrameType        : ethernet_II      Svc-Id           : Undefined
Src Mac          : Undefined
Dest Mac         : Undefined
Dot1p            : Undefined        Ethertype         : Disabled
DSAP             : Undefined        SSAP              : Undefined
Snap-pid         : Undefined        ESnap-oui-zero    : Undefined
cfm-opcode       : Undefined
Log              : disabled         Matches           : 0
=====
*B:bksim67#
```

mac-filter

Syntax

mac-filter [**entry** *entry-id*]

Context

[\[Tree\]](#) (clear>cpm-filter mac-filter)

Full Context

clear cpm-filter mac-filter

Description

This command clears MAC filter statistics.

Parameters

entry-id

Specifies a particular CPM MAC filter entry.

Values 1 to 2048

Platforms

7450 ESS, 7750 SR, 7750 SR-a, 7750 SR-e, 7750 SR-s, 7950 XRS

mac-filter

Syntax

mac-filter *mac-filter-id*

Context

[Tree] (tools>perform>filter mac-filter)

Full Context

tools perform filter mac-filter

Description

Commands in this context perform MAC filter operations.

Parameters

mac-filter-id

Specifies a particular MAC filter ID or filter name.

Values *filter-id* | *filter-name*

filter-id

Specifies the MAC filter ID.

Values 1 to 65535

filter-name

Specifies name of the MAC filter, upto 64 characters.

Platforms

All

16.3 mac-list

mac-list

Syntax

mac-list [*name*]

mac-list *name* associations

Context

[Tree] (show>service mac-list)

Full Context

show service mac-list

Description

This command displays the configured MAC lists in the router and its associations to service objects.

Parameters

name

Displays the MAC list name, up to 32 characters.

associations

Displays the associated service objects.

Platforms

All

Output

The following output displays an example of services associated so particular SAPs.

Sample Output

The following is sample output for MAC list.

```
A:admin@PE-2# show service mac-list
=====
MAC List Information
=====
MAC List Name                Num Macs      Last Change
-----
moving-macs-1                10           04/22/2020 09:45:34
-----
Number of Entries: 1
=====
```

The following is sample output for MAC list name.

```
A:admin@PE-2# show service mac-list "moving-macs-1"
=====
MAC List Mac Address Information
Description: List of macs allowed to move
=====
MAC Address                  MAC Mask      Last Change
-----
00:00:5e:00:00:00          ff:ff:ff:00:00:00  04/22/2020 09:46:14
00:01:5e:00:00:00          ff:ff:ff:ff:ff:ff  04/22/2020 09:57:33
00:02:5e:00:00:00          ff:ff:ff:ff:ff:ff  04/22/2020 09:57:37
00:03:5e:00:00:00          ff:ff:ff:ff:ff:ff  04/22/2020 09:57:40
00:04:5e:00:00:00          ff:ff:ff:ff:ff:ff  04/22/2020 09:57:45
00:05:5e:00:00:00          ff:ff:ff:ff:ff:ff  04/22/2020 09:57:50
00:06:5e:00:00:00          ff:ff:ff:ff:ff:ff  04/22/2020 09:57:54
00:07:5e:00:00:00          ff:ff:ff:ff:ff:ff  04/22/2020 09:58:02
```

```
00:08:5e:00:00:00      ff:ff:ff:ff:ff:ff      04/22/2020 09:58:09
00:09:5e:00:00:00      ff:ff:ff:ff:ff:ff      04/22/2020 09:58:12
-----
Number of Entries: 10
=====
```

The following is sample output for MAC list associations.

```
A:admin@PE-2# show service mac-list "moving-macs-1" associations
=====
Associated VPLS SAPs
-----
Service Id          SAP
-----
3                   pxc-1.a:3
-----
Number of Entries: 1
-----

Associated VPLS spoke-sdp
-----
Service Id          sdpID
-----
Number of Entries: 0
-----

Associated VPLS mesh-sdp
-----
Service Id          sdpID
-----
Number of Entries: 0
-----

Associated VPLS split-horizon-group
-----
Service Id          Split Horizon Group
-----
Number of Entries: 0
-----

Associated PW-template
-----
PW-template Id
-----
Number of Entries: 0
-----
=====
```

Table 278: Show Service MAC List Fields describes show service MAC list output fields.

Table 278: Show Service MAC List Fields

Label	Description
MAC List Name	Displays the MAC list name.

Label	Description
Num Macs	Displays the number of MACs.
Last Change	Displays the date and time of the change.
Number of Entries	Displays the number of matching entries.
MAC Address	Displays the MAC address.
MAC Mask	Displays the MAC mask.
Service Id	Displays the service ID.
SAP	Displays the SAP name.

16.4 mac-move

mac-move

Syntax

mac-move

Context

[\[Tree\]](#) (show>service>id mac-move)

Full Context

show service id mac-move

Description

This command displays MAC move related information about the service.

Platforms

All

Output

The following is an example of service MAC move information.

Sample Output

```
*A:ALA-2009>config>service>vpls>mac-move# show service id 500 mac-move
=====
Service Mac Move Information
=====
Service Id       : 500                Mac Move       : Enabled
Primary Factor   : 4                  Secondary Factor : 2
Mac Move Rate    : 2                  Mac Move Timeout : 10
```



```

Mac Move Retries : 3
-----
SAP Mac Move Information: 2/1/3:501
-----
Admin State      : Up                Oper State      : Down
Flags           : RelearnLimitExceeded
Time to come up : 1 seconds          Retries Left    : 1
Mac Move        : Blockable         Blockable Level : Tertiary
-----
SAP Mac Move Information: 2/1/3:502
-----
Admin State      : Up                Oper State      : Up
Flags           : None
Time to RetryReset: 267 seconds      Retries Left    : none
Mac Move        : Blockable         Blockable Level : Tertiary
-----
SDP Mac Move Information: 21:501
-----
Admin State      : Up                Oper State      : Up
Flags           : None
Time to RetryReset: never            Retries Left    : 3
Mac Move        : Blockable         Blockable Level : Secondary
-----
SDP Mac Move Information: 21:502
-----
Admin State      : Up                Oper State      : Down
Flags           : RelearnLimitExceeded
Time to come up : never              Retries Left    : none
Mac Move        : Blockable         Blockable Level : Tertiary
=====
*A:ALA-2009>config>service>vpls>mac-move#

```

16.5 mac-protect

mac-protect

Syntax

mac-protect [**implicit**]

Context

[\[Tree\]](#) (show>service>id mac-protect)

Full Context

show service id mac-protect

Description

This command displays MAC protect-related information about the service.

Parameters

implicit

Displays only the MAC addresses implicitly protected by the system.

Platforms

All

Output

The following output is an example of service MAC protect information.

Sample Output

```
*A:ALA-48>show>service>id# mac-protect
=====
Protected MACs, Service 700
=====
ServId      MAC                Source-Identifier  Type/Age  Last Change
-----
700         ff:ff:ff:ff:ff:ff  not learned       n/a       n/a
-----
No. of MAC Entries: 1
=====
*A:ALA-48>show>service>id# mac-protect
```

16.6 mac-status

mac-status

Syntax

mac-status [*mac ieee-address*] [*card slot-id*] [*pending*]

Context

[\[Tree\]](#) (tools>dump>service>id>fdb mac-status)

Full Context

tools dump service id fdb mac-status

Description

This command displays the status of MAC addresses within the service, displaying the line cards on which FDB entries are allocated for the MAC addresses (if a MAC address has been allocated an entry on all cards provisioned in the system, it is displayed as "All") and those for which there are pending FDB entry updates (allocate, displayed as "PendAlloc", or free, displayed as "PendFree") for each MAC address. The MAC address status is displayed per service or line card and for a single MAC address. In addition, only MAC addresses with pending updates can be displayed.

Parameters

ieee-address

The 48-bit MAC address for which the FDB entry will be displayed in the form aa:bb:cc:dd:ee:ff or aa-bb-cc-dd-ee-ff where aa, bb, cc, dd, ee and ff are hexadecimal numbers.

slot-id

The slot ID of the card in the chassis. The maximum slot ID is platform-dependent. See the hardware installation guides for more information.

pending

Displays only those MAC address with pending FDB entry line card updates (allocate or free).

Platforms

All

Output

Sample Output

```
*A:PE1# tools dump service id 1 fdb mac-status
=====
VPLS FDB MAC status at 01/31/2017 08:44:39
=====
MAC Address          Type                Status : Card list
-----
00:00:00:00:01:01   Select              Allocated : 5
00:00:00:00:01:02   Select              Allocated : 5
00:00:00:00:01:03   Global              Allocated : All
00:00:00:00:01:04   Global              Allocated : All
=====
*A:PE1#
```

16.7 mac-table

mac-table

Syntax

mac-table [**mac** *ieee-address*] [**class** *class*] [**next-index** *index*] [**detail**]

Context

[\[Tree\]](#) (tools>dump>wlan-gw>lanext>bd mac-table)

Full Context

tools dump wlan-gw lanext bd mac-table

Description

This command dumps the specified MAC table entries for the specified HLE BD.

Parameters

ieee-address

Specifies the MAC address of the MAC table entry.

class

Specifies the source on which to filter the MAC table entries.

Values access, network, remote

index

Specify the **next-index** *index* parameter to display the next set of results If there are more results than the current output. The additional results are indicated at the bottom of the current output.

Values 0 to 4294967295

Platforms

7750 SR, 7750 SR-e, 7750 SR-s, VSR

Output

The following output is an example of MAC table information.

Sample Output

```
tools>dump>wlan-gw>lanext>bd# mac-table
=====
MATCHED 2 MAC ENTRIES ON SLOT #2 MDA #1
=====
UE-MAC          VLAN  BRIDGE-ID  DESCRIPTION          L2-SVC  L2-VLAN
TUNNEL CLASS  TYPE  ROUTER      SRC-IP              DST-IP
ANCHOR
-----
AA:2B:9E:11:D1:6F 100   100        ESM-USER            N/A     N/A
2/1      ACCESS GRE    500        11.3.3.100
2/1/NAT-OUT-IP:2145.1 4.4.4.4
-----
02:DE:01:00:01:11 N/A   100        ESM-USER            N/A     N/A
2/1      NETWORK VXLAN 500        2.2.2.2
2/1/NAT-OUT-IP:2145.1 44.44.44.1
-----
=====
```

16.8 macsec

macsec

Syntax

macsec

Context

[\[Tree\]](#) (clear macsec)

Full Context

clear macsec

Description

Commands in this context clear MACsec information.

Platforms

All

macsec

Syntax

macsec

Context

[\[Tree\]](#) (show macsec)

Full Context

show macsec

Description

Commands in this context display MACsec information.

Platforms

All

macsec

Syntax

macsec

Context

[\[Tree\]](#) (show>router macsec)

Full Context

show router macsec

Description

This command displays router MACsec information.

Platforms

All

Output

The following output is an example of router MACsec information.

Sample Output

```
*A:Dut-C>config>router# show router macsec
=====
MACSec (Summary), Base
=====
Interface Name PortId/Sap  MACsec    Sub-port  Encap-  CA tags  CA-name
                port      match    In-clear
-----
MACsec_Dut_B_* 1/1/10:50  1/1/10    50        :50     0        dut_B_C_xpn_128_*
                1/1/10    1002     :*. *    2        dut_B_C_xpn_256_*
MACsec_Dut_B_* 1/1/10:51  1/1/10    51        :51     1        dut_B_C_xpn_128_*
                1/1/10    1002     :*. *    2        dut_B_C_xpn_256_*
=====
* indicates that the corresponding row element may have been truncated.

*A:Dut-C>config>router# show router "Base" interface "MACsec_Dut_B_C_Link_11_tag_50" macsec
=====
Interface MACsec_Dut_B_C_Link_11_tag_50 port/SapId 1/1/10:50 macsec
=====
MACsec port  Sub-port  Admin state Encap-match CA-name
-----
1/1/10      50        enabled    :50        dut_B_C_xpn_128_null_03
1/1/10      1002     enabled    :*. *     dut_B_C_xpn_256_2tags_1tag_01
=====

*A:Dut-C>config>router# show router "Base" interface "MACsec_Dut_B_C_Link_11_tag_51" macsec
=====
Interface MACsec_Dut_B_C_Link_11_tag_51 port/SapId 1/1/10:51 macsec
=====
MACsec port  Sub-port  Admin state Encap-match CA-name
-----
1/1/10      51        enabled    :51        dut_B_C_xpn_128_1tag_03
1/1/10      1002     enabled    :*. *     dut_B_C_xpn_256_2tags_1tag_01
=====
```

16.9 managed-hosts

managed-hosts

Syntax

managed-hosts type {aaa | bonding | data-triggered | gtp} [ip ip-address] [mac ieee-address]

Context

[\[Tree\]](#) (show>service>id managed-hosts)

Full Context

show service id managed-hosts

Description

This command displays information about hosts that are not yet linked to an in-band control plane protocol, such as DHCP or DHCPv6. Examples include hosts installed by data-triggers and hosts installed by RADIUS.

Parameters

aaa

Displays information about managed hosts installed and removed only by RADIUS.

bonding

Displays information about managed hosts installed in a connection bonding subscriber context.

data-triggered

Displays information about managed hosts installed by data-triggers.

gtp

Displays information about managed hosts installed via GTP access.

ip-address

Displays information about a managed host with the specified IPv4 or IPv6 address.

ieee-address

Displays information about a managed host with the specified MAC address.

Platforms

7450 ESS, 7750 SR, 7750 SR-a, 7750 SR-e, 7750 SR-s, VSR

Output

The following is an example of managed host information.

Sample Output

```
# show service id 100 managed-hosts type data-triggered
=====
Managed data-triggered hosts
=====
IP address                               MAC address
-----
10.0.0.9/32                               fa:ac:a6:02:11:01
2001:a:b:5::1/128                         fa:ac:a6:02:11:01
-----
No. of Managed hosts: 2
=====
```

managed-hosts

Syntax

managed-hosts type {data-triggered} [**sap** *sap-id*] [**mac** *ieee-address*] [**ip** *ip-prefix*[/*prefix-length*]] [**port** *port-id*]

managed-hosts type {data-triggered} **all**

Context

[\[Tree\]](#) (clear>service>id managed-hosts)

Full Context

clear service id managed-hosts

Description

This command deletes managed hosts.

Platforms

7450 ESS, 7750 SR, 7750 SR-a, 7750 SR-e, 7750 SR-s, VSR

16.10 management

management

Syntax

management

management ftp

management grpc

management netconf

management ssh

management telnet

management telnet6

Context

[\[Tree\]](#) (show>system>security management)

Full Context

show system security management

Description

This command displays the management server status.

Parameters

ftp

Displays the FTP server status.

grpc

Displays the gRPC server status.

netconf

Displays the NETCONF server status.

ssh

Displays the SSH server status.

telnet

Displays the Telnet server status.

telnet6

Displays the Telnetv6 server status.

Platforms

All

16.11 management-access-filter

management-access-filter

Syntax

management-access-filter

Context

[\[Tree\]](#) (show>system>security management-access-filter)

Full Context

show system security management-access-filter

Description

Commands in this context display management access filter information for IP and MAC filters.

Platforms

All

management-access-filter

Syntax

management-access-filter

Context

[\[Tree\]](#) (monitor management-access-filter)

Full Context

monitor management-access-filter

Description

Commands in this context monitor management-access filters. These filters are configured in the **config>system>security>mgmt-access-filter** context.

Platforms

All

16.12 management-interface

management-interface

Syntax

management-interface

Context

[\[Tree\]](#) (clear>system management-interface)

Full Context

clear system management-interface

Description

This command clears the management interface information.

Platforms

All

management-interface

Syntax

management-interface

Context

[\[Tree\]](#) (show>system management-interface)

Full Context

show system management-interface

Description

Commands in this context display management interface information.

Platforms

All

management-interface

Syntax

management-interface

Context

[\[Tree\]](#) (tools>perform>system management-interface)

Full Context

tools perform system management-interface

Description

This command enables tools for management interface.

Platforms

All

16.13 manager

manager

Syntax

manager all

manager *manager-name*

Context

[\[Tree\]](#) (clear>system>management-interface>remote-management manager)

Full Context

clear system management-interface remote-management manager

Description

This command clears and restarts the remote management manager connection process.

Parameters

all

Clears the connection process for all managers.

manager-name

Specifies the configured name of the manager, up to 64 characters.

Platforms

All

16.14 manual

manual

Syntax

manual *ring-index* **path** {**a** | **b**}

Context

[\[Tree\]](#) (tools>perform>eth-ring manual)

Full Context

tools perform eth-ring manual

Description

In the absence of a failure or FS, this command forces a block on the ring port where the command is issued.

Parameters

ring-index

Specifies the ring index.

Values 1 to 128

path

Displays information for a specific path.

Values a, b

Platforms

7450 ESS, 7750 SR, 7750 SR-a, 7750 SR-e, 7750 SR-s, 7950 XRS

manual

Syntax

manual id *tunnel-id*

manual *lsp-name*

Context

[\[Tree\]](#) (tools>perform>router>mpls>tp-tunnel manual)

Full Context

tools perform router mpls tp-tunnel manual

Description

This command performs a manual switchover of the MPLS-TP LSP from the active path to the protect path.

Parameters

tunnel-id

Specifies the tunnel number of the MPLS-TP LSP.

Values 1 to 61440

lsp-name

Specifies name of the MPLS-TP LSP, up to 32 characters.

Platforms

7450 ESS, 7750 SR, 7750 SR-a, 7750 SR-e, 7750 SR-s, 7950 XRS

16.15 manual-export

manual-export

Syntax

manual-export

Context

[\[Tree\]](#) (tools>perform>cflowd manual-export)

Full Context

tools perform cflowd manual-export

Description

This command triggers the manual export operation. This command is only applicable if **export-mode** is configured as **manual**.

Platforms

All

16.16 manual-switch-path

manual-switch-path

Syntax

manual-switch-path **lsp** *lsp-name*

no manual-switch-path **lsp** *lsp-name*

manual-switch-path **sr-te-lsp** *sr-te-lsp-name*

no manual-switch-path **sr-te-lsp** *sr-te-lsp-name*

Context

[\[Tree\]](#) (tools>perform>router>mpls manual-switch-path)

Full Context

tools perform router mpls manual-switch-path

Description

This command forces a manual degraded state on the active primary path, which triggers a switchover to another best-preference non-degraded secondary path that is already up. Non-degraded standby paths are preferred over secondary paths. If non-degraded standby paths do not exist, a setup is triggered for secondary paths.

For LSPs, the **revert-timer** and **hold-timer** apply to any switchover triggered by the **manual-switch-path** command. For SR-TE LSPs, only the revert-timer applies to any switchover triggered by the **manual-switch-path sr-te-lsp** command. The revert timer is started in the case where both the primary and standby paths are initially degraded and the system is using a second secondary path, and the primary path then comes back up.

The revert timer is started only when switching from a non-degraded secondary or standby path to the primary path. If the active secondary or standby path is degraded and then the primary path comes up, the system does not start the revert timer because the intention is to move the LSP away from the degraded active path as quickly as possible.

The manually degraded state remains in effect if the path goes down or is resigned, either by make-before-break (MBB) or break-before-make (BBM). BBM applies regardless of whether the resignalling is due to a locally initiated change or through PCEP. To reset the manually degraded state, use the **no manual-switch-path** CLI command or the **delete manual-switch-path** MD-CLI command.

To revert to the primary path when the revert timer is configured prior to the expiry of the revert timer, use the following commands:

- **no manual-switch-path lsp** or **no manual-switch-path sr-te-lsp** to reset the manual degraded state on the primary path
- **tools perform router mpls revert lsp** to revert the LSP to the primary path
- **tools perform router mpls revert sr-te-lsp** to revert the SR-TE LSP to the primary path

Parameters

lsp-name

Specifies the LSP name, up to 64 characters.

sr-te-lsp-name

Specifies the SR-TE LSP name, up to 64 characters.

Platforms

All

16.17 map

map

Syntax

map

map statistics

Context

[\[Tree\]](#) (clear>nat map)

Full Context

clear nat map

Description

This command enables the clears mapping of address and port data.

Platforms

VSR

map

Syntax

map

Context

[\[Tree\]](#) (show>service>nat map)

Full Context

show service nat map

Description

Commands in this context display MAP information.

Platforms

VSR

16.18 map-domain

map-domain

Syntax

map-domain

map-domain *domain-name*

map-domain *domain-name* **mapping-rule** *map-rule-name*

map-domain *domain-name* **statistics**

Context

[\[Tree\]](#) (show>service>nat>map map-domain)

Full Context

show service nat map map-domain

Description

This command displays the MAP domains configured in the system and shows whether the domain is instantiated (that is, shows the association with the routing context). It also provides information about the domain and the specific rules configured within the domain

Parameters

domain-name

Specifies the MAP domain name.

Values 32 chars maximum

map-rule-name

Specifies the MAP rule name.

Values 32 chars maximum

mapping-rule

Keyword; displays the router instances and/or subscriber profiles associated with the NAT policy.

statistics

Keyword; displays statistics of the specified MAP domain.

Platforms

VSR

Output

The following is sample output for the **map-domain** command, and [Table 279: Map-Domain Output Fields](#) describes the fields.

Sample Output

```
*A:Dut-D>show>service>nat>map# show service nat map map-domain
=====
MAP domains
=====
Name                               Admin-state   Router
-----
AZ                                  in-service    221
AZb                                 in-service    N/A
-----
No. of domains: 2
=====
```

Table 279: Map-Domain Output Fields

Label	Description
Admin-state	Configured admin-state of the MAP domain. The state can be either shutdown or no shutdown .
Router	Specifies the routing context in which the MAP domain is instantiated. When set to "N/A", it indicates that the MAP domain is not instantiated in the VSR.

The following is sample output for the **map-domain** *domain-name* command, and [Table 280: Map-Domain <domain-name> Output Fields](#) describes the fields.

Sample Output

```
*A:Dut-D>show>service>nat>map# map-domain "AZ"
=====
MAP-T domain "AZ"
=====
Description           : bAAAA
Default Mapping Rule prefix : 1000::/4
MTU                   : 9212
TCP MSS adjust        : 0
IP fragmentation
```

```

v6-frag-header      : enabled
Administrative state : in-service
Router              : 221
Last management change : 07/14/2016 21:04:04
Mapping rule "rule A-11"
-----
Description          : basic mapping rule 11
Rule prefix          : 2001:db8::/44
IPv4 prefix          : 192.0.2.0/24
Embedded Address bits : 12
PSID offset          : 4
Address sharing ratio : 0
No. of excluded ports : 0
No. of ports per user : 0
Administrative state : out-of-service
Last management change : 07/08/2016 01:15:12
Mapping rule "rule A-12"
-----
Description          : (Not Specified)
Rule prefix          : (Not Specified)
IPv4 prefix          : (Not Specified)
Embedded Address bits : 0
PSID offset          : 6
Address sharing ratio : 0
No. of excluded ports : 0
No. of ports per user : 0
Administrative state : out-of-service
Last management change : 07/08/2016 01:15:12
Mapping rule "rule A-13"
-----
Description          : basic mapping rule 11
Rule prefix          : 2001:db8::/44
IPv4 prefix          : 192.0.2.0/24
Embedded Address bits : 9
PSID offset          : 15
Address sharing ratio : 2
No. of excluded ports : 2
No. of ports per user : 32767
Administrative state : in-service
Last management change : 07/14/2016 21:11:43
=====

```

Table 280: Map-Domain <domain-name> Output Fields

Label	Description
Address sharing ratio	Specifies the number of CEs covered by this rule, that share the same IPv4 address, each with different PSID.
No. of excluded ports	Specifies the ports excluded from PSID, according to the configured PSID offset.
No. of ports per user	Specifies the number of PSID ports available to each user.

The following is sample output for the **map-domain** *domain-name* command, which shows details of the specific rule within a given MAP domain.

Sample Output

```
*A:Dut-D>show>service>nat>map# map-domain "AZ" mapping-rule "rule A-13"
```

```

=====
MAP-T domain "AZ"
=====
Description                : bAAAA
Default Mapping Rule prefix : 1000::/4
MTU                        : 9212
TCP MSS adjust             : 0
IP fragmentation
  v6-frag-header           : enabled
Administrative state       : in-service
Router                     : 221
Last management change     : 07/14/2016 21:04:04
Mapping rule "rule A-13"
-----
Description                : basic mapping rule 11
Rule prefix                : 2001:db8::/44
IPv4 prefix                : 192.0.2.0/24
Embedded Address bits     : 9
PSID offset                : 15
Address sharing ratio     : 2
No. of excluded ports     : 2
No. of ports per user     : 32767
Administrative state       : in-service
Last management change     : 07/14/2016 21:11:43
=====

```

The following is sample output for the **map-domain statistics** command, which shows the forwarding statistics for a MAP-T domain, and [Table 281: Map-Domain Statistics Output Fields](#) describes the fields.

Sample Output

```

*A:Dut-D>show>service>nat>map# show service nat map map-domain "AZ" statistics
=====
MAP domain "AZ"
=====
Upstream (IPv6->IPv4) forwarded packets      : 0
Upstream (IPv6->IPv4) forwarded octets       : 0
Upstream (IPv6->IPv4) dropped packets        : 0
Upstream (IPv6->IPv4) dropped octets         : 0
Downstream (IPv4->IPv6) forwarded packets    : 0
Downstream (IPv4->IPv6) forwarded octets     : 0
Downstream (IPv4->IPv6) dropped packets      : 0
Downstream (IPv4->IPv6) dropped octets       : 0
=====

```

Table 281: Map-Domain Statistics Output Fields

Label	Description
Upstream (IPv6→IPv4) forwarded packets	Specifies the number of forwarded packets in the upstream direction within the MAP domain.
Upstream (IPv6→IPv4) forwarded octets	Specifies the number of forwarded octets in the upstream direction within the MAP domain.
Upstream (IPv6→IPv4) dropped packets	Specifies the number of dropped packets in the upstream direction within the MAP domain.

Label	Description
Upstream (IPv6→IPv4) dropped octets	Specifies the number of dropped octets in the upstream direction within the MAP domain.
Downstream (IPv4→IPv6) forwarded packets	Specifies the number of forwarded packets in the downstream direction within the MAP domain.
Downstream (IPv4→IPv6) forwarded octets	Specifies the number of forwarded octets in the downstream direction within the MAP domain.
Downstream (IPv4→IPv6) dropped packets	Specifies the number of dropped packets in the downstream direction within the MAP domain.
Downstream (IPv4→IPv6) dropped octets	Specifies the number of dropped octets in the downstream direction within the MAP domain.

16.19 map-to-phy-port

map-to-phy-port

Syntax

map-to-phy-port [**lag** *lag-id* | **eth-tunnel** *tunnel-index*] {**isid** *isid* [**end-isid** *isid*] | **service** *service-id* | *svc-name* [**end-service** *service-id* | *svc-name*]} [**summary**]

Context

[\[Tree\]](#) (tools>dump map-to-phy-port)

Full Context

tools dump map-to-phy-port

Description

This command provides the ability to respond to a query to provide the link in a LAG/Ethernet tunnel (load sharing protection mode)/CCAG that is currently assigned to a given service-id or ISID.

Parameters

lag-id

Specifies the LAG ID.

Values 1 to 800

isid

Specifies the ISID.

Values 0 to 16777215

service-id

Specifies the service ID.

Values 1 to 2148278381, svc-name: 64 char max

tunnel-index

Specifies the tunnel index.

Values 1 to 1024

summary

Displays summary information.

Platforms

All

16.20 mapping-server

mapping-server

Syntax

mapping-server [**prefix** *ip-address[/mask]*] [**index** *index*] [**level** *level*] [**flag** {s}]

Context

[\[Tree\]](#) (show>router>isis mapping-server)

Full Context

show router isis mapping-server

Description

This command displays IS-IS mapping-server information.

Parameters

ip-address[/mask]

Specifies the IP address and mask of a prefix that has received a node-sid in a SID/Label binding TLV.

Values *ip-address: a.b.c.d.* (host bits must be 0)
mask: 0 to 32

index

Specifies the node-sid index value for the generated SID/Label binding TLV.

Values 0 to 4294967295

Default none

level

Specifies a match on the mapping server's own flooding scope for the generated SID/Label binding TLV.

Values 1, 2, 1/2

flag

Specifies a match on the flooding scope of the generated SID/Label binding TLV.

Values s — Specifies to match on the S flag value of 1. A SID/Label Binding TLV with the S flag set is flooded across the entire IS-IS routing domain, except across another IS-IS instance. If the S flag is not set (value of zero), the SID/Label Binding TLV is not leaked between levels.

Platforms

All

Output

The following output is an example of mapping service information.

Sample Output

```
*A:Dut-C# show router isis mapping-server
=====
Rtr Base ISIS Instance 0 Mapping Server
=====
Index      Prefix          Range Flags Level
-----
1000      10.20.1.4/32    1    -    L1L2
1001      10.20.1.5/32    1    -    L1L2
1002      10.20.1.6/32    1    -    L1L2
-----
No. of Mapping Server Sid-Maps : 3
=====
```

mapping-server

Syntax

mapping-server [prefix ip-address[/mask]] [index index] [scope {as | area [area-id]}]

Context

[Tree] (show>router>ospf mapping-server)

Full Context

show router ospf mapping-server

Description

This command displays OSPFv2 mapping server information.

Parameters

ip-address[/mask]

Displays information associated with the specified IP address.

Values *ip-address*: a.b.c.d. (host bits must be 0)
mask: 0 to 32

index

Specifies the Node-SID index value for the generated SID or label binding TLV.

Values 0 to 4294967295

area-id

Specifies the area ID.

Values *ip-address* | 0 to 4294967295

Platforms

All

16.21 mappings

mappings

Syntax

mappings **svc** *service-id* [**sf-ip** *ip-address* | *ipv6-address*] [**esi** *esi*] [**state** *map-state*]

Context

[\[Tree\]](#) (show>subscr-mgmt>isa-svc-chain mappings)

Full Context

show subscriber-mgmt isa-service-chaining mappings

Description

This command shows reachability details for the SF in the specified EVPN instance. This information is gathered from the EVPN routes learned from the peer.

Parameters

service-id

Displays information about the specified service ID.

Values 1 to 2147483647

ip-address

Displays information about the specified IPv4 address up to 64 characters.

ipv6-address

Displays information about the specified IPv6 address up to 64 characters.

esi

Displays information about the specified the ESI value.

Values 10-byte Ethernet Segment Identifier
 00-11-22-33-44-55-66-77-88-99 with
 any of these separators ('-',':','')

map-state

Displays map state status.

Values resolved, unresolved

Platforms

7450 ESS, 7750 SR, 7750 SR-e, 7750 SR-s, VSR

Output

The following is an example of service chaining mapping information.

Sample Output

```
show subscriber-mgmt isa-service-chaining mappings svc 111
=====
ISA Service Chaining - Mappings for EVPN 111
=====
IP-mappings
-----
      MAC                Vni      Vtep
-----
160.0.0.7
      00:00:01:00:00:01  1        5.20.1.12
170.0.0.7
      00:00:02:00:00:01  1        5.20.1.12
-----
ESI-mappings
-----
                Vni      Vtep
-----
24:23:2c:2e:2f:36:2e:4d:1b:4c
                1        5.20.1.12
-----
No. of mappings: 3
```


Table 282: Service Chaining Mappings Field Descriptions

Label	Description
IP-mappings	The IP address
MAC	The MAC address of the IP mappings
Vni	The VXLAN network identifier
Vtep	The VXLAN tunnel endpoint
ESI-mappings	The Ethernet Segment Identifier MAC address
No. of mappings	The total number of mappings for the EVPN ID.

16.22 match-criteria-overload

match-criteria-overload

Syntax

match-criteria-overload

match-criteria-overload card slot-number fp fp-number

match-criteria-overload card slot-number fp fp-number network network-policy-id direction direction

match-criteria-overload card slot-number fp fp-number sap-egress policy-id

match-criteria-overload card slot-number fp fp-number sap-ingress policy-id

Context

[\[Tree\]](#) (tools>dump>qos match-criteria-overload)

Full Context

tools dump qos match-criteria-overload

Description

This command, when used without parameters, allows the operator to identify QoS match-criteria memory banks with one or more policies in overload in the system by slot number, FP number, type (IP-MAC or IPv6), SAP ingress, SAP egress, network, and direction (ingress or egress).

This command, when used with the **card** and **fp** parameters, lists the QoS policy with match criteria in overload on a specified FP when the optional parameters *slot-number* and *fp-number* are specified.

This command, when used with the **network**, **sap-egress**, or **sap-ingress** parameters, displays the match-criteria entries not programmed for a specified QoS policy due to an overload condition.

Parameters

card slot-number

Specifies the IOM slot number for the overload command.

Values 1 to 10

fp fp-number

Specifies the FP number.

Values 1 to 8

network network-policy-id

Specifies the network policy ID.

Values 1 to 65538

direction direction

Specifies the memory bank ingress or egress direction.

Values ingress or egress

sap-egress policy-id

Specifies the SAP policy ID.

Values 1 to 65535

sap-ingress policy-id

Specifies the SAP policy ID.

Values 1 to 65535

Platforms

All

Output

The following output is an example of filter overload status.

Sample Output

```
*A:Dut# tools dump qos match-criteria-overload
=====
QoS Match Criteria Status Overload
=====
Slot  FP  Direction          Type
-----
1     1   Ingress            ip-mac
=====
```

Sample overload output with **card** and **fp** parameters only:

```
*A:Dut# tools dump qos match-criteria-overload card 1 fp 1
=====
QoS Match Criteria Status Overload
=====
```

Slot	FP	Access/Network	Direction	Type	Policy	# Entries
1	1	Access	Ingress	ip	5	5

Sample overload output with **card**, **fp**, **{network or sap-egress or sap-ingress}** parameters only

```
A:Dut# tools dump qos match-criteria-overload card 1 fp 1 sap-ingress 5
=====
QoS Sap Ingress Match Criteria Status Overload
=====
Slot  FP  Type  Policy                               Entry
-----
1     1   IPv4  5                                   1001
1     1   IPv4  5                                   1002
=====
```

16.23 match-list

match-list

Syntax

match-list

Context

[\[Tree\]](#) (show>filter match-list)

Full Context

show filter match-list

Description

Commands in this context display information for match lists used in filter policies (IOM/FP and CPM).

Platforms

All

match-list

Syntax

match-list

Context

[\[Tree\]](#) (show>qos match-list)

Full Context

show qos match-list

Description

Commands in this context display match-list information.

Platforms

All

16.24 mc-ecmp-balance

mc-ecmp-balance

Syntax

mc-ecmp-balance [detail]

Context

[\[Tree\]](#) (show>router>pim mc-ecmp-balance)

Full Context

show router pim mc-ecmp-balance

Description

This command displays multicast balance information.

Parameters

detail

Displays detailed information.

Platforms

All

Output

The following output displays an example of PIM mc-ecmp-balance information.

Sample Output

```
A:ALA-48>config>router>pim# show router pim mc-ecmp-balance
=====
PIM ECMP Balance
=====
MC-ECMP-Balance           : Disabled
Rebalance in progress     : No
Last Rebalance Time       : 11/13/2007 09:03:10
Rebalance Type            : Unknown
```

```
Optional Threshold Used      : 0
Mc Ecmp Balance Hold Time   : None
=====
A:ALA-48>config>router>pim#
```

16.25 mc-ecmp-rebalance

mc-ecmp-rebalance

Syntax

mc-ecmp-rebalance [*ecmp-opt-threshold*]

Context

[\[Tree\]](#) (tools>perform>router>pim mc-ecmp-rebalance)

Full Context

tools perform router pim mc-ecmp-rebalance

Description

This command triggers an immediate rebalance, regardless if the hold timer has triggered or if any changes have occurred.

Parameters

ecmp-opt-threshold

Forces a rebalance of all multicast streams with a priority equal or less then the specified value.

Specifying the value of 7 forces all multicast streams to be re-balanced regardless of the configured value.

Values 1 to 7

Platforms

All

16.26 mc-endpoint

mc-endpoint

Syntax

mc-endpoint peer *ip-address*

Context

[\[Tree\]](#) (tools>dump>redundancy>multi-chassis mc-endpoint)

Full Context

tools dump redundancy multi-chassis mc-endpoint

Description

This command dumps multi-chassis endpoint information.

Parameters

ip-address

Specifies the peer's IP address.

Platforms

All

mc-endpoint

Syntax

mc-endpoint peer *ip-address*

Context

[\[Tree\]](#) (tools>dump>redundancy>multi-chassis mc-endpoint)

Full Context

tools dump redundancy multi-chassis mc-endpoint

Description

This command dumps multi-chassis endpoint information.

Parameters

ip-address

Specifies the peer's IP address.

Platforms

All

Output

The following output is an example of multi-chassis peer endpoint information.

Sample Output

```
*A:Dut-B# tools dump redundancy multi-chassis mc-endpoint peer 10.1.1.3
MC Endpoint Peer Info
  peer addr           : 10.1.1.3
  peer name          : Dut-C
  peer name refs     : 1
  src addr conf      : Yes
  source addr        : 10.1.1.2
  num of mcep        : 1
  num of non-mcep    : 0
  own sess num       : 58ba0d39
  mc admin state     : Up
  tlv own mc admin state : Up
  tlv peer mc admin state : Up
  reachable          : Yes

  own sys priority   : 50
  own sys id         : 00:03:fa:72:c3:c0
  peer sys priority  : 21
  peer sys id        : 00:03:fa:c6:31:f8
  master             : No

  conf boot timer    : 300
  boot timer active  : No
  conf ka intv       : 10
  conf hold on num of fail : 3
  tlv own ka intv    : 10
  tlv peer ka intv   : 10
  ka timeout tmr active : Yes
  ka timeout tmr intvl : 20
  ka timeout tmr time left : 4
  peer ka intv       : 10
  mc peer timed out  : No

  initial peer conf rx : Yes
  peer-mc disabled     : No
  initial peer conf sync : Yes
  peer conf sync       : Yes

  own passive mode    : Disable
  peer passive mode   : No

  retransmit pending  : No
  non-mcep retransmit pending : No
  retransmit intvl    : 5
  last tx time        : 1437130
  last rx time        : 1437156

  own bfd             : Enable
  peer bfd            : Enable
  bfd vrtr if         : 2
  bfd handle          : 1
  bfd state           : 3
  bfd code            : 0

*A:Dut-B#
```

mc-endpoint

Syntax

mc-endpoint statistics

mc-endpoint peer [*ip-address*] **statistics**

mc-endpoint endpoint [*mcep-id*] **statistics**

mc-endpoint peer [*ip-address*]

Context

[Tree] (show>redundancy>multi-chassis mc-endpoint)

Full Context

show redundancy multi-chassis mc-endpoint

Description

This command displays multi-chassis endpoint information.

Parameters

statistics

Displays the global statistics for the MC endpoint.

peer

Displays information for a single peer.

ip-address

Specifies the IP address of multi-chassis end-point peer.

- Values**
- ipv4-address: a.b.c.d
 - ipv6-address:
 - x:x:x:x:x:x:x (eight 16-bit pieces)
 - x:x:x:x:x:d.d.d.d
 - x – [0 to FFFF] H
 - d – [0 to 255] D

endpoint

Displays multi-chassis endpoint information.

mcep-id

Specifies the multi-chassis endpoint.

- Values** 1 to 4294967295

Platforms

All

Output

The following output is an example of multi-chassis endpoint information.

Sample Output

```
*A:Dut-B# show redundancy multi-chassis mc-endpoint statistics
=====
Multi-Chassis Endpoint Global Statistics
=====
Packets Rx                               : 533
Packets Rx Keepalive                     : 522
Packets Rx Config                         : 3
Packets Rx Peer Config                   : 1
Packets Rx State                          : 7
Packets Dropped Keep-Alive Task          : 7
Packets Dropped Too Short                 : 0
Packets Dropped Verify Failed             : 0
Packets Dropped Tlv Invalid Size         : 0
Packets Dropped Out Of Seq               : 0
Packets Dropped Unknown Tlv              : 0
Packets Dropped Tlv Invalid MC-Endpoint Id : 0
Packets Dropped MD5                      : 0
Packets Dropped Unknown Peer             : 0
Packets Dropped MC Endpoint No Peer      : 0
Packets Tx                               : 26099
Packets Tx Keepalive                     : 8221
Packets Tx Config                         : 2
Packets Tx Peer Config                   : 17872
Packets Tx State                          : 4
Packets Tx Failed                         : 0
=====
*A:Dut-B#

*A:Dut-B# show redundancy multi-chassis mc-endpoint peer 10.1.1.3 statistics
=====
Multi-Chassis MC-Endpoint Statistics
=====
Peer Addr                               : 10.1.1.3
-----
Packets Rx                               : 597
Packets Rx Keepalive                     : 586
Packets Rx Config                         : 3
Packets Rx Peer Config                   : 1
Packets Rx State                          : 7
Packets Dropped State Disabled           : 0
Packets Dropped Packets Too Short        : 0
Packets Dropped Tlv Invalid Size         : 0
Packets Dropped Tlv Invalid LagId        : 0
Packets Dropped Out of Seq               : 0
Packets Dropped Unknown Tlv              : 0
Packets Dropped MD5                      : 0
Packets Tx                               : 636
Packets Tx Keepalive                     : 600
Packets Tx Peer Config                   : 30
Packets Tx Failed                         : 0
Packets Dropped No Peer                  : 0
=====
*A:Dut-B#

*A:Dut-B# show redundancy multi-chassis mc-endpoint endpoint 1 statistics
=====
Multi-Chassis Endpoint Statistics
=====
```

```

=====
MC-Endpoint Id 1
=====
Packets Rx Config           : 3
Packets Rx State           : 7
Packets Tx Config          : 2
Packets Tx State           : 4
Packets Tx Failed          : 0
=====
Number of Entries 1
=====
  
```

mc-endpoint

Syntax

mc-endpoint endpoint [*mcep-id*] **statistics**

mc-endpoint statistics

mc-endpoint peer [*ip-address*] **statistics**

Context

[\[Tree\]](#) (clear>redundancy>multi-chassis mc-endpoint)

Full Context

clear redundancy multi-chassis mc-endpoint

Description

This command clears multi-chassis endpoint statistics.

Parameters

mcep-id

Clears information for the specified multi-chassis endpoint ID.

Values 1 to 4294967295

ip-address

Clears information for the specified peer IP address.

Values ipv4-address: a.b.c.d
 ipv6-address:

- x:x:x:x:x:x (eight 16-bit pieces)
- x:x:x:x:x:d.d.d.d
- x – [0 to FFFF] H
- d – [0 to 255] D

statistics

Clears statistics for this multi-chassis endpoint.

Platforms

All

16.27 mc-fr-profile-egress

mc-fr-profile-egress

Syntax

mc-fr-profile-egress

mc-fr-profile-egress *profile-id* [**detail**]

Context

[\[Tree\]](#) (show>qos mc-fr-profile-egress)

Full Context

show qos mc-fr-profile-egress

Description

This command displays MLFR egress profile details.

Platforms

7450 ESS, 7750 SR, 7750 SR-a, 7750 SR-e, 7750 SR-s, 7950 XRS

Output

The following output is an example of MLFR ingress profile information.

Sample Output

```
*A:Cpm-A# show qos mc-fr-profile-egress 1
=====
Multi-class FR Egress Profile (1)
=====
Profile-id : 1
Description: Default egress multi-class frame-relay profile.
=====
*A:Cpm-A#
*A:Cpm-A# show qos mc-fr-profile-egress 1 detail
=====
Multi-class FR Egress Profile (1)
=====
Profile-id : 1
Description: Default egress multi-class frame-relay profile.
=====
MCFR      Mir      Weight   Max Size
Class
-----
0          100      0         25
1          85       0         5
2          0        66        200
```

```

3          0          33          1000
=====
Associations
-----
No Matching Entries
=====
*A:Cpm-A#

```

16.28 mc-fr-profile-ingress

mc-fr-profile-ingress

Syntax

```

mc-fr-profile-ingress
mc-fr-profile-ingress profile-id [detail]

```

Context

[\[Tree\]](#) (show>qos mc-fr-profile-ingress)

Full Context

```
show qos mc-fr-profile-ingress
```

Description

This command displays MLFR ingress profile information.

Platforms

7450 ESS, 7750 SR, 7750 SR-a, 7750 SR-e, 7750 SR-s, 7950 XRS

Output

The following output is an example of MLFR ingress profile information.

Sample Output

```

*A:Cpm-A# show qos mc-fr-profile-ingress
=====
Multi-class Frame-Relay Ingress Profiles
=====
Profile-Id  Description
-----
1          Default ingress multi-class frame-relay profile.
=====
*A:Cpm-A#
*A:Cpm-A# show qos mc-fr-profile-ingress 1 detail
=====
Multi-class FR Ingress Profile (1)
=====
Profile-id : 1
Description: Default ingress multi-class frame-relay profile.
-----

```

```

FR Class      Reassembly Timeout
-----
0             10
1             10
2             100
3             1000
=====
Associations
-----
No Matching Entries
    
```

16.29 mc-ipsec

mc-ipsec

Syntax

```

mc-ipsec peer ip-address domain ipsec-domain-id
mc-ipsec peer ip-address tunnel-group tunnel-group-id
mc-ipsec peer ip-address
    
```

Context

[\[Tree\]](#) (show>redundancy>multi-chassis mc-ipsec)

Full Context

```
show redundancy multi-chassis mc-ipsec
```

Description

This command displays the 7750 SR IPsec multi-chassis states. Optionally, only the state of the specified tunnel-group is displayed.

Parameters

- ipsec-domain-id***
Specifies the IPsec domain ID.
- ip-address***
Specifies the peer address.
- tunnel-group-id***
Specifies the tunnel-group.

Platforms

7450 ESS, 7750 SR, 7750 SR-e, 7750 SR-s, VSR

Output

Table 283: [Show MC-IPsec Peer Output Fields](#) describes **show redundancy multi-chassis mc-ipsec** output fields.

Table 283: Show MC-IPsec Peer Output Fields

Label	Description
Peer Name	The name of the peer.
Peer Addr	The IP address of the peer.
Keep Alive Intvl	The interval at which keepalive messages are exchanged.
Hold on Nbr Fail	The number keep-alives lost before declaring the peer as failed to reach.
Discovery Intvl	The duration of the discovery interval.
Discovery Boot Intvl	The duration of the discovery boot interval.
BFD	Bi-directional forward enabled or disabled.
Last update	The date and time of the last update.
ID	The tunnel group table ID.
Peer Group	The peer group ID.
Priority	The priority for the IPsec domain.
Admin State	The administrative state of the tunnel group.
Mastership/Master State	The current mastership state.
Protection Status	Displays nominal or notReady . notReady means the system is not ready for a switchover. There could be major traffic impact if switchover happens in the case of notReady. nominal means the tunnel-group is in a better situation to switchover than notReady. However, there still might be traffic impact.
Installed	The number of tunnels that have been successfully installed on MS-ISA.
Installing	The number of tunnels that are being installed on MS-ISA.
Awaiting Config	The number of synchronized tunnels that do not have a corresponding configuration ready.
Failed	The number of tunnels that failed to be installed on MS-ISA.

Label	Description
Active Tunnel-Group	The specific active tunnel group.
Peer Ex Tnl Grp	The external tunnel group.
Priority	The priority of the tunnel-group
Oper State	The operational state
Installed	The number of tunnels that have been successfully installed
Installing	The number of tunnels that are being installed
Awaiting Config	The number of synchronized tunnels that do not have a corresponding configuration ready
Failed	The number of tunnels that failed to be installed

Sample Output

```

show redundancy multi-chassis mc-ipsec peer 10.2.2.2
=====
Multi-Chassis MC-IPsec
=====
Peer Name      : (Not Specified)
Peer Addr     : 10.2.2.2
Keep Alive Intvl: 1.0 secs           Hold on Nbr Fail      : 3
Discovery Intvl: 300 secs          Discovery Boot Intvl  : 300 secs
BFD           : Disable
Last update   : 09/27/2012 00:44:23

=====
Multi-Chassis IPsec Multi Active Tunnel-Group Table
=====
ID           Peer Group   Priority  Admin State  Mastership
-----
1            2            100     Up           standby
-----
Multi Active Tunnel Group Entries found: 1
=====

show redundancy multi-chassis mc-ipsec peer 10.2.2.2 tunnel-group 1
=====
Multi-Chassis MC-IPsec Multi Active Tunnel-Group: 1
=====
Peer Ex Tnl Grp : 2           Priority           : 100
Master State    : standby    Protection Status  : nominal
Admin State     : Up         Oper State         : Up
=====

Multi-Chassis Tunnel Statistics
=====
-----
                Static           Dynamic
-----
Installed        1             0
Installing       0             0
Awaiting Config  0             0
Failed           0             0
  
```

mc-ipsec

Syntax

```
mc-ipsec peer ip-address tunnel-group tunnel-group-id
mc-ipsec peer ip-address
```

Context

[\[Tree\]](#) (show>redundancy>multi-chassis mc-ipsec)

Full Context

```
show redundancy multi-chassis mc-ipsec
```

Description

This command displays the 7750 SR IPsec multi-chassis states. Optionally, only state of specified tunnel-group will be displayed.

Parameters

ip-address

Specifies the peer address.

tunnel-group-id

Specifies the tunnel-group.

Platforms

7450 ESS, 7750 SR, 7750 SR-e, 7750 SR-s, VSR

Output

[Table 284: Show MC-IPsec Peer Output Fields](#) describes show **redundancy multi-chassis mc-ipsec** output fields.

Table 284: Show MC-IPsec Peer Output Fields

Label	Description
Admin State	Displays the admin state of mc-ipsec.
Mastership/Master State	Displays the current MIMP state.
Protection Status	Displays nominal or notReady . notReady means the system is not ready for a switchover. There could be major traffic impact if switchover happens in case of not Ready.

Label	Description
	nominal means the tunnel-group is in a better situation to switchover than notReady. However there still might be traffic impact.
Installed	Displays the number of tunnels that has been successfully installed on MS-ISA
Installing	Displays the number of tunnels that are being installed on MS-ISA.
Awaiting Config	Displays the number of synced tunnels that do not have corresponding configuration ready
Failed	Displays the number of tunnels that failed to be installed on MS-ISA.

Sample Output

```

show redundancy multi-chassis mc-ipsec peer 10.2.2.2
=====
Multi-Chassis MC-IPsec
=====
Peer Name      : (Not Specified)
Peer Addr     : 10.2.2.2
Keep Alive Intvl: 1.0 secs           Hold on Nbr Fail      : 3
Discovery Intvl : 300 secs          Discovery Boot Intvl  : 300 secs
BFD           : Disable
Last update    : 09/27/2012 00:44:23

=====
Multi-Chassis IPsec Multi Active Tunnel-Group Table
=====
ID           Peer Group   Priority  Admin State  Mastership
-----
1            2            100      Up            standby
-----
Multi Active Tunnel Group Entries found: 1
=====

show redundancy multi-chassis mc-ipsec peer 10.2.2.2 tunnel-group 1
=====
Multi-Chassis MC-IPsec Multi Active Tunnel-Group: 1
=====
Peer Ex Tnl Grp : 2           Priority           : 100
Master State    : standby     Protection Status  : nominal
Admin State     : Up           Oper State        : Up
=====

Multi-Chassis Tunnel Statistics
=====
-----
                Static           Dynamic
-----
Installed       1             0
Installing      0             0
Awaiting Config 0             0
Failed          0             0
  
```

mc-ipsec

Syntax

mc-ipsec

Context

[\[Tree\]](#) (tools>perform>redundancy>multi-chassis mc-ipsec)

Full Context

tools perform redundancy multi-chassis mc-ipsec

Description

Commands in this context provide 7750 SR mc-ipsec tools.

Platforms

7450 ESS, 7750 SR, 7750 SR-e, 7750 SR-s, VSR

16.30 mc-lag

mc-lag

Syntax

mc-lag peer *ip-address* [**lag** *lag-id*]

mc-lag [**peer** *ip-address* [**lag** *lag-id*]] **statistics**

Context

[\[Tree\]](#) (show>redundancy>multi-chassis mc-lag)

Full Context

show redundancy multi-chassis mc-lag

Description

This command displays multi-chassis LAG information.

Parameters

lag-id

Shows information for the specified LAG identifier.

Values 1 to 800

ip-address

Shows peer information about the specified IP address.

Values ipv4-address: a.b.c.d
 ipv6-address:
 • x:x:x:x:x:x:x (eight 16-bit pieces)
 • x:x:x:x:x:d.d.d.d
 • x – [0 to FFFF] H
 • d – [0 to 255] D

statistics

Displays multi-chassis statistics.

Platforms

All

Output

See the following sections for show command output:

- [MC-Lag Peer Sample Output](#)
- [MC-Lag Peer Statistics Sample Output](#)

The following output is an example of mc-lag peer information, and [Table 285: Redundancy Multi-chassis MC-Lag Peer Field Descriptions](#) describes the output fields.

MC-Lag Peer Sample Output

```
A:subscr_mgt# show redundancy multi-chassis mc-lag peer 10.10.10.30
=====
Multi-Chassis MC-Lag Peer 10.10.10.30
=====
Last Changed      : 01/23/2007 18:20:13
Admin State      : Up
Oper State       : Up
KeepAlive        : 10 deci-seconds
Hold On Ngbr Failure : 3
-----
Lag Id Lacp Key Remote Lag Id System Id          Sys Prio Last Changed
-----
1      1      1      00:00:00:00:00:01 1      01/23/2007 18:20:13
2      2      2      00:00:00:00:00:02 2      01/24/2007 08:53:48
-----
Number of LAGs : 2
=====
A:subscr_mgt#
```

```
A:subscr_mgt# show redundancy multi-chassis mc-lag peer 10.10.10.30 lag 1
=====
Multi-Chassis MC-Lag Peer 10.10.10.30
=====
Last Changed      : 01/23/2007 18:20:13
Admin State      : Up
Oper State       : Up
KeepAlive        : 10 deci-seconds
Hold On Ngbr Failure : 3
-----
```

```

Lag Id LACP Key Remote Lag Id System Id      Sys Prio Last Changed
-----
1      1      1              00:00:00:00:00:01  1      01/23/2007 18:20:13
-----
Number of LAGs : 1
=====
A:subscr_mgt#
    
```

Table 285: Redundancy Multi-chassis MC-Lag Peer Field Descriptions

Label	Description
Last Changed	Displays date and time of the last mc-lag peer.
Admin State	Displays the administrative state of the mc-lag peer.
Oper State	Displays the operation state of the mc-lag peer.
KeepAlive	Displays the length of time to keep alive the mc-lag peer.
Hold On Nbr Failure	Specifies how many "keepalive" intervals the standby SR will wait for packets from the active node before assuming a redundant-neighbor node failure.

The following output is an example of multi-chassis mc-lag peer statistics information, and [Table 286: Redundancy Multi-chassis MC-Lag Peer Statistics Field Descriptions](#) describes the output fields.

MC-Lag Peer Statistics Sample Output

```

A:subscr_mgt# show redundancy multi-chassis mc-lag statistics
=====
Multi-Chassis Statistics
=====
Packets Rx                : 52535
Packets Rx Keepalive      : 52518
Packets Rx Config         : 2
Packets Rx Peer Config    : 4
Packets Rx State         : 6
Packets Dropped KeepaliveTask : 0
Packets Dropped Packet Too Short : 0
Packets Dropped Verify Failed : 0
Packets Dropped Tlv Invalid Size : 0
Packets Dropped Out of Seq : 0
Packets Dropped Unknown Tlv : 0
Packets Dropped Tlv Invalid LagId : 0
Packets Dropped MD5      : 0
Packets Dropped Unknown Peer : 0
Packets Tx                : 52583
Packets Tx Keepalive      : 52519
Packets Tx Config         : 2
Packets Tx Peer Config    : 54
Packets Tx State         : 8
Packets Tx Failed         : 0
=====
A:subscr_mgt#

B:Dut-B# show redundancy multi-chassis mc-lag peer 10.10.10.2 statistics
=====
Multi-Chassis Statistics, Peer 10.10.10.2
=====
    
```

```

Packets Rx : 231
Packets Rx Keepalive : 216
Packets Rx Config : 1
Packets Rx Peer Config : 2
Packets Rx State : 12
Packets Dropped State Disabled : 0
Packets Dropped Packets Too Short : 0
Packets Dropped Tlv Invalid Size : 0
Packets Dropped Tlv Invalid LagId : 0
Packets Dropped Out of Seq : 0
Packets Dropped Unknown Tlv : 0
Packets Dropped MD5 : 0
Packets Tx : 235
Packets Tx Keepalive : 216
Packets Tx Peer Config : 3
Packets Tx Failed : 0
=====
B:Dut-B#
  
```

Table 286: Redundancy Multi-chassis MC-Lag Peer Statistics Field Descriptions

Label	Description
Packets Rx	Indicates the number of MC-Lag packets received from the peer.
Packets Rx Keepalive	Indicates the number of MC-Lag keepalive packets received from the peer.
Packets Rx Config	Indicates the number of received MC-Lag configured packets from the peer.
Packets Rx Peer Config	Indicates the number of received MC-Lag packets configured by the peer.
Packets Rx State	Indicates the number of MC-Lag "lag" state packets received from the peer.
Packets Dropped State Disabled	Indicates the number of packets that were dropped because the peer was administratively disabled.
Packets Dropped Packets Too Short	Indicates the number of packets that were dropped because the packet was too short.
Packets Dropped Tlv Invalid Size	Indicates the number of packets that were dropped because the packet size was invalid.
Packets Dropped Tlv Invalid LagId	Indicates the number of packets that were dropped because the packet referred to an invalid or non multi-chassis lag.
Packets Dropped Out of Seq	Indicates the number of packets that were dropped because the packet size was out of sequence.
Packets Dropped Unknown Tlv	Indicates the number of packets that were dropped because the packet contained an unknown TLV.

Label	Description
Packets Dropped MD5	Indicates the number of packets that were dropped because the packet failed MD5 authentication.
Packets Tx	Indicates the number of packets transmitted from this system to the peer.
Packets Tx Keepalive	Indicates the number of keepalive packets transmitted from this system to the peer.
Packets Tx Peer Config	Indicates the number of configured packets transmitted from this system to the peer.
Packets Tx Failed	Indicates the number of packets that failed to be transmitted from this system to the peer.

mc-lag

Syntax

mc-lag [**peer** *ip-address* [**lag** *lag-id*]]

Context

[\[Tree\]](#) (clear>redundancy>multi-chassis mc-lag)

Full Context

clear redundancy multi-chassis mc-lag

Description

This command clears multi-chassis Link Aggregation Group (LAG) information.

Parameters

ip-address

Clears the specified address of the multi-chassis peer.

- Values**
- ipv4-address: a.b.c.d
 - ipv6-address:
 - x:x:x:x:x:x (eight 16-bit pieces)
 - x:x:x:x:x:d.d.d.d
 - x – [0 to FFFF] H
 - d – [0 to 255] D

lag-id

Clears the specified LAG on this system.

Values 1 to 200

Platforms

All

16.31 mc-ring

mc-ring

Syntax

mc-ring

mc-ring peer *ip-address* [**ring** *sync-tag*]

Context

[\[Tree\]](#) (tools>dump>redundancy>multi-chassis mc-ring)

Full Context

tools dump redundancy multi-chassis mc-ring

Description

This command dumps multi-chassis ring information.

Parameters

ip-address

Specifies the peer IP address.

sync-tag

Specifies the ring's synchronization tag created in the **config>redundancy>mc>peer>mcr> ring** context. The tag can be up to 32 characters.

Platforms

All

mc-ring

Syntax

mc-ring peer *ip-address* **statistics**

mc-ring peer *ip-address* [**ring** *sync-tag* [**detail** | **statistics**]]

mc-ring peer *ip-address* **ring** *sync-tag* **ring-node** [*ring-node-name* [**detail** | **statistics**]]

mc-ring global-statistics

Context

[\[Tree\]](#) (show>redundancy>multi-chassis mc-ring)

Full Context

show redundancy multi-chassis mc-ring

Description

This command displays multi-chassis ring information.

Parameters

ip-address

Specifies the address of the multi-chassis peer to display.

- Values**
- ipv4-address: a.b.c.d
 - ipv6-address:
 - x:x:x:x:x:x:x (eight 16-bit pieces)
 - x:x:x:x:x:d.d.d.d
 - x: [0 to FFFF] H
 - d: [0 to 255] D

sync-tag

Specifies a synchronization tag to be displayed that was used while synchronizing this port with the multi-chassis peer up to 32 characters.

ring-node-name

Specifies a ring-node name up to 32 characters.

global-statistics

Displays global statistics for the multi-chassis ring.

detail

Displays detailed peer information for the multi-chassis ring.

Platforms

All

Output

See the following sections for output samples:

- [Sample Output: show redundancy multi-chassis mc-ring peer <ip-address> ring <sync-tag> detail](#)
- [Output Fields: show redundancy multi-chassis mc-ring peer <ip-address> ring](#)
- [Sample Output: show redundancy multi-chassis mc-ring peer <ip-address> statistics](#)
- [Output Fields: show redundancy multi-chassis mc-ring peer <ip-address> statistics](#)
- [Output Fields: show redundancy multi-chassis mc-ring global-statistics](#)
- [Output Fields: show redundancy multi-chassis mc-ring ring-node](#)

- [Sample Output: show redundancy multi-chassis mc-ring global-statistics](#)

Sample Output: show redundancy multi-chassis mc-ring peer <ip-address> ring <sync-tag> detail

```
*A:ALA-48# show redundancy multi-chassis mc-ring peer 10.0.0.2 ring ring11 detail
=====
Multi-Chassis MC-Ring Detailed Information
=====
Peer          : 10.0.0.2
Sync Tag      : ring11
Port ID       : 1/1/3
Admin State   : inService
Oper State    : connected
Admin Change  : 01/07/2008 21:40:07
Oper Change   : 01/07/2008 21:40:24
Last Debounce : 02/15/2008 09:28:42
Debounce Period: 0d 00:00:00
Failure Reason : None
-----
In Band Control Path
-----
Service ID    : 10
Interface Name : to_an1
Oper State    : connected
Dest IP       : 10.10.0.2
Src IP        : 10.10.0.1
-----
VLAN Map B Path Provisioned
-----
range 13-13
range 17-17
-----
VLAN Map Excluded Path Provisioned
-----
range 18-18
-----
VLAN Map B Path Operational
-----
range 13-13
range 17-17
-----
VLAN Map Excluded Path Operational
-----
range 18-18
=====
*A:ALA-48#

*A:ALA-48>show>redundancy>multi-chassis# mc-ring peer 192.168.10.104
=====
MC Ring entries
=====
Sync Tag          Oper State      Failure Reason
-----
No. of MC Ring entries: 0
=====
*A:ALA-48#

*A:ALA-48# show redundancy multi-chassis mc-ring peer 10.0.0.2
=====
MC Ring entries
=====
Sync Tag          Oper State      Failure Reason
```

```

-----
ring11                connected      None
ring12                shutdown      None
-----
No. of MC Ring entries: 4
=====
*A:ALA-48#

*A:ALA-48# show redundancy multi-chassis mc-ring peer 10.0.0.2 ring ring11 ring-
node an1 detail
=====
Multi-Chassis MC-Ring Node Detailed Information
=====
Peer          : 10.0.0.2
Sync Tag      : ring11
Node Name     : an1
Oper State Loc : connected
Oper State Rem : notTested
In Use        : True
Admin Change  : 01/07/2008 21:40:07
Oper Change   : 01/07/2008 21:40:25
Failure Reason : None
-----
Ring Node Connectivity Verification
-----
Admin State    : inService
Service ID     : 11
VLAN Tag       : 11
Dest IP        : 10.11.3.1
Src IP         : None
Interval       : 1 minutes
Src MAC        : None
=====
*A:ALA-48#

*A:ALA-48# show redundancy multi-chassis mc-ring peer 10.0.0.2 ring ring11 ring-node
=====
MC Ring Node entries
=====
Name          Loc Oper St.      Failure Reason
  In Use      Rem Oper St.
-----
an1          connected      None
  Yes        notTested
an2          connected      None
  Yes        notTested
-----
No. of MC Ring Node entries: 2
=====
*A:ALA-48#
  
```

Output Fields: show redundancy multi-chassis mc-ring peer <ip-address> ring

Table 287: Output Fields: show redundancy multi-chassis mc-ring peer <ip-address> ring describes the output fields for the show redundancy multi-chassis mc-ring peer <ip-address> ring command.

Table 287: Output Fields: show redundancy multi-chassis mc-ring peer <ip-address> ring

Label	Description
Sync Tag	Displays the synchronization tag that was used while synchronizing this port with the multi-chassis peer.
Oper State	<p>noPeer — The peer has no corresponding ring configured.</p> <p>connected — The in-band control connection with the peer is operational.</p> <p>broken — The in-band control connection with the peer has timed out.</p> <p>conflict — The in-band control connection with the peer has timed out but the physical connection is still OK; the failure of the in-band signaling connection is caused by a misconfiguration. For example, a conflict between the configuration of this system and its peer, or a misconfiguration on one of the ring access node systems.</p> <p>testingRing — The in-band control connection with the peer is being set up. Waiting for result.</p> <p>waitingForPeer — Verifying if this ring is configured on the peer.</p> <p>configErr — The ring is administratively up, but a configuration error prevents it from operating properly.</p> <p>halfBroken — The in-band control connection indicates that the ring is broken in one direction (towards the peer).</p> <p>localBroken — The in-band control connection with the peer is known to be broken due to local failure or local administrative action.</p> <p>shutdown — The ring is shutdown.</p>
Failure Reason	Displays the failure reason.
Last Debounce	Displays the last time that the debounce mechanism (protecting the router from overload situations in case of a flapping ring) was activated.
Debounce Period	Displays the duration that the debounce mechanism was in action since the "Last Debounce".

Sample Output: show redundancy multi-chassis mc-ring peer <ip-address> statistics

```
*A:ALA-48>show>redundancy>multi-chassis# mc-ring peer 192.168.10.104 statistics
=====
MC Ring statistics for peer 192.168.10.104
=====
Message                               Received      Transmitted
-----
MCS ID Request                         0             0
MCS ID Response                        0             0
Ring Exists Request                    0             0
Ring Exists Response                   0             0
Keepalive                              0             0
-----
Total                                  0             0
=====
*A:ALA-48>show>redundancy>multi-chassis#
```

Output Fields: show redundancy multi-chassis mc-ring peer <ip-address> statistics

Table 288: Output Fields: show redundancy multi-chassis mc-ring peer <ip-address> statistics describes the output fields for the **show redundancy multi-chassis mc-ring peer <ip-address> statistics** command.

Table 288: Output Fields: show redundancy multi-chassis mc-ring peer <ip-address> statistics

Label	Description
Message	Displays the message type.
Received	Indicates the number of valid MC-Ring signaling messages received from the peer.
Transmitted	Indicates the number of valid MC-Ring signaling messages transmitted from the peer.
MCS ID Request	Displays the number of valid MCS ID requests were received from the peer.
MCS ID Response	Displays the number of valid MCS ID responses were received from the peer.
Ring Exists Request	Displays the number of valid 'ring exists' requests were received from the peer.
Ring Exists Response	Displays the number of valid ring exists' responses were received from the peer.
Keepalive	Displays the number of valid MC-Ring control packets of type 'keepalive' were received from the peer.

Sample Output: show redundancy multi-chassis mc-ring global-statistics

```
*A:ALA-48>show>redundancy>multi-chassis# mc-ring global-statistics
=====
Global MC Ring statistics
=====
Rx                                     : 0
Rx Too Short                          : 0
Rx Wrong Authentication                : 0
Rx Invalid TLV                        : 0
Rx Incomplete                         : 0
Rx Unknown Type                       : 0
Rx Unknown Peer                      : 0
Rx Unknown Ring                      : 0
Rx Unknown Ring Node                  : 0
Tx                                     : 36763
Tx No Buffer                           : 0
Tx Transmission Failed                : 0
Tx Unknown Destination                : 0
Missed Configuration Events           : 0
Missed BFD Events                     : 0
=====
*A:ALA-48>show>redundancy>multi-chassis#
```

Output Fields: show redundancy multi-chassis mc-ring ring-node

[Table 289: Output Fields: Show redundancy multi-chassis mc-ring ring-node](#) describes the output fields for the mc-ring ring-node command.

Table 289: Output Fields: Show redundancy multi-chassis mc-ring ring-node

Label	Description
Oper State	Displays the state of the connection verification (both local and remote). notProvisioned — Connection verification is not provisioned. configErr — Connection verification is provisioned but a configuration error prevents it from operating properly. notTested — Connection verification is administratively disabled or is not possible in the current situation. testing — Connection Verification is active, but no results are yet available. connected — The ring node is reachable. disconnected — Connection verification has timed out.
In Use	Displays "True" if the ring node is referenced on an e-pipe or as an inter-dest-id on a static host or dynamic lease.

Output Fields: show redundancy multi-chassis mc-ring global-statistics

[Table 290: Output Fields: show redundancy multi-chassis mc-ring global-statistics](#) describes the output fields for the **show redundancy multi-chassis mc-ring global statistics** command.

Table 290: Output Fields: show redundancy multi-chassis mc-ring global-statistics

Label	Description
Rx	Displays the number of MC-ring signaling packets were received by this system.
Rx Too Short	Displays the number of MC-ring signaling packets were received by this system that were too short.
Rx Wrong Authentication	Displays the number of MC-ring signaling packets were received by this system with invalid authentication.
Rx Invalid TLV	Displays the number of MC-ring signaling packets were received by this system with invalid TLV.
Rx Incomplete	Displays the number of MC-ring signaling packets were received by this system that were incomplete.
Rx Unknown Type	Displays the number of MC-ring signaling packets were received by this system that were of unknown type.
Rx Unknown Peer	Displays the number of MC-ring signaling packets were received by this system that were related to an unknown peer.

Label	Description
Rx Unknown Ring	Displays the number of MC-ring signaling packets were received by this system that were related to an unknown ring.
Rx Unknown Ring Node	Displays the number of MC-ring signaling packets were received by this system that were related to an unknown ring node.
Tx	Displays the number of MC-ring signaling packets were transmitted by this system.
Tx No Buffer	Displays the number of MC-ring signaling packets could not be transmitted by this system due to a lack of packet buffers.
Tx Transmission Failed	Displays the number of MC-ring signaling packets could not be transmitted by this system due to a transmission failure.
Tx Unknown Destination	Displays the number of MC-ring 'unknown destination' signaling packets were transmitted by this system.
Missed Configuration Events	Displays the number of missed configuration events on this system.
Missed BFD Events	Displays the number of missed BFD events on this system.

mc-ring

Syntax

mc-ring

Context

[\[Tree\]](#) (clear>redundancy>multi-chassis mc-ring)

Full Context

clear redundancy multi-chassis mc-ring

Description

This command clears multi-chassis ring data.

Platforms

All

mc-ring

Syntax

mc-ring peer *ip-address* **ring** *sync-tag*

Context

[\[Tree\]](#) (show>service>sap-using mc-ring)

Full Context

show service sap-using mc-ring

Description

This command displays SAP information for a specific MC-RING.

Parameters

ip-address

Specifies the IP address.

- Values**
- ipv4-address: a.b.c.d
 - ipv6-address:
 - x:x:x:x:x:x (eight 16-bit pieces)
 - x:x:x:x:d.d.d.d
 - x – [0 to FFFF] H
 - d – [0 to 255] D

sync-tag

Specifies the ring's synchronization tag, up to 32 characters.

Platforms

All

16.32 mcac

mcac

Syntax

mcac

Context

[\[Tree\]](#) (clear>router mcac)

Full Context

```
clear router mcac
```

Description

Commands in this context clear and reset Multicast Connection Admission Control (MCAC) statistics.

Platforms

All

```
mcac
```

Syntax

```
mcac
```

Context

[\[Tree\]](#) (show>router mcac)

Full Context

```
show router mcac
```

Description

Commands in this context display multicast CAC related information.

Platforms

All

16.33 mcast-ipv4

```
mcast-ipv4
```

Syntax

```
mcast-ipv4 [aspath-regex reg-exp] [community comm-id] [brief] [all]
```

```
mcast-ipv4 [aspath-regex reg-exp] hunt [community comm-id] [brief] [all]
```

```
mcast-ipv4 [detail | longer] [aspath-regex reg-exp] [community comm-id] [all]
```

Context

[\[Tree\]](#) (show>router>bgp>routes mcast-ipv4)

Full Context

```
show router bgp routes mcast-ipv4
```


Description

This command displays BGP multicast IPv4 routes.

Parameters

reg-exp

Displays routes matching the specified regular expression, up to 80 characters.

hunt

Displays entries for the specified route.

comm-id

Specifies the community ID, up to 72 characters.

Values `[as-num:comm-val | ext-comm | well-known-comm | large-comm]`

where:

- *as-num* — 0 to 65535
- *comm-val* — 0 to 65535
- *ext-comm* — the extended community, defined as one of the following:
 - `{target | origin}:ip-address:comm-val`
 - `{target | origin}:asnum:ext-comm-val`
 - `{target | origin}:ext-asnum:comm-val`
 - **bandwidth:asnum:val-in-mbps**
 - **ext:4300:ovstate**
 - **ext:value1:value2**
 - **flowspec-set:ext-asnum:group-id**

where:

- *target* — route target
- *origin* — route origin
- *ip-address* — a.b.c.d
- *ext-comm-val* — 0 to 4294967295
- *ext-asnum* — 0 to 4294967295
- **bandwidth** — bandwidth
- *val-in-mbps* — 0 to 16777215
- **ext** — extended
- **ext:4300** — origin verification
- *ovstate* — 0, 1, or 2 (0 for valid, 1 for not found, 2 for invalid)
- *value1* — 0000 to FFFF
- *value2* — 0 to FFFFFFFFFF
- **flowspec-set** — flow-spec set

- *group-id* — 0 to 16383
- *well-known-comm* — **null** | **no-export** | **no-export-subconfed** | **no-advertise** | **blackhole**
- *large-comm* — *asn-or-ex:val-or-ex:val-or-ex*

brief

Displays the BGP multicast IPv4 route information in a brief format.

all

Displays all output for imported routes.

Platforms

All

16.34 mcast-ipv6

mcast-ipv6

Syntax

mcast-ipv6 [**aspath-regex** *reg-exp*] [**community** *comm-id*] [**brief**] [**all**]

mcast-ipv6 [**aspath-regex** *reg-exp*] **hunt** [**community** *comm-id*] [**brief**] [**all**]

mcast-ipv6 [**detail** | **longer**] [**aspath-regex** *reg-exp*] [**community** *comm-id*] [**all**]

Context

[\[Tree\]](#) (show>router>bgp>routes mcast-ipv6)

Full Context

show router bgp routes mcast-ipv6

Description

This command displays BGP multicast IPv6 routes.

Parameters

reg-exp

Displays routes matching the specified regular expression, up to 80 characters.

hunt

Displays entries for the specified route.

comm-id

Specifies the community ID, up to 72 characters.

Values [*as-num:comm-val* | *ext-comm* | *well-known-comm* | *large-comm*]

where:

- *as-num* — 0 to 65535
- *comm-val* — 0 to 65535
- *ext-comm* — the extended community, defined as one of the following:
 - *{target | origin}:ip-address:comm-val*
 - *{target | origin}:asnum:ext-comm-val*
 - *{target | origin}:ext-asnum:comm-val*
 - **bandwidth:asnum:val-in-mbps**
 - **ext:4300:ovstate**
 - **ext:value1:value2**
 - **flowspec-set:ext-asnum:group-id**

where:

- *target* — route target
- *origin* — route origin
- *ip-address* — a.b.c.d
- *ext-comm-val* — 0 to 4294967295
- *ext-asnum* — 0 to 4294967295
- **bandwidth** — bandwidth
- *val-in-mbps* — 0 to 16777215
- **ext** — extended
- **ext:4300** — origin verification
- *ovstate* — 0, 1, or 2 (0 for valid, 1 for not found, 2 for invalid)
- *value1* — 0000 to FFFF
- *value2* — 0 to FFFFFFFFFF
- **flowspec-set** — flow-spec set
- *group-id* — 0 to 16383
- *well-known-comm* — **null | no-export | no-export-subconfed | no-advertise | blackhole**
- *large-comm* — *asn-or-ex:val-or-ex:val-or-ex*

brief

Displays the BGP multicast IPv6 route information in a brief format.

all

Displays all output for imported routes.

Platforms

All

16.35 mcast-join-synch

mcast-join-synch

Syntax

```
mcast-join-synch [hunt | detail] [rd rd] [community comm-id] [tag tag] [next-hop next-hop] [aspath-regex reg-exp] [originator-ip ip-address | ipv6-address]
```

Context

[\[Tree\]](#) (show>router>bgp>routes>evpn mcast-join-synch)

Full Context

```
show router bgp routes evpn mcast-join-synch
```

Description

This command displays BGP-EVPN multicast join sync routes.

Parameters

hunt

Displays entries for the specified route.

detail

Displays detailed information.

rd

Displays information for the route distinguisher.

Values *ip-addr:comm-val | 2byte-asnumber:ext-comm-val | 4byte-asnumber:comm-val*

comm-id

Specifies the community ID, up to 72 characters.

Values *[as-num:comm-val | ext-comm | well-known-comm]*

where:

- *as-num* — 0 to 65535
- *comm-val* — 0 to 65535
- *ext-comm* — the extended community, defined as the following:
type:{ip-address:comm-val1 | as-number1:comm-val2 | as-number2:comm-val1}

where:

- *as-number1* — 0 to 65535
- *comm-val1* — 0 to 65535

- **type** — target, origin
- *ip-address* — a.b.c.d
- *comm-val2* — 0 to 4294967295
- *as-number2* — 0 to 4294967295
- *well-known-comm* — **null** | **no-export** | **no-export-subconfed** | **no-advertise** |

tag

Specifies the multicast join sync route tag.

Values 0to 4294967295 | MAX-ET

next-hop

Specifies the IPv4 or IPv6 BGP next-hop address.

Values

ipv4-address:	a.b.c.d
ipv6-address:	x:x:x:x:x:x:x (eight 16-bit pieces)
	x:x:x:x:x:d.d.d.d
	x: [0 to FFFF]H
	d: [0 to 255]D

reg-exp

Displays routes matching the specified regular expression, up to 80 characters.

ip-address | ipv6-address

Specifies the originator IPv4 or IPv6 address, up to 64 characters.

Platforms

All

16.36 mcast-leave-synch

mcast-leave-synch

Syntax

mcast-leave-synch [hunt | detail] [rd rd] [community *comm-id*] [tag *tag*] [next-hop *next-hop*] [aspath-regex *reg-exp*] [originator-ip *ip-address* | *ipv6-address*]

Context

[Tree] (show>router>bgp>routes>evpn mcast-leave-synch)

Full Context

```
show router bgp routes evpn mcast-leave-synch
```

Description

This command displays BGP-EVPN multicast leave sync routes.

Parameters

hunt

Displays entries for the specified route.

detail

Displays detailed information.

rd

Displays information for the route distinguisher.

Values *ip-addr:comm-val* | *2byte-asnumber:ext-comm-val* | *4byte-asnumber:comm-val*

comm-id

Specifies the community ID, up to 72 characters.

Values [*as-num:comm-val* | *ext-comm* | *well-known-comm*]

where:

- *as-num* — 0 to 65535
- *comm-val* — 0 to 65535
- *ext-comm* — the extended community, defined as the following:
type:{ip-address:comm-val1 | as-number1:comm-val2 | as-number2:comm-val1}
where:
 - *as-number1* — 0 to 65535
 - *comm-val1* — 0 to 65535
 - **type** — target, origin
 - *ip-address* — a.b.c.d
 - *comm-val2* — 0 to 4294967295
 - *as-number2* — 0 to 4294967295
- *well-known-comm* — **null** | **no-export** | **no-export-subconfed** | **no-advertise** |

tag

Specifies the multicast leave sync route tag.

Values 0to 4294967295 | MAX-ET

next-hop

Specifies the IPv4 or IPv6 BGP next-hop address.

Values		
ipv4-address:		a.b.c.d
ipv6-address:		x:x:x:x:x:x:x (eight 16-bit pieces)
		x:x:x:x:x:d.d.d.d
		x: [0 to FFFF]H
		d: [0 to 255]D

reg-exp

Displays routes matching the specified regular expression, up to 80 characters.

ip-address | ipv6-address

Specifies the originator IPv4 or IPv6 address, up to 64 characters.

Platforms

All

16.37 mcast-management

mcast-management

Syntax

mcast-management

Context

[\[Tree\]](#) (clear mcast-management)

Full Context

clear mcast-management

Description

Commands in this context clear the multicast management status.

Platforms

All

mcast-management

Syntax

mcast-management

Context

[\[Tree\]](#) (show mcast-management)

Full Context

show mcast-management

Description

This command shows multicast path management related information.

Platforms

All

16.38 mcast-path-mgr

mcast-path-mgr

Syntax

mcast-path-mgr cpm [unmanaged]

Context

[\[Tree\]](#) (tools>dump mcast-path-mgr)

Full Context

tools dump mcast-path-mgr

Description

This command dumps multicast path manager CPM information.

Parameters

unmanaged

Displays multicast path manager unmanaged and Multiple MAC Registration Protocol information.

Platforms

7450 ESS, 7750 SR-1x-48D, 7750 SR-1x-92S, 7750 SR-7/12/12e, 7750 SR-s, 7950 XRS, VSR

Output

The following output is an example of CPM information.

Sample Output

```
*A:PE-1# tools dump mcast-path-mgr cpm  
=====
```



```

Slot: 5 Complex: 0
=====
PATH:
Type SGs      InUseBW  AvailBW  TotalBw  ID  SGs      InUseBW  AvailBW  TotalBw
P      7      28040    -        -    17  7      28040    1971960  2000000
P      7      28047    -        -    16  7      28047    1971953  2000000
P      7      28047    -        -    18  7      28047    1971953  2000000
P      6      24075    -        -    19  6      24075    1975925  2000000
P      6      24075    -        -    20  6      24075    1975925  2000000
P      6      24097    -        -    21  6      24097    1975903  2000000
P      7      28076    -        -    22  7      28076    1971924  2000000
P      7      28043    -        -    23  7      28043    1971957  2000000
P      7      28018    -        -    24  7      28018    1971982  2000000
P      7      28036    -        -    25  7      28036    1971964  2000000
P      7      28036    -        -    26  7      28036    1971964  2000000
P      6      24042    -        -    27  6      24042    1975958  2000000
P      6      24053    -        -    28  6      24053    1975947  2000000
P      7      28047    -        -    29  7      28047    1971953  2000000
P      7      28080    -        -    30  7      28080    1971920  2000000
S      0          0    -        -    31  0          0    1800000  1800000
B      0          0    -        -    -    -          -    -        -
*A:PE-1#
  
```

16.39 mcast-reporting-dest

mcast-reporting-dest

Syntax

mcast-reporting-dest [*mcast-reporting-dest-name*]

Context

[\[Tree\]](#) (show>mcast-mgmt mcast-reporting-dest)

Full Context

show mcast-management mcast-reporting-dest

Description

This command displays multicast path management reporting destination information.

Parameters

mcast-reporting-dest-name

Specifies the multicast reporting destination name, up to 32 characters.

Platforms

All

mcast-reporting-dest

Syntax

mcast-reporting-dest [*mcast-reporting-dest-name*]

Context

[\[Tree\]](#) (clear>mcast-mgmt mcast-reporting-dest)

Full Context

clear mcast-management mcast-reporting-dest

Description

This command clears multicast reporting destination statistics.

Parameters

mcast-reporting-dest-name

Specifies the multicast reporting destination name, up to 32 characters.

Platforms

All

16.40 mcast-reporting-statistics

mcast-reporting-statistics

Syntax

mcast-reporting-statistics *ip-address*

Context

[\[Tree\]](#) (show>router>igmp mcast-reporting-statistics)

Full Context

show router igmp mcast-reporting-statistics

Description

This command displays IGMP multicast reporting statistics.

Parameters

ip-address

Displays the information associated with the specified IP address.

Platforms

All

mcast-reporting-statistics

Syntax

mcast-reporting-statistics [*ip-address*]

Context

[Tree] (clear>router>igmp mcast-reporting-statistics)

Full Context

clear router igmp mcast-reporting-statistics

Description

This command clears IGMP multicast reporting statistics.

Parameters

ip-address

Specifies the IP address.

Values a.b.c.d

Platforms

All

16.41 mcast-umh-red

mcast-umh-red

Syntax

mcast-umh-red *pair-id*

Context

[Tree] (tools>dump>router mcast-umh-red)

Full Context

tools dump router mcast-umh-red

Description

This command displays upstream multi-homing (UMH) information.

Parameters

pair-id

Displays the information associated with the specified pair of primary and backup UMH.

Values 1 to 1000

Platforms

All

Output

The following output is an example of UMH information.

Sample Output

```
*A:DUT-B# tools dump router mcast-umh-red 100
=====
Slot 1
=====
Switch Count:      1
Last Switch:      04/23/21 15:59:40
Revert Time Left: 39 sec
Active Tunnel
  Label:           523515
                  LDP FEC P2MP: root: 10.20.1.1, T: 1, L: 4, TunnelId: 8228
  Bandwidth:      482400 bps
Standby Tunnel
  Label:           523657
                  LDP FEC P2MP: root: 10.20.1.3, T: 1, L: 4, TunnelId: 8229
  Bandwidth:      482400 bps
```

16.42 mcast-vpn-ipv4

mcast-vpn-ipv4

Syntax

mcast-vpn-ipv4 [detail | longer] [rd *rd*] [community *comm-id*] [aspath-regex *reg-exp*] [all]

mcast-vpn-ipv4 [brief] [rd *rd*] [community *comm-id*] [aspath-regex *reg-exp*] [all]

mcast-vpn-ipv4 hunt [brief] [rd *rd*] [community *comm-id*] [aspath-regex *reg-exp*] [all]

Context

[\[Tree\]](#) (show>router>bgp>routes mcast-vpn-ipv4)

Full Context

```
show router bgp routes mcast-vpn-ipv4
```

Description

This command displays BGP multicast VPN IPv4 routes.

Parameters

detail

Displays detailed information.

longer

Displays the specified route and subsets of the route.

rd

Displays information for the route distinguisher.

Values *ip-addr:comm-val | 2byte-asnumber:ext-comm-val | 4byte-asnumber:comm-val*

comm-id

Specifies the community ID, up to 72 characters.

Values [*as-num:comm-val | ext-comm | well-known-comm | large-comm*]

where:

- *as-num* — 0 to 65535
- *comm-val* — 0 to 65535
- *ext-comm* — the extended community, defined as one of the following:

- *{target | origin}:ip-address:comm-val*
- *{target | origin}:asnum:ext-comm-val*
- *{target | origin}:ext-asnum:comm-val*
- **bandwidth:asnum:val-in-mbps**
- **ext:4300:ovstate**
- **ext:value1:value2**
- **flowspec-set:ext-asnum:group-id**

where:

- *target* — route target
- *origin* — route origin
- *ip-address* — a.b.c.d
- *ext-comm-val* — 0 to 4294967295
- *ext-asnum* — 0 to 4294967295
- **bandwidth** — bandwidth
- *val-in-mbps* — 0 to 16777215

- **ext** — extended
- **ext:4300** — origin verification
- *ovstate* — 0, 1, or 2 (0 for valid, 1 for not found, 2 for invalid)
- *value1* — 0000 to FFFF
- *value2* — 0 to FFFFFFFFFF
- **flowspec-set** — flow-spec set
- *group-id* — 0 to 16383
- *well-known-comm* — **null** | **no-export** | **no-export-subconfed** | **no-advertise** | **blackhole**
- *large-comm* — *asn-or-ex:val-or-ex:val-or-ex*

reg-exp

Displays routes matching the specified regular expression, up to 80 characters.

all

Displays all output for imported routes.

Platforms

All

16.43 mcast-vpn-ipv6

mcast-vpn-ipv6

Syntax

mcast-vpn-ipv6 [**detail** | **longer**] [**rd** *rd*] [**community** *comm-id*] [**aspath-regex** *reg-exp*] [**all**]

mcast-vpn-ipv6 [**brief**] [**rd** *rd*] [**community** *comm-id*] [**aspath-regex** *reg-exp*] [**all**]

mcast-vpn-ipv6 **hunt** [**brief**] [**rd** *rd*] [**community** *comm-id*] [**aspath-regex** *reg-exp*] [**all**]

Context

[\[Tree\]](#) (show>router>bgp>routes mcast-vpn-ipv6)

Full Context

show router bgp routes mcast-vpn-ipv6

Description

This command displays BGP multicast VPN IPv6 routes.

Parameters

detail

Displays detailed information.

longer

Displays the specified route and subsets of the route.

rd

Displays information for the route distinguisher.

Values *ip-addr:comm-val | 2byte-asnumber:ext-comm-val | 4byte-asnumber:comm-val*

comm-id

Specifies the community ID, up to 72 characters.

Values *[as-num:comm-val | ext-comm | well-known-comm | large-comm]*

where:

- *as-num* — 0 to 65535
- *comm-val* — 0 to 65535
- *ext-comm* — the extended community, defined as one of the following:

- *{target | origin}:ip-address:comm-val*
- *{target | origin}:asnum:ext-comm-val*
- *{target | origin}:ext-asnum:comm-val*
- **bandwidth:asnum:val-in-mbps**
- **ext:4300:ovstate**
- **ext:value1:value2**
- **flowspec-set:ext-asnum:group-id**

where:

- *target* — route target
- *origin* — route origin
- *ip-address* — a.b.c.d
- *ext-comm-val* — 0 to 4294967295
- *ext-asnum* — 0 to 4294967295
- **bandwidth** — bandwidth
- *val-in-mbps* — 0 to 16777215
- **ext** — extended
- **ext:4300** — origin verification
- *ovstate* — 0, 1, or 2 (0 for valid, 1 for not found, 2 for invalid)
- *value1* — 0000 to FFFF
- *value2* — 0 to FFFFFFFFFF
- **flowspec-set** — flow-spec set
- *group-id* — 0 to 16383

- *well-known-comm* — **null** | **no-export** | **no-export-subconfed** | **no-advertise** | **blackhole**
- *large-comm* — *asn-or-ex:val-or-ex:val-or-ex*

reg-exp

Displays routes matching the specified regular expression, up to 80 characters.

all

Displays all output for imported routes.

Platforms

All

16.44 md-auto-id

md-auto-id

Syntax

md-auto-id

Context

[\[Tree\]](#) (show>qos md-auto-id)

Full Context

show qos md-auto-id

Description

This command displays information about QoS policy IDs that have been automatically assigned by SR OS using the **md-auto-id** functionality. See the **config>qos md-auto-id** configuration command for further details.

Platforms

All

Output

The following output is an example of QoS md-auto-id information, and [Table 291: MD Auto-Id QoS Output Fields](#) describes the output fields.

Sample Output

```
*A:node-6# show qos md-auto-id
=====
MD Auto-Id Information
=====
QoS Policy-Id Range
Start                : 327675          End                : 65535
```



```
Sap Ingress Count      : 10
Sap Egress Count      : 8
Network Count         : 6
=====
```

Table 291: MD Auto-Id QoS Output Fields

Label	Description
Start	Displays the start of the range for an automatic QoS policy ID.
End	Displays the end of the range for an automatic QoS Policy ID.
Sap Ingress Count	Displays the number of SAP ingress policies with automatically-assigned IDs.
Sap Egress Count	Displays the number of SAP egress policies with automatically-assigned IDs.
Network Count	Displays the number of network policies with automatically-assigned IDs.

md-auto-id

Syntax

md-auto-id

Context

[\[Tree\]](#) (show>filter md-auto-id)

Full Context

show filter md-auto-id

Description

This command displays information about filter IDs that have been automatically assigned by SR OS using the **md-auto-id** functionality. See the **config>qos md-auto-id** configuration command for further details.

Platforms

All

Output

The following output is an example of **md-auto-id** filter information and [Table 292: MD Auto-Id Filter Output Fields](#) describes the output fields.

Sample Output

```
*A:node-6# show filter md-auto-id
=====
MD Auto-Id Information
=====
Filter-id Range
Start          : 1073741822          End          : 2147483647
Ip-filter Count : 30
Ipv6-filter Count : 20
Mac-filter Count : 10
=====
```

Table 292: MD Auto-Id Filter Output Fields

Label	Description
Start	Displays the start of the range for an automatic filter policy ID
End	Displays the end of the range for an automatic filter policy ID
Ip-filter Count	Displays the number of IP filter policies with automatically-assigned IDs
Ipv6-filter Count	Displays the number of IPv6 filter policies with automatically-assigned IDs
Mac-filter Count	Displays the number of MAC filter policies with automatically-assigned IDs

md-auto-id

Syntax

md-auto-id

Context

[\[Tree\]](#) (show>service md-auto-id)

Full Context

show service md-auto-id

Description

This command displays information about service, customer and PW template IDs that have been automatically assigned by SR OS using the **md-auto-id** functionality. For more information, see the **md-auto-id** configuration command.

Platforms

All

Output

The following output is an example of **md-auto-id** information, and [Table 293: MD Auto-Id Service Output Fields](#) describes the output fields.

Sample Output

```
*A:node-6# show service md-auto-id
=====
MD Auto-Id Information
=====
Service-Id Range
Start       : 1073741823      End       : 2147483647
Count      : 12
Customer-Id Range
Start       : 1073741823      End       : 2147483647
Count      : 10
Pw-Template-Id Range
Start       : 1073741823      End       : 2147483647
Count      : 5
=====
```

Table 293: MD Auto-Id Service Output Fields

Label	Description
Start	Displays the start of the range for an automatic service ID, customer ID, or PW template ID.
End	Displays the end of the range for an automatic service ID, customer ID, or PW template ID.
Count	Displays the number of service IDs, customer IDs, or PW template IDs with automatically-assigned IDs.

16.45 mda

mda

Syntax

mda slot [*mda*] [**detail**]

Context

[\[Tree\]](#) (show mda)

Full Context

show mda

Description

This command displays MDA\XMA information.

If no command line options are specified, a summary output of all MDAs is displayed in table format.

Parameters

slot

Specifies the slot number for which to display MDA information.

Values 1 to 10

mda

Specifies the MDA number in the slot for which to display MDA information.

Values *slot* [*/mda*]

detail

Displays detailed MDA information.

Platforms

All

Output

See the following sections for output samples:

- [Sample Output: show mda \(showing 7450 ESS\)](#)
- [Sample Output: show mda \(showing 7950 XRS\)](#)
- [Output Fields: show mda](#)
- [Sample Output: show mda <slot/mda> detail](#)
- [Sample Output: show mda <slot/mda> detail \(showing Channelized MDA on a 7750 SR-7\)](#)
- [Sample Output: show mda <slot/mda> detail \(showing 7950 XRS\)](#)
- [Output Fields: show mda <slot/mda> detail](#)

Sample Output: show mda (showing 7450 ESS)

```
A:Dut-B# show mda
=====
MDA Summary
=====
Slot  Mda  Provisioned Type           Admin  Operational
      Mda  Equipped Type (if different) State   State
-----
6     1     p1-100g-cfp                up     up
7     2     p20-1gb-sfp                up     up
8     1     isa2-bb                     up     up
      2     p3-40g-qsfp                 up     up
=====
```

Sample Output: show mda (showing 7950 XRS)

```
A:Dut-G# show mda
```

```

=====
MDA Summary
=====
Slot  Mda  Provisioned Type           Admin  Operational
      Mda  Equipped Type (if different) State   State
-----
1     1     cx20-10g-sfp              up     up
      2     cx2-100g-cfp              up     up
2     1     cx6-40g-qsfp              up     up
      2     cx72-1g-csfp              up     up
3     1     x2-100g-tun               up     up
      2     x40-10g-sfp               up     up
4     1     x4-100g-cfp2              up     up
      2     x4-100g-cxp               up     up
5     1     x40-10g-sfp-ptp          up     up
      x40-10g-sfp
6     1     x24-100g-qsfp28:he2400g  up     up
      2     x6-400g-cfp8:he2400g
7     1     x12-400g-qsfpdd:he2400g+4t up     up
      2     x6-200g-cfp2-dco:he1200g
=====

```

Output Fields: show mda

Table 294: Output Fields: show mda describes the output fields for the **show mda** command.

Table 294: Output Fields: show mda

Label	Description
Slot	The chassis slot number.
MDA	The MDA slot number.
Provisioned MDA-type	The MDA type provisioned.
Equipped MDA-type	The MDA type actually installed.
Admin State	Up — Administratively up. Down — Administratively down (e.g., shutdown).
Operational State	Up — Operationally up. Down — Operationally down.

Sample Output: show mda <slot/mda> detail

```

A:Dut-G# show mda 1/1 detail
=====
MDA 1/1 detail
=====
Slot  Mda  Provisioned Type           Admin  Operational
      Mda  Equipped Type (if different) State   State
-----
1     1     cx20-10g-sfp              up     up

MDA Specific Data
Maximum port/connector count : 20
Num ports/connectors equipped : 20
Capabilities                   : Ethernet

```

```

Fail On Error           : Disabled
Reset On Recoverable Error : Disabled
Egress XPL error threshold : 1000
Egress XPL error window   : 60
Ingress XPL error threshold : 1000
Ingress XPL error window   : 60
Min channel size         : Sonet STS-192
Max channel size         : Sonet STS-192
Max number of channels    : 20
Channels in use          : 0
Power Priority           : 150
Hardware Data
Platform type           : 7950
Part number             : Sim Part#
CLEI code              : Sim CLEI
Serial number          : mda-1
Manufacture date       : 01012003
Manufacturing deviations : Sim MfgDeviation mda-1
Manufacturing assembly number : 01-2345-67
Administrative state    : up
Operational state      : up
Software boot (rom) version : (Not Specified)
Software version       : (Not Specified)
Time of last boot      : 2022/02/15 17:12:33
Current alarm state    : alarm cleared
Base MAC address       : ac:27:01:01:00:01
Firmware version       : I-0.0.I6922

Hardware Resources (Power-Zone 1)
Voltage
  Minimum           : 53.00 Volts (02/15/2022 17:12:34)
  Current           : 53.00 Volts
  Peak              : 53.00 Volts (02/15/2022 17:12:34)
Wattage
  Minimum           : 380.00 Watts (02/15/2022 17:12:34)
  Current           : 380.00 Watts
  Peak              : 380.00 Watts (02/15/2022 17:12:34)
  Max Required     : 440.00 Watts
Amperage
  Minimum           : 7.17 Amps (02/15/2022 17:12:34)
  Current           : 7.17 Amps
  Peak              : 7.17 Amps (02/15/2022 17:12:34)
=====
  
```

Sample Output: show mda <slot/mda> detail (showing Channelized MDA on a 7750 SR-7)

```

A:Dut-A# show mda 5/1 detail
=====
MDA 5/1 detail
=====
Slot Mda   Provisioned Type           Admin   Operational
      Mda   Equipped Type (if different) State   State
-----
5     1     p10-10g-sfp                up      up

MDA Specific Data
Maximum port/connector count : 10
Num ports/connectors equipped : 10
Capabilities                  : Ethernet
Fail On Error                 : Disabled
Egress XPL error threshold    : 1000
Egress XPL error window       : 60
Ingress XPL error threshold   : 1000
  
```

```

    Ingress XPL error window      : 60
    Min channel size              : Sonet STS-192
    Max channel size              : Sonet STS-192
    Max number of channels        : 10
    Channels in use               : 0
Hardware Data
    Platform type                 : 7750
    Part number                   : 3HE07305AARA01
    CLEI code                     : IPUCA9AFAA
    Serial number                 : NS1249F1339
    Manufacture date              : 01172013
    Manufacturing deviations       : (Not Specified)
    Manufacturing assembly number :
    Administrative state          : up
    Operational state             : up
    Temperature                   : 50C
    Temperature threshold         : 75C
    Software boot (rom) version   : (Not Specified)
    Software version              : (Not Specified)
    Time of last boot             : 2022/02/14 14:25:55
    Current alarm state           : alarm cleared
    Base MAC address              : 0c:a4:02:bd:df:55
    Firmware version              : I-0.0.I6921
=====
  
```

Sample Output: show mda <slot/mda> detail (showing 7950 XRS)

```

A:Dut-A# show mda 1/1 detail
=====
MDA 1/1 detail
=====
Slot  Mda  Provisioned Type  Equipped Type(if different) Admin  Operational
-----
1     1     cx20-10g-sfp                up      up

MDA Specific Data
    Maximum port count          : 20
    Number of ports equipped    : 20
    Network ingress queue policy : default
    Capabilities                : Ethernet
    Min channel size            : Sonet STS-192
    Max channel size            : Sonet STS-192
    Max number of channels      : 20
    Channels in use             : 0

Hardware Data
    Platform type               : 7950
    Part number                  :
    CLEI code                   :
    Serial number               : GRA03-126
    Manufacture date            :
    Manufacturing string         : (Not Specified)
    Manufacturing deviations     : (Not Specified)
    Manufacturing assembly number : 82-0299-03
    Administrative state        : up
    Operational state           : up
    Temperature                 : 45C
    Temperature threshold       : 75C
    Software version            : N/A
    Time of last boot           : 2012/05/23 20:30:55
    Current alarm state         : alarm cleared
  
```

```

Base MAC address      : 8c:90:d3:be:69:8a
Firmware version     : I-10.0.S209

-----
QOS Settings
-----
=====
A:Dut-A#

```

Output Fields: show mda <slot/mda> detail

[Table 295: Output Fields: show mda <slot/mda> detail](#) describes the output fields for the **show mda <slot/mda> detail** command.

Table 295: Output Fields: show mda <slot/mda> detail

Label	Description
Slot	The chassis slot number.
Mda	The MDA slot number.
Provisioned Mda-type	The provisioned MDA type.
Equipped Mda-type	The MDA type that is physically inserted into this slot in this chassis.
Admin State	Up — The MDA is administratively up. Down — The MDA is administratively down.
Operational State	Up — The MDA is operationally up. Down — The MDA is operationally down.
Failure Reason	This hardware component has failed.
Maximum port count	The maximum number of ports that can be equipped on the MDA card.
Number of ports equipped	The number of ports that are actually equipped on the MDA.
Transmit timing selected	Indicates the source for the timing used by the MDA.
Sync interface timing status	Indicates whether the MDA has qualified one of the timing signals from the CPMs.
Network Ingress Queue Policy	Specifies the network queue policy applied to the MDA to define the queueing structure for this object.
Capabilities	Specifies the minimum size of the port that can exist on the MDA.
Egress XPL error threshold	The Egress XPL Error Threshold value used by the fail-on-error feature.
Egress XPL error window	The Egress XPL Error Window value used by the fail-on-error feature.

Label	Description
Max channel size	Specifies the maximum size of the channel that can exist on the channelized MDA.
Channels in use	Applicable for SONET and TDM MDAs only. Indicates the total number of leaf SONET paths, TDM channels and bundles on the MDA which are presently provisioned for passing traffic.
Part number	The hardware part number.
CLEI code	The code used to identify the MDA.
Serial number	The MDA part number. Not user modifiable.
Manufacture date	The MDA manufacture date. Not user modifiable.
Manufacturing string	Factory-inputted manufacturing text string. Not user modifiable.
Administrative state	Up — The MDA is administratively up. Down — The MDA is administratively down.
Operational state	Up — The MDA is operationally up. Down — The MDA is operationally down.
Time of last boot	The date and time the most recent boot occurred.
Current alarm state	Displays the alarm conditions for the specific MDA.
Base MAC address	The base chassis Ethernet MAC address. Special purpose MAC addresses used by the system software are constructed as offsets from this base address.

mda

Syntax

mda *mda-id* [**statistics**]

Context

[\[Tree\]](#) (clear mda)

Full Context

clear mda

Description

This command reinitializes the specified MDA in a particular slot.

Parameters

mda-id

Clears the specified slot and MDA.

Values	slot/mda	slot: 1 to 10 mda: 1, 2
	slot/xiom/mda	slot: 1 to 10 xiom: "x1" or "x2" mda: 1, 2

statistics

Clears statistics for the specified MDA.

Platforms

All

mda

Syntax

mda [*mda-slot*]

Context

[\[Tree\]](#) (tools>dump>resource-usage>card mda)

Full Context

tools dump resource-usage card mda

Description

This command displays resource information for MDAs.

Parameters

mda-slot

Specifies an MDA slot.

Values 1 to 2

Platforms

All

16.46 mdt-safi

mdt-safi

Syntax

mdt-safi [*rd rd*] [**grp-address** *mcast-grp-address*] [**source-ip** *ip-address*] **brief** [**community** *comm-id*]
[**aspath-regex** *reg-exp*]

mdt-safi [*rd rd*] [**grp-address** *mcast-grp-address*] [**source-ip** *ip-address*] [**detail**] [**community** *comm-id*]
[**aspath-regex** *reg-exp*]

mdt-safi [*rd rd*] [**grp-address** *mcast-grp-address*] [**source-ip** *ip-address*] [**brief**] **hunt** [**community** *comm-id*]
[**aspath-regex** *reg-exp*]

Context

[\[Tree\]](#) (show>router>bgp>routes mdt-safi)

Full Context

show router bgp routes mdt-safi

Description

This command displays BGP MDT-SAFI routes.

Parameters

rd

Displays information for the route distinguisher.

Values *ip-addr:comm-val* | *2byte-asnumber:ext-comm-val* | *4byte-asnumber:comm-val*

mcast-grp-address

Specifies the multicast group address.

Values a.b.c.d

ip-address

Specifies the source IP address.

Values a.b.c.d

detail

Displays detailed information.

comm-id

Specifies the community ID, up to 72 characters.

Values [*as-num:comm-val* | *ext-comm* | *well-known-comm* | *large-comm*]

where:

- *as-num* — 0 to 65535
- *comm-val* — 0 to 65535

- *ext-comm* — the extended community, defined as one of the following:
 - *{target | origin}:ip-address:comm-val*
 - *{target | origin}:asnum:ext-comm-val*
 - *{target | origin}:ext-asnum:comm-val*
 - **bandwidth**:*asnum:val-in-mbps*
 - **ext:4300**:*ovstate*
 - **ext**:*value1:value2*
 - **flowspec-set**:*ext-asnum:group-id*
 where:
 - *target* — route target
 - *origin* — route origin
 - *ip-address* — a.b.c.d
 - *ext-comm-val* — 0 to 4294967295
 - *ext-asnum* — 0 to 4294967295
 - **bandwidth** — bandwidth
 - *val-in-mbps* — 0 to 16777215
 - **ext** — extended
 - **ext:4300** — origin verification
 - *ovstate* — 0, 1, or 2 (0 for valid, 1 for not found, 2 for invalid)
 - *value1* — 0000 to FFFF
 - *value2* — 0 to FFFFFFFFFF
 - **flowspec-set** — flow-spec set
 - *group-id* — 0 to 16383
- *well-known-comm* — **null** | **no-export** | **no-export-subconfed** | **no-advertise** | **blackhole**
- *large-comm* — *asn-or-ex:val-or-ex:val-or-ex*

reg-exp

Displays routes matching the specified regular expression, up to 80 characters.

Platforms

All

16.47 meas-interval

meas-interval

Syntax

meas-interval raw

meas-interval raw [**all** | **bins** | **summary**]

meas-interval {**5-mins** | **15-mins** | **1-hour** | **1-day**} **interval-number** *interval-number*

meas-interval {**5-mins** | **15-mins** | **1-hour** | **1-day**} **interval-number** *interval-number* [**all** | **bins** | **summary**]

Context

[Tree] (show>oam-pm>stats>session>dmm meas-interval)

[Tree] (show>oam-pm>stats>session>lmm meas-interval)

[Tree] (show>oam-pm>stats>session>slm meas-interval)

[Tree] (show>oam-pm>stats>session>dm meas-interval)

Full Context

show oam-pm statistics session dmm meas-interval

show oam-pm statistics session lmm meas-interval

show oam-pm statistics session slm meas-interval

show oam-pm statistics session dm meas-interval

Description

This command selects a measurement interval for the statistical display.

Parameters

raw

Specifies that the interval number is not to be included because there is only one raw cumulative bin.

{5-mins | 15-mins | 1-hour | 1-day}

Identifies the measurement interval to query for the statistics.

interval-number

Specifies the numerical reference that indicates the position from the latest sample window. The number 1 is the most recent interval with all higher numbers being that position in the past from current.

Values 1 to 97

[all | bins | summary]

Specifies a keyword to filter the output.

Platforms

All

- show oam-pm statistics session slm meas-interval
 - show oam-pm statistics session dmm meas-interval
 - show oam-pm statistics session lmm meas-interval
- 7450 ESS, 7750 SR, 7750 SR-a, 7750 SR-e, 7750 SR-s, 7950 XRS
- show oam-pm statistics session dm meas-interval

meas-interval

Syntax

meas-interval raw [loss]

meas-interval raw [all | bins | summary]

meas-interval {5-mins | 15-mins | 1-hour | 1-day} interval-number *interval-number* [loss]

meas-interval {5-mins | 15-mins | 1-hour | 1-day} interval-number *interval-number* delay [all | bins | summary]

Context

[\[Tree\]](#) (show>oam-pm>stats>session>twamp-light meas-interval)

Full Context

show oam-pm statistics session twamp-light meas-interval

Description

This command selects a measurement interval for the statistical display.

Parameters

raw

Specifies that the interval number is not to be included because there is only one raw cumulative bin.

{5-mins | 15-mins | 1-hour | 1-day}

Identifies the measurement interval to query for the statistics.

interval-number

Specifies the numerical reference that indicates the position from the latest sample window. The number 1 is the most recent interval with all higher numbers being that position in the past from current.

Values 1 to 97

delay

Indicates that the statistics being queried are for delay. TWAMP-light PDU carry both delay and loss informational elements and it is not clear from only the test type name which statistic the operator requires.

loss

Indicates the statistics being queried are for loss. TWAMP-light PDUs carry both delay and loss informational elements and it is not clear from only the test type name which statistic the operator requires.

[all | bins | summary]

Specifies a keyword to filter the output.

Platforms

7450 ESS, 7750 SR, 7750 SR-a, 7750 SR-e, 7750 SR-s, 7950 XRS

16.48 measurement-template

measurement-template

Syntax

measurement-template [*measurement-template*]

Context

[Tree] (show>test-oam>link-measurement measurement-template)

Full Context

show test-oam link-measurement measurement-template

Description

This command displays basic link measurement template information, such as the administrative state and number of interfaces referencing the template.

The base command can filter and produce output for a single measurement template. When the measurement template name is specified, delayed information about the template is displayed.

Parameters

measurement-template

Specifies the link measurement template name, up to 64 characters, for which to display a filtered list.

Platforms

7450 ESS, 7750 SR, 7750 SR-a, 7750 SR-e, 7750 SR-s, 7950 XRS

Output

The following outputs are examples of link measurement template information. The associated tables describe the output fields.

Sample Output

```
show test-oam link-measurement measurement-template
```

```

=====
Measurement Templates
=====
Name                               Admin    Refs
                                   Act/Tot
-----
non-standard                       Down    0/0
standard-direct                    Up      3/3
replace-standard-direct            Up      1/1
-----
No. of measurement templates: 3
=====
  
```

Table 296: Output Fields: Measurement Template

Label	Description
Name	Displays the name of the link measurement template
Admin	Displays the administrative state of the measurement template
Refs Act	Displays the number of interfaces actively (Oper Up) referencing this link measurement template
Refs Total	Displays the number of interfaces referencing this link measurement template, regardless of the operational state
No. of measurement templates	Displays the total number of configured measurement templates

Output Sample (Template Specified)

```

show test-oam link-measurement measurement-template "standard-direct"
=====
Template Name: standard-direct
=====
Description           : standard delay link template
Admin State          : Up
Unidirectional Measurement: derived
Delay Measurement    : max
Interval             : 1s
Last Reported Delay Hold : 0s
-----
Protocol: TWAMP Light
-----
Destination UDP Port: 862          Timestamp Format : ntp
DSCP                  : ncl         FC              : h1
Profile               : in         Allow Egress Remark: No
TTL                   : 1          IPv6 UDP Checksum 0: Disallow
-----
Sample Window
-----
Interval Multiplier : 60          Duration         : 60s
Relative Threshold  : 100%       Absolute Threshold : 100us
Window Integrity    : 90%
-----
Aggregate Sample Window
  
```



```

-----
Sample Multiplier   : 3                               Duration           : 180s
Relative Threshold  : 50%                             Absolute Threshold : 50us
Window Integrity    : 0%
-----
Active Interfaces: 3
Total Interfaces : 3
=====
  
```

Table 297: Output Fields: Measurement Template with Template Name Specified

Label	Description
Template Name	Displays the name of the link measurement template
Description	Displays the configured description of the link measurement template
Admin State	Displays the administrative state of the measurement template
Unidirectional Measurement	Displays the computational method used to calculate the delay metric actual — forward delay derived — half the roundup
Delay Measurement	Displays the delay metric compared to the threshold min — minimum recorded value max — maximum recorded value avg — average recorded value
Interval	Displays the probe frequency of the test packet
Last Reported Delay Hold	Displays the configured value that determines the time a reported delay measurement should be cleared if the operational state of the test transitions to down and remains there at least the length of this timer
Protocol	Displays the type of test packet used to report delay
Destination UDP Port	Displays the configured destination UDP port for test packets
Timestamp Format	Displays the format of the timestamp encoded in the test packet ntp — Network Time Protocol format 32 seconds, 32 fractional sptp — Truncated Precision Time Protocol format 32 seconds, 32 nanoseconds
DSCP	Displays the configured DSCP in the IP header of the test packet

Label	Description
FC	Displays the configured forwarding class in the local node
Profile	Displays the profile of the test packet in the local node
Allow Egress Remark	Displays whether the egress QoS policy can remark the DSCP of the test packetNo — the egress QoS policy is bypassed unless force-remark is enabled Yes — the egress QoS policy is applied
TTL	Displays the IP header time to live (IPv4) or hop limit (IPv6)
IPv6 UDP Checksum 0	Displays whether processing of IPv6 packets that arrive with UDP checksum 0 is allowed or disallowed Disallow — packets are discarded Allow — the arriving packets are processed
Sample Window	Displays the header for sample window objects
Interval Multiplier	Displays the number of probes in the sample window, multiplying this value and the interval
Aggregate Sample Window	Displays the calculated length of the window in seconds
Sample Multiplier	Displays the number of sample windows in the aggregate sample window
Duration	Displays the calculated length of the window, in seconds
Relative Threshold	Displays the configured percentage difference comparing the current and previously reported measurements
Absolute Threshold	Displays the configured microsecond difference comparing the current and previously reported measurements
Window Integrity	Displays the minimum number of measurements, expressed as a percentage, before the window is consider integral
Active Interfaces	Displays the number of interfaces actively (Oper Up) referencing the link measurement template
Total Interfaces	Displays the number of interfaces referencing the link measurement template, regardless of operational state

16.49 measurement-template-using

measurement-template-using

Syntax

measurement-template-using [*measurement-template*]

Context

[Tree] (show>test-oam>link-measurement measurement-template-using)

Full Context

show test-oam link-measurement measurement-template-using

Description

This command displays the link measurement templates and the IP interfaces associated with those templates.

The base command provides a single list of all measurement templates, but the command can filter and produce output for a single measurement template.

Parameters

measurement-template

Specifies the link measurement template name, up to 64 characters, for which to display a filtered list.

Platforms

7450 ESS, 7750 SR, 7750 SR-a, 7750 SR-e, 7750 SR-s, 7950 XRS

Output

The following output is an example of link measurement template information, and [Table 298: Output Fields: Measurement Template Using](#) describes the output fields.

Sample Output

```
show test-oam link-measurement measurement-template-using
=====
Measurement Templates
=====
Template Name
Interface Name                                     Protocol
-----
standard-direct
int-PE-1-PE-2                                     IPv6
int-PE-1-PE-3                                     IPv4
int-PE-1-PE-4                                     IPv4
=====
```

Table 298: Output Fields: Measurement Template Using

Label	Description
Template Name	The name of the link measurement template
Interface Name	The name of the interface using the link measurement template
Protocol	The IP protocol enabled under the dynamic delay section of the interface: IPv4, IPv6, or None. None indicates no protocol is enabled

16.50 megapools

megapools

Syntax

megapools *slot-number* **fp** *fp-number* **wred** [**detail**] **queue-group** *queue-group-name* [**instance** *instance-id*]

megapools *slot-number* **fp** *fp-number*

megapools *slot-number* **fp** *fp-number* **wred** [**detail**] [**service-id** *service-id*]

Context

[\[Tree\]](#) (show megapools)

Full Context

show megapools

Description

This command displays megapool information. A megapool is a mechanism the forwarding plane uses to allow over subscription of buffer pools. Every buffer pool is created in the context of a megapool.

By default, all buffer pools are associated with a single megapool and the pools are not oversubscribed. When WRED queue support is enabled on the FP, three megapools are used.

- The original megapool services the default pools.
- The second megapool services the system internal use pools.
- The third megapool is used by the buffer pools used by the WRED queues.

The traffic manager buffers are allocated to the three megapools without oversubscription. The WRED queue pools are allowed to oversubscribe their megapool, but the megapool protects the pools associated with the other megapools from buffer starvation that could be caused by that over subscription.

Parameters

slot-number

Displays information for the specified card slot.

Values 1 to 10

fp-number

Displays information for the specified FP.

Values 1 to 8

wred

Displays WRED queue pool information.

detail

Displays detailed information.

queue-group-name

Displays information for the specified port queue group name, up to 32 characters.

instance-id

Specifies the identification of a specific instance of the queue group.

Values 1 to 65535

service-id

Specifies the service ID.

Values 1 to 2148278381

service-name

Specifies a service name up to 64 characters.

Platforms

All

16.51 member

member

Syntax

member [*member-id*]

Context

[Tree] (show>gmps-tun-grp member)

Full Context

```
show gmpls-tun-grp member
```

Description

This command displays member information for the specified GMPLS tunnel group.

Parameters

member-id

Specifies the ID of the GMPLS tunnel group member.

Values 1 to 16

Platforms

7750 SR, 7750 SR-a, 7750 SR-e, 7750 SR-s, 7950 XRS

16.52 memory-allocation-failure-rate

memory-allocation-failure-rate

Syntax

```
memory-allocation-failure-rate mda [history-stats-in-count count] [history-stats-in-min minutes]  
[current] [show-oid]
```

```
memory-allocation-failure-rate mda [history-stats-in-count count] [history-stats-in-min minutes]  
[current] [show-oid] esa-vm esa-id/vm-id
```

Context

[\[Tree\]](#) (show>isa>stats>tunnel-isa memory-allocation-failure-rate)

Full Context

```
show isa statistics tunnel-isa memory-allocation-failure-rate
```

Description

This command displays memory allocation failure rate of the specified ISA. The system collects usage information every hour for last 24 hours. The output also includes a current value.

Parameters

mda

Displays information about the specified ISA.

Values slot/mda

count

Displays information for the number of statistics intervals to be displayed (starting with the most recent).

Values 1 to 24

minutes

Displays information about the specified period covered by the statistics to be displayed (starting with the most recent).

Values 1 to 1440

current

Displays information about the current statistic value. The values of count and minutes are ignored by the system once this parameter is specified.

show-oid

Displays information about the Object Identifier (OID) of the current statistical value.

esa-vm

Displays the ID of the configured ESA and ESA VM.

Values

esa-vm:	<i>esa-id/vm-id</i>	
	<i>esa-id</i>	1 to 16
	<i>vm-id</i>	1 to 4

Platforms

7450 ESS, 7750 SR, 7750 SR-e, 7750 SR-s, VSR

Output

The following is an example output of the **show isa stats tunnel-isa memory-allocation-failure-rate** configuration.

Sample Output

```
show>isa>stats>tunnel-isa# memory-allocation-failure-rate 1/2
=====
STATISTICS FOR ISA 1/2
=====
INDEX          VALUE          START TIME          SAMPLING DURATION
-----
ISA MEMORY ALLOCATION FAILURE RATE (FAILURES/HOUR)
1 (CURRENT)    0              2017/05/24 03:00:00 MIN 47 SEC 47
2              0              2017/05/24 02:00:00 HRS 1
3              0              2017/05/24 01:00:00 HRS 1
4              0              2017/05/24 00:00:00 HRS 1
5              0              2017/05/23 23:00:00 HRS 1
6              0              2017/05/23 22:00:00 HRS 1
7              0              2017/05/23 21:00:00 HRS 1
8              0              2017/05/23 20:00:00 HRS 1
9              0              2017/05/23 19:00:00 HRS 1
10             0              2017/05/23 18:00:00 HRS 1
11             0              2017/05/23 17:50:48 MIN 9 SEC 12
-----
```

NO. OF ENTRIES: 11
=====

16.53 memory-pools

memory-pools

Syntax

memory-pools

Context

[\[Tree\]](#) (show>system memory-pools)

Full Context

show system memory-pools

Description

This command displays system memory status.

Platforms

All

Output

The following output is an example of memory pool information, and [Table 299: System Memory-Pools Field Descriptions](#) describes the output fields.

Sample Output

```
A:ALA-1# show system memory-pools
=====
Memory Pools
=====
```

Name	Max Allowed	Current Size	Max So Far	In Use
System	No limit	24,117,248	24,117,248	16,974,832
Icc	8,388,608	1,048,576	1,048,576	85,200
RTM/Policies	No limit	5,242,912	5,242,912	3,944,104
OSPF	No limit	3,145,728	3,145,728	2,617,384
MPLS/RSVP	No limit	9,769,480	9,769,480	8,173,760
LDP	No limit	0	0	0
IS-IS	No limit	0	0	0
RIP	No limit	0	0	0
VRRP	No limit	1,048,576	1,048,576	96
BGP	No limit	2,097,152	2,097,152	1,624,800
BGP	No limit	2,097,152	2,097,152	1,624,800
Services	No limit	2,097,152	2,097,152	1,589,824
IOM	No limit	205,226,800	205,226,800	202,962,744
SIM	No limit	1,048,576	1,048,576	392
CFLOWD	No limit	0	1,048,576	0


```

CFLOWD      No limit      0      1,048,576      0
IGMP        No limit      0      0      0
PIM         No limit      0      0      0
ATM         No limit      2,872,648    2,872,648    2,790,104
PIM         No limit      0      0      0
MMPI        No limit      0      0      0
MFIB        No limit      0      0      0
PIP         No limit      79,943,024   79,943,024   78,895,248
MBUF        67,108,864    5,837,328    5,837,328    4,834,280
-----
Current Total Size : 343,495,200 bytes
Total In Use       : 324,492,768 bytes
Available Memory   : 640,178,652 bytes
=====
A:ALA-1#

```

Table 299: System Memory-Pools Field Descriptions

Label	Description
Name	The name of the system or process.
Max Allowed	Integer — The maximum allocated memory size. No Limit — No size limit.
Current Size	The current size of the memory pool.
Max So Far	The largest amount of memory pool used.
In Use	The current amount of the memory pool currently in use.
Current Total Size	The sum of the Current Size column.
Total In Use	The sum of the In Use column.
Available Memory	The amount of available memory.

16.54 memory-usage

memory-usage

Syntax

memory-usage

Context

[\[Tree\]](#) (tools>dump>router>ldp memory-usage)

Full Context

tools dump router ldp memory-usage

Description

This command dumps memory usage information for LDP.

Platforms

All

memory-usage

Syntax

memory-usage

Context

[\[Tree\]](#) (tools>dump>router>mpls memory-usage)

Full Context

tools dump router mpls memory-usage

Description

This command dumps memory usage information for MPLS.

Platforms

All

16.55 mep

mep

Syntax

mep *mep-id* **domain** *md-index* **association** *ma-index* [**loopback**] [**linktrace**] [**eth-bandwidth-notification**]
[**statistics**]

mep *mep-id* **domain** *md-index* **association** *ma-index* **remote-mepid** *mep-id* | **all-remote-mepids**

mep *mep-id* **domain** *md-index* **association** *ma-index* **eth-test-results** [**remote-peer** *mac-address*]

mep *mep-id* **domain** *md-index* **association** *ma-index* **one-way-delay-test** [**remote-peer** *mac-address*]

mep *mep-id* **domain** *md-index* **association** *ma-index* **two-way-delay-test** [**remote-peer** *mac-address*]

mep *mep-id* **domain** *md-index* **association** *ma-index* **two-way-slm-test** [**remote-peer** *mac-address*]

Context

[\[Tree\]](#) (show>eth-cfm mep)

Full Context

show eth-cfm mep

Description

This command displays Maintenance Endpoint (MEP) information.

Parameters

mep-id

Displays the maintenance association end point identifier, the integer that is unique among all the MEPs in the same MA.

Values 1 to 8191

md-index

Displays the index of the maintenance domain (MD) to which the MP is associated, or 0, if none.

Values 1 to 4294967295

ma-index

Specifies the MA index value to which the MP is associated, or 0, if none.

Values 1 to 4294967295

loopback

Displays loopback information for the specified MEP.

linktrace

Displays linktrace information for the specified MEP.

eth-bandwidth-notification

Displays the active eth-bn notification parameters received from the peer and reported to the rate function on the associated port.

statistics

Includes specified statistic counter information for the specified MEP.

remote-mepid *mep-id*

Includes specified remote MEP ID information for specified the MEP.

all-remote-mepids

Includes all remote MEP ID information for the specified MEP.

eth-test-results

Includes eth-test-result information for the specified MEP.

one-way-delay-test

Includes one-way-delay-test information for the specified MEP.

two-way-delay-test

Includes two-way-delay-test information for the specified MEP.

two-way-slm-test

Includes two-way-slm-test information for the specified MEP.

remote-peer *mac-address*

Includes specified remote MEP ID information for the specified MEP.

Platforms

7450 ESS, 7750 SR, 7750 SR-a, 7750 SR-e, 7750 SR-s, 7950 XRS

Output

The following is an example of ETH CFM MEP information.

Sample Output

```
# show eth-cfm mep 101 domain 3 association 1
=====
Eth-Cfm MEP Configuration Information
=====
Md-index           : 3                Direction          : Down
Ma-index           : 1                Admin              : Enabled
MepId              : 101              CCM-Enable        : Enabled
IfIndex            : 1342177281       PrimaryVid        : 6553700
Description        : (Not Specified)
FngState           : fngReset         ControlMep        : False
LowestDefectPri    : macRemErrXcon       HighestDefect     : none
Defect Flags       : None
Mac Address        : d0:0d:1e:00:01:01  ControlMep        : False
CcmLtmPriority     : 7
CcmTx              : 19886            CcmSequenceErr   : 0
Fault Propagation  : disabled         FacilityFault     : n/a
MA-CcmInterval    : 1                MA-CcmHoldTime   : 0ms
Eth-1Dm Threshold : 3(sec)           MD-Level          : 3
Eth-Ais:           : Enabled          Eth-Ais Rx Ais:   : No
Eth-Ais Tx Priorit*: 7              Eth-Ais Rx Interv*: 1
Eth-Ais Tx Interva*: 1              Eth-Ais Tx Counte*: 388
Eth-Ais Tx Levels  : 5
Eth-Tst:           : Disabled
Eth-Cfm Vlan Tag   : none
Redundancy:
  MC-LAG State     : active

CcmLastFailure Frame:
  None

XconCcmFailure Frame:
  None
=====

show eth-cfm mep 607 domain 6 association 607
=====
Eth-Cfm MEP Configuration Information
=====
Md-index           : 6                Direction          : Down
Ma-index           : 607              Admin              : Enabled
MepId              : 607              CCM-Enable        : Enabled
IfIndex            : 1342177283       PrimaryVid        : 268369927
Description        : (Not Specified)
FngState           : fngReset         ControlMep        : False
LowestDefectPri    : macRemErrXcon       HighestDefect     : none
Defect Flags       : None
Mac Address        : 8c:d3:ff:00:01:43  ControlMep        : False
CcmLtmPriority     : 7
```

```
CcmTx           : 78122
Fault Propagation : useIfStatusTLV
MA-CcmInterval  : 1
Eth-1Dm Threshold : 3(sec)
Eth-Ais         : Disabled
Eth-Tst        : Disabled
CcmSequenceErr  : 0
FacilityFault   : n/a
MA-CcmHoldTime  : 0ms
MD-Level        : 6
```

```
Redundancy:
  MC-LAG State : n/a
```

```
CcmLastFailure Frame:
  None
```

```
XconCcmFailure Frame:
  None
```

```
=====
show eth-cfm association
=====
```

CFM Association Table

```
=====
```

Md-index	Ma-index	Name	CCM-intrvl	Hold-time	Bridge-id
2	106	MA-0000000106	1	n/a	none
2	207	MA-0000000207	1	n/a	none
2	308	MA-0000000308	1	n/a	none
3	1	ma-0000000001	1	n/a	none
3	2	ma-0000000002	1	n/a	none
3	3	ma-0000000003	1	n/a	none
3	4	ma-0000000004	1	n/a	none
3	5	ma-0000000005	1	n/a	none
5	555	MA-0000000555	10	n/a	47
6	607	MA-0000000607	1	n/a	207
7	707	MA-0000000707	1	n/a	207

```
=====
```

```
# show eth-cfm mep 28 domain 10 association 1 eth-bandwidth-notification
```

Eth-Cfm MEP Configuration Information

```
=====
```

Md-index	: 10	Direction	: Down
Ma-index	: 1	Admin	: Disabled
MepId	: 28	CCM-Enable	: Disabled
Port	: 1/1/1	VLAN	: 0
Description	: (Not Specified)		
FngAlarmTime	: 0	FngResetTime	: 0
FngState	: fngReset	ControlMep	: False
LowestDefectPri	: macRemErrXcon	HighestDefect	: none
Defect Flags	: None		
Mac Address	: d8:1c:01:01:00:01	Collect LMM Stats	: disabled
LMM FC Stats	: None		
LMM FC In Prof	: None		
TxAis	: noTransmit	TxGrace	: noTransmit
Facility Fault	: disabled		
CcmLtmPriority	: 7	CcmPaddingSize	: 0 octets
CcmTx	: 0	CcmSequenceErr	: 0
CcmTxIfStatus	: Absent	CcmTxPortStatus	: Absent
CcmTxRdi	: False	CcmTxCcmStatus	: noTransmit
CcmIgnoreTLVs	: (Not Specified)		
Fault Propagation	: disabled	FacilityFault	: Ignore
MA-CcmInterval	: 10	MA-CcmHoldTime	: 0ms
MA-Primary-Vid	: Disabled		
Eth-1Dm Threshold	: 3(sec)	MD-Level	: 0
Eth-1Dm Last Dest	: 00:00:00:00:00:00		
Eth-Dmm Last Dest	: 00:00:00:00:00:00		

```
=====
```

```

Eth-Ais      : Disabled
Eth-Ais Tx defCCM: allDef
Eth-Tst     : Disabled
Eth-CSF     : Disabled
Eth-Cfm Grace Tx : Enabled           Eth-Cfm Grace Rx : Enabled
Eth-Cfm ED Tx  : Disabled           Eth-Cfm ED Rx   : Enabled
Eth-Cfm ED Rx Max: 0
Eth-Cfm ED Tx Pri: CcmLtmPri (7)
Eth-BNM Receive : Enabled           Eth-BNM Rx Pacing : 5
Redundancy:
  MC-LAG State : n/a
CcmLastFailure Frame:
  None
XconCcmFailure Frame:
  None
  
```

 MEP Received Bandwidth Notification Message Information

```

PortID      : 0x0000000F
Received Period (s) : N/A
Nominal BW (Mbps)  : 10000   Current BW (Mbps) : 1000
Reported BW (Mbps) : 1000   Last Reported      : 2017/12/13 20:56:57 UTC
Update Pacing Timer (s): 4.23
  
```

=====
 When no ETH-GNM PDU is received or ETH-BNM info has been purged by CFM.

MEP Received Bandwidth Notification Message Information

```

PortID      : N/A
Received Period (s) : N/A
Nominal BW (Mbps)  : N/A   Current BW (Mbps) : N/A
Reported BW (Mbps) : N/A   Last Reported      : N/A
  
```

Update Pacing Timer (s): N/A

*A:sr7_A# show eth-cfm mep 1 domain 103 association 99 all-remote-mepids
 =====

Eth-CFM Remote-Mep Table
 =====

R-mepId	Rx CC	Rx Rdi	Port-Tlv	If-Tlv	peer Mac Addr	CCM status	since
2	True	False	Up	Up	8a:d9:ff:00:00:00	02/17/2009	16:27:48
3	True	False	Up	Up	8a:da:01:01:00:02	02/17/2009	16:27:48

*A:sr7_A#

*A:sr7_A# show eth-cfm mep 1 domain 103 association 99 remote-mepid 3
 =====

Eth-CFM Remote-Mep Table
 =====

R-mepId	Rx CC	Rx Rdi	Port-Tlv	If-Tlv	peer Mac Addr	CCM status	since
3	True	False	Up	Up	8a:da:01:01:00:02	02/17/2009	16:27:48

*A:sr7_A#

*A:7710_C# show eth-cfm mep 1 domain 103 association 99 eth-test-results
 =====

Eth CFM ETH-Test Result Table
 =====

```

=====
Peer Mac Addr      FrameCount      Current
                   ByteCount      ErrBits
                   CrcErrs       ErrBits
                   CrcErrs
-----
22:34:56:78:9a:bc 1                0
                   100             0
32:34:56:78:9a:bc 1                0
                   100             0
42:34:56:78:9a:bc 1                0
                   100             0
52:34:56:78:9a:bc 1                0
                   100             0
62:34:56:78:9a:bc 1                0
                   100             0
72:34:56:78:9a:bc 1                0
                   100             0
82:34:56:78:9a:bc 1                0
                   100             0
92:34:56:78:9a:bc 1                0
                   100             0
c2:34:56:78:9a:bc 1                0
                   100             0
d2:34:56:78:9a:bc 1                0
                   100             0
=====
*A:7710_C#

*A:7710_C# show eth-cfm mep 1 domain 103 association 99 eth-test-results remote-
peer
22:34:56:78:9a:bc
=====
Eth CFM ETH-Test Result Table
=====
Peer Mac Addr      FrameCount      Current
                   ByteCount      ErrBits
                   CrcErrs       ErrBits
                   CrcErrs
-----
22:34:56:78:9a:bc 1                0
                   100             0
=====
*A:7710_C#

*A:7710_C# show eth-cfm mep 1 domain 103 association 99 one-way-delay-test
=====
Eth CFM One-way Delay Test Result Table
=====
Peer Mac Addr      Delay (us)      Delay Variation (us)
-----
8a:d8:01:01:00:01 759606          2840
aa:bb:cc:dd:ee:ff 760256          760256
=====
*A:7710_C#

*A:7710_C# show eth-cfm mep 1 domain 103 association 99 one-way-delay-test remote-
peer 8a:d8:01:01:00:01
=====
Eth CFM One-way Delay Test Result Table
=====
Peer Mac Addr      Delay (us)      Delay Variation (us)
-----
8a:d8:01:01:00:01 759606          2840

```

```

=====
*A:7710_C#

*A:sim_B# show eth-cfm mep 2 domain 103 association 99 two-way-delay-test
=====
Eth CFM Two-way Delay Test Result Table
=====
Peer Mac Addr          Delay (us)          Delay Variation (us)
-----
00:16:4d:54:49:db     10190              13710
=====
*A:sim_B#

*A:sim_B# show eth-cfm mep 2 domain 103 association 99 two-way-delay-test remote-peer
00:16:4D:54:49:DB
=====
Eth CFM Two-way Delay Test Result Table
=====
Peer Mac Addr          Delay (us)          Delay Variation (us)
-----
00:16:4d:54:49:db     10190              13710
=====
*A:sim_B#

domain 14 format none level 4
      association 1 format icc-based name "test000000001"
            bridge-identifier 3
            exit
            auto-mep-discovery
            ccm-interval 1
            remote-mepid 409
      exit
    exit

show eth-cfm mep 28 domain 14 association 2 all-remote-mepids
=====
Eth-CFM Remote-Mep Table
=====
R-mepId AD Rx CC RxRdi Port-Tlv If-Tlv Peer Mac Addr      CCM status since
-----
30      T True False Up      Up      00:00:00:00:00:30 02/03/2014 21:05:01
32      True False Up      Up      00:00:00:00:00:32 02/03/2014 21:04:32
=====
Entries marked with a 'T' under the 'AD' column have been auto-discovered.

show eth-cfm domain 14 association 2 detail
=====
Domain 14
Md-index      : 14                      Level           : 4
Mhf Creation  : defMHFnone           Mhf Creation    : defMHFnone
Name Format    : none                  Next Ma Index   : 1
Name          : (Not Specified)
Creation Origin : manual
-----
Domain 14 Associations:
Md-index      : 14                      Ma-index        : 2
Name Format    : icc-based              CCM-interval    : 1
Auto Discover  : True                  CCM-hold-time   : n/a
Name          : epipe000000005
Permission    : sendIdNone
  
```



```

Bridge-id      : 5                MHF Creation   : defMHFnone
PrimaryVlan    : 0                Num Vids       : 0
MIP LTR Priority : 7
Total MEP Count : 3
Remote Mep Id  : 30 (AutoDiscovered) Remote MAC Addr : default
Remote Mep Id  : 32                Remote MAC Addr : default
  
```

```

# show eth-cfm mep 28 domain 13 association 1000
  
```

```

=====
Eth-Cfm MEP Configuration Information
=====
  
```

```

Md-index       : 13                Direction      : Up
Ma-index       : 1000              Admin          : Enabled
MepId          : 28                CCM-Enable    : Enabled
IfIndex        : 37781504         PrimaryVid    : 65537000
Description    : (Not Specified)
FngAlarmTime   : 0                FngResetTime  : 1000
FngState       : fngReset          ControlMep    : False
LowestDefectPri : xcon             HighestDefect  : none
Defect Flags   : bDefErrorCCM
Mac Address    : 00:00:00:00:00:28 Collect LMM Stats : disabled
LMM FC Stats   : None
LMM FC In Prof : None
TxAis         : noTransmit        TxGrace       : noTransmit
Facility Fault : disabled
CcmLtmPriority : 7                CcmPaddingSize : 0 octets
CcmTx          : 189745           CcmSequenceErr : 0
CcmTxIfStatus : Up               CcmTxPortStatus : Up
CcmTxRdi      : False            CcmTxCcmStatus : transmit
CcmIgnoreTLVs : (Not Specified)
Fault Propagation: disabled       FacilityFault  : n/a
MA-CcmInterval : 1               MA-CcmHoldTime : 0ms
MA-Primary-Vid : Disabled
Eth-1Dm Threshold: 3(sec)        MD-Level      : 3
Eth-1Dm Last Dest: 00:00:00:00:00:00
Eth-Dmm Last Dest: 00:00:00:00:00:00
Eth-Ais       : Disabled
Eth-Ais Tx defCCM: allDef
Eth-Tst       : Enabled           Eth-Tst Pattern : allZerosNoCrc
Eth-Tst dataLeng*: 64            Eth-Tst Priority : 7
Eth-Tst Dest Mac : 00:00:00:00:00:00 Eth-Tst Dest MEP : 0
Eth-Tst Threshold: 1(bitError)
Eth-Tst Last Dest: 00:00:00:00:00:00
Eth-CSF       : Disabled
Eth-Cfm Grace Tx : Enabled        Eth-Cfm Grace Rx : Enabled
Eth-Cfm ED Tx  : Disabled        Eth-Cfm ED Rx   : Enabled
Eth-Cfm ED Rx Max: 0
Eth-Cfm ED Tx Pri: CcmLtmPri (7)
Redundancy:
  MC-LAG State : n/a
CcmLastFailure Frame:
  None
XconCcmFailure Frame:
  None
  
```

```

=====
* indicates that the corresponding row element may have been truncated.
  
```

```

show eth-cfm mep 28 domain 13 association 1000 all-remote-mepids
  
```

```

=====
Eth-CFM Remote-Mep Table
  
```

```

=====
R-mepId AD Rx CC RxRdi Port-Tlv If-Tlv Peer Mac Addr      CCM status since
-----
29      True False Up      Up      00:00:00:00:00:29 01/04/2017 06:03:05
31      True False Up      Up      00:00:00:00:00:31 01/04/2017 06:03:09
=====

Entries marked with a 'T' under the 'AD' column have been auto-discovered.

show eth-cfm mep 28 domain 13 association 1000 all-remote-mepids detail
=====
Eth-CFM Remote-MEP Information
=====
Remote MEP ID      : 29                CC Rx State       : True
Auto Discovered    : False                RDI               : False
Port Status TLV    : Up                  I/F Status TLV    : Up
MAC Address        : 00:00:00:00:00:29      CCM Last Change   : 01/04/2017 06:03:05
Chass. ID SubType: chassisComponent
Chassis ID         : 63:73:65:73:2D:76:32:39
                   "cses-v29"
Remote MEP ID      : 31                CC Rx State       : True
Auto Discovered    : False                RDI               : False
Port Status TLV    : Up                  I/F Status TLV    : Up
MAC Address        : 00:00:00:00:00:31      CCM Last Change   : 01/04/2017 06:03:09
Chass. ID SubType: chassisComponent
Chassis ID         : 63:73:65:73:2D:56:33:31
                   "cses-V31"
=====

show eth-cfm mep 28 domain 13 association 1000 remote-mepid 29
=====
Eth-CFM Remote-Mep Table
=====
R-mepId AD Rx CC RxRdi Port-Tlv If-Tlv Peer Mac Addr      CCM status since
-----
29      True False Up      Up      00:00:00:00:00:29 01/04/2017 06:03:05
=====

Entries marked with a 'T' under the 'AD' column have been auto-discovered.

show eth-cfm mep 28 domain 13 association 1000 remote-mepid 29 detail
=====
Eth-CFM Remote-MEP Information
=====
Remote MEP ID      : 29                CC Rx State       : True
Auto Discovered    : False                RDI               : False
Port Status TLV    : Up                  I/F Status TLV    : Up
MAC Address        : 00:00:00:00:00:29      CCM Last Change   : 01/04/2017 06:03:05
Chass. ID SubType: chassisComponent
Chassis ID         : 63:73:65:73:2D:76:32:39
                   "cses-v29"
=====

```

mep

Syntax

mep *mep-id* **domain** *md-index* **association** *ma-index* **statistics**

Context

[\[Tree\]](#) (clear>eth-cfm mep)

Full Context

```
clear eth-cfm mep
```

Description

This command clears the MEP parameters.

Parameters

mep-id

Specifies the MEP ID.

Values 1 to 8191

md-index

Specifies the MD index.

Values 1 to 4294967295

ma-index

Specifies the MA index.

Values 1 to 4294967295

statistics

Clears the MEP statistics.

Platforms

7450 ESS, 7750 SR, 7750 SR-a, 7750 SR-e, 7750 SR-s, 7950 XRS

16.56 mesh-sdp

```
mesh-sdp
```

Syntax

```
mesh-sdp sdp-id[:vc-id] { all | counters | stp | mrp }
```

Context

[\[Tree\]](#) (clear>service>statistics>id mesh-sdp)

Full Context

```
clear service statistics id mesh-sdp
```

Description

This command clears the statistics for a particular mesh SDP bind.

Parameters

sdp-id

Specifies the SDP ID for which to display information

Default All SDPs.

Values 1 to 17407

vc-id

Displays information about the virtual circuit identifier.

Values 1 to 4294967295

all

Clears all queue statistics and STP statistics associated with the SDP

counters

Clears all queue statistics associated with the SDP

stp

Clears all STP statistics associated with the SDP

mrp

Clears all MRP statistics associated with the SDP

Platforms

All

mesh-sdp

Syntax

mesh-sdp *sdp-id[:vc-id]* **ingress-vc-label**

mesh-sdp *sdp-id[:vc-id]* **vccv-bfd** {**session** | **statistics**}

Context

[\[Tree\]](#) (clear>service>id mesh-sdp)

Full Context

clear service id mesh-sdp

Description

This command clears and resets the mesh SDP binding.

Parameters

sdp-id

The spoke-SDP ID for which to clear statistics.

Values 1 to 17407

vc-id

The virtual circuit ID on the SDP ID to be reset.

Values 1 to 4294967295

ingress-vc-label

Specifies to clear the ingress VC label.

vccv-bfd session

Specifies to clear the session mismatch flag on the mesh-SDP binding after the flag was set to true by a detected mismatch between the configured parameters and the received parameters.

vccv-bfd statistics

Specifies to clear a VCCV BFD session statistics for a specified mesh-SDP.

Platforms

All

16.57 mfib

mfib

Syntax

mfib [ipv4 | ipv6 | mac]

mfib brief

mfib group *group-address* [statistics]

mfib statistics [ipv4 | ipv6 | mac]

Context

[\[Tree\]](#) (show>service>id mfib)

Full Context

show service id mfib

Description

This command displays the multicast FIB on the VPLS service.

Parameters

brief

Displays a brief output

statistics

Displays statistics on the multicast FIB

ipv4

Displays IPv4 address information

ipv6

Displays IPv6 address information

mac

Displays MAC address information

group-address

Displays the multicast FIB for a specific multicast group address

Platforms

All

Output

Sample Output

```
*A:PE# show service id 1 mfib
=====
Multicast FIB, Service 1
=====
Source Address  Group Address          Port Id                Svc Id  Fwd
Blk
-----
10.0.0.2        233.252.0.1            sap:1/1/1              Local   Fwd
                                     sap:1/1/2              Local   Fwd
2001:db8:1000:* ff0e:db8:1000::1      sap:1/1/1              Local   Fwd
                                     sap:1/1/2              Local   Fwd
2001:db8:1001:* ff0e:db8:1001::1      sap:1/1/1              Local   Fwd
                                     sap:1/1/2              Local   Fwd
-----
Number of entries: 3
=====
*A:PE# show service id 1 mfib ipv4
=====
Multicast FIB, Service 1
=====
Source Address  Group Address          Port Id                Svc Id  Fwd
Blk
-----
10.0.0.2        233.252.0.1            sap:1/1/1              Local   Fwd
                                     sap:1/1/2              Local   Fwd
-----
Number of entries: 1
=====
*A:PE# show service id 1 mfib ipv6
=====
Multicast FIB, Service 1
=====
Source Address          Group Address          Port Id                Svc Id  Fwd
Blk
-----
2001:db8:1000::1
```

```

                ff0e:db8:1000::1
                sap:1/1/1                Local   Fwd
                sap:1/1/2                Local   Fwd
2001:db8:1001::1
                ff0e:db8:1001::1
                sap:1/1/1                Local   Fwd
                sap:1/1/2                Local   Fwd
-----
Number of entries: 2
=====
*A:PE# show service id 1 mfib statistics
=====
Multicast FIB Statistics, Service 1
=====
Source Address  Group Address      Matched Pkts      Matched Octets
-----
10.0.0.2        233.252.0.1        0                  0
2001:db8:1000:* ff0e:db8:1000::1  0                  0
2001:db8:1001:* ff0e:db8:1001::1  0                  0
-----
Number of entries: 3
=====
*A:PE#
  
```

To show which ISIDs are local, the MFIB command will display ISIDs that are local and advertised. Static ISIDs are included in this display. However, ISID policy can override the ISIDs that are designated to use the default multicast tree and these do not show up in the MFIB. This is displayed on a B-VPLS control service.

```

*A:cses-B0102>show>service>id# mfib
=====
Multicast FIB, Service 510
=====
Source Address  Group Address      Sap/Sdp Id          Svc Id  Fwd/Blk
-----
*               01:1E:83:00:01:F4  b-sap:1/1/22:510   Local   Fwd
*               01:1E:83:00:01:F5  b-sap:1/1/22:510   Local   Fwd
*               01:1E:83:00:01:F6  b-sap:1/1/22:510   Local   Fwd
*               01:1E:83:00:01:F7  b-sap:1/1/22:510   Local   Fwd
*               01:1E:83:00:01:F8  b-sap:1/1/22:510   Local   Fwd
*               01:1E:83:00:01:F9  b-sap:1/1/22:510   Local   Fwd
*               01:1E:83:00:01:FA  b-sap:1/1/22:510   Local   Fwd
*               01:1E:83:00:01:FB  b-sap:1/1/22:510   Local   Fwd
*               01:1E:83:00:01:FC  b-sap:1/1/22:510   Local   Fwd
*               01:1E:83:00:01:FD  b-sap:1/1/22:510   Local   Fwd
*               01:1E:83:00:01:FE  b-sap:1/1/22:510   Local   Fwd
*               01:1E:83:00:01:FF  b-sap:1/1/22:510   Local   Fwd
*               01:1E:83:00:02:00  b-sap:1/1/22:510   Local   Fwd
*               01:1E:83:00:02:01  b-sap:1/1/22:510   Local   Fwd
*               01:1E:83:00:02:02  b-sap:1/1/22:510   Local   Fwd
*               01:1E:83:00:02:03  b-sap:1/1/22:510   Local   Fwd
*               01:1E:83:00:02:04  b-sap:1/1/22:510   Local   Fwd
-----
Number of entries: 21
=====
  
```

To show the ISID policy under a B-VPLS, the ISID policy is used.

```

*A:cses-B07>show>service>id# isid-policy
  
```

```
=====
Isid Policy Range
=====
Entry      Range          AdvLocal  UseDefMCTree
-----
2          1500-1600      Disabled  Enabled
=====
```

The following example shows the MFIB for an EVPN-MPLS service.

```
*A:PE# show service id 1 mfib
=====
Multicast FIB, Service 1
=====
Source Address  Group Address      Sap/Sdp Id          Svc Id  Fwd
Blk
-----
*              239.0.0.1         sap:1/1/9:1         Local   Fwd
                                     eMpls:1.1.1.2:262141 Local   Fwd
                                     eMpls:1.1.1.3:262141 Local   Fwd
-----
Number of entries: 1
=====
*A:PE#
```

[Table 300: Multicast FIB Fields](#) describes the command output fields.

Table 300: Multicast FIB Fields

Label	Description
Source Address	IPv4 unicast source address.
Group Address	IPv4 multicast group address.
SAP ID	Indicates the SAP/SDP to which the corresponding multicast stream will be forwarded/blocked.
Forwarding/Blocking	Indicates whether the corresponding multicast stream will be blocked/forwarded.
Number of Entries	Specifies the number of entries in the MFIB.
Forwarded Packets	Indicates the number of multicast packets forwarded for the corresponding source/group.
Forwarded Octets	Indicates the number of octets forwarded for the corresponding source/group.
Svc ID	Indicates the service to which the corresponding multicast stream will forwarded/blocked. Local means that the multicast stream will be forwarded/blocked to a SAP or SDP local to the service.

mfib

Syntax

mfib [**group-mac** *ieee-address*] [**isid** *isid*]

Context

[\[Tree\]](#) (show>service>id>spb mfib)

Full Context

show service id spb mfib

Description

This command displays multicast forwarding data-base (MFIB) information.

Parameters

ieee-address

Specifies a MAC address

Values xx:xx:xx:xx:xx:xx or xx-xx-xx-xx-xx-xx

isid

Specifies an I-SID

Values 0 to 16777215

Platforms

All

Output

The following output is an example of service SPB MFIB information.

Sample Output

```
*A:Dut-A# show service id 100001 spb mfib
=====
User service MFIB information
=====
MacAddr          ISID      Status
-----
01:1E:83:00:27:11 10001    0k
-----
Entries found: 1
=====
```

mfib

Syntax

mfib

Context

[\[Tree\]](#) (clear>service>id mfib)

Full Context

clear service id mfib

Description

Commands in this context clear multicast FIB info for the VPLS service.

Platforms

All

16.58 mgmt-ethernet

mgmt-ethernet

Syntax

mgmt-ethernet

Context

[\[Tree\]](#) (show>redundancy mgmt-ethernet)

Full Context

show redundancy mgmt-ethernet

Description

This command shows the management Ethernet port redundancy status. The show router "management" interface command also shows the CPM Ethernet port used by the management interface. If the primary CPM's port is active, then it shows "A/1" under the Port field,. If the secondary CPM's port is active, then it shows "B/1 -> A/1" in the Port field.

Platforms

7450 ESS, 7750 SR-7/12/12e, 7750 SR-7s, 7750 SR-14s, 7950 XRS

Output

The following output is an example of redundancy mgmt-Ethernet information, and [Table 301: Redundancy Mgmt-Ethernet Field Descriptions](#) describes the output fields.

Sample Output

```
A:SR12# show redundancy mgmt-ethernet
=====
Management Ethernet Redundancy
=====
Admin Status   : Enabled
Oper Status    : Management port operating on active CPM
Revert Time    : 5 seconds
=====
```

Show Router "Management" Interface Detail Output

The following is a sample output that shows "A/1" when the primary CPM's Ethernet port is active and "B/1 ->A/1" if the secondary CPM's port is active.

```
*B:Dut-A# show router "management" interface
=====
Interface Table (Router: management)
=====
Interface-Name      Adm      Opr(v4/v6)  Mode     Port/SapId
IP-Address          PfxState
-----
management          Up       Up/Up       Network  B/1 -> A/1
192.168.186.219/24  n/a
2001:db8::8a78:badb/96  PREFERRED
fe80::221:5ff:fece:df49/64  PREFERRED
-----
Interfaces : 1
=====
```

```
*B:Dut-A# show router "management" interface detail
=====
Interface Table (Router: management)
=====
Interface
-----
If Name      : management
Admin State  : Up
Oper (v4/v6) : Up/Up
Protocols    : None
IP Addr/mask : 192.168.186.219/24 Address Type : Primary
IGP Inhibit  : Disabled Broadcast Address : Host-ones
HoldUp-Time  : 0 Track Srrp Inst : 0
IPv6 Address : 2001:db8::8a78:badb/96
IPv6 Addr State : PREFERRED
CGA modifier : (Not Specified)
HoldUp-Time  : 0 Track Srrp Inst : 0
Link Lcl Address : fe80::221:5ff:fece:df49/64
Link Lcl State : PREFERRED
-----
Details
-----
Description   : (Not Specified)
If Index      : 1280 Virt. If Index : 1280
Last Oper Chg : 06/16/2015 21:01:07 Global If Index : 16384
Lag Link Map Prof: none
Port Id       : B/1 -> A/1
TOS Marking   : Trusted If Type : Network
Egress Filter : none Ingress Filter : none
Egr IPv6 Flt  : none Ingr IPv6 Flt : none
```

```
BGP IP FlowSpec : Disabled
BGP IPv6 FlowSpec: Disabled
SNTP B.Cast      : True      Network QoS Policy: 1
MAC Address      : 00:21:05:ce:df:49  Mac Accounting : Disabled
```

Table 301: Redundancy Mgmt-Ethernet Field Descriptions

Label	Description
Admin Status	Enabled — Administrative status is enabled. Disabled — Administratively disabled.
Oper Status	The CPM on which the management Ethernet port is operating
Revert Time	The revert time
Interface Name	The interface name
Adm/Admin State	Up — The interface is administratively enabled Down — The interface is administratively shutdown
Opr (v4/v6)/Oper	Up — The interface is operationally enabled Down — The interface is operationally shutdown
Port/SAP Id	The physical network port or the SAP identifier associated with the interface
IP-Address	The IP address
PfxState	The prefix state associated with the interface
If Name	The interface name
Protocols	Protocols associated with the interface
IP Addr/mask	The IP address and mask
Address Type	The address type of the IP address. n/a — No IP address has been assigned to the IP interface, so the IP address type is not applicable Primary — The IP address for the IP interface is the Primary address on the IP interface Secondary — The IP address for the IP interface is a secondary address on the IP interface
IGP Inhibit	IGP inhibit enabled or disabled
Broadcast Address	The broadcast address used by the IP interface when sourcing IP broadcasts on the IP interface
HoldUp-Time	The number of seconds to wait before notifying clients monitoring this group when its operational status transitions from down to up

Label	Description
Track Srrp Inst	The SRRP instance identification
IPv6 Address	The IPv6 address
IPv6 Addr State	The IPv6 address state
CGA modifier	The CGA modifier for the link-local addresses
Link Lcl Address	The link local IP address of the virtual router interface
Link Lcl State	The address state of the virtual router interface
Description	The text string description of the interface
If Index	The interface index
Virt. If Index	The virtual interface index
Last Oper Chg	The date and time of the last operational change
Global If Index	The global interface index
Lag Link Map Prof	The LAG link map profile identifier
Port Id	The port ID of the interface
TOS Marking	The ToS trusted state
If Type	The interface type
Egress Filter	The egress filter associated with the interface
Ingress Filter	The ingress filter associated with the interface
Egr IPv6 Flt	The egress IPv6 filter associated with the interface
Ingr IPv6 Flt	The ingress IPv6 filter associated with the interface
BGP IP FlowSpec	BGP IP FlowSpec enabled or disabled
BGP IPv6 FlowSpec	BGP IPv6 FlowSpec enabled or disabled
SNTP B.Cast	Whether or not NTP/SNTP broadcasts are received on this interface
Network QoS Policy	The network QoS policy name
MAC Address	The IEEE MAC address
Mac Accounting	Whether or not MAC accounting functionality for the interface is enabled

mgmt-ethernet

Syntax

mgmt-ethernet

Context

[\[Tree\]](#) (tools>perform>redundancy mgmt-ethernet)

Full Context

tools perform redundancy mgmt-ethernet

Description

This command triggers redundancy mode, just as if the management Ethernet port of the primary CPM has gone down. The router will revert if the management Ethernet port of the primary CPM has been up for the revert duration.

Platforms

7450 ESS, 7750 SR-7/12/12e, 7750 SR-7s, 7750 SR-14s, 7950 XRS

16.59 mgw-address-cache

mgw-address-cache

Syntax

mgw-address-cache

Context

[\[Tree\]](#) (clear>router>gtp>uplink mgw-address-cache)

Full Context

clear router gtp uplink mgw-address-cache

Description

This command clears the DNS resolution cache for all APNs known in this router. After execution, every APN to address mapping is learned again using DNS.

Platforms

7750 SR, 7750 SR-e, 7750 SR-s, VSR

mgw-address-cache

Syntax

mgw-address-cache

Context

[Tree] (clear>router>wlan-gw mgw-address-cache)

Full Context

clear router wlan-gw mgw-address-cache

Description

This command clears the mobile gateway's DNS lookup address cache.

Platforms

7750 SR, 7750 SR-e, 7750 SR-s, VSR

mgw-address-cache

Syntax

mgw-address-cache [arec] [snaptr] [srv]

mgw-address-cache apn *apn-domain-string*

Context

[Tree] (show>router>gtp>uplink mgw-address-cache)

Full Context

show router gtp uplink mgw-address-cache

Description

This command displays the mobile gateway's DNS lookup address cache.

Parameters

arec

Displays A-records.

snaptr

Displays Straightforward-NAPTR information.

srv

Displays SRV records.

apn-domain-string

Specifies the Access Point Name (APN) of this DNS cache entry.

Platforms

7750 SR, 7750 SR-e, 7750 SR-s, VSR

mgw-address-cache

Syntax

```
mgw-address-cache [arec] [snaptr] [srv]
mgw-address-cache apn apn-domain-string
```

Context

[\[Tree\]](#) (show>router>gtp>uplink mgw-address-cache)

Full Context

```
show router gtp uplink mgw-address-cache
```

Description

This command displays the mobile gateway's DNS lookup address cache.

Parameters

apn-domain-string

Specifies the Access Point Name (APN) of this DNS cache entry, up to 108 characters.

arec

Displays A-records.

snaptr

Displays Straightforward-NAPTR information.

srv

Displays SRV records.

Platforms

7750 SR, 7750 SR-e, 7750 SR-s, VSR

16.60 micro-segment-local-sid

micro-segment-local-sid

Syntax

```
micro-segment-local-sid [ipv6-prefix[/prefix-length]] [longer] [micro-segment-locator ms-locator-name]
[context context] [ua] [udt4] [udt6] [udt46] [udx2] [udt2u] [udt2m] [un]
```


Context

[Tree] (show>router>srv6 micro-segment-local-sid)

Full Context

show router segment-routing-v6 micro-segment-local-sid

Description

This command displays SRv6 locally-configured micro-SID information.

Parameters

ipv6-prefix[/prefix-length]

Displays routes only matching the specified IP address and length.

Values *ipv6-prefix[/prefix]*: x:x:x:x:x:x:x (eight 16-bit pieces)
x:x:x:x:x:d.d.d.d
x: [0 to FFFF]H
d: [0 to 255]D
prefix-length: 1 to 128

longer

Displays the specified route and subsets of the route.

ms-locator-name

Specifies the micro-segment locator name, up to 64 characters.

context

Specifies the context for which to display micro-segment local micro-SID information.

Values *vprn-svc-name*, *vprn-svc-id*, 'Base'

ua

Displays the uA SID associated with a P2P interface.

udt4

Displays the uDT4 function associated with the Base routing instance.

udt6

Displays the uDT6 function associated with the Base routing instance.

udt46

Displays the uDT46 function associated with the Base routing instance.

udx2

Displays the uDX2 function associated with the SRv6 instance in the service.

udt2u

Displays the uDT2U function associated with the SRv6 instance in the service.

udt2m

Displays the uDT2M function associated with the SRv6 instance in the service.

un

Displays the uN SID function of a locator.

Platforms

7450 ESS, 7750 SR, 7750 SR-s, 7950 XRS, VSR

16.61 micro-segment-locator

micro-segment-locator

Syntax

```
micro-segment-locator [mt {0 | 2}] [prefix ipv6-prefix[/prefix-length]] [adv-router system-id | hostname]  
[algo algo-id]
```

Context

[\[Tree\]](#) (show>router>isis>srv6 micro-segment-locator)

Full Context

```
show router isis segment-routing-v6 micro-segment-locator
```

Description

This command displays the IS-IS SRv6 micro-segment locators.

Parameters

ipv6-prefix[/*prefix-length*]

Displays routes only matching the specified *ip-address* and length.

Values *ipv6-prefix*[/*prefix*]: x:x:x:x:x:x:x (eight 16-bit pieces)

x:x:x:x:x:d.d.d.d

x: [0 to FFFF]H

d: [0 to 255]D

prefix-length: 1 to 128

system-id | *hostname*

Displays information for the specific IS-IS advertising router. The host name can be up to 38 characters.

algo-id

Displays information for the specified algorithm.

Values 0 to 255

Platforms

7450 ESS, 7750 SR, 7750 SR-s, 7950 XRS, VSR

Output

[Table 302: Micro-segment locator output](#) describes the micro-segment locator output fields.

Use the following command to display micro-segment locator information.

```
show router isis segment-routing-v6 micro-segment-locator
```

Sample Output

```
=====
Rtr Base ISIS Instance 0 SRv6 Micro Segment Locator Table
=====
Prefix                               AdvRtr      MT      Lvl/Typ
AttributeFlags                       Tag         Flags   Algo
-----
300::/96                             Dut-C      2       1/Int.
-                                     0         -       0
-----
No. of Micro Segment Locators: 1
-----
AttributeFlags: X   = External Prefix
                  R   = Re-advertisement
                  N   = Node
                  E   = ELC
                  A   = Anycast
Flags:            D   = Down
=====
```

Table 302: Micro-segment locator output

Label	Description
Prefix	Displays the prefix
AdvRtr	Displays the advanced router information
MT	Displays the MT information
Lvl/Typ	Displays the level or type information
AttributeFlags	Displays the attribute flag information
Tag	Displays the tag information
Flag	Displays the flag information
Algo	Displays the algorithm information
No. of Micro Segment Locators	Displays the number of micro-segment locators

16.62 migration

migration

Syntax

migration [**interface** *ip-int-name*]

Context

[Tree] (tools>dump>router>ipoe-session migration)

Full Context

tools dump router ipoe-session migration

Description

This command displays details on the IPoE session migration progress. It shows per group interface the number of hosts per type (DHCPv4, DHCPv6 and SLAAC) that are associated with an IPoE session or that are not associated with an IPoE session.

Platforms

7450 ESS, 7750 SR, 7750 SR-a, 7750 SR-e, 7750 SR-s, VSR

Output

The following is an example of IPoE session migration information.

Sample Output

```
# tools dump router ipoe-session migration interface group-int-1-1
=====
Type                Total      IPoE session    Non IPoE session
=====
Group-interface: group-int-1-1 (IPoE session enabled)
-----
DHCPv4              2          1                1
DHCPv6              3          2                1
SLAAC               0          0                0
-----
IPoE sessions       1
=====
```

16.63 mip

mip

Syntax

mip

Context

[\[Tree\]](#) (show>eth-cfm mip)

Full Context

show eth-cfm mip

Description

This command displays provisioned entities that allow MIP creation.

Platforms

7450 ESS, 7750 SR, 7750 SR-a, 7750 SR-e, 7750 SR-s, 7950 XRS

Output

The following is an example of ETH-CFM MIP information. The following table describes the output fields.

Sample Output

```

show eth-cfm mip
=====
CFM SAP MIP Table
=====
Sap                Qtag1  Qtag2  PVLAN  Enabled  MAC Address
-----
1/1/9:500.500      500    500    n/a    yes      00:00:00:00:01:28
1/1/9:501.501      n/a    n/a    n/a    yes      Not Configured
1/1/9:502.502      n/a    n/a    n/a    yes      Not Configured
1/1/9:100.*        n/a    n/a    n/a    yes      00:00:00:00:01:28
1/1/9:100.*        n/a    n/a    7      yes      Not Configured
1/1/9:600.*        n/a    n/a    n/a    yes      Not Configured
1/1/9:600.*        600    n/a    1      yes      Not Configured
1/1/9:601.*        n/a    n/a    1      yes      Not Configured
1/1/9:601.*        n/a    n/a    2      yes      Not Configured
1/1/9:703.*        n/a    n/a    777   yes      Not Configured
=====
CFM SDP MIP Table
=====
Sdp                Qtag1  Qtag2  PVLAN  Enabled  MAC Address
-----
2829:4000          n/a    n/a    4000   yes      Not Configured
=====

```

Table 303: ETH-CFM MIP Field Descriptions

Label	Description
Sap	The service SAP ID
qtag1	The outer CFM VLAN tag
qtag2	The inner CFM VLAN tag
PVLAN	The configured primary VLAN

Label	Description
Enabled	The state of the MIP
Mac Address	The configured MAC address of the MIP
Sdp	The service SDP ID
Svcld	The service ID
Type	The SDP type
Far End	The IP address of the far-end peer for the SDP

16.64 mip-instantiation

mip-instantiation

Syntax

mip-instantiation [**level** *level*] [{**sap** *sap-id* | **sdp** *sdp-id*}]

Context

[\[Tree\]](#) (show>eth-cfm mip-instantiation)

Full Context

show eth-cfm mip-instantiation

Description

This command displays the active MIPs created on the node, their related object values, and the SAP or SDP binding. The attributes include a column that indicates which MIP table was responsible and authoritative for the specific active attribute. Authorities can be the association (asn), default-domain (def), or the global read-only values (sys).

Parameters

level

The level for which all created MIPs will be displayed

Values 0 to 7

sap-id

The SAP for which created MIPs will be displayed

sdp-id

The SDP binding for which created MIPs will be displayed

Platforms

7450 ESS, 7750 SR, 7750 SR-a, 7750 SR-e, 7750 SR-s, 7950 XRS

Output

The following is an example of ETH CFM MIP instantiation information.

[Table 304: ETH-CFM MIP Instantiation Field Descriptions](#) describes the show MIP instantiation command output fields.

Sample Output

```
show eth-cfm mip-instantiation
=====
CFM SAP MIP Instantiation Information
=====
SAP                Lvl  LA   Creation   CA   IdPerm   IdA  Pri  PA
-----
1/2/1:2000.2000    4    asn  default   asn  chassis  asn  7   asn
1/2/1:3000.3000    4    def  default   def  none     sys  7   sys
-----
No. of SAP MIPs: 2
=====

=====
CFM SAP Primary VLAN MIP Instantiation Information
=====
SAP                VLAN  Lvl  LA   Creation   CA   IdPerm   IdA  Pri  PA
-----
No Matching Entries
=====

=====
CFM SDP MIP Instantiation Information
=====
SDP                Lvl  LA   Creation   CA   IdPerm   IdA  Pri  PA
-----
No Matching Entries
=====
```

Table 304: ETH-CFM MIP Instantiation Field Descriptions

Label	Description
VLAN	Displays the primary <i>vlan-id</i> associated with the MIP, or "none" if primary-vlan-enable is not configured
L	Displays the numerical value indicating the CFM level of the MIP
LA	Displays the level authority indicating the creation routine responsible for the level
Creation	Displays the MIP creation mode that was used to create the MIP
CA	Displays the creation authority

Label	Description
IdPerm	Indicates whether the SenderID TLV is being included (chassis) or not (none)
IdA	Displays the IdPermission authority
Pri	Displays the numerical value that indicates the mip-ltr-priority
PA	Displays the mip-ltr-priority authority

16.65 mirror

mirror

Syntax

mirror mirror-dest *service-id*
mirror global-sampling-rate
mirror mirror-source *service-id*

Context

[\[Tree\]](#) (show mirror)

Full Context

show mirror

Description

This command displays mirror configuration and operation information.

Parameters

service-id

Specify the mirror service ID.

Values 1 to 2148278385

global-sampling-rate

Displays the global sampling rate as well as all mirror destination services that use the global sampling rate.

Platforms

All

Output

The following output is an example of mirror destination information.

Sample Output

```
A:SR7# show mirror mirror-dest 1000
=====
Mirror Service
=====
Service Id      : 1000                Type           : Ether
Admin State    : Up                  Oper State     : Down
Forwarding Class : be                 Remote Sources: No
Slice          : 0
Destination SAP : 1/1/1              Egr QoS Policy: 1
-----
Local Sources
-----
Admin State    : Up
- Port        : 1/1/2                Egress Ingress
=====
A:SR7#

A:ALA-123>config>mirror# show mirror mirror-dest 500
=====
Mirror Service
=====
Service Id      : 500                Type           : Ether
Admin State    : Up                  Oper State     : Up
Forwarding Class : be                 Remote Sources: Yes
Destination SAP : 1/1/2              Egr QoS Policy: 1
-----
Remote Sources
-----
Far End        : 10.20.1.45          Ingress Label  : 131070
-----
Local Sources
-----
Admin State    : Up
No Mirror Sources configured
=====
A:ALA-123>config>mirror#

A:ALA-456# show mirror mirror-dest 500
=====
Mirror Service
=====
Service Id      : 500                Type           : Ether
Admin State    : Up                  Oper State     : Up
Forwarding Class : be                 Remote Sources: No
Destination SDP : 144 (10.20.1.44)    Egress Label  : 131070
Signaling      : TLDP
-----
Local Sources
-----
Admin State    : Up
No Mirror Sources configured
=====
A:ALA-456#

A:NS042650115# show mirror mirror-dest 100
```

```

=====
Mirror Service
=====
Service Id      : 100                Type      : PPP
Admin State    : Up                 Oper State : Up
Forwarding Class : be                Remote Sources: No
Slice          : 0Enable Port Id: Yes
Destination SDP : 100 (2.2.2.2) Egress Label : 131070
Signaling      : TLDP
-----
Local Sources
-----
Admin State    : Up
No Mirror Sources configured
=====
A:NS042650115#

*A:EsrC# show mirror mirror-dest 100
=====
Mirror Service
=====
Service Id      : 100                Type      : Ether
Description     : Added by createMirrorDestination 100
Admin State    : Up                 Oper State : Up
Forwarding Class : be                Remote Sources: No
Slice          : 0
Destination SAP : 1/1/5:100          Egr QoS Policy: 1
-----
Local Sources
-----
Admin State    : Up
-Subs user1                    Ing
-Subs user2                    Egr
                                FC be h2 h1 nc
-Subs user3                    Egr Ing
-Subs user4                    Ing
                                1/1/2:1
                                FC af ef nc
-Subs user5                    Egr
-Subs user6                    Egr Ing
                                1/1/2:1
                                FC be l2 af h2 ef nc
-Subs user7                    Ing
    IP 1.1.0.7                  FC l1 h2
-Subs user8                    Egr
    IP 1.1.0.8                  FC af l1 h2 ef nc
-Subs user9                    Egr Ing
    IP 1.1.0.9
-Subs user10                   Ing
                                1/1/2:1
-Subs user11                   Egr
    MAC 00:00:01:00:00:01 FC be l2 l1 h1 nc
                                1/1/2:1
-Subs user12                   Egr Ing
    MAC 00:00:01:00:00:02 FC be l1 h2 ef h1
                                1/1/2:1
-Subs user13                   Ing
    MAC 00:00:01:00:00:03 FC be ef
                                1/1/2:1
-Subs user14                   Egr
    IP 1.1.0.13                 MAC 00:00:01:00:00:01 FC be ef h1
                                1/1/2:1
-Subs user15                   Egr Ing
    IP 1.1.0.14                 MAC 00:00:01:00:00:02
                                1/1/2:1
-Subs user16                   Ing
    IP 1.1.0.15                 MAC 00:00:01:00:00:03 FC af l1 ef nc
-Subs user17                   Egr
                                SLA sla1
-Subs user18                   Egr Ing
                                SLA sla2
                                SLA sla3
                                FC be af h2
=====
  
```

A:EsrC#

[Table 305: Show mirror output fields](#) lists and describes the mirroring output fields:

Table 305: Show mirror output fields

Label	Description
Service Id	The service ID associated with this mirror destination.
Type	Entries in this table have an implied storage type of "volatile". The configured mirror source information is not persistent.
Admin State	Up — The mirror destination is administratively enabled.
	Down — The mirror destination is administratively disabled.
Oper State	Up — The mirror destination is operationally enabled.
	Down — The mirror destination is operationally disabled.
Forwarding Class	The forwarding class for all packets transmitted to the mirror destination.
Remote Sources	Yes — A remote source is configured.
	No — A remote source is not configured.
Enable Port Id	Yes — PPP Port ID Mirroring is enabled.
	No — PPP Port ID Mirroring is disabled.
Slice	The value of the slice-size, the maximum portion of the mirrored frame that will be transmitted to the mirror destination. Any frame larger than the slice-size will be truncated to this value before transmission to the mirror destination. A value of 0 indicates that mirrored packet truncation based on slice size is disabled.
Destination SAP	The ID of the access port where the Service Access Point (SAP) associated with this mirror destination service is defined.
Egr QoS Policy	This value indicates the egress QoS policy ID. A value of 0 indicates that no QoS policy is specified.

The following example shows global-sampling-rate information, and [Table 306: Show mirror global-sampling-rate fields](#) describes the output fields.

```
show mirror global-sampling-rate
```

Sample Output

```
=====
Global Sampling Rate : 10
```

```

=====
Mirror Dest Services using global sampling rate
=====
Id          Name
-----
6          example
=====
  
```

Table 306: Show mirror global-sampling-rate fields

Label	Description
Global Sampling Rate	Specifies the configured global sampling rate
Id	Specifies the mirror destination services that use the global sampling rate by ID
Name	Specifies the mirror destination services that use the global sampling rate by name

16.66 mirror-dest

mirror-dest

Syntax

mirror-dest [*service-id*]

Context

[\[Tree\]](#) (show>li mirror-dest)

Full Context

show li mirror-dest

Description

This command displays LI mirror destination information.

Parameters

service-id

Identifies the service in the service domain. This ID is unique to this service and cannot be used by any other service, regardless of service type. The same service ID must be configured on every router that this particular service is defined on.

Values

service-id: 1 to 2148278381

svc-name: 64 characters maximum

Platforms

All

Output

Sample Output

```
A:BNG-1# show li mirror-dest
=====
Mirror Services
=====
Id          Type   Adm   Opr   Destination          SDP Lbl/   Slice
              SAP   QoS
-----
995         Ether Up    Up    SAP 1/1/20:998       1          0
996         Ether Up    Up    SDP 10 (192.168.40.1) 999         0
997         ipOnly Up    Up    None                 n/a         0
[998]       Ether Up    Up    ip-udp-shim (147.133.122.111) n/a         0
[999]       Ether Up    Up    ip-gre (10.1.1.1)    n/a         0
-----
RADIUS LI mirror dest: indicated by [<svc-id>]
```

mirror-dest

Syntax

mirror-dest [*service-id*]

Context

[\[Tree\]](#) (clear>li>radius mirror-dest)

Full Context

clear li radius mirror-dest

Description

This command deletes the mirror destination created by RADIUS.

LI configuration changes, such as updating or replacing a mirror-destination template, may prevent the RADIUS VSA "Alc-li-action" from deleting a mirror destination. To remove the mirror destination from RADIUS, the parameters for the mirror destination (a combination of the RADIUS LI VSAs and the mirror destination template) must match the parameters used during the mirror destination creation. This CLI command removes LI destinations in these cases.

Parameters

service-id

Specifies the mirror destination service that was created through RADIUS, which can be displayed with the **show li mirror-dest** command.

Values 1 to 2148278385

Platforms

All

16.67 mka-session

mka-session

Syntax

mka-session [**port** *port-id*]

mka-session [**port** *port-id*] **detail**

mka-session [**port** *port-id*] **statistics**

Context

[\[Tree\]](#) (show>macsec mka-session)

Full Context

show macsec mka-session

Description

This command displays MACsec MKA session information.

Parameters

port-id

Specifies the port ID, up to 17 characters.

detail

Displays MACsec MKA session detailed information.

statistics

Displays MACsec MKA session statistical information.

Platforms

All

Output

See the following sections for output samples:

- [Sample Output: show macsec mka-session port](#)
- [Output Fields: show macsec mka-session port](#)
- [Sample Output: show macsec mka-session port detail](#)
- [Output Fields: show macsec mka-session port detail](#)
- [Sample Output: show macsec mka-session detail](#)

- [Sample Output: show macsec mka-session statistics](#)

Sample Output: show macsec mka-session port

```
A:Dut-C# show macsec mka-session port 2/1/11
=====
MKA Session for port 2/1/11
=====
Port           : 2/1/11
Security Zone  : 3
=====
Live Peer List
=====
Member Identifier      Mesg Num  Rx-SCI                KS priority
-----
bf4102704294fa1057022bdf  28322    a47b2ce112ef0000     16
=====
Potential Peer List
=====
Member Identifier      Mesg Num  Rx-SCI                KS priority
-----
```

Output Fields: show macsec mka-session port

[Table 307: Output Fields: show macsec mka-session port](#) describes the output fields for the following **show macsec mka-session port** command.

Table 307: Output Fields: show macsec mka-session port

Label	Description
MKA Session for port	Display the MKA session for the current port
Port	Specifies the MKA session current port.
Security Zone	Specifies Security Zone does this port belongs to.
Live Peer List	Specifies Peers (Participants) which have provided their MI and MN via KMA. The peer entry is in the Live Peer List.
Member Identifier	Specifies the MI of the peer entry.
Mesg Num	Specifies the latest Member Number of the peer entry.
Rx-SCI	Specifies the Peer Rx-SCI.
KS-priority	Specifies the Peer Key server priority.
Potential Peer List	Peers (Participants) which have Potential Peers List includes all the other peers that have transmitted an MKPDU that has been directly received by the participant or that were included in the Live Peers List of a MKPDU transmitted by a peer that has proved liveness, an MKA PDU. The peer entry is in the Potential Peer List.

Sample Output: show macsec mka-session port detail

```
A:Dut-C# show macsec mka-session port 2/1/11 detail
=====
MKA Session for port 2/1/11
=====
Port                : 2/1/11
Security Zone       : 3
MKA Oper State      : unknown value
Oper Cipher Suite   : unknown value
Oper Encrypt Offset : 0
CAK Name            : 11223344556677889900aabbccdeeff11223344556677889900aabbcc*
MKA Member ID       : f134218784b114eb61dbe834
Transmit Interval   : 2000
Outbound SCI        : a4:7b:2c:e1:12:8f
Message Number      : 28298
Key Number          : 878
Key Server          : yes
Key Server Priority : 16
Latest SAK AN       : 3
Latest SAK KI       : f134218784b114eb61dbe8340000036d
Previous SAK AN     : 2
Previous SAK KI     : f134218784b114eb61dbe83400000000
=====
* indicates that the corresponding row element may have been truncated.
=====
Live Peer List
=====
Member Identifier      Mesg Num  Rx-SCI                KS priority
-----
bf4102704294fa1057022bdf  28323    a47b2ce112ef0000     16
=====
Potential Peer List
=====
Member Identifier      Mesg Num  Rx-SCI                KS priority
-----
=====
MKA Session Statistics for port 2/1/11
=====
Peer Removed Due to Timeout : 0
CKN Not Found                : 0
New Live peer                 : 0
SAK Generated by Server      : 0
SAK Installed for TX         : 0
SAK Installed for RX        : 0
PDU Too Small                : 0
PDU Too Big                  : 0
PDU Not Quad Size           : 0
PDU Message Number Invalid   : 0
PDU Param Set Size Invalid   : 0
PDU Liveness Check Fail     : 0
Param Set Not Quad Size     : 0
Unsupported Agility          : 0
Invalid CAK Name Length     : 0
ICV Check Failed            : 0
Peer Using Same MID         : 0
SAK From Non-Live Peer      : 0
SAK From Non-Key Server     : 0
SAK Decrypt Fail            : 0
SAK Encrypt Fail            : 0
Key Number Invalid          : 0
SAK Installation Failed     : 0
```



```
CAK Info Missing          : 0
Max Peers Set as Zero    : 0
=====
```

Output Fields: show macsec mka-session port detail

Table 308: Output Fields: show macsec mka-session port detail describes the output fields for the following commands:

- **show macsec mka-session port**
- **show macsec mka-session detail**
- **show macsec mka-session statistics**

Table 308: Output Fields: show macsec mka-session port detail

Label	Description
MKA Oper State	Specifies the operational state of the MKA participant on this port. The operational MKA state will be up if MKA hellos are received on this port and have a valid session.
Oper Cipher Suite	Specifies the operational encryption algorithm used for data path PDUs when all parties in the CA have the (SAK). This value is specified by the key server: gcm-aes-128, gcm-aes-256, gcm-aes-xpn-128, gcm-aes-xpn-256.
Oper Encrypt Offset	Specifies the operational encryption offset used for the data path PDUs when all parties in the CA have the SAK. This value is specified by the key server: 0, 30, 50.
CAK Name	Specifies the name of the CAK in use by this MKA which is used to find the correct CAK.
MKA Member ID	Specifies indicates the Member Identifier (MI) for the MKA instance.
Transmit Interval	Specifies the time interval (in ms) at which the MKA broadcasts its liveness to its peers and is non-configurable.
Outbound SCI	Specifies the Secure Channel Identifier (SCI) information for transmitting MACsec frames and consists of the outgoing port MAC Address and a port identifier.
Message Number	Specifies the current count of MKA messages that is attached to MKA PDUs.
Key Number	Specifies the number of the currently assigned CAK. When a new CAK is generated, this number is incremented. A SAK is identified by 128-bit Key Identifier (KI) and 32-bit Key-Number (KN).
Key Server	Specifies whether this server is the highest priority server in the peer group: no, yes.
Key Server Priority	Specifies the priority of the active key server: 0-255 (default 16).

Label	Description
Latest SAK AN	Specifies the Association Number (AN) of the latest Secure Association Key (SAK). This number is concatenated with an SCI to identify a Secure Association (SA). In SR OS, only 2 SAKs are supported.
Latest SAK KI	Specifies the Key Identifier (KI) of the latest SAK. This number is derived from the MI of the key server and the key number.
Previous SAK AN	Specifies the AN of the previous SAK. This number is concatenated with an SCI to identify an SA.
Previous SAK KI	Specifies the KI of the previous SAK. This number is derived from the MI of the key server and the key number.
Peer Removed Due to Timeout	Specifies the number of peers removed from the live/potential peer list due to not receiving an MKPDU within the MKA Live Time (6.0 seconds) and is not configurable.
CKN Not Found	Specifies the number of MKPDUs received with a CKN that does not match the CA configured for the port.
New Live Peer	Specifies the number of validated peers that have been added to the live peer list.
SAK Generated by Server	Specifies the number of SAKs generated by this MKA instance.
SAK Installed for TX	Specifies the number of SAKs installed for transmitting.
SAK Installed for RX	Specifies the number of SAKs installed for receiving.
PDU Too small	Indicates that the number of MKPDUs received that are less than 32 octets.
PDU Too big	Indicates the number of MKPDUs received where the EAPOL header indicates a size larger than the received packet.
PDU Not Quad Size	Indicates the number of MKPDUs received with a size that is not a multiple of 4 octets long.
PDU Message Number Invalid	Indicates the number of MKPDUs received out of order as indicated by the Message Number.
PDU Param Set Size Invalid	Indicates the number of MKPDUs received which contain a parameter set body length that exceeds the remaining length of the MKPDU.
PDU Liveness Check Fail	Indicates the number of MKPDUs received which contain an MN that is not acceptably recent.
Param Set Not Quad Size	Indicates the number of MKPDUs received which contain a parameter set that is not a multiple of 4 octets long.

Label	Description
Unsupported Agility	Indicates the number of MKPDUs received which contain an unsupported Algorithm Agility value.
Invalid CAK Name Length	Indicates the number of MKPDUs received which contain a CAK name that exceeds the maximum CAK name length.
ICV Check Failed	Indicates the number of MKPDUs received which contain an ICV value that does not authenticate.
Peer Using Same MID	Indicates the number of MKPDUs received which contain a peer list with an MI entry which conflicts with the local MI.
SAK From Non-Live Peer	Indicates the number of SAKs received from peer that is not a member of the Live Peers List.
SAK From Non-Key Server	Indicates the number of SAKs received from an MKA participant that has not been designated as the Key Server. Only the key server should distribute SAK.
SAK Decrypt Fail	Indicates the number of AES Key Wrap SAK decryption failures that have occurred.
SAK Encrypt Fail	Indicates the number of AES Key Wrap SAK encryption failures that have occurred.
Key Number Invalid	Indicates the number of SAKs received with an invalid Key Number.
SAK Installation Failed	Indicates the number of Secy SAK installation failures that have occurred.
CAK Info Missing	Indicates the number of times internal CAK data is not available for the generation of the SAK.
Max Peers Set as Zero	Indicates the number of Secy SAK installations that have failed due to the max peer entry being set to 0.

Sample Output: show macsec mka-session detail

```
A:Dut-C# show macsec mka-session detail
=====
MKA Session for port 2/1/11
=====
Port           : 2/1/11
Security Zone  : 3
MKA Oper State : unknown value
Oper Cipher Suite : unknown value
Oper Encrypt Offset: 0
CAK Name       : 11223344556677889900aabbccddeeff11223344556677889900aabbcc*
MKA Member ID  : f134218784b114eb61d8e834
Transmit Interval : 2000
Outbound SCI   : a4:7b:2c:e1:12:8f
Message Number : 28285
Key Number     : 878
```

```

Key Server      : yes
Key Server Priority: 16
Latest SAK AN   : 3
Latest SAK KI   : f134218784b114eb61dbe8340000036d
Previous SAK AN : 2
Previous SAK KI : f134218784b114eb61dbe83400000000
=====
* indicates that the corresponding row element may have been truncated.
=====
Live Peer List
=====
Member Identifier      Mesg Num  Rx-SCI                KS priority
-----
bf4102704294fa1057022bdf  28310    a47b2ce112ef0000      16
=====
Potential Peer List
=====
Member Identifier      Mesg Num  Rx-SCI                KS priority
-----
=====
MKA Session Statistics for port 2/1/11
=====
Peer Removed Due to Timeout : 0
CKN Not Found                : 0
New Live peer                 : 0
SAK Generated by Server      : 0
SAK Installed for TX         : 0
SAK Installed for RX         : 0
PDU Too Small                : 0
PDU Too Big                  : 0
PDU Not Quad Size            : 0
PDU Message Number Invalid   : 0
PDU Param Set Size Invalid   : 0
PDU Liveness Check Fail     : 0
Param Set Not Quad Size      : 0
Unsupported Agility          : 0
Invalid CAK Name Length      : 0
ICV Check Failed             : 0
Peer Using Same MID          : 0
SAK From Non-Live Peer       : 0
SAK From Non-Key Server      : 0
SAK Decrypt Fail             : 0
SAK Encrypt Fail             : 0
Key Number Invalid           : 0
SAK Installation Failed      : 0
CAK Info Missing             : 0
Max Peers Set as Zero        : 0
=====

```

Sample Output: show macsec mka-session statistics

```

A:Dut-C# show macsec mka-session statistics
=====
MKA Session Statistics for port 2/1/11
=====
Peer Removed Due to Timeout : 0
CKN Not Found                : 0
New Live peer                 : 0
SAK Generated by Server      : 0
SAK Installed for TX         : 0

```

```
SAK Installed for RX      : 0
PDU Too Small           : 0
PDU Too Big             : 0
PDU Not Quad Size      : 0
PDU Message Number Invalid : 0
PDU Param Set Size Invalid : 0
PDU Liveness Check Fail : 0
Param Set Not Quad Size : 0
Unsupported Agility     : 0
Invalid CAK Name Length : 0
ICV Check Failed       : 0
Peer Using Same MID    : 0
SAK From Non-Live Peer : 0
SAK From Non-Key Server : 0
SAK Decrypt Fail       : 0
SAK Encrypt Fail       : 0
Key Number Invalid     : 0
SAK Installation Failed : 0
CAK Info Missing       : 0
Max Peers Set as Zero  : 0
=====
```

mka-session

Syntax

```
mka-session [port-id]
```

Context

[\[Tree\]](#) (clear>macsec mka-session)

Full Context

```
clear macsec mka-session
```

Description

This command displays MACsec MKA session information.

Parameters

port-id

Specifies the port ID, up to 17 characters

Platforms

All

16.68 mld

mld

Syntax

mld [**subscriber** *sub-ident-string*] [**detail**]

Context

[\[Tree\]](#) (show>service>active-subscribers mld)

Full Context

show service active-subscribers mld

Description

This command displays active subscriber MLD information.

Parameters

sub-ident-string

Displays the subscriber ID of the active subscriber, up to 64 characters.

detail

Displays detailed output.

Platforms

7450 ESS, 7750 SR, 7750 SR-a, 7750 SR-e, 7750 SR-s, VSR

Output

The following output is an example of MLD information for active subscribers

Sample Output

```
*A:eng-BNG-2# show service active-subscribers mld
=====
Active Subscribers
=====
Subscriber
  MLD-Policy
  HostAddr                GrpItf                NumGroups
-----
user_1
  mld-policy-01
  2001::1                grp-int-01
-----
Number of Subscribers : 1
=====
```

Table 309: MLD Active Subscribers Field Descriptions

Label	Descriptions
Subscriber	The name of the subscriber

Label	Descriptions
MLD-Policy	The name of the policy associated with the subscriber as specified by the external policy server or local user database
HostAddr	The subscriber's individual host IPv6 address or prefix.
GrpIrf	The group interface on which the subscriber is created
NumGroups	The number of multicast groups that the subscriber is currently joined with
Number of Subscribers	The total number of subscribers associated with this show command

mld

Syntax

mld

Context

[\[Tree\]](#) (show>router mld)

Full Context

show router mld

Description

Commands in this context show MLD entities.

Platforms

All

mld

Syntax

mld

Context

[\[Tree\]](#) (clear>router mld)

Full Context

clear router mld

Description

Commands in this context clear and reset MLD entities.

Platforms

All

16.69 mld-policy

mld-policy

Syntax

mld-policy

mld *policy-name* **association**

mld *policy-name*

Context

[\[Tree\]](#) (show>subscr-mgmt mld-policy)

Full Context

show subscriber-mgmt mld-policy

Description

This command displays MLD policy information.

Parameters

policy-name

Specifies the MLD policy name, up to 32 characters.

association

Displays information associated with the MLD policy.

Platforms

7450 ESS, 7750 SR, 7750 SR-a, 7750 SR-e, 7750 SR-s, VSR

16.70 mld-snooping

mld-snooping

Syntax

mld-snooping

Context

[\[Tree\]](#) (show>service>id mld-snooping)

Full Context

show service id mld-snooping

Description

This command displays MLD snooping information.

Platforms

All

mld-snooping

Syntax

mld-snooping

Context

[\[Tree\]](#) (clear>service>id mld-snooping)

Full Context

clear service id mld-snooping

Description

Commands in this context clear MLD snooping-related data.

Platforms

All

16.71 mlfr

mlfr

Syntax

mlfr

Context

[\[Tree\]](#) (show>multilink-bundle mlfr)

Full Context

show multilink-bundle mlfr

Description

Commands in this context display MLFR bundle data.

Platforms

7450 ESS, 7750 SR-7/12/12e

16.72 mlppp

mlppp

Syntax

mlppp

Context

[\[Tree\]](#) (show>router>l2tp mlppp)

Full Context

show router l2tp mlppp

Description

This command displays L2TP MLPPP operational information.

Platforms

7450 ESS, 7750 SR, 7750 SR-a, 7750 SR-e, 7750 SR-s

16.73 mlppp-profile-egress

mlppp-profile-egress

Syntax

mlppp-profile-egress *profile-id* [detail]

mlppp-profile-egress

Context

[\[Tree\]](#) (show>qos mlppp-profile-egress)

Full Context

```
show qos mlppp-profile-egress
```

Description

This command displays MLPPP egress profile information.

Parameters

profile-id

Specifies the profile ID.

Values 1 to 65535

detail

Displays detailed information.

Platforms

7450 ESS, 7750 SR, 7750 SR-a, 7750 SR-e, 7750 SR-s, 7950 XRS

16.74 mlppp-profile-ingress

mlppp-profile-ingress

Syntax

```
mlppp-profile-ingress profile-id [detail]  
mlppp-profile-ingress
```

Context

[\[Tree\]](#) (show>qos mlppp-profile-ingress)

Full Context

```
show qos mlppp-profile-ingress
```

Description

This command displays MLPPP ingress profile information.

Parameters

profile-id

Specifies the profile ID.

Values 1 to 65535

detail

Displays detailed information.

Platforms

7450 ESS, 7750 SR, 7750 SR-a, 7750 SR-e, 7750 SR-s, 7950 XRS

16.75 mmrp

mmrp

Syntax

mmrp mac [*ieee-address*]

Context

[\[Tree\]](#) (show>service>id mmrp)

Full Context

show service id mmrp

Description

This command displays information on MACs. If a MAC address is specified, information will be displayed relevant to the specific group. No parameter will display information on all group MACs on a server.

Parameters

ieee-address

Specifies a MAC address as a hex string in the form of xx:xx:xx:xx:xx:xx: or xx-xx-xx-xx-xx-xx

Platforms

All

Output

The following output is an example of service MRRP MAC information.

Sample Output

```
*A:PE-A# show service id 10 mmrp mac 01:1E:83:00:00:65
```

SAP/SDP	MAC Address	Registered	Declared
sap:1/1/4:10	01:1e:83:00:00:65	No	Yes
sap:1/2/2:10	01:1e:83:00:00:65	No	Yes
sap:2/2/5:10	01:1e:83:00:00:65	Yes	Yes

```

-----
*A:PE-A#
*A:PE-A# show service id 10 mmp mac
-----
SAP/SDP                               MAC Address      Registered  Declared
-----
sap:1/1/4:10                          01:1e:83:00:00:65 No           Yes
sap:1/1/4:10                          01:1e:83:00:00:66 No           Yes
sap:1/1/4:10                          01:1e:83:00:00:67 No           Yes
sap:1/1/4:10                          01:1e:83:00:00:68 No           Yes
sap:1/1/4:10                          01:1e:83:00:00:69 No           Yes
sap:1/1/4:10                          01:1e:83:00:00:6a No           Yes
sap:1/1/4:10                          01:1e:83:00:00:6b No           Yes
sap:1/1/4:10                          01:1e:83:00:00:6c No           Yes
sap:1/1/4:10                          01:1e:83:00:00:6d No           Yes
sap:1/1/4:10                          01:1e:83:00:00:6e No           Yes
sap:1/2/2:10                          01:1e:83:00:00:65 No           Yes
sap:1/2/2:10                          01:1e:83:00:00:66 No           Yes
sap:1/2/2:10                          01:1e:83:00:00:67 No           Yes
sap:1/2/2:10                          01:1e:83:00:00:68 No           Yes
sap:1/2/2:10                          01:1e:83:00:00:69 No           Yes
sap:1/2/2:10                          01:1e:83:00:00:6a No           Yes
sap:1/2/2:10                          01:1e:83:00:00:6b No           Yes
sap:1/2/2:10                          01:1e:83:00:00:6c No           Yes
sap:1/2/2:10                          01:1e:83:00:00:6d No           Yes
sap:1/2/2:10                          01:1e:83:00:00:6e No           Yes
sap:2/2/5:10                          01:1e:83:00:00:65 Yes          Yes
sap:2/2/5:10                          01:1e:83:00:00:66 Yes          Yes
sap:2/2/5:10                          01:1e:83:00:00:67 Yes          Yes
sap:2/2/5:10                          01:1e:83:00:00:68 Yes          Yes
sap:2/2/5:10                          01:1e:83:00:00:69 Yes          Yes
sap:2/2/5:10                          01:1e:83:00:00:6a Yes          Yes
sap:2/2/5:10                          01:1e:83:00:00:6b Yes          Yes
sap:2/2/5:10                          01:1e:83:00:00:6c Yes          Yes
sap:2/2/5:10                          01:1e:83:00:00:6d Yes          Yes
sap:2/2/5:10                          01:1e:83:00:00:6e Yes          Yes
-----
*A:PE-A#

```

16.76 mobile-gateway

mobile-gateway

Syntax

mobile-gateway remote-address *ip-address* [**udp-port** *port*] **statistics**

Context

[\[Tree\]](#) (clear>router>wlan-gw mobile-gateway)

Full Context

clear router wlan-gw mobile-gateway

Description

This command clears Mobile Gateway data.

Parameters

ip-address

Specifies the IP address.

- Values**
- ipv4-address: a.b.c.d
 - ipv6-address:
 - x:x:x:x:x:x:x (eight 16-bit pieces)
 - x:x:x:x:x:d.d.d.d
 - x: [0 to FFFF] H
 - d: [0 to 255] D

port

Specifies the port number.

- Values** 1 to 65535

Platforms

7750 SR, 7750 SR-e, 7750 SR-s, VSR

16.77 module

module

Syntax

module *cpm-slot* **action** {**reboot** | **disconnect**}

Context

[\[Tree\]](#) (tools>perform>system>bluetooth module)

Full Context

tools perform system bluetooth module

Description

This command performs reboots or disconnects on the Bluetooth module on the specified CPM.

Parameters

cpm-slot

Specifies the CPM slot.

Values {A | B | C | D}

reboot

triggers a reboot of the Bluetooth subsystem on the module.

disconnect

forces a disconnect of any active Bluetooth session.

Platforms

7750 SR-1, 7750 SR-s, 7950 XRS-20e

module

Syntax

module [*cpm-slot*] [**detail**]

Context

[\[Tree\]](#) (show>system>bluetooth module)

Full Context

show system bluetooth module

Description

This command displays information for Bluetooth modules.

Parameters

cpm-slot

Specifies the CPM slot.

Values A, B

detail

Displays detailed information.

Platforms

7750 SR-1, 7750 SR-s, 7950 XRS-20e

16.78 monitor

monitor

Syntax

monitor

Context

[\[Tree\]](#) (monitor monitor)

Full Context

monitor monitor

Description

Commands in this context monitor statistics.

Platforms

All

monitor

Syntax

monitor [*isa mda-id/esa-vm-id*]

Context

[\[Tree\]](#) (tools>dump>app-assure>group>ipassist>pdns monitor)

Full Context

tools dump application-assurance group ip-identification-assist passive-dns monitor

Description

This command dumps statistics showing the amount of matches found by passively snooping DNS traffic for supported applications.

Parameters

isa *mda-id*

Specifies the slot and MDA of the ISA in the format *slot/mda*.

Values

slot/mda

slot

1 to 10, depending on chassis model

mda

1 to 2, depending on chassis model

isa *esa-vm-id*

Specifies the ESA and ESA VM in the format *esa-esa-id/vm-id*.

Values

esa-esa-id/vm-id

esa-id 1 to 16

vm-id 1 to 4

Platforms

7450 ESS, 7750 SR, 7750 SR-e, 7750 SR-s, VSR

Output

Use the following command to dump statistics showing the amount of matches found from passively snooping DNS traffic for supported applications.

```
tools dump application-assurance group 1 ip-identification-assist passive-dns monitor isa 1/1
```

Sample Output

```
=====
Application-Assurance passive-dns-monitor for ip-identification-assist
=====
  group          1
  ip-identification-assist  no shutdown
  passive-dns-monitor   enabled
-----
isa 1/1
-----
Application Name      DNS domains  DNS domain matches  IPs in cache  IPs added  IPs updated  IP lookups found  Parent App*
-----
"Apple"                6             18                 21            21          23            31             "Apple"
"Apple App Store and iTunes"  4             0                  0             0           0             0             "Apple"
"Apple Music"          8             0                  0             0           0             0             "Apple"
"Apple iCloud"        12            0                  0             0           0             0             "Apple"
"Facebook"            12            21                 9             9           12            70            "Facebook"
"Google"              53            147                55            56          132           252           "Google"
"Google Play Store"    3             6                  1             0           6             0             "Google"
"Instagram"           6             14                 4             4           10            42            "Facebook"
"Netflix"             6             10                 15            15           2             78            "Netflix"
"Snapchat"           16             0                  0             0           0             0             "Snapchat"
"Spotify"             8             25                 9             9           19            70            "Spotify"
"Twitter"             6             10                 14            14           7             38            "Twitter"
"Whats App"           2             0                  0             0           0             0             "Facebook"
"YouTube"             8             8                  7             7           21            3             "Google"
-----
TOTAL (14 applications)      150           259                135           135          232           584
DNS responses monitored 365
=====
```

16.79 mpls

```
mpls
```

Syntax

mpls

Context

[\[Tree\]](#) (clear>router mpls)

Full Context

clear router mpls

Description

Commands in this context clear and reset MPLS protocol entities.

Platforms

All

mpls

Syntax

mpls

Context

[\[Tree\]](#) (show>router mpls)

Full Context

show router mpls

Description

Commands in this context display MPLS related information.

Platforms

All

mpls

Syntax

mpls

Context

[\[Tree\]](#) (tools>dump>router mpls)

Full Context

tools dump router mpls

Description

Commands in this context dump tools for MPLS protocol instance.

Platforms

All

mpls

Syntax

mpls

Context

[\[Tree\]](#) (tools>perform>router mpls)

Full Context

tools perform router mpls

Description

This command enables tools for MPLS.

Platforms

All

mpls

Syntax

mpls

Context

[\[Tree\]](#) (monitor>router mpls)

Full Context

monitor router mpls

Description

This commands monitors commands for the MPLS instance.

Platforms

All

16.80 mpls-labels

mpls-labels

Syntax

mpls-tp

Context

[\[Tree\]](#) (show>router mpls-labels)

Full Context

show router mpls-labels

Description

Commands in this context display MPLS label information.

Platforms

All

16.81 mpls-tp

mpls-tp

Syntax

mpls-tp

Context

[\[Tree\]](#) (show>router>mpls mpls-tp)

Full Context

show router mpls mpls-tp

Description

Commands in this context display MPLS Transport Profile (TP) information.

Platforms

7450 ESS, 7750 SR, 7750 SR-a, 7750 SR-e, 7750 SR-s, 7950 XRS

16.82 mrouter

mrouters

Syntax

mrouters [detail]

Context

[Tree] (show>service>id>mld-snooping mrouters)

Full Context

show service id mld-snooping mrouters

Description

This command displays all multicast routers.

Platforms

All

Output

The following output is an example of service MLD snooping mrouter information.

Sample Output

```
*A:rbae_C# show service id 1 mld-snooping mrouters
=====
MLD Snooping Multicast Routers for service 1
=====
MRouter
-----
          Sap/Sdp Id          Up Time      Expires    Version
-----
FE80::12          2/1/5          0d 00:05:55    11s         2
-----
Number of mrouters: 1
=====
*A:rbae_C#

*A:rbae_C# show service id 1 mld-snooping mrouters detail
=====
MLD Snooping Multicast Routers for service 1
-----
MRouter FE80::12
-----
Sap Id           : 2/1/5
Expires          : 18s
Up Time          : 0d 00:06:28
Version          : 2
-----
Number of mrouters: 1
```

mrouters

Syntax

mrouters [detail]

Context

[\[Tree\]](#) (show>service>id>igmp-snooping mrouters)

Full Context

show service id igmp-snooping mrouters

Description

This command displays all multicast routers.

Parameters

detail

Displays detailed information.

Platforms

All

Output

The following output is an example of IGMP snooping mrouter information.

Sample Output

```
*A:ALA-48# show service id 700 igmp-snooping mrouters
=====
IGMP Snooping Multicast Routers for service 700
=====
MRouter          Sap/Sdp Id          Up Time          Expires          Version
-----
Number of mrouters: 0
=====
*A:ALA-48#
```

[Table 310: IGMP Snooping Mrouters Field Descriptions](#) describes the show igmp-snooping mrouters output fields:

Table 310: IGMP Snooping Mrouters Field Descriptions

Label	Description
MRouter	The multicast router port
Sap/Sdp Id	The SAP and SDP ID multicast router ports
Up Time	The length of time the mrouter has been up
Expires	The amount of time left before the query interval expires

Label	Description
Version	The configured version of IGMP running on this interface

16.83 mrp

mrp

Syntax

mrp

Context

[\[Tree\]](#) (show>service>id mrp)

Full Context

show service id mrp

Description

This command displays information on a per service MRP configuration.

Platforms

All

Output

The following output is an example of service MRP information.

Sample Output

```
*A:PE-A# show service id 10 mrp
-----
MRP Information
-----
Admin State       : Up                Failed Register Cnt: 0
Max Attributes    : 2048              Attribute Count    : 10
Flood Time       : Off
-----
*A:PE-A#
```

mrp

Syntax

mrp

Context

[\[Tree\]](#) (clear>service>statistics>id mrp)

Full Context

clear service statistics id mrp

Description

This command clears all MRP statistics for the service ID.

Platforms

All

16.84 mrp-policy

mrp-policy

Syntax

mrp-policy [*mrp-policy*]

mrp-policy *mrp-policy* [**association**]

mrp-policy *mrp-policy* [**entry** *entry-id*]

Context

[\[Tree\]](#) (show>service mrp-policy)

Full Context

show service mrp-policy

Description

This command displays information on an MRP policy.

Parameters

mrp-policy

Specifies the MRP policy name

Values 32 chars max

entry-id

Specifies the entry ID number

Values 1 to 65535

Platforms

All

Output

The following output is an example of service MRP policy information.

Sample Output

```
*A:PE-B# show service mrp-policy
=====
Mrp Policies
=====
Mrp-Policy                Scope      Applied Description
-----
1                          template  Yes
2                          template  Yes
-----
Total: 2
=====

*A:PE-B# show service mrp-policy "1"
=====
Mrp Policy
=====
Policy Name : 1                Applied      : Yes
Scope      : template         Def. Action  : block
Entries    : 1
Description : (Not Specified)
-----
Mrp Policy Entries
-----
Entry      : 1                Match action : end-station
Description : (Not Specified)
isid      : 10..11
=====
*A:PE-B#
```

16.85 ms-pw

ms-pw

Syntax

ms-pw [*rd rd*] [*aii-type2 aii-type2*] [*brief*] [*hunt*] [*aspath-regex reg-exp*] [*community comm-id*]

Context

[\[Tree\]](#) (show>router>bgp>routes ms-pw)

Full Context

show router bgp routes ms-pw

Description

This command displays BGP Multi-Segment Pseudowire (MS-PW) routes.

Parameters

rd

Displays information for the route distinguisher.

Values *ip-addr:comm-val | 2byte-asnumber:ext-comm-val | 4byte-asnumber:comm-val*

aii-type2

Filters the MS-PW routes based on the All Type 2 value.

reg-exp

Displays routes matching the specified regular expression, up to 80 characters.

comm-id

Specifies the community ID, up to 72 characters.

Values *[as-num:comm-val | ext-comm | well-known-comm | large-comm]*

where:

- *as-num* — 0 to 65535
- *comm-val* — 0 to 65535
- *ext-comm* — the extended community, defined as one of the following:

- *{target | origin}:ip-address:comm-val*
- *{target | origin}:asnum:ext-comm-val*
- *{target | origin}:ext-asnum:comm-val*
- **bandwidth:asnum:val-in-mbps**
- **ext:4300:ovstate**
- **ext:value1:value2**
- **flowspec-set:ext-asnum:group-id**

where:

- *target* — route target
- *origin* — route origin
- *ip-address* — a.b.c.d
- *ext-comm-val* — 0 to 4294967295
- *ext-asnum* — 0 to 4294967295
- **bandwidth** — bandwidth
- *val-in-mbps* — 0 to 16777215
- **ext** — extended
- **ext:4300** — origin verification

- *ovstate* — 0, 1, or 2 (0 for valid, 1 for not found, 2 for invalid)
- *value1* — 0000 to FFFF
- *value2* — 0 to FFFFFFFFFF
- **flowspec-set** — flow-spec set
- *group-id* — 0 to 16383
- *well-known-comm* — **null** | **no-export** | **no-export-subconfed** | **no-advertise** | **blackhole**
- *large-comm* — *asn-or-ex:val-or-ex:val-or-ex*

Platforms

All

16.86 msap

msap

Syntax

msap {*msap-id* | **idle-only**}

Context

[\[Tree\]](#) (clear>service>id msap)

Full Context

clear service id msap

Description

This command clears Managed SAP (MSAP) information.

This command can remove an MSAP with active subscribers still associated with the MSAP. You can specify the **idle-only** parameter to clear only MSAPs in an idle state; MSAPs with active subscribers are not cleared.

Parameters

msap-id

Specifies a Managed SAP ID.

Values

dot1q	[port-id lag-id]:qtag1
qinq	[port-id lag-id]:qtag1.qtag2
qtag1	0 to 4094

qtag2 0 to 4094

idle-only

Specifies to clear only MSAPs in an idle state.

Platforms

7450 ESS, 7750 SR, 7750 SR-a, 7750 SR-e, 7750 SR-s, VSR

msap

Syntax

msap [**service** *service-id*]

Context

[Tree] (tools>dump>service msap)

Full Context

tools dump service msap

Description

This command provides MSAP-related statistics for the chassis and tracks the number of sticky MSAPs. The statistics include the total number of MSAPs, sticky MSAPs, and idle MSAPs. When a subscriber disconnects from a sticky MSAP, it transitions to an idle MSAP. The idle MSAP transitions back to a sticky MSAP when the subscriber reconnects. A large number of idle MSAPs during peak network hours indicate that an idle MSAP cleanup is required. The total MSAP statistic counts both the total number of traditional MSAPs (non-sticky) and total number of sticky MSAPs. Idle MSAPs are counted towards the total number of sticky MSAPs.

Parameters

service-id

Specifies the service for which to show the MSAP-related statistics. The service is indicated in the chassis.

Platforms

7450 ESS, 7750 SR, 7750 SR-a, 7750 SR-e, 7750 SR-s, VSR

msap

Syntax

msap

Context

[Tree] (show>service>id msap)

Full Context

show service id msap

Description

This command displays information for the managed SAPs associated with the service.

Platforms

7450 ESS, 7750 SR, 7750 SR-a, 7750 SR-e, 7750 SR-s, VSR

Output

The following is an example of managed SAP information.

Sample Output

```
[/]
A:patrick@pel# /show service id 1000 msap
=====
SAP(Summary), Service 1000
=====
PortId                SvcId      Ing.  Ing.  Egr.  Egr.  Adm  Opr
                   QoS      QoS   Fltr  QoS   Fltr
-----
[1/1/c1/4:2111.10]    1000       1    none  1     none  Up   Up
-----
Number of SAPs : 1
-----
Number of Managed SAPs : 1, indicated by [<sap-id>]
Flags : (I) = Idle MSAP
-----
[/]
A:patrick@pel# /show service id 1000 sap
=====
SAP(Summary), Service 1000
=====
PortId                SvcId      Ing.  Ing.  Egr.  Egr.  Adm  Opr
                   QoS      QoS   Fltr  QoS   Fltr
-----
1/1/c1/1:2413.4001    1000       1    none  1     none  Up   Up
[1/1/c1/4:2111.10]    1000       1    none  1     none  Up   Up
-----
Number of SAPs : 2
-----
Number of Managed SAPs : 1, indicated by [<sap-id>]
Flags : (I) = Idle MSAP
=====
```

16.87 msap-policy

msap-policy

Syntax

msap-policy [*msap-policy-name* [**association**]]

Context

[Tree] (show>subscr-mgmt msap-policy)

Full Context

show subscriber-mgmt msap-policy

Description

This command displays Managed SAP policy information.

Parameters

msap-policy-name

Displays information about the specifies MSAP policy.

association

Displays information related to the specifies MSAP policy.

Platforms

7450 ESS, 7750 SR, 7750 SR-a, 7750 SR-e, 7750 SR-s, VSR

Output

The following is an example of managed SAP policy information.

Sample Output

```
*A:ALA-48>show>subscr-mgmt# msap-policy
=====
Managed SAP Policies
=====
Name                               Num      Description
                                MSAPs
-----
test                               0        (Not Specified)
test 1                             0        (Not Specified)
-----
Number of MSAP Policies : 2
Number of MSAPs        : 0
=====
*A:ALA-48>show>subscr-mgmt#
```

[Table 311: MSAP Policy Field Descriptions](#) describes subscriber management MSAP policy output fields.

Table 311: MSAP Policy Field Descriptions

Field	Description
Name	The name of the MSAP policy
Num MSAPs	The number of MSAPs
Description	The user-provided description of the MSAP policy
Number of MSAP Policies	The total number of MSAP policies
Number of MSAPs	The total number of MSAPs

msap-policy

Syntax

msap-policy *msap-policy-name* [**idle-only**]

Context

[\[Tree\]](#) (clear>subscr-mgmt msap-policy)

Full Context

clear subscriber-mgmt msap-policy

Description

This command deletes Managed SAPs (MSAPs) created by the MSAP policy.

This command can remove an MSAP with active subscribers still associated with the MSAP. Use the **idle-only** parameter to remove only MSAPs in an idle state.

Parameters

msap-policy-name

Specifies an existing managed SAP policy name. A string up to 32 characters long composed of printable, 7-bit ASCII characters. If the string contains special characters (#, \$, spaces, and so on), the entire string must be enclosed within double quotes.

idle-only

Specifies to remove only the MSAPs in an idle state.

Platforms

7450 ESS, 7750 SR, 7750 SR-a, 7750 SR-e, 7750 SR-s, VSR

msap-policy

Syntax

msap-policy *msap-policy-name*

Context

[Tree] (clear>service>id msap-policy)

Full Context

clear service id msap-policy

Description

This command clears Managed SAPs created by the Managed SAP policy.

Parameters

msap-policy-name

Clears an existing MSAP policy.

Platforms

7450 ESS, 7750 SR, 7750 SR-a, 7750 SR-e, 7750 SR-s, VSR

16.88 msdp

msdp

Syntax

msdp

Context

[Tree] (clear>router msdp)

Full Context

clear router msdp

Description

Commands in this context clear and reset Multicast Source Discovery protocol (MSDP) entities and statistics.

Platforms

All

msdp

Syntax

msdp

Context

[\[Tree\]](#) (show>router msdp)

Full Context

show router msdp

Description

Commands in this context display MSDP related information.

Platforms

All

16.89 mstp-configuration

mstp-configuration

Syntax

mstp-configuration

Context

[\[Tree\]](#) (show>service>id mstp-configuration)

Full Context

show service id mstp-configuration

Description

This command displays the MSTP specific configuration data. This command is only valid on a management VPLS.

Platforms

All

16.90 multi-chassis

multi-chassis

Syntax

multi-chassis

Context

[\[Tree\]](#) (tools>dump>redundancy multi-chassis)

Full Context

tools dump redundancy multi-chassis

Description

Commands in this context dump multi-chassis parameters.

Platforms

All

multi-chassis

Syntax

multi-chassis

Context

[\[Tree\]](#) (tools>perform>redundancy multi-chassis)

Full Context

tools perform redundancy multi-chassis

Description

This command enables tools for multi-chassis redundancy.

Platforms

All

multi-chassis

Syntax

multi-chassis

Context

[\[Tree\]](#) (show>redundancy multi-chassis)

Full Context

show redundancy multi-chassis

Description

This command displays multi-chassis redundancy information.

Platforms

All

Output

See the following sections for output samples:

- [Sample Output: show redundancy multi-chassis mc-lag peer <ip-address>](#)
- [Sample Output: show redundancy multi-chassis mc-lag statistics](#)
- [Sample Output: show redundancy multi-chassis mc-lag peer <ip-address> lag 2 statistics](#)
- [Sample Output: show redundancy multi-chassis mc-lag peer 10.10.10.102 statistics](#)
- [Sample Output: show redundancy multi-chassis sync](#)
- [Sample Output: show redundancy multi-chassis sync peer <ip-address>](#)
- [Sample Output: show redundancy multi-chassis sync peer <ip-address> detail](#)
- [Sample Output: show redundancy multi-chassis sync statistics](#)
- [Sample Output: show redundancy multi-chassis sync peer <ip-address> statistics](#)

Sample Output: show redundancy multi-chassis mc-lag peer <ip-address>

```
*A:Dut-C# show redundancy multi-chassis mc-lag peer 10.10.10.1
=====
Multi-Chassis MC-Lag Peer 10.10.10.1
=====
Last State chg: 09/24/2007 07:58:03
Admin State: Up      Oper State   : Up
KeepAlive: 10 deci-seconds      Hold On Nbr Failure : 3
-----
Lag Id LACP Key Remote Lag Id System Id  Sys Prio Last State Changed
-----
1      326661      00:00:00:33:33:33  32888  09/24/2007 07:56:35
-----
Number of LAGs : 1
=====
*A:Dut-C#
```

Sample Output: show redundancy multi-chassis mc-lag statistics

```
A:pc1# show redundancy multi-chassis mc-lag statistics
=====
Multi-Chassis Statistics
=====
Packets Rx                : 129816
Packets Rx Keepalive      : 129798
```

```

Packets Rx Config          : 3
Packets Rx Peer Config    : 5
Packets Rx State          : 10
Packets Dropped KeepaliveTask : 0
Packets Dropped Packet Too Short : 0
Packets Dropped Verify Failed : 0
Packets Dropped Tlv Invalid Size : 0
Packets Dropped Out of Seq : 0
Packets Dropped Unknown Tlv : 0
Packets Dropped Tlv Invalid LagId : 0
Packets Dropped MD5       : 0
Packets Dropped Unknown Peer : 0
Packets Tx                 : 77918
Packets Tx Keepalive      : 77879
Packets Tx Config         : 6
Packets Tx Peer Config    : 26
Packets Tx State          : 7
Packets Tx Failed         : 0
=====
  
```

A:pc1#

Sample Output: show redundancy multi-chassis mc-lag peer <ip-address> lag 2 statistics

```
A:pc1# show redundancy multi-chassis mc-lag peer 10.10.10.102 lag 2 statistics
```

```
=====
Multi-Chassis Statistics, Peer 10.10.10.102 Lag 2
=====
```

```

Packets Rx Config          : 1
Packets Rx State          : 4
Packets Tx Config         : 2
Packets Tx State          : 3
Packets Tx Failed         : 0
=====
  
```

A:pc1#

Sample Output: show redundancy multi-chassis mc-lag peer 10.10.10.102 statistics

```
A:pc1#show redundancy multi-chassis mc-lag peer 10.10.10.102 statistics
```

```
=====
Multi-Chassis Statistics, Peer 10.10.10.102
=====
```

```

Packets Rx                 : 129918
Packets Rx Keepalive       : 129900
Packets Rx Config         : 3
Packets Rx Peer Config    : 5
Packets Rx State          : 10
Packets Dropped State Disabled : 0
Packets Dropped Packets Too Short : 0
Packets Dropped Tlv Invalid Size : 0
Packets Dropped Tlv Invalid LagId : 0
Packets Dropped Out of Seq : 0
Packets Dropped Unknown Tlv : 0
Packets Dropped MD5       : 0
Packets Tx                 : 77979
Packets Tx Keepalive      : 77940
Packets Tx Peer Config    : 26
Packets Tx Failed         : 0
=====
  
```

A:pc1#

Sample Output: show redundancy multi-chassis sync

```
A:pc1# show redundancy multi-chassis sync
=====
Multi-chassis Peer Table
=====
Peer
-----
Peer IP Address      : 10.10.10.102
Description          : C01
Authentication       : Enabled
Source IP Address    : 10.10.10.101
Admin State          : Enabled
-----
Sync-status
-----
Client Applications  :
Sync Admin State     : Up
Sync Oper State      : Up
DB Sync State        : inSync
Num Entries          : 0
Lcl Deleted Entries  : 0
Alarm Entries        : 0
Rem Num Entries      : 0
Rem Lcl Deleted Entries : 0
Rem Alarm Entries    : 0
=====
Peer
-----
Peer IP Address      : 10.10.20.1
Authentication       : Disabled
Source IP Address    : 0.0.0.0
Admin State          : Disabled
=====
A:pc1#
```

Sample Output: show redundancy multi-chassis sync peer <ip-address>

```
pc1# show redundancy multi-chassis sync peer 192.0.2.1
=====
Multi-chassis Peer Table
=====
Peer
-----
Peer IP Address      : 192.0.2.1
Description          : (Not Specified)
Authentication       : Enabled
Source IP Address    : 192.0.2.2
Admin State          : Enabled
Warm standby         : No
Remote warm standby  : No
Sub-mgmt options
  DHCP lease threshold : Active (5 min.)
  Local / Remote       : 5 min. / 5 min
-----
Sync-status
-----
Client Applications  :
Sync Admin State     : Up
Sync Oper State      : Up
DB Sync State        : inSync
Num Entries          : 0
Lcl Deleted Entries  : 0
```

```

Alarm Entries      : 0
Rem Num Entries   : 0
Rem Lcl Deleted Entries : 0
Rem Alarm Entries : 0
=====
MCS Application Stats
=====
Application       : igmp
Num Entries       : 0
Lcl Deleted Entries : 0
Alarm Entries     : 0
-----
Rem Num Entries   : 0
Rem Lcl Deleted Entries : 0
Rem Alarm Entries : 0
-----
Application       : igmpSnooping
Num Entries       : 0
Lcl Deleted Entries : 0
Alarm Entries     : 0
-----
Rem Num Entries   : 0
Rem Lcl Deleted Entries : 0
Rem Alarm Entries : 0
-----
Application       : subMgmt
Num Entries       : 0
Lcl Deleted Entries : 0
Alarm Entries     : 0
-----
Rem Num Entries   : 0
Rem Lcl Deleted Entries : 0
Rem Alarm Entries : 0
-----
Application       : srrp
Num Entries       : 0
Lcl Deleted Entries : 0
Alarm Entries     : 0
-----
Rem Num Entries   : 0
Rem Lcl Deleted Entries : 0
Rem Alarm Entries : 0
=====
A:pcl#
  
```

Sample Output: show redundancy multi-chassis sync peer <ip-address> detail

```

A:pcl# show redundancy multi-chassis sync peer 10.10.10.102 detail
=====
Multi-chassis Peer Table
=====
Peer
-----
Peer IP Address    : 10.10.10.102
Description        : C01
Authentication    : Enabled
Source IP Address  : 10.10.10.101
Admin State       : Enabled
-----
Sync-status
-----
Client Applications :
Sync Admin State   : Up
  
```

```

Sync Oper State      : Up
DB Sync State       : inSync
Num Entries         : 0
Lcl Deleted Entries : 0
Alarm Entries       : 0
Rem Num Entries     : 0
Rem Lcl Deleted Entries : 0
Rem Alarm Entries   : 0
=====
MCS Application Stats
=====
Application         : igmp
Num Entries         : 0
Lcl Deleted Entries : 0
Alarm Entries       : 0
-----
Rem Num Entries     : 0
Rem Lcl Deleted Entries : 0
Rem Alarm Entries   : 0
-----
Application         : igmpSnooping
Num Entries         : 0
Lcl Deleted Entries : 0
Alarm Entries       : 0
-----
Rem Num Entries     : 0
Rem Lcl Deleted Entries : 0
Rem Alarm Entries   : 0
-----
Application         : subMgmt
Num Entries         : 0
Lcl Deleted Entries : 0
Alarm Entries       : 0
-----
Rem Num Entries     : 0
Rem Lcl Deleted Entries : 0
Rem Alarm Entries   : 0
-----
Application         : srrp
Num Entries         : 0
Lcl Deleted Entries : 0
Alarm Entries       : 0
-----
Rem Num Entries     : 0
Rem Lcl Deleted Entries : 0
Rem Alarm Entries   : 0
=====
Ports synced on peer 10.10.10.102
=====
Port/Encap          Tag
-----
1/1/1
  1-2                r1
=====
A:pc1#
  
```

Sample Output: show redundancy multi-chassis sync statistics

```

A:pc1# show redundancy multi-chassis sync statistics
=====
Multi-chassis Peer Sync Stats
=====
Peer IP Address      : 10.10.10.102
  
```

```

Packets Tx Total      : 511
Packets Tx Hello     : 510
Packets Tx Data      : 0
Packets Tx Other     : 1
Packets Tx Error     : 0
Packets Rx Total     : 511
Packets Rx Hello     : 510
Packets Rx Data      : 0
Packets Rx Other     : 1
Packets Rx Error     : 0
Packets Rx Header Err : 0
Packets Rx Body Err  : 0
Packets Rx Seq Num Err : 0
=====
Peer IP Address       : 10.10.20.1
Packets Tx Total     : 0
Packets Tx Hello     : 0
Packets Tx Data      : 0
Packets Tx Other     : 0
Packets Tx Error     : 0
Packets Rx Total     : 0
Packets Rx Hello     : 0
Packets Rx Data      : 0
Packets Rx Other     : 0
Packets Rx Error     : 0
Packets Rx Header Err : 0
Packets Rx Body Err  : 0
Packets Rx Seq Num Err : 0
=====
A:pc1#
  
```

Sample Output: show redundancy multi-chassis sync peer <ip-address> statistics

```

A:pc1# show redundancy multi-chassis sync peer 10.10.10.102 statistics
=====
Multi-chassis Peer Sync Stats
=====
Peer IP Address       : 10.10.10.102
Packets Tx Total     : 554
Packets Tx Hello     : 553
Packets Tx Data      : 0
Packets Tx Other     : 1
Packets Tx Error     : 0
Packets Rx Total     : 554
Packets Rx Hello     : 553
Packets Rx Data      : 0
Packets Rx Other     : 1
Packets Rx Error     : 0
Packets Rx Header Err : 0
Packets Rx Body Err  : 0
Packets Rx Seq Num Err : 0
=====
A:pc1#
  
```

multi-chassis

Syntax

multi-chassis

Context

[\[Tree\]](#) (clear>redundancy multi-chassis)

Full Context

clear redundancy multi-chassis

Description

Commands in this context clear multi-chassis parameters.

Platforms

All

16.91 multi-chassis-shunt-interface

multi-chassis-shunt-interface

Syntax

multi-chassis-shunt-interface

Context

[\[Tree\]](#) (show>ipsec multi-chassis-shunt-interface)

Full Context

show ipsec multi-chassis-shunt-interface

Description

This command displays information about configured multi-chassis shunt interfaces or the multi-chassis shunt interface information in the specified routing instance or service.

Platforms

7450 ESS, 7750 SR, 7750 SR-e, 7750 SR-s, VSR

Output

The following is an example of IPsec multi-chassis shunt interfaces. [Table 312: Multi-Chassis Shunt Interface Field Descriptions](#) describes the output fields

Sample Output

```
show>ipsec# multi-chassis-shunt-interface
=====
IPsec Multi-Chassis Shunt Interfaces
=====
Service Id  MC Shunt Interface Name      Next Hop      Resolved
-----
Base        to84                          130.100.14.4  Yes
```

Base	to85	130.110.15.5	Yes
400	to84	130.100.14.4	Yes
400	to85	130.110.15.5	Yes

No. of IPsec MC Shunt Interfaces: 4			

Table 312: Multi-Chassis Shunt Interface Field Descriptions

Label	Description
Service Id	The service ID
MC Shunt Interface Name	The multi-chassis shunt interface name
Next Hop	The next hop
Resolved	Resolved: Yes or No
No. of IPsec MC Shunt Interfaces	The total number of MC shunt interfaces

16.92 multicast-info-policy

multicast-info-policy

Syntax

multicast-info-policy [*policy-name*] [**detail**]

Context

[\[Tree\]](#) (show>mcast-management multicast-info-policy)

Full Context

show mcast-management multicast-info-policy

Description

This command displays multicast path management policy information.

Parameters

policy-name

Specifies the bandwidth policy name, up to 32 characters.

detail

Displays detailed information.

Platforms

All

Output

The following output is an example of multicast management bandwidth policy information.

Sample Output

```
A:PE1# show mcast-management multicast-info-policy "default" detail
=====
Multicast Info Policy
=====
-----
default
-----
Description          : (Not Specified)
Bundle default
  Description         : (Not Specified)
  Bw activity         : dynamic           Bw fall delay      : 30 s
  Admin bw           : 0 kbps            Preference         : 0
  Exp path type      : none              Keepalive override : 0 s
  Blackhole rate     : 0 kbps            Cong Prio Thd     : 4
  Ecmp opt Thd       : 7
  Prim tun if        : (Not Specified)
=====
Multicast Info Policies : 1
=====
A:PE1#
```

16.93 multilink-bundle

multilink-bundle

Syntax

multilink-bundle [*bundle-id* | *bpgrp-id* | *slot/mda* | **type** {*mlppp* | *ima-grp* | *mlfr*}] [**detail**]

multilink-bundle {*bundle-id* | *bpgrp-id* | *slot/mda*} [**ppp** | **ima** | **mlfr**]

multilink-bundle {*bundle-id* | *bpgrp-id*} **relations**

Context

[\[Tree\]](#) (show multilink-bundle)

Full Context

show multilink-bundle

Description

This command displays multilink bundle information. An operator can display:

- All bundles on the system/MDA or all bundles of a given type on the system by specifying the value of type filter to be either mlppp, mlfr or ima-grp.
- Bundle specific information in summary (no detail option) or detailed format (detail option specified) for one or more bundles

- Protocol specific information (example PPP or IMA) for the specified bundle
- ATM interface information for IMA groups see **show port atm** command for more details

Parameters

bundle-id

Specifies the multilink (PPP, MLFR or IMA) bundle to be associated with this IP interface.
The command syntax must be used as follows:

Syntax: *bundle-type-slot/mda.bundle-num*

bundle: keyword

type: ima, fr, ppp

bundle-ppp-slot/mda.bundle-num (Creates a multilink PPP bundle.) **bundle-ima-slot/
mda.bundle-num** (Creates an IMA group bundle.)

bundle-fr-slot/mda.bundle-num (Creates an MLFR group bundle.) bundle-num: 1 to 336

bgrp-id

Specifies a bundle protection group.

Values *bgrp-type-bgrp-num*

bgrp: keyword

type: ima, ppp

bpgrp-num: 1 to 2000

slot/mda

Specifies the slot and mda numbers associated to the IP interface.

Values *slot/mda*

slot: 1 to 10

mda: 1,2

type

Specifies the multi-link bundle group type.

ppp

Displays PPP bundle information.

ima, ima-grp

Displays IMA-type groups.

mlfr

Displays bundle MLFR information, or used to display MLFR-type groups.

mlppp

Displays MLPPP-type groups.

detail

Provides detailed information.

relations

Displays the working and protection bundles associated with this bundle-id.

Platforms

7450 ESS, 7750 SR-7/12/12e

Output

See the following sections for sample outputs:

- [Sample Output: show multilink-bundle](#)
- [Sample Output: show multilink-bundle detail](#)
- [Sample Output: show multilink-bundle ima-grp](#)
- [Sample Output: show multilink-bundle <bundle-id> \(showing PPP\)](#)
- [Sample Output: show multilink-bundle <bundle-id> detail \(showing Frame Relay\)](#)
- [Output Fields: show multilink-bundle](#)

Sample Output: show multilink-bundle

```
A:timetra-sim110# show multilink-bundle
=====
Bundle Summary
=====
Bundle      Type      Admin   Oper   Port   Min   Total/
Id          State    State   State  State  Links Active Links
-----
bundle-ppp-1/1.1  mlppp   Down    Down   Ghost   1     0/0
bundle-ima-1/1.2  ima     Down    Down   Link Up 1     1/0
-----
Bundles : 2
=====
A:timetra-sim110#
```

Sample Output: show multilink-bundle detail

```
*A:timetra-44-cpm2# show multilink-bundle detail
=====
Description      : MultiLink Bundle
Bundle Id        : bundle-ppp-1/1.1   Type           : mlppp
Admin Status     : up                   Oper Status    : down
Minimum Links    : 1                   Bundle IfIndex : 572522497
Total Links      : 3                   Active Links   : 0
Red Diff Delay   : 0                   Yellow Diff Delay : 0
Red Diff Delay Act : none                MRRU           : 1524
Short Sequence   : true                  Oper MRRU      : 1524
Oper MTU         : 1526                Fragment Threshold : 128 bytes
Up Time          : N/A                   Bandwidth      : 0 KBit
PPP Input Discards : 0                   Primary Member Port: 1/1/1.1.1.1.1.1
Mode             : access
Interleave-Frag  : false
-----
Member Port Id      #TS  Admin  Oper  Act  Down Reason      Up Time
-----
1/1/1.1.1.1.1.1    12   up     up    no   oper down        N/A
1/1/1.1.1.1.1.2    12   up     up    no   oper down        N/A
1/1/1.1.1.1.1.3    12   up     up    no   oper down        N/A
-----
Traffic Statistics
=====
Input              Output
-----
```

```

Octets          0          0
Packets        0          0
Errors         0          0
=====
Port Statistics
=====
                                     Input          Output
-----
Packets        0          0
Discards       0          0
Unknown Proto Discards  0
=====
*A:timetra-44-cpm2#
  
```

Sample Output: show multilink-bundle ima-grp

```

A:timetra-sim110# show multilink-bundle type ima-grp
=====
Bundle Summary
=====
Bundle      Type   Admin  Oper   Port   Min  Total/
Id          State State  State  State  Links Active Links
-----
bundle-ima-1/1.2  ima   Down   Down   Link Up  1    1/0
-----
Bundles : 1
=====
A:timetra-sim110#
  
```

Sample Output: show multilink-bundle <bundle-id> (showing PPP)

```

A:timetra-sim110# show multilink-bundle bundle-ppp-1/1.1
=====
Bundle Summary
=====
Bundle      Type   Admin  Oper   Port   Min  Total/
Id          State State  State  State  Links Active Links
-----
bundle-ppp-1/1.1  mlppp Down   Down   Ghost   1    0/0
-----
Bundles : 1
=====
A:timetra-sim110#

A:timetra-sim110# show multilink-bundle bundle-ppp-1/1.1 detail
=====
Bundle bundle-ppp-1/1.1 Detail
=====
Description      : MultiLink Bundle
Bundle Id        : bundle-ppp-1/1.1  Type           : mlppp
Admin Status     : down      Oper Status    : down
Minimum Links    : 1         Bundle IfIndex : 555745281
Total Links      : 0         Active Links   : 0
Red Diff Delay   : 0         Yellow Diff Delay : 0
Red Diff Delay Act : none      MRRU          : 1524
Short Sequence   : false    Oper MRRU     : 1524
Oper MTU         : 1522    Fragment Threshold : 128 bytes
Up Time         : N/A      Bandwidth      : 0 KBit
PPP Input Discards : 0      Primary Member Port: None
Interleave-Frag  : false
=====
  
```

```

Traffic Statistics
=====
-----
                                Input          Output
-----
Octets                          0          0
Packets                          0          0
Errors                           0          0
=====

Port Statistics
=====
-----
                                Input          Output
-----
Unicast Packets                  0          0
Multicast Packets                 0          0
Broadcast Packets                 0          0
Discards                         0          0
Known Proto Discards              0
=====

A:timetra-sim110#
  
```

Sample Output: show multilink-bundle <bundle-id> detail (showing Frame Relay)

```

*A:Cpm-A>config>port# show multilink-bundle

=====
Bundle Summary
=====
Bundle      Type      Admin   Oper    Port    Min  Total/
Id          State    State   State   State   Links Active Links
-----
bundle-fr-1/1.1  mlfr    Down    Down    Ghost    1    0/0
-----

Bundles : 1

=====
Bundle Summary
=====
Bundle      Type      Admin   Oper    Port    Min  Total/
Id          State    State   State   State   Links Active Links
-----
bundle-fr-1/1.1  mlfr    Down    Down    Ghost    1    0/0
-----

Bundles : 1

=====
*A:Cpm-A> show multilink-bundle bundle-fr-1/1.1 detail

=====
Bundle bundle-fr-1/1.1 Detail
=====
Description      : MultiLink Bundle
Bundle Id        : bundle-fr-1/1.1   Type           : mlfr
Admin Status     : down              Oper Status    : down
Minimum Links    : 1                Bundle IfIndex : 572530689
Total Links      : 0                Active Links   : 0
Red Diff Delay   : 0                Yellow Diff Delay : 0
Red Diff Delay Act : none             MRRU           : N/A
Short Sequence   : N/A              Oper MRRU      : N/A
Oper MTU         : 0                Fragment Threshold : 128 bytes
Up Time          : N/A              Bandwidth      : 0 KBit
PPP Input Discards : N/A          Primary Member Port: None
Mode             : access
Interleave-Frag  : N/A

=====
Traffic Statistics
  
```

```

=====
                                     Input          Output
-----
Octets                               0            0
Packets                              0            0
Errors                               0            0
=====

Port Statistics
=====
Input          Output
-----
Unicast Packets      0            0
Multicast Packets   0            0
Broadcast Packets    0            0
Discards             0            0
Unknown Proto Discards 0            0
=====

*A:Cpm-A> show multilink-bundle bundle-fr-1/1.1 mlfr frame-relay

=====
Frame Relay Info for bundle-fr-1/1.1
=====
Mode                : dte          LMI Type           : itu
FR Interface Status : fault
N391 DTE             : 6            N392 DCE           : 3
N392 DTE             : 3            N393 DCE           : 4
N393 DTE             : 4            T392 DCE           : 15
T391 DTE             : 10
Tx Status Enquiry   : 0            Rx Status Enquiry  : 0
Rx Status Messages  : 0            Tx Status Messages : 0
Status Message Timeouts : 0          Status Enquiry Timeouts : 0
Discarded Messages  : 0            Inv. RxSeqNum Messages : 0
=====

Service Access Points(SAP)
=====
Service Id          : 39
SAP                 : 1/1/2.3.5.2.2:18      Encap              : frRel
Description         : Default sap description for service id 39
Admin State         : Up                Oper State         : Up
Flags               : None
Multi Svc Site      : None
Last Status Change  : 12/02/2008 20:48:17
Last Mgmt Change    : 12/02/2008 20:46:38
Sub Type            : regular
Split Horizon Group: (Not Specified)

Admin MTU           : 4474                Oper MTU           : 4474
Ingr IP Fltr-Id     : n/a                Egr IP Fltr-Id    : n/a
Ingr Mac Fltr-Id    : n/a                Egr Mac Fltr-Id   : n/a
Ingr IPv6 Fltr-Id   : n/a                Egr IPv6 Fltr-Id  : n/a
tod-suite           : None                qinq-pbit-marking : both
Ing Agg Rate Limit  : max                Egr Agg Rate Limit: max
Endpoint            : N/A

FRF-12              : Disabled
Acct. Pol           : None                Collect Stats      : Disabled
-----

FRF12 on channel where sap resides:

=====
Service Access Points(SAP)

```



```

=====
Service Id      : 1
SAP             : 1/1/1.3.7.4.1:16      Encap           : frRel
Description     : sap-1-88.10.131.1
Admin State    : Up                    Oper State      : Up
Flags          : None
Multi Svc Site : None
Last Status Change : 12/02/2008 20:48:15
Last Mgmt Change  : 12/02/2008 20:46:36
Sub Type       : regular
Split Horizon Group: (Not Specified)
Admin MTU      : 9194                  Oper MTU        : 9194
Ingr IP Fltr-Id : n/a                  Egr IP Fltr-Id  : n/a
Ingr Mac Fltr-Id : n/a                  Egr Mac Fltr-Id : n/a
Ingr IPv6 Fltr-Id : n/a                 Egr IPv6 Fltr-Id : n/a
tod-suite      : None                  qinq-pbit-marking : both
Ing Agg Rate Limit : max                Egr Agg Rate Limit: max

FRF-12 (I/F)   : Enabled
Scheduling Class : 0
Acct. Pol      : None                  Collect Stats    : Disabled
Anti Spoofing  : None                  Avl Static Hosts : 0
                                           Tot Static Hosts : 0

Calling-Station-Id : n/a
Application Profile: None
-----

FRF12 ETE on sap capable of supporting it:

=====
Service Access Points(SAP)
=====
Service Id      : 1
SAP             : 1/1/1.1:16          Encap           : frRel
Description     : (Not Specified)
Admin State    : Up                    Oper State      : Up
Flags          : None
Multi Svc Site : None
Last Status Change : 12/02/2008 20:48:12
Last Mgmt Change  : 12/02/2008 20:46:36
Sub Type       : regular
Split Horizon Group: (Not Specified)

Admin MTU      : 9194                  Oper MTU        : 9194
Ingr IP Fltr-Id : n/a                  Egr IP Fltr-Id  : n/a
Ingr Mac Fltr-Id : n/a                  Egr Mac Fltr-Id : n/a
Ingr IPv6 Fltr-Id : n/a                 Egr IPv6 Fltr-Id : n/a
tod-suite      : None                  qinq-pbit-marking : both
Ing Agg Rate Limit : max                Egr Agg Rate Limit: max

FRF-12 (ETE)   : Enabled              Ete-Frag-Threshold: 128
Scheduling Class : 3
Acct. Pol      : None                  Collect Stats    :
Disabled
Anti Spoofing  : None                  Avl Static Hosts : 0
                                           Tot Static Hosts : 0

Calling-Station-Id : n/a
Application Profile: None
-----

```

Output Fields: show multilink-bundle

Table 313: [Output Fields: show multilink-bundle](#) describes the output fields for the **show multilink-bundle** command.

Table 313: Output Fields: show multilink-bundle

Label	Description
Type	Specifies the type of this multilink bundle. mlppp — Indicates that the bundle is of type MLPPP. ima — Indicates that the bundle is of type IMA group.
Admin State	Up — The bundle is administratively up. Down — The bundle is administratively down.
Oper State	Up — The bundle is operationally up. Down — The bundle is operationally down.
Port State	Displays the state level of the port. none — Indicates that the port is either in its initial creation state or is just about to be deleted. ghost — No member links are configured as part of this bundle. down — All member links are in "none", "ghost", or "down" state. linkUp — At least one member link is in port state "link up" but the bundle protocol is not yet operationally up (due to bundle protocol still coming up. For example, due to insufficient number of member links in "link up" state yet or to bundle being shut down. Up — Indicates that the bundle is ready to pass some kinds of traffic as the bundle protocol has come up (at least "minimum links" member links are in the port state up and the bundle protocol is up.)
Min Links Minimum Links	Displays the minimum number of links that must be active for a bundle to be active. If the number of active links drop below the given minimum then the multilink bundle will transition to an operation down state.
Bundle IfIndex	Displays the bundle's interface index number which reflects its initialization sequence.
Total Links	Displays the total number of member links configured for this bundle.
Active Links	Displays the total number of active links for the bundle.
Description	Displays configured description for this bundle.
Bundle Id	Displays the port ID for this bundle.
Red Diff Delay	Displays the maximum acceptable differential delay for individual circuits within this multilink bundle. If the delay exceeds this threshold, a trap is issued. The differential delay is calculated as the round-trip differential delay for MLPPP bundles, and as uni-directional differential delay for IMA bundles.
Fragment Threshold	Displays configured fragment threshold value for this bundle.

Label	Description
Up Time	Displays time elapsed since the last bundle transition to Up when part of bundle information. Displays time elapsed since the last link transition to active when part of member information.
Bandwidth	Displays bandwidth configured for this IMA bundle in kbytes.
Primary Port Member	Displays the portId of the IMA group member chosen as a Primary Port.
Member Port Id	Displays portId of each member of this bundle.
Admin	Displays administrative port status of a member link.
Oper	Displays operational port status of a member link.
Active	Displays whether a member link is active or not.
Down Reason	Displays the reason for why a member link is not active.
Traffic and Port statistics	The traffic and port statistics information displayed for bundles when detail option is selected is the same as information displayed for physical ports.

16.94 mvpn

mvpn

Syntax

mvpn

mvpn source-redundancy [root | leaf]

Context

[\[Tree\]](#) (show>router mvpn)

Full Context

show router mvpn

Description

This command displays multicast VPN related information. The router instance must be specified.

Parameters

root

Displays root information.

leaf

Displays leaf information.

Platforms

All

Output

The following are examples of MVPN information.

Sample Output

```
*A:Dut-C# show router 1 mvpn
=====
MVPN 1 configuration data
=====
signaling           : Bgp                auto-discovery      : Default
UMH Selection       : Highest-Ip          SA withdrawn        : Disabled
intersite-shared    : Enabled              Persist SA          : Disabled
vrf-import          : N/A
vrf-export          : N/A
vrf-target          : unicast
C-Mcast Import RT  : target:10.20.1.4:105

ipmsi               : rsvp IpmsiTemplate
i-pmsi P2MP AdmSt   : Up
i-pmsi Tunnel Name  : IpmsiTemplate-1-74216
enable-bfd-root     : false                enable-bfd-leaf     : false
Mdt-type            : sender-receiver

BSR signalling      : none
Wildcard s-pmsi    : false
spmsi              : rsvp SpmsiTemplate
s-pmsi P2MP AdmSt   : Up
max-p2mp-spmsi     : 4000
data-delay-interval: 3 seconds
enable-asm-mdt     : N/A
data-threshold      : 224.0.0.0/4 --> 1 kbps
rx-threshold        : 224.0.0.0/4 --> pe-thres-add 2 --> pe-thres-delete 4
data-threshold      : ff00:db8:/8 --> 1 kbps
rx-threshold        : ff00:db8:/8 --> pe-thres-add 2 --> pe-thres-delete 4
=====

*A:Dut-D# show router 21 mvpn
=====
MVPN 21 configuration data
=====
signaling           : Bgp                auto-discovery      : Default
UMH Selection       : Highest-Ip          SA withdrawn        : Disabled
intersite-shared    : Enabled              Persist SA          : Disabled
vrf-import          : N/A
vrf-export          : N/A
vrf-target          : unicast
C-Mcast Import RT  : target:10.20.1.4:106

ipmsi               : ldp
i-pmsi P2MP AdmSt   : Up
i-pmsi Tunnel Name  : mpls-if-74217
Mdt-type            : sender-receiver

BSR signalling      : none
Wildcard s-pmsi    : false
spmsi              : ldp
```

```

s-pmsi P2MP AdmSt : Up
max-p2mp-spmsi   : 4000
data-delay-interval: 3 seconds
enable-asm-mdt   : N/A
data-threshold   : 224.0.0.0/4 --> 1 kbps
rx-threshold     : 224.0.0.0/4 --> pe-thres-add 2 --> pe-thres-delete 4
data-threshold   : ff00:db8:/8 --> 1 kbps
rx-threshold     : ff00:db8:/8 --> pe-thres-add 2 --> pe-thres-delete 4
=====

*A:DUT-B# show router 1 mvpn
=====
MVPN 1 configuration data
=====
signaling          : Bgp          auto-discovery      : Default
UMH Selection      : Tunnel-Status SA withdrawn          : Disabled
intersite-shared   : Enabled      Persist SA          : Disabled
vrf-import         : N/A
vrf-export         : N/A
vrf-target         : unicast
C-Mcast Import RT : target:10.20.1.2:27
ipmsi              : ldp
i-pmsi P2MP AdmSt : Up
i-pmsi Tunnel Name: mpls-if-74044
Mdt-type           : sender-receiver
ipmsi UMH RM       : Enabled
bandwidth          : 1000 kbps      revertive timer     : 40 seconds
BSR signalling     : none
Wildcard s-pmsi   : Disabled
Multistream-SPMSI : Disabled
spmsi              : ldp
s-pmsi P2MP AdmSt : Up
max-p2mp-spmsi    : 5
data-delay-interval: 3 seconds
enable-asm-mdt    : N/A
data-threshold    : 224.0.0.0/4 --> 0 kbps
spmsi UMH RM      : Enabled
group             : 227.1.1.1/32      source              : 150.1.1.8/32
bandwidth         : 1000 kbps      revertive timer     : 40 seconds
group             : 227.1.1.2/32      source              : 150.1.1.8/32
bandwidth         : 1000 kbps      revertive timer     : 40 seconds
group             : 227.1.1.3/32      source              : 150.1.1.8/32
bandwidth         : 1000 kbps      revertive timer     : 40 seconds
group             : 227.1.1.4/32      source              : 150.1.1.8/32
bandwidth         : 1000 kbps      revertive timer     : 40 seconds
group             : 227.1.1.5/32      source              : 150.1.1.8/32
bandwidth         : 1000 kbps      revertive timer     : 40 seconds
  
```

16.95 mvpn-ipv4

mvpn-ipv4

Syntax

mvpn-ipv4 [**aspath-regex** *reg-exp*] [**community** *comm-id*] [**rd** *rd*] [**brief**] [**type** *mvpn-type*] [**originator-ip** *ip-address*] [**source-ip** *ipv4 address* | *ipv6 address*] [**group-ip** *ipv4 address* | *ipv6 address*] [**source-as** *as-number*]

mvpn-ipv4 [**aspath-regex** *reg-exp*] **hunt** [**community** *comm-id*] [**rd** *rd*] [**brief**] [**type** *mvpn-type*] [**originator-ip** *ip-address*] [**source-ip** *ipv4 address* | *ipv6 address*] [**group-ip** *ipv4 address* | *ipv6 address*] [**source-as** *as-number*]

mvpn-ipv4 [**detail** | **longer**] [**aspath-regex** *reg-exp*] [**community** *comm-id*] [**rd** *rd*] [**type** *mvpn-type*] [**originator-ip** *ip-address*] [**source-ip** *ipv4 address* | *ipv6 address*] [**group-ip** *ipv4 address* | *ipv6 address*] [**source-as** *as-number*]

Context

[\[Tree\]](#) (show>router>bgp>routes mvpn-ipv4)

Full Context

show router bgp routes mvpn-ipv4

Description

This command displays BGP MVPN IPv4 routes.

Parameters

reg-exp

Displays routes matching the specified regular expression, up to 80 characters.

hunt

Displays entries for the specified route.

comm-id

Specifies the community ID, up to 72 characters.

Values [*as-num:comm-val* | *ext-comm* | *well-known-comm* | *large-comm*]

where:

- *as-num* — 0 to 65535
- *comm-val* — 0 to 65535
- *ext-comm* — the extended community, defined as one of the following:
 - *{target | origin}:ip-address:comm-val*
 - *{target | origin}:asnum:ext-comm-val*
 - *{target | origin}:ext-asnum:comm-val*
 - **bandwidth:asnum:val-in-mbps**
 - **ext:4300:ovstate**
 - **ext:value1:value2**

– **flowspec-set:ext-asnum:group-id**

where:

- *target* — route target
- *origin* — route origin
- *ip-address* — a.b.c.d
- *ext-comm-val* — 0 to 4294967295
- *ext-asnum* — 0 to 4294967295
- **bandwidth** — bandwidth
- *val-in-mbps* — 0 to 16777215
- **ext** — extended
- **ext:4300** — origin verification
- *ovstate* — 0, 1, or 2 (0 for valid, 1 for not found, 2 for invalid)
- *value1* — 0000 to FFFF
- *value2* — 0 to FFFFFFFFFF
- **flowspec-set** — flow-spec set
- *group-id* — 0 to 16383
- *well-known-comm* — **null** | **no-export** | **no-export-subconfed** | **no-advertise** | **blackhole**
- *large-comm* — *asn-or-ex:val-or-ex:val-or-ex*

rd

Displays information for the route distinguisher.

Values *ip-addr:comm-val* | *2byte-asnumber:ext-comm-val* | *4byte-asnumber:comm-val*

brief

Displays the BGP MVPN IPv4 route information in a brief format.

mvpn-type

Displays information for the specified MVPN route type.

Values *intra-ad* | *inter-ad* | *spmsi-ad* | *leaf-ad* | *source-ad* | *shared-join* | *source-join*

ip-address

Specifies the originator IP address.

Values a.b.c.d

ipv4 address | **ipv6 address**

Displays the IPv4 or IPv6 address expressed in dotted decimal notation.

Values *ipv4-address:* a.b.c.d

ipv6-address: x:x:x:x:x:x:x (eight 16-bit pieces)
x:x:x:x:x:d.d.d.d
x: [0 to FFFF]H
d: [0 to 255]D

as-number

Specifies the source AS number.

Values 0 to 4294967295

Platforms

All

16.96 mvpn-ipv6

mvpn-ipv6

Syntax

mvpn-ipv6 [**type** *mvpn-type*] [**rd** *rd*] [**originator-ip** *ip-address*] [**source-ip** *ipv4 address* | *ipv6 address*] [**group-ip** *ipv4 address* | *ipv6 address*] [**source-as** *as-number*] [**detail** | **longer**] [**aspath-regex** *reg-exp*] [**community** *comm-id*]

mvpn-ipv6 [**type** *mvpn-type*] [**rd** *rd*] [**originator-ip** *ip-address*] [**source-ip** *ipv4 address* | *ipv6 address*] [**group-ip** *ipv4 address* | *ipv6 address*] [**source-as** *as-number*] **brief** [**aspath-regex** *reg-exp*] [**community** *comm-id*]

mvpn-ipv6 [**type** *mvpn-type*] [**rd** *rd*] [**originator-ip** *ip-address*] [**source-ip** *ipv4 address* | *ipv6 address*] [**group-ip** *ipv4 address* | *ipv6 address*] [**source-as** *as-number*] **hunt** [**aspath-regex** *reg-exp*] [**community** *comm-id*]

Context

[\[Tree\]](#) (show>router>bgp>routes mvpn-ipv6)

Full Context

show router bgp routes mvpn-ipv6

Description

This command displays BGP MVPN IPv6 routes.

Parameters

mvpn-type

Displays information for the specified MVPN route type.

Values intra-ad | inter-ad | spmsi-ad | leaf-ad | source-ad | shared-join | source-join

rd

Displays information for the route distinguisher.

Values *ip-addr:comm-val* | *2byte-asnumber:ext-comm-val* | *4byte-asnumber:comm-val*

ip-address

Specifies the originator IP address.

Values a.b.c.d

ipv4 address | ipv6 address

Displays the IPv4 or IPv6 address expressed in dotted decimal notation.

Values

ipv4-address:	a.b.c.d
ipv6-address:	x:x:x:x:x:x (eight 16-bit pieces)
	x:x:x:x:x:d.d.d.d
	x: [0 to FFFF]H
	d: [0 to 255]D

as-number

Specifies the source AS number.

Values 0 to 4294967295

detail

Displays detailed information.

longer

Displays the specified route and subsets of the route.

brief

Displays the BGP MVPN IPv6 route information in a brief format.

reg-exp

Displays routes matching the specified regular expression, up to 80 characters.

comm-id

Specifies the community ID, up to 72 characters.

Values [*as-num:comm-val* | *ext-comm* | *well-known-comm* | *large-comm*]

where:

- *as-num* — 0 to 65535
- *comm-val* — 0 to 65535

- *ext-comm* — the extended community, defined as one of the following:
 - *{target | origin}:ip-address:comm-val*
 - *{target | origin}:asnum:ext-comm-val*
 - *{target | origin}:ext-asnum:comm-val*
 - **bandwidth**:*asnum:val-in-mbps*
 - **ext:4300**:*ovstate*
 - **ext**:*value1:value2*
 - **flowspec-set**:*ext-asnum:group-id*where:
 - *target* — route target
 - *origin* — route origin
 - *ip-address* — a.b.c.d
 - *ext-comm-val* — 0 to 4294967295
 - *ext-asnum* — 0 to 4294967295
 - **bandwidth** — bandwidth
 - *val-in-mbps* — 0 to 16777215
 - **ext** — extended
 - **ext:4300** — origin verification
 - *ovstate* — 0, 1, or 2 (0 for valid, 1 for not found, 2 for invalid)
 - *value1* — 0000 to FFFF
 - *value2* — 0 to FFFFFFFFFF
 - **flowspec-set** — flow-spec set
 - *group-id* — 0 to 16383
- *well-known-comm* — **null** | **no-export** | **no-export-subconfed** | **no-advertise** | **blackhole**
- *large-comm* — *asn-or-ex:val-or-ex:val-or-ex*

Platforms

All

16.97 mvpn-list

mvpn-list

Syntax

```
mvpn-list [type type] [auto-discovery auto-discovery] [signalling
signalling] [group group]
```

Context

[\[Tree\]](#) (show>router mvpn-list)

Full Context

```
show router mvpn-list
```

Description

This command displays the list of multicast VPNs.

Parameters

type

Specifies the MVPN type.

Values pim, rsvp, ldp

auto-discovery

Specifies the auto-discovery mode.

Values none, default, mdt-s

signalling

Specifies the signalling type.

Values bgp, pim

group

Specifies the group address.

Platforms

All

Output

The following is an example of router MVPN list information.

Sample Output

```
*A:Dut-D# show router mvpn-list

Legend: Sig = Signal  Pim-a = pim-asm  Pim-s = pim-ssm  A-D = Auto-Discovery
SR = Sender-Receiver  SO = Sender-Only  RO = Receiver-Only
=====
MVPN List
=====
VprnID   A-D     iPmsi/sPmsi  GroupAddr/Lsp-Template      IPv4(S,G)/(*,G)
```

Sig	Mdt-Type	IPv6(S,G)/(*,G)		
100	None Pim	Pim-a/None N/A	239.100.201.101	0/0 0/0

Total Mvpngs : 1				
=====				
Total		PIM	RSVP	MLDP

I-PMSI tunnels		1	0	0
TX S-PMSI tunnels		0	0	0
RX S-PMSI tunnels		0	0	0
RX PSEUDO S-PMSI tunnels	0	0	0	0

Total IPv4 (S,G)/(*,G) : 0/0				
Total IPv6 (S,G)/(*,G) : 0/0				
=====				
*A:Dut-D#				

16.98 mvr

```
mvr
```

Syntax

```
mvr
```

Context

[\[Tree\]](#) (show>service>id>mld-snooping mvr)

Full Context

```
show service id mld-snooping mvr
```

Description

This command displays multicast VPLS registration information.

Platforms

All

```
mvr
```

Syntax

```
mvr
```

Context

[\[Tree\]](#) (show>service>id>igmp-snooping mvr)

Full Context

```
show service id igmp-snooping mvr
```

Description

This command displays Multicast VPLS Registration (MVR) information.

Platforms

All

Output

The following output is an example of IGMP snooping mvr information.

Sample Output

```
A:ALA-1>show>service>id>snooping# mvr
=====
IGMP Snooping Multicast VPLS Registration info for service 10
=====
IGMP Snooping Admin State : Up

MVR Admin State           : Up
MVR Policy                 : mvr-policy
-----
Local SAPs/SDPs
-----
Svc Id      Sap/Sdp      Oper      From      Num Local
            Id              State     VPLS      Groups
-----
100         sap:1/1/10:10  Up        Local     100
100         sap:1/1/10:20  Up        Local     100
-----
MVR SAPs (from-vpls=10)
-----
Svc Id      Sap/Sdp      Oper      From      Num MVR
            Id              State     VPLS      Groups
-----
20         sap:1/1/4:100  Up        10        100
30         sap:1/1/31:10.10  Up        10        100
=====
A:ALA-1>show>service>id>snooping#
```

[Table 314: IGMP Snooping Mvr Field Descriptions](#) describes the show igmp-snooping mvr output fields:

Table 314: IGMP Snooping Mvr Field Descriptions

Label	Description
IGMP Snooping Admin State	The IGMP snooping administrative state
MVR Admin State	The MVR administrative state
MVR Policy	The MVR policy name
Svc ID	The service ID

Label	Description
Sap/SDP	The SAP or SDP ID
Oper State	The operational state
From VPLS	The originating VPLS name
Num Local Groups	The number of local groups

17 n Commands

17.1 nat

```
nat
```

Syntax

```
nat
```

Context

[\[Tree\]](#) (tools>perform nat)

[\[Tree\]](#) (tools>dump nat)

Full Context

```
tools perform nat
```

```
tools dump nat
```

Description

This command enables the dump or perform tools for NAT.

Platforms

7450 ESS, 7750 SR, 7750 SR-e, 7750 SR-s, VSR

```
nat
```

Syntax

```
nat
```

Context

[\[Tree\]](#) (clear nat)

Full Context

```
clear nat
```

Description

Commands in this context clear NAT commands.

Platforms

7450 ESS, 7750 SR, 7750 SR-e, 7750 SR-s, VSR

nat

Syntax

nat

Context

[\[Tree\]](#) (show>router nat)

Full Context

show router nat

Description

Commands in this context display NAT related information.

Platforms

7450 ESS, 7750 SR, 7750 SR-e, 7750 SR-s, VSR

nat

Syntax

nat

Context

[\[Tree\]](#) (show>service nat)

Full Context

show service nat

Description

Commands in this context display NAT information.

Platforms

7450 ESS, 7750 SR, 7750 SR-e, 7750 SR-s, VSR

17.2 nat-group

nat-group

Syntax

nat-group

nat-group *nat-group-id* [**associations**]

nat-group *nat-group-id* [**associations**]

nat-group *nat-group-id* **inter-chassis-redundancy**

nat-group *nat-group-id* **statistics inter-chassis-redundancy**

nat-group *nat-group-id* **statistics mda mda-id** [**non-zero-value-only**]

nat-group *nat-group-id* **member member-number**

nat-group *nat-group-id* **member member-number inter-chassis-redundancy**

nat-group *nat-group-id* **member member-number statistics inter-chassis-redundancy**

nat-group *nat-group-id* **member member-number reassembly-statistics** [**non-zero-value-only**]

nat-group *nat-group-id* **member member-number statistics** [**non-zero-value-only**]

nat-group [*nat-group-id*] **members**

Context

[\[Tree\]](#) (show>isa nat-group)

Full Context

show isa nat-group

Description

This command lists all active member ISAs (or group members). Up to 16 group members can be displayed (16 is the supported number of LAG links). Members can share physical ISAs (MDAs) and the physical locality of the group members can be determined from the **Mda** column in the output.

The number of group members will be <=X and the actual number of displayed group members will depend on the configuration based calculation.

Parameters

nat-group-id

Specifies the NAT group ID.

Values 1 to 4

associations

Displays associations applicable to the specified NAT group.

statistics

Displays NAT group statistics.

member

Displays statistics information about the resources of a member of a NAT ISA group.

member-number

Specifies the member number.

Values 1 to 255

non-zero-value-only

Displays statistics information display whose value is bigger than zero.

reassembly-statistics

Displays statistics information about IP datagram reassembly on NAT-capable ISA groups.

inter-chassis-redundancy

Displays information about inter-chassis redundancy.

Platforms

7450 ESS, 7750 SR, 7750 SR-e, 7750 SR-s, VSR

Output

The following shows output examples.

Sample Output

```

show isa nat-group
=====
ISA NAT Group Summary
=====
Mda Group 1 Group 2 Group 3
-----
3/1 active - -
3/2 - active busy
4/1 - busy active
4/2 - standby standby
=====

*A:SR12_PPP0E>config>isa>nat-group# show isa nat-group 1
=====
ISA NAT Group 1
=====
Admin state           : inService
Operational state     : inService
Active MDA limit      : 2
-----
NAT specific information for ISA group 1
-----
Reserved sessions     : 0
High Watermark (%)    : (Not Specified)
Low Watermark (%)     : (Not Specified)
Accounting policy     : my-acct-plcy
Last Mgmt Change      : 01/28/2012 14:47:59
-----
ISA Group 1 members
=====
Group Member      State      Mda  Addresses  Blocks  Se-% Hi Se-Prio
-----
1      1      active    3/1  3          3        < 1  N  0
1      2      active    3/2  4          4        < 1  N  0
-----
No. of members: 2
=====

```

A:SR12_PPPOE#

*A:SR12_PPPOE>config>isa>nat-group# show isa nat-group

=====

ISA NAT Group Summary

=====

Mda	Group 1	Group 2	Group 3	Group 4
2/1	-	provisioned	-	-
3/1	active	-	up	-
3/1	active	-	up	-
3/2	active	-	up	-
3/2	active	-	up	-

=====

A:SR12_PPPOE#

*A:SR12_PPPOE>config>isa>nat-group# show isa nat-group 1

=====

ISA NAT Group 1

=====

Admin state : inService
 Operational state : inService
 Active MDA limit : 2

NAT specific information for ISA group 1

Reserved sessions : 0
 High Watermark (%) : (Not Specified)
 Low Watermark (%) : (Not Specified)
 Accounting policy : my-acct-plcy
 Last Mgmt Change : 01/28/2012 14:47:59

=====

ISA Group 1 members

=====

Group	Member	State	Mda	Addresses	Blocks	Se-%	Hi	Se-Prio
1	1	active	3/1	3	3	< 1	N	0
1	2	active	3/2	4	4	< 1	N	0

No. of members: 2

=====

A:SR12_PPPOE#

A:SR12_PPPOE# show isa nat-group 3 member 1 statistics

=====

ISA NAT Group 3 Member 1

=====

no resource : 0
 pkt rx on wrong port : 0
 unsupported protocol : 0
 no host or host group : 0
 no ip or port : 0
 no matching flow : 3
 max flow exceeded : 0
 TCP no flow for RST : 0
 TCP no flow for FIN : 0
 TCP no flow : 0
 addr. dep. filtering : 0
 ICMP type unsupported : 0

```

ICMP local unsupported           : 0
ICMP checksum error             : 0
ICMP embedded checksum error    : 0
ICMP unsupported L4             : 0
ICMP too short                  : 0
ICMP length error               : 0
Pkt not IPv4 or IPv6           : 0
Pkt rcv error                   : 0
Pkt error                       : 0
IPv4 header checksum violation  : 0
IPv4 header malformed          : 0
IPv4 malformed packet          : 0
IPv4 ttl zero                   : 0
IPv4 opt /IPv6 ext headers     : 0
IPv4 undefined error           : 0
IPv6 fragments unsupported      : 0
TCP/UDP malformed              : 0
TCP/UDP checksum failure       : 0
TCP/UDP length error           : 0
Pkt send error                 : 0
no buf to copy pkt             : 0
no policy                       : 0
locked by mgmt core            : 0
port range log failed          : 0
MTU exceeded                   : 0
DS Lite unrecognized next hdr  : 0
DS Lite unknown AFTR          : 0
too many fragments for IP packet : 0
too many fragmented packets    : 0
too many fragment holes       : 0
too many frags buffered        : 0
fragment list expired          : 0
fragment rate too high         : 0
flow log failed                : 0
no multiple host or subscr. IPs allowed : 0
to local                       : 1
to local ignored               : 0
NAT64 disabled                 : 0
NAT64 invalid src addr        : 0
NAT64 frag has zero checksum   : 0
NAT64 v4 has zero checksum     : 0
NAT64 ICMP frag unsupported    : 0
CPM out of memory              : 0
new flow                       : 1
TCP closed                     : 1
TCP expired                     : 0
UDP expired                     : 0
ICMP expired                   : 0
ICMP local                     : 0
found flow                     : 34
ARPs ignored                   : 4
Fragments RX L2A               : 0
Fragments RX LSN               : 0
Fragments RX DSL               : 0
Fragments RX OUT               : 0
Fragments TX L2A               : 0
Fragments TX LSN               : 0
Fragments TX DSL               : 0
Fragments TX NAT64            : 0
Fragments TX OUT               : 0
flow create logged             : 0
flow delete logged             : 0
flow log pkt tx                : 0
=====

```

```
A:SR12_PPPOE#

config>isa# show isa nat-group 1 member 1 statistics
=====
ISA NAT Group 1 Member 1
=====
no resource : 0
[eNatFlowNoResource] "no resource",\
->the default, all errors without more specific reason

[eNatFlowWrongPort] "pkt rx on wrong port",\
-> packet came in on wrong port on ISA

[eNatFlowWrongProt] "unsupported protocol",\
-> protocol is not UDMP/TCP/ICMP

[eNatFlowNoHostGrp] "no host or host group",\
-> cannot create new host group because out of resources, or
current host group is not usable at the moment (because in a transient
state)

[eNatFlowNoIpOrPort] "no ip or port",\
-> no Ip or port range available

[eNatFlowNoMatchingFlow] "no matching flow",\
-> no matching flow found

[eNatFlowMaxExceeded] "max flow exceeded",\
-> max flows for subscriber exceeded

[eNatFlowTcpUnexpectedRst] "TCP no flow for RST",\
[eNatFlowTcpUnexpectedFin] "TCP no flow for FIN",\
[eNatFlowTcpUnexpected] "TCP no flow",\
-> TCP state machine problem

[eNatFlowAddressDependentFiltering] "addr. dep. filtering",\
-> pkt dropped because of addr. dependent filtering

[eNatFlowUnsupportedICMP] "ICMP type unsupported",\
-> unsupported icmp type

[eNatFlowUnsupportedLocalICMP] "ICMP local unsupported",\
-> packet to ip address on ISA is not an echo request

[eNatFlowIcmpChecksumError] "ICMP checksum error",\
-> ICMP checksum error

[eNatFlowIcmpEmbeddedPktChecksumError] "ICMP embedded checksum
error",\
-> checksum error on embedded IP header

[eNatFlowIcmpEmbeddedPktUnsupportedL4] "ICMP unsupported L4",\
-> embedded IP packet is not UDP/TCP

[eNatFlowIcmpTooShort] "ICMP too short",\
-> packet too short to include the ICMP header

[eNatFlowIcmpLengthError] "ICMP length error",\
-> packet too short to include the embedded header

[eNatFlowPacketErrorNotIp] "Pkt not IPv4 or IPv6",\
[eNatFlowPacketErrorRecv] "Pkt rcv error",\
[eNatFlowPacketError] "Pkt error",\
```

```

[eNatFlowPacketErrorIpv4HdrChk]          "IPv4 header checksum
violation",\
[eNatFlowPacketErrorIpv4HdrMal]          "IPv4 header malformed",\
[eNatFlowPacketErrorIpv4PktMal]          "IPv4 malformed packet",\
[eNatFlowPacketErrorIpv4TtlZero]         "IPv4 ttl zero",\
[eNatFlowPacketErrorIpv4Optv6Ext]        "IPv4 opt /IPv6 ext headers",\
[eNatFlowPacketErrorIpv4Bad]             "IPv4 undefined error", \
[eNatFlowPacketErrorIpv6Frag]            "IPv6 fragments unsupported",\
[eNatFlowPacketErrorTcpUdpMal]           "TCP/UDP malformed",\
[eNatFlowPacketErrorTcpUdpChk]           "TCP/UDP checksum failure",\
[eNatFlowPacketErrorTcpUdpLen]           "TCP/UDP length error",\
-> malformed incoming packet

[eNatFlowPacketSendError]                 "Pkt send error",\
-> failed to tx the packet

[eNatFlowPacketNoCpyBuf]                  "no buf to copy pkt",\
-> failed to copy the packet to another buffer needed for
correct processing

[eNatFlowLockedByMgmtCore]                 "locked by mgmt core",\
-> resources temp. locked by the mgmt core

[eNatFlowPRLogFailed]                     "port range log failed",\
-> port range log failed

[eNatFlowMtuExceeded]                     "MTU exceeded",\
-> outgoing packet too big for DS-Lite tunnel or nat64 mtu

[eNatFlowDslUnrecNextHdr]                 "DS Lite unrecognized next
hdr",\
->ipv6 pkt has wrong next header

[eNatFlowDslUnknownAFTR]                  "DS Lite unknown AFTR",\
-> AFTR address is unrecognised

[eNatFlowTooManyFrgsForIpPkt]             "too many fragments for IP
packet",\
[eNatFlowTooManyFragmentedPkts]           "too many fragmented
packets",\
[eNatFlowTooManyFragHoles]                "too many fragment holes",\
[eNatFlowFragListExpire]                  "fragment list expired",\
[eNatFlowTooManyFragBufs]                 "too many frags buffered",\
[eNatFlowFragRateTooHigh]                 "fragment rate too high",\
-> various fragment problems

[eNatFlowNoPolicy]                        "no policy",\
->vrf not mapped to a policy

[eNatFlowLogFailed]                       "flow log failed",\
-> flow logging cannot follow the setup rate

[eNatFlowMultiHostOrSubscrIp]             "no multiple host or
subscr. IPs allowed",\
->multiple hosts or subscribers on the inside in use without
port translation

[eNatFlowToLocalError]                    "to local ignored",\
-> radius authentication failure (?)

[eNatFlow64Disabled]                      "NAT64 disabled",\
-> nat64 was disabled

[eNatFlow64InvalidSource]                 "NAT64 invalid src addr",\

```

```
-> source address matches pref64

[eNatFlow64FragZeroChecksum]          "NAT64 frag has zero
checksum",\
-> v4 UDP frag has zero checksum

[eNatFlow64ZeroChecksum]              "NAT64 v4 has zero checksum",\
-> v4 UDP has zero checksum, and policy configured to drop

[eNatFlow64FragIcmp]                  "NAT64 ICMP frag unsupported"\
->v4 fragmented ICMP
```

```
show isa nat-group 3
```

```
=====
ISA NAT Group 3
=====
```

```
Description           : nat-group-3
Admin state            : inService
Operational state     : inService
Degraded               : false
Redundancy             : inter-chassis
Active MDA limit       : 1
Failed MDA limit       : 0
Scaling profile        : profile1
-----
```

```
NAT specific information for ISA group 3
-----
```

```
Reserved sessions      : 0
High Watermark (%)     : (Not Specified)
Low Watermark (%)      : (Not Specified)
Accounting policy      : (Not Specified)
UPnP mapping limit     : 524288
Suppress LsnSubBlksFree : false
LSN support            : enabled
Last Mgmt Change       : 05/28/2020 17:48:58
-----
```

```
=====
ISA Group 3 members
=====
```

Group	Member	State	MDA/VM	Addresses	Blocks	Se-%	Hi	Se-Prio
3	1	active	esa-4/2	65536	262144	< 1	N	0

```
-----
No. of members: 1
=====
```

```
show isa nat-group 3 inter-chassis-redundancy
```

```
=====
NAT inter-chassis redundancy
=====
```

```
State                   : active
State changes           : 3
Time of last change     : 05/28/2020 17:49:06
In control              : true
Health                  : 1000
Peer health             : 1000
Preferred               : false
Peer preferred          : false
=====
```

```
show isa nat-group 3 statistics inter-chassis-redundancy
=====
```

```
NAT inter-chassis redundancy statistics
=====
Transmitted frames                : 1227
Transmission failures             : 0
Received frames                   : 1206
Receive failures (wrong peer)     : 0
Keepalive timeouts                : 0
=====
```

Table 315: CPM Statistics Descriptions

Field	Description
Transmitted frames	Displays the total number of transmitted frames on the CPM level.
Transmission failures	Displays the transmission failures, for example due to missing route to the peer.
Received frames	Displays the total number of received frames on the CPM level.
Received failures (wrong peer)	Displays the received failures due to wrong peer.
Keepalive timeouts	Displays the total number of keepalive timeouts.

```
show isa nat-group 3 member 1 inter-chassis-redundancy
=====
NAT inter-chassis redundancy member state
=====
State                : active
Peer state           : standby
Local IP address     : 12.12.1.1
Remote IP address    : 12.12.0.1
Unsupported flows    : 0
Tracked flows        : 888074
Tracked flows not synced : 112
Tracked flows pending : 960
Flows synced         : 887002
Flows marked to delete : 0
Flows delete pending : 0
Time of last failure : N/A
Failure cause        : N/A
=====
```

Table 316: ISA Statistics Descriptions

Field	Description
State	Displays the state of the NAT inter-chassis redundancy member.
Peer state	Displays the state of the peer.
Local IP address	Displays the local IP address.

Field	Description
Remote IP address	Displays the IP address of the remote client.
Unsupported flows	Displays the flows other than TCP/UDP/ICMP in 1:1 NAT that are agnostic and by default created per subscriber by configuration on both nodes. There is no need to synchronize such flows.
Tracked flows	Displays the TCP/UDP/ICMP flows.
Tracked flows not synced	Displays the outstanding flows on the active node waiting to be synchronized (transient condition). On the standby node, all flows are in this state.
Tracked flows pending	Displays the flows waiting to be acknowledged.
Flows synced	Displays the flows that are synchronized.
Flows marked to delete	Displays the flows marked to be deleted due to a timeout, deleted pinhole or simply as a result of an invoked clear command.
Flows delete pending	Displays the flows waiting to be deleted due to a timeout, deleted pinhole or simply as a result of an invoked clear command.
Time of last failure	Displays the time of the last ISA failure.
Failure cause	Displays the cause of the ISA failure.

```

show isa nat-group 3 member 1 statistics inter-chassis-redundancy
=====
NAT inter-chassis redundancy member statistics
=====
Transmitted frames                : 16540
Retransmitted frames              : 0
Transmitted flow create messages  : 1823651
Transmitted flow delete messages  : 929264
Transmitted ALG frames            : 0
Received frames                   : 32745
Received flow create messages     : 0
Received flow delete messages     : 0
Received ALG frames               : 0
Dropped flow create messages (no policy) : 0
Dropped flow create messages (no port block) : 0
Received fragments                : 0
=====

```

Table 317: ISA Level Statistics Descriptions

Field	Description
Transmitted frames	Displays all transmitted frames on the ISA level.

Field	Description
Retransmitted frames	Displays the retransmitted frames due to loss (lack of acknowledgment).
Transmitted flow create messages	Displays the transmitted flow create messages.
Transmitted flow delete messages	Displays the transmitted flow delete messages.
Transmitted ALG messages	Displays the transmitted application layer gateway messages.
Received frames	Displays all frames received.
Received flow create messages	Displays the received flow create messages.
Received flow delete messages	Displays the received flow delete messages.
Received ALG frames	Displays the received application layer gateway messages.
Dropped flow create messages (no policy)	Displays the dropped flow create messages due to lack of policy.
Dropped flow create messages (no port block)	Displays the dropped flow create messages due to block of port.
Received fragments	Displays all fragments received.

```

show isa nat-group <nat-group-id> members
ISA Group 1 members
=====
Group Member  State   Mda  Addresses  Blocks  Se-% Hi Se-Prio
-----
1      1      active 1/2  17         2088    < 1  N  0
1      2      active 1/2  17         2088    < 1  N  0
1      3      bypass 1/2  17         2088    < 1  N  0
1      4      active 2/2  17         2088    < 1  N  0
1      5      active 2/2  17         2088    < 1  N  0
-----
No. of members: 5
=====

```

Table 318: Member State Descriptions

State	Descriptions
Active	The member is actively serving traffic.
Failed	The member is in a failed state where forwarding is not possible and L2-aware bypass redundancy mode is disabled. This event is normally associated with an MS-ISA failure.

State	Descriptions
failedBypass	The member is in failed state and the subscribers that it was serving before the failover occurred are in a bypass mode. In a bypass mode, subscribers are normally routed according to the routing table in the inside routing context (as opposed to steered to MS-ISA where NAT is performed). The operator should ensure that the routing leads those subscribers to a centralized CGN node that serve as a backup device. This event is normally associated with an MS-ISA failure while the L2-aware bypass redundancy mode is enabled.
activeBypass	The member transitions in this state after a recovery while the L2-aware bypass mode of operation is enabled. Some subscribers that this member was serving before the failover are in bypass mode, while others that came on-line after the restoration are actively being served by this member.

nat-group

Syntax

nat-group *nat-group-id* **member** *member-number* **l2-aware-subscribers**

nat-group *nat-group-id* **statistics** **mda** *mda-id*

nat-group *nat-group-id* **statistics** **inter-chassis-redundancy**

nat-group *nat-group-id* **member** *member-number* **resource-peak-values**

nat-group *nat-group-id* **member** *member-number* **statistics**

nat-group *nat-group-id* **member** *member-number* **statistics** **inter-chassis-redundancy**

Context

[\[Tree\]](#) (clear>nat>isa nat-group)

Full Context

clear nat isa nat-group

Description

This command clears ISA nat-group commands related statistics or removes all the subscribers that are associated with a specific NAT group member.

Parameters

nat-group-id

Specifies the NAT group ID to clear.

Values 1 to 4

member-number

Specifies the member number.

Values 1 to 255

mda-id

Specifies the MDA for which to clear performance measurements in *slot/mda* format.

Values slot — 1
mda — 1 to 4

l2-aware-subscribers

Specifies to clear the NAT group ID's l2-aware subscribers.

statistics

Specifies to clear the NAT group ID's statistics.

resource-peak-values

Specifies to reset the resource peak values to the current resource measurements.

inter-chassis-redundancy

Specifies to clear the inter-chassis redundancy data.

Platforms

7450 ESS, 7750 SR, 7750 SR-e, 7750 SR-s, VSR

17.3 nat-policy

nat-policy

Syntax

nat-policy *nat-policy-name* **associations**

nat-policy *nat-policy-name*

nat-policy *nat-policy-name* **statistics**

nat-policy

Context

[\[Tree\]](#) (show>service>nat nat-policy)

Full Context

show service nat nat-policy

Description

This command displays NAT policy information.

Parameters

nat-policy-name

Specifies the NAT Policy name.

Values 32 chars max

associations

Keyword; displays the router instances and/or subscriber profiles associated with the NAT policy.

statistics

Keyword; displays statistics of the specified NAT policy.

Platforms

7450 ESS, 7750 SR, 7750 SR-e, 7750 SR-s, VSR

Output

The following is sample output for this command.

Sample Output

```

show service nat nat-policy
=====
NAT policies
=====
Policy Description
-----
outPolicy
outPolicy2
outPolicy3
-----
No. of NAT policies: 3
=====

*A:SR12_PPP0E>show>router>nat# show service nat nat-policy "priv-nat-policy"
=====
NAT Policy priv-nat-policy
=====
Pool                : privpool
Router              : Base
Filtering           : endpointIndependent
Block limit        : 4
Reserved ports     : 0
Port usage High Watermark (%) : (Not Specified)
Port usage Low Watermark (%)  : (Not Specified)
Port forwarding limit : 64
Session limit      : 65535
Reserved sessions  : 0
Session usage High Watermark (%) : (Not Specified)
Session usage Low Watermark (%)  : (Not Specified)
ALG enabled        : ftp rtsp sip
Prioritized forwarding classes : (Not Specified)
Timeout TCP established (s)    : 7440

```

```

Timeout TCP transitory (s)      : 240
Timeout TCP SYN (s)            : 15
Timeout TCP TIME-WAIT (s)      : 0
Timeout UDP mapping (s)        : 300
Timeout UDP initial (s)        : 15
Timeout UDP DNS (s)            : 15
Timeout ICMP Query (s)         : 60
Timeout SIP Inactive Media (s) : 120
Subscriber retention (s)       : 0
UDP inbound refresh            : false
TCP MSS Adjust                  : (Not Specified)
Destination-NAT IP             : (Not Specified)
IPFIX export policy             : (Not Specified)
Last Mgmt Change                : 01/28/2012 14:47:59
=====
*A:SR12_PPP0E>show>router>nat#

show service nat nat-policy "outPolicy2" associations
=====
NAT Policy outPolicy2 Subscriber Profile Associations
=====
sub_prof_B_3
-----
No. of subscriber profiles: 1
=====

show service nat nat-policy "outPolicy2" statistics
=====
NAT Policy outPolicy2 Statistics
=====
mda 3/1
-----
hostsActive : 1
hostsPeak   : 1
sessionsTcpCreated : 0
sessionsTcpDestroyed : 0
sessionsUdpCreated : 0
sessionsUdpDestroyed : 0
sessionsIcmpQueryCreated : 0
sessionsIcmpQueryDestroyed : 0
=====

```

17.4 nat-system-resources

nat-system-resources

Syntax

- nat-system-resources mda *mda-id***
- nat-system-resources mda *mda-id* detail**
- nat-system-resources esa-vm *vapp-id***
- nat-system-resources detail esa-vm *vapp-id***
- nat-system-resources nat-group *nat-group-id* member**

Context

[\[Tree\]](#) (show>isa nat-system-resources)

Full Context

show isa nat-system-resources

Description

This command displays ISA NAT system resources.

Parameters

mda-id

Specifies the card and slot identifying a provisioned ISA.

Values	<i>mda-id:</i>	<i>slot [xiom]/mda</i>
	slot	1 to 2 (7750 SR-2s) 1 to 5 (7750 SR-7) 1 to 6 (7750 SR-14s) 1 to 10 (7450 ESS, 7750 SR-12) 1 to 14 (VSR) 1 to 20 (VSR)
	xiom	x1 to x2
	mda	1 to 2 (7450 ESS, 7750 SR-1, SR-2s, SR-7, SR-12, SR-14s) 1 to 4 (VSR)

nat-group-id

Specifies the NAT group ID.

Values	
1 to 4 (7450 ESS, 7750 SR-1, SR-2s, SR-7, SR-12, SR-14s, VSR)	
1 to 8 (7750 SR-12)	
1 to 15 (VSR)	

vapp-id

Specifies the ID of the configured ESA and ESA VM.

Values	<i>vapp-id:</i>	<i>esa-id/vm-id</i>
	esa-id	1 to 16
	vm-id	1 to 4

Platforms

7450 ESS, 7750 SR, 7750 SR-e, 7750 SR-s, VSR

17.5 nat64-lsn-sub

nat64-lsn-sub

Syntax

nat64-lsn-sub **router** *router-instance* **ipv6-address-prefix** *ipv6-prefix*

Context

[\[Tree\]](#) (clear>nat nat64-lsn-sub)

Full Context

clear nat nat64-lsn-sub

Description

This command clears NAT mappings for NAT64 LSN subscribers.

Parameters

router-instance

Specifies the router instance, up to 32 characters.

ipv6-prefix

Specifies the IPv6 prefix and length.

- Values**
- x:x:x:x:x:x:x (eight 16-bit pieces)
 - x:x:x:x:x:d.d.d.d
 - x: [0 to FFFF]H
 - d: [0 to 255]D

Platforms

7450 ESS, 7750 SR, 7750 SR-e, 7750 SR-s, VSR

17.6 neighbor

neighbor

Syntax

neighbor *service-id*

Context

[\[Tree\]](#) (clear>service>id neighbor)

Full Context

clear service id neighbor

Description

This command clears commands for a specific service.

For the 7450 ESS or 7750 SR, it clears the discovered IPv6 address of the neighboring CE associated with an lpipe SAP. When IPv6CP comes back up following the execution of this command on an IPv6CP SAP, the node checks if an IPv6 address has been learned for the remote CE attached to the lpipe service. If one has been learned, then this is used to bring up IPv6CP.

Parameters

service-id

The ID that uniquely identifies a service.

Values service-id: 1 to 214748364
svc-name: A string up to 64 characters long.

service-name

Neighboring IPv6 address, for the 7450 ESS or 7750 SR only.

Platforms

All

neighbor

Syntax

neighbor [{*sap sap-id* | *sdp sdp-id:vc-id*} [**address** *ip-address*]] [**detail**] [*family*]

Context

[\[Tree\]](#) (show>service>id>pim-snooping neighbor)

Full Context

show service id pim-snooping neighbor

Description

This command displays PIM neighbor information.

Parameters

ip-int-name

Only displays the interface information associated with the specified IP interface name

sap-id

Displays the neighbor information associated with the specified SAP

sdp-id:vc-id

Displays the neighbor information associated with the specified SDP

ip-address

Displays information for the neighbor with the specified IP address

detail

Displays detailed neighbor information

family

Displays either IPv4 or IPv6 information for the specified neighbor

Values ipv4 or ipv6

Platforms

All

Output

The following output is an example of service PIM snooping neighbor information.

Sample Output

```
*A:PE# show service id 1 pim-snooping neighbor
=====
PIM Snooping Neighbors ipv4
=====
Port Id           Nbr DR Prty   Up Time       Expiry Time   Hold Time
  Nbr Address
-----
SAP:1/1/9:1      1             0d 00:05:23   0d 00:01:23   105
  10.0.0.1
EVPN-MPLS        1             0d 00:05:02   0d 00:01:43   105
  10.0.0.2
EVPN-MPLS        1             0d 00:05:02   0d 00:01:43   105
  10.0.0.3
-----
Neighbors : 3
=====
```

neighbor

Syntax

neighbor [*ip-address* | **evpn-mpls** | **sap** *sap-id* | **sdp** *sdp-id:vc-id* | **vxlan vtep** *ip-address vni vni-id*]
[**family**]

Context

[Tree] (clear>service>id>pim-snooping neighbor)

Full Context

clear service id pim-snooping neighbor

Description

This command clears PIM snooping neighbor information.

Parameters

ip-address

Clears information for the neighbor with the specified IP address

sap sap-id

Clears PIM snooping entries associated with the specified SAP

sdp sdp-id:vc-id

Clears PIM entries associated with the specified SDP. For a spoke-SDP, the VC ID must be specified; for a mesh SDP, the VC ID is optional.

Values 1 to 17407

family

Displays either IPv4 or IPv6 information

Values ipv4 or ipv6

evpn-mpls

Clears PIM snooping statistics for EVPN-MPLS destinations

Platforms

All

neighbor

Syntax

neighbor [*ip-address* [**detail**]]

neighbor [*as-number* [**detail**]]

neighbor *ip-address* [*family* [**type** *mvpn-type*] [*evpn-type*]] {**received-routes** | **advertised-routes**} [**brief**]
[**community** *comm-id*]

neighbor *ip-address* [*family*] {**history** | **suppressed**}
neighbor *as-number* [*family*] {**history** | **suppressed**}
neighbor *ip-address* **orf** [{**send** | **receive**}]
neighbor *ip-address* **graceful-restart**
neighbor *ip-address* **epe-statistics**
neighbor [**dynamic**]

Context

[\[Tree\]](#) (show>router>bgp neighbor)

Full Context

show router bgp neighbor

Description

This command displays BGP neighbor information and can be entered with or without any parameters. Issuing the command without any parameters displays information for all BGP peers. When the command is issued with a specific IP address or ASN, information is displayed only for the specified peer or peers with the same AS.

When either **received-routes** or **advertised-routes** is specified, the routes exchanged with the specified peer are listed (see the second output example, below).

When either **history** or **suppressed** is specified, the routes learned from those peers that either have a history or are suppressed (respectively) are listed.

The "State" field displays the BGP peer's protocol state. In addition to the standard protocol states, this field can also display the "Disabled" operational state, which indicates the peer is operationally disabled and must be restarted by the operator.



Note:

The information generated by this command is not available by SNMP.

Parameters

as-number

Displays information for the specified AS number.

Values 1 to 4294967295

brief

Displays information in a brief format. This parameter is only supported with **received-routes** and **advertised-routes**.

community

Displays all routes with the specified BGP community.

comm-id

Specifies community IDs, up to 72 characters.

Values [*as-num:comm-val* | *ext-comm* | *well-known-comm*]

where:

- *as-num* — 0 to 65535
- *comm-val* — 0 to 65535
- *ext-comm* — the extended community, defined as one of the following:
 - *{target | origin}:ip-address:comm-val*
 - *{target | origin}:asnum:ext-comm-val*
 - *{target | origin}:ext-asnum:comm-val*
 - **bandwidth:asnum:val-in-mbps**
 - **ext:4300:ovstate**
 - **ext:value1:value2**
 - **flowspec-set:ext-asnum:group-id**
 where:
 - *target* — route target
 - *origin* — route origin
 - *ip-address* — a.b.c.d
 - *ext-comm-val* — 0 to 4294967295
 - *ext-asnum* — 0 to 4294967295
 - **bandwidth** — bandwidth
 - *val-in-mbps* — 0 to 16777215
 - **ext** — extended
 - **ext:4300** — origin verification
 - *ovstate* — 0, 1, or 2 (0 for valid, 1 for not found, 2 for invalid)
 - *value1* — 0000 to FFFF
 - *value2* — 0 to FFFFFFFFFF
 - **flowspec-set** — flow-spec set
 - *group-id* — 0 to 16383
- *well-known-comm* — **null | no-export | no-export-subconfed | no-advertise | llgr-stale | no-llgr | blackhole**

detail

Displays detailed information.

dynamic

Displays information for dynamic BGP neighbors.

evpn-type

Displays information for the specified EVPN route type.

- Values**
- auto-disc** — Displays the auto discovery routes for this peer.
 - mac** — Displays the MAC routes for this peer.

inclusive-mcast — Displays the inclusive multicast routes for this peer.

eth-seg — Displays the Ethernet segment routes for this peer.

ip-prefix — Displays the IPv4 routes for this peer.

ipv6-prefix — Displays the IPv6 routes for this peer.

smet — Displays the Selective Multicast Ethernet Tag routes for this peer.

mcast-join-synch — Displays the Multicast Join Synch routes for this peer.

mcast-leave-synch — Displays the Multicast Leave Synch routes for this peer.

family

Specifies the type of routing information to display.

- Values**
- evpn** — Displays the BGP EVPN routes for this peer.
 - flow-ipv4** — Displays the BGP IPv4 flow-spec routes for this peer.
 - flow-ipv6** — Displays the BGP IPv6 flow-spec routes for this peer.
 - ipv4** — Displays the BGP IPv4 routes for this peer.
 - ipv6** — Displays the BGP IPv6 routes for this peer.
 - l2-vpn** — Displays the BGP L2 VPN routes for this peer.
 - label-ipv4** — Displays the BGP IPv4 labeled unicast routes for this peer.
 - label-ipv6** — Displays the BGP IPv6 labeled unicast routes for this peer.
 - mcast-ipv4** — Displays the BGP multicast IPv4 routes for this peer.
 - mcast-ipv6** — Displays the BGP multicast IPv6 routes for this peer.
 - mcast-vpn-ipv4** — Displays the BGP multicast VPN IPv4 routes for this peer.
 - mcast-vpn-ipv6** — Displays the BGP multicast VPN IPv6 routes for this peer.
 - mdt-safi** — Displays the BGP multicast VPN MDT-SAFI routes for this peer.
 - ms-pw** — Displays the BGP Multi-segment PW routes for this peer.
 - mvpn-ipv4** — Displays the BGP NG-MVPN IPv4 routes for this peer.
 - mvpn-ipv6** — Displays the BGP NG-MVPN IPv6 routes for this peer.
 - route-target** — Displays the BGP route-target constrain routes for this peer.
 - vpn-ipv4** — Displays the BGP VPN IPv4 routes for this peer.
 - vpn-ipv6** — Displays the BGP VPN IPv6 routes for this peer.

received-routes

Displays the number of routes received from this peer.

advertised-routes

Displays the number of routes advertised to this peer.

damping

Displays damping information for the specified AS number or neighbor IP address.

- Values**
- history** — Display statistics for dampened routes.
 - suppressed** — Display the number of paths from this peer that have been suppressed by damping.

paths

Displays ORF path information for the specified neighbor IP address.

- Values**
- send** — Displays the number of paths sent to this peer.
 - receive** — Displays the number of paths received from this peer.

graceful-restart

Displays neighbors configured for graceful restart.

ip-address

Displays information for the specified neighbor IP address.

- Values**
- ipv4-address:
 - a.b.c.d (host bits must be 0)
 - ipv6-address:
 - x:x:x:x:x:x [-interface]
 - x:x:x:x:x:d.d.d.d [-interface]
 - x: [0 to FFFF]H
 - d: [0 to 255]D
 - interface: up to 32 characters, mandatory for link local addresses

mvpn-type

Displays information for the specified MVPN route type.

- Values**
- intra-ad** — Displays the intra-ad routes for this peer.
 - inter-ad** — Displays the inter-ad routes for this peer.
 - spmsi-ad** — Displays the spmsi-ad routes for this peer.
 - leaf-ad** — Displays the leaf-ad routes for this peer.
 - source-ad** — Displays the source-ad routes for this peer.
 - shared-join** — Displays the shared-join routes for this peer.
 - source-join** — Displays the source-join routes for this peer.

orf

Displays outbound route filtering for the BGP instance. Outbound Route Filtering (ORF) is used to inform a neighbor of targets (using **target-list**) that it is willing to receive. This

mechanism helps lessen the update exchanges between neighbors and saves CPU cycles to process routes that could have been received from the neighbor only to be dropped or ignored.

epe-statistics

Displays egress peer engineering (EPE) statistics for the specified IP address.

Platforms

All

Output

The following output examples show BGP router information, and [Table 319: BGP Neighbor Fields](#) describes the output fields for a BGP neighbor.

[Table 319: BGP Neighbor Fields](#) describes the standard and detailed command output fields for a BGP neighbor.

Table 319: BGP Neighbor Fields

Label	Description
Peer	The IP address of the configured BGP peer.
Group	The BGP peer group to which this peer is assigned.
Peer AS	The configured or inherited peer AS for the peer group.
Peer Address	The configured address for the BGP peer.
Peer Port	The TCP port number used on the far-end system.
Local AS	The configured or inherited local AS for the peer group.
Local Address	The configured or inherited local address for originating peering for the peer group.
Local Port	The TCP port number used on the local system.
Peer Type	External — Peer type configured as external BGP peers. Internal — Peer type configured as internal BGP peers.
Bfd	Yes — BFD is enabled. No — BFD is disabled.
Dynamic Peer	Yes — The session is dynamic (unconfigured). No — The session is statically configured.
State	Idle — The BGP peer is not accepting connections. (<i>Shutdown</i>) is displayed in addition, if the peer is administratively disabled. Active — BGP is listening for and accepting TCP connections from this peer.

Label	Description
	<p>Connect — BGP is attempting to establish a TCP connections from this peer.</p> <p>Open Sent — BGP has sent an OPEN message to the peer and is waiting for an OPEN message from the peer.</p> <p>Open Confirm — BGP has received a valid OPEN message from the peer and is awaiting a KEEPALIVE or NOTIFICATION.</p> <p>Established — BGP has successfully established a peering and is exchanging routing information.</p>
Last State	<p>Idle — The BGP peer is not accepting connections.</p> <p>Active — BGP is listening for and accepting TCP connections from this peer.</p> <p>Connect — BGP is attempting to establish a TCP connections from this peer.</p> <p>Open Sent — BGP has sent an OPEN message to the peer and is waiting for an OPEN message from the peer.</p> <p>Open Confirm — BGP has received a valid OPEN message from the peer and is awaiting a KEEPALIVE or NOTIFICATION.</p>
Last Event	<p>start — BGP has initialized the BGP neighbor.</p> <p>stop — BGP has disabled the BGP neighbor.</p> <p>open — BGP transport connection opened.</p> <p>close — BGP transport connection closed.</p> <p>openFail — BGP transport connection failed to open.</p> <p>error — BGP transport connection error.</p> <p>connectRetry — Connect retry timer expired.</p> <p>holdTime — Hold time timer expired.</p> <p>keepAlive — Keepalive timer expired.</p> <p>recvOpen — Receive an OPEN message.</p> <p>revKeepalive — Receive a KEEPALIVE message.</p> <p>recvUpdate — Receive an UPDATE message.</p> <p>recvNotify — Receive a NOTIFICATION message.</p> <p>None — No events have occurred.</p>
Last Error	<p>Displays the last BGP error and subcode to occur on the BGP neighbor.</p>
Connect Retry	<p>The configured or inherited connect retry timer value.</p>
Local Pref.	<p>The configured or inherited local preference value.</p>

Label	Description
Min Route Advt.	The minimum amount of time that must pass between route updates for the same IP prefix.
Min AS Originate	The minimum amount of time that must pass between updates for a route originated by the local router.
Multihop	The maximum number of router hops a BGP connection can traverse.
Damping	Disabled — BGP neighbor is configured not to dampen route flaps. Enabled — BGP neighbor is configured to dampen route flaps.
Loop Detect	Ignore — The BGP neighbor is configured to ignore routes with an AS loop. Drop — The BGP neighbor is configured to drop the BGP peering if an AS loop is detected. Off — AS loop detection is disabled for the neighbor.
MED Out	The configured or inherited MED value assigned to advertised routes without a MED attribute.
Authentication	None — No authentication is configured. MD5 — MD5 authentication is configured.
Next Hop Self	Disabled — BGP is not configured to send only its own IP address as the BGP nexthop in route updates to the specified neighbor. Enabled — BGP will send only its own IP address as the BGP nexthop in route updates to the neighbor.
AggregatorID Zero	Disabled — The BGP Neighbor is not configured to set the aggregator ID to 0.0.0.0 in all originated route aggregates. Enabled — The BGP Neighbor is configured to set the aggregator ID to 0.0.0.0 in all originated route aggregates.
Remove Private	Disabled — BGP will not remove all private AS numbers from the AS path attribute, in updates sent to the specified neighbor. Enabled — BGP will remove all private AS numbers from the AS path attribute, in updates sent to the specified neighbor.
Passive	Disabled — BGP will actively attempt to establish a BGP connection with the specified neighbor. Enabled — BGP will not actively attempt to establish a BGP connection with the specified neighbor.
Prefix Limit	No Limit — No route limit assigned to the BGP peer group.

Label	Description
	1 to 4294967295 — The maximum number of routes BGP can learn from a peer.
Hold Time	The configured hold time setting.
Keep Alive	The configured keepalive setting.
Active Hold Time	The negotiated hold time, if the BGP neighbor is in an established state.
Active Keep Alive	The negotiated keepalive time, if the BGP neighbor is in an established state.
Cluster Id	The configured route reflector cluster ID. None — No cluster ID has been configured.
Client Reflect	Disabled — The BGP route reflector is configured not to reflect routes to this neighbor. Enabled — The BGP route reflector is configured to reflect routes to this neighbor.
Preference	The configured route preference value for the peer group.
Num of Flaps	The number of route flaps in the neighbor connection.
Recd. Prefixes	The number of routes received from the BGP neighbor.
Active Prefixes	The number of routes received from the BGP neighbor and active in the forwarding table.
Recd. Paths	The number of unique sets of path attributes received from the BGP neighbor.
Suppressed Paths	The number of unique sets of path attributes received from the BGP neighbor and suppressed due to route damping.
Input Queue	The number of BGP messages to be processed.
Output Queue	The number of BGP messages to be transmitted.
i/p Messages	Total number of packets received from the BGP neighbor.
o/p Messages	Total number of packets sent to the BGP neighbor.
i/p Octets	Total number of octets received from the BGP neighbor.
o/p Octets	Total number of octets sent to the BGP neighbor.
Export Policy	The configured export policies for the peer group.
Import Policy	The configured import policies for the peer group.
Egress Engineering	Enabled — EPE is enabled for the BGP neighbor.

Label	Description
	Disabled — EPE is disabled for the BGP neighbor.

Sample Output Show Router BGP Neighbor

```
# show router bgp neighbor
=====
BGP Neighbor
-----
Peer : 10.0.0.5          Group : headquarters1
-----
Peer AS      : 300Peer Port      : 0
Peer Address : 10.0.0.5
Local AS     : 200Local Port     : 0
Local Address : 10.0.0.104
Peer Type    : External          Dynamic Peer    : Yes
State        : Active           Last State      : Idle
Last Event   : stop
Last Error   : Cease
Local Family : IPv4             Remote Family   : Unused
Hold Time    : 90               Keep Alive     : 30
Active Hold Time : 0           Active Keep Alive: 0
Cluster Id   : 0.0.0.100
Preference   : 170             Num of Flaps   : 0
Recd. Prefixes : 0             Active Prefixes : 0
Recd. Paths   : 0             Suppressed Paths : 0
Input Queue   : 0              Output Queue   : 0
i/p Messages  : 0              o/p Messages   : 0
i/p Octets    : 0              o/p Octets     : 0
i/p Updates   : 0              o/p Updates    : 0
TTL Security  : Enabled        Min TTL Value   : 255
Graceful Restart : Disabled    Stale Routes Time: n/a
Egress Engineering : Enabled
Local Capability : RouteRefresh MP-BGP
Remote Capability :
Import Policy  : None Specified - Default Accept
Export Policy  : None Specified - Default Accept
-----
Peer : 10.0.0.91        Group : Santa Clara
-----
Peer AS      : 100Peer Port      : 0
Peer Address : 10.0.0.91
Local AS     : 200Local Port     : 0
Local Address : 10.0.0.103
Peer Type    : External
State        : Connect          Last State      : Active
Last Event   : openFail
Last Error   : Cease
Local Family : IPv4             Remote Family   : Unused
Hold Time    : 90               Keep Alive     : 30
Active Hold Time : 0           Active Keep Alive: 0
Cluster Id   : 0.0.0.100
Preference   : 170             Num of Flaps   : 0
Recd. Prefixes : 0             Active Prefixes : 0
Recd. Paths   : 0             Suppressed Paths : 0
Input Queue   : 0              Output Queue   : 0
i/p Messages  : 0              o/p Messages   : 1
i/p Octets    : 0              o/p Octets     : 0
i/p Updates   : 0              o/p Updates    : 0
TTL Security  : Disabled        Min TTL Value   : n/a
Graceful Restart : Disabled    Stale Routes Time: n/a
Local Capability : RouteRefresh MP-BGP
```

```

Remote Capability:
Import Policy      : None Specified - Default Accept
Export Policy      : None Specified - Default Accept
...
-----
*A:SetupCLI>show>router>bgp# neighbor
=====
BGP Neighbor
=====
Peer   : 3.3.3.3
Group  : bgp_group_1 34567890123456789012
-----
Peer AS      : 20          Peer Port      : 0
Peer Address : 3.3.3.3     Local Port     : 0
Local AS     : 100        Local Address  : 0.0.0.0
Peer Type    : Internal   Last State     : Idle
State       : Active
Last Event   : stop
Last Error   : Cease
Local Family : IPv4
Remote Family : Unused
Hold Time    : 10         Keep Alive     : 30
Active Hold Time : 0     Active Keep Alive : 0
Cluster Id   : 2.2.3.4
Preference   : 101       Num of Flaps   : 0
Recd. Paths  : 0
IPv4 Recd. Prefixes : 0   IPv4 Active Prefixes : 0
IPv4 Suppressed Pfxs : 0   VPN-IPv4 Suppr. Pfxs : 0
VPN-IPv4 Recd. Pfxs : 0   VPN-IPv4 Active Pfxs : 0
Mc IPv4 Recd. Pfxs. : 0   Mc IPv4 Active Pfxs. : 0
Mc IPv4 Suppr. Pfxs : 0   IPv6 Suppressed Pfxs : 0
IPv6 Recd. Prefixes : 0   IPv6 Active Prefixes : 0
Input Queue  : 0         Output Queue   : 0
i/p Messages : 0         o/p Messages   : 0
i/p Octets   : 0         o/p Octets     : 0
i/p Updates  : 0         o/p Updates    : 0
TTL Security : Disabled   Min TTL Value  : n/a
Graceful Restart : Enabled  Stale Routes Time : 360
Advertise Inactive : Disabled Peer Tracking   : Enabled
Advertise Label : None     Bfd Enabled    : Yes
Auth key chain : n/a
Bfd Enabled    : Disabled Layer 2 VPN Cisco Interop : Disabled
Egress Engineering : Enabled
Local Capability : RouteRefresh MP-BGP
Remote Capability :
Import Policy   : test i1
                : test i2
                : test i3
                : test i4
                : test i5 890123456789012345678901
Export Policy   : test e1
                : test e2
                : test e3
                : test e4
                : test e5 890123456789012345678901
-----
Neighbors : 1
=====
#
# show router 2 bgp neighbor 10.20.1.3
  
```

```

=====
BGP Neighbor
=====
Peer : 10.20.1.3
Group : 1
-----
Peer AS          : 100          Peer Port       : 49725
Peer Address     : 10.20.1.3   Local Port      : 179
Local AS         : 100          Local Address   : 10.20.1.2
Local Address    : 10.20.1.2   Peer Type       : Internal
Peer Type        : Internal     State           : Established
State            : Established  Last State      : Established
Last Event       : recvKeepAlive
Last Error       : Cease
Local Family     : IPv4
Remote Family    : IPv4
Hold Time        : 3            Keep Alive      : 1
Active Hold Time : 3            Active Keep Alive : 1
Cluster Id       : None
Preference       : 170         Num of Flaps    : 0
Recd. Paths      : 1
IPv4 Recd. Prefixes : 11      IPv4 Active Prefixes : 10
IPv4 Suppressed Pfxs : 0      VPN-IPv4 Suppr. Pfxs : 0
VPN-IPv4 Recd. Pfxs : 0      VPN-IPv4 Active Pfxs : 0
Mc IPv4 Recd. Pfxs. : 0      Mc IPv4 Active Pfxs. : 0
Mc IPv4 Suppr. Pfxs : 0      IPv6 Suppressed Pfxs : 0
IPv6 Recd. Prefixes : 0      IPv6 Active Prefixes : 0
Input Queue      : 0            Output Queue    : 0
i/p Messages     : 471         o/p Messages    : 473
i/p Octets       : 3241        o/p Octets      : 3241
i/p Updates      : 4            o/p Updates     : 4
TTL Security     : Disabled     Min TTL Value   : n/a
Advertise Inactive : Disabled   Peer Tracking   : Disabled
Advertise Label   : None
Auth key chain    : eta_keychain1
Bfd Enabled       : Enabled Layer 2 VPN Cisco Interop : Disabled
Egress Engineering : Enabled
Local Capability  : RouteRefresh MP-BGP
Remote Capability : RouteRefresh MP-BGP
Import Policy     : None Specified - Default Accept
Export Policy     : static2bgp
-----
Neighbors : 1
=====
#

# show router bgp neighbor 10.0.0.11 orf
=====
BGP Neighbor 10.0.0.11 ORF
=====
Send List (Automatic)
-----
target:65535:10
target:65535:20
=====

A:A-22 show router bgp neighbor 10.0.0.1 orf
=====
BGP Neighbor 10.0.0.1 ORF
=====
Receive List

```

```
-----
target:65535:10
target:65535:20
=====
```

Sample Outputs Show Router BGP Neighbors IPv6 Policy Routes

The following output examples show SR IPv6 policy routes information for BGP neighbors in the BGP and BGP group contexts.

```
*A:Dut-B>config>router>bgp# show router bgp neighbor 10.20.1.3 advertised-routes sr-policy-ipv6
```

```
=====
BGP Router ID:10.20.1.2      AS:2      Local AS:2
=====
Legend -
Status codes  : u - used, s - suppressed, h - history, d - decayed, * - valid
                l - leaked, x - stale, > - best, b - backup, p - purge
Origin codes  : i - IGP, e - EGP, ? - incomplete
=====
BGP SR-POLICY-v6 Routes
=====
Flag  RD/Color/End Point      LocalPref  MED
      Nexthop (Router)      Path-Id    IGP Cost
      As-Path                Label
-----
i     2/20/3ffe::a14:102      100        None
      ::a14:102              None        N/A
      No As-Path
i     3/30/::                 100        None
      ::a14:102              None        N/A
      No As-Path
-----
```

Routes : 2

```
#
# show router bgp neighbor 10.20.1.2 received-routes sr-policy-ipv6
```

```
=====
BGP Router ID:10.20.1.3      AS:2      Local AS:2
=====
Legend -
Status codes  : u - used, s - suppressed, h - history, d - decayed, * - valid
                l - leaked, x - stale, > - best, b - backup, p - purge
Origin codes  : i - IGP, e - EGP, ? - incomplete
=====
BGP SR-POLICY-v6 Routes
=====
Flag  RD/Color/End Point      LocalPref  MED
      Nexthop (Router)      Path-Id    IGP Cost
      As-Path                Label
-----
u*>i  2/20/3ffe::a14:102      100        None
      ::a14:102              None        N/A
      No As-Path
u*>i  3/30/::                 100        None
      ::a14:102              None        N/A
      No As-Path
-----
```

Routes : 2

Sample Output Show Router BGP Neighbor Detail Information

```
# show router bgp neighbor detail
=====
BGP Neighbor (detail)
-----
Peer : 10.0.0.15          Group : To_AS_40000
-----
Peer AS      : 65205          Peer Port    : 0
Peer Address : 10.0.0.15      Local Port   : 0
Local AS     : 65206
Local Address : 10.0.0.16
Peer Type    : External
State        : Active        Last State   : Connect
Last Event   : openFail
Last Error   : Hold Timer Expire
Connect Retry : 20          Local Pref.  : 100
Min Route Advt. : 30       Min AS Orig. : 15

Damping      : Disabled      Loop Detect   : Ignore
MED Out      : No MED Out    Authentication : None
Next Hop Self : Disabled      AggregatorID Zero: Disabled
Remove Private : Disabled    Passive      : Disabled
Prefix Limit : No Limit
Hold Time    : 90
Active Hold Time : 0        Keep Alive   : 30
Cluster Id   : None         Active Keep Alive: 0
Preference   : 170         Client Reflect : Enabled
Recd. Prefixes : 0        Num of Flaps : 0
Recd. Paths  : 0        Active Prefixes : 0
Input Queue  : 0        Suppressed Paths : 0
i/p Messages : 0        Output Queue  : 0
i/p Octets   : 0        o/p Messages  : 0
i/p Updates  : 0        o/p Octets    : 0
Export Policy : direct2bgp  o/p Updates   : 0
=====
#
# show router bgp neighbor 2.2.2.2 detail
=====
BGP Neighbor
-----
Peer      : 2.2.2.2
Description : (Not Specified)
Group     : cisco
-----
Peer AS      : 65002          Peer Port    : 53257
Peer Address : 2.2.2.2      Local Port   : 179
Local AS     : 65002
Local Address : 1.1.1.1
Peer Type    : Internal
State        : Established   Last State   : Established
Last Event   : rcvKeepAlive
Last Error   : Cease (Connection Collision Resolution)
Local Family : IPv4
Remote Family : IPv4
Connect Retry : 120          Local Pref.  : 100
Min Route Advt. : 30
Multihop     : 0 (Default)  AS Override   : Disabled
Damping      : Disabled      Loop Detect    : Ignore
MED Out      : No MED Out    Authentication : None
Next Hop Self : Disabled      AggregatorID Zero : Disabled
```



```

Remove Private      : Disabled
Peer Identifier     : 2.2.2.2
Fsm Est. Time      : 01h17m16s
Hold Time          : 90
Min Hold Time      : 0
Active Hold Time   : 90
Cluster Id         : None
Preference         : 170
Recd. Paths        : 1
IPv4 Recd. Prefixes : 1
IPv4 Suppressed Pfxs : 0
VPN-IPv4 Recd. Pfxs : 0
Mc IPv4 Recd. Pfxs : 0
Mc IPv4 Suppr. Pfxs : 0
IPv6 Recd. Prefixes : 0
VPN-IPv6 Recd. Pfxs : 0
VPN-IPv6 Suppr. Pfxs : 0
Mc IPv6 Recd. Pfxs : 0
Mc IPv6 Suppr. Pfxs : 0
L2-VPN Recd. Pfxs : 0
MVPN-IPv4 Suppr. Pfxs : 0
MVPN-IPv4 Active Pfxs : 0
MDT-SAFI Recd. Pfxs : 0
Flow-IPv4 Suppr. Pfxs : 0
Flow-IPv4 Active Pfxs : 0
Rte-Tgt Recd. Pfxs : 0
Backup IPv4 Pfxs : 0
Mc Vpn Ipv4 Recd. Pf* : 0
Mc Vpn Ipv4 Suppr. P* : 0
Backup Vpn IPv4 Pfxs : 0
Input Queue       : 0
i/p Messages      : 158
i/p Octets        : 3090
i/p Updates       : 1
MVPN-IPv6 Suppr. Pfxs : 0
MVPN-IPv6 Active Pfxs : 0
Flow-IPv6 Suppr. Pfxs : 0
Flow-IPv6 Active Pfxs : 0
Evpn Suppr. Pfxs : 0
Evpn Active Pfxs : 0
MS-PW Suppr. Pfxs : 0
MS-PW Active Pfxs : 0
TTL Security      : Disabled
Graceful Restart  : Disabled
Restart Time      : n/a
Advertise Inactive : Disabled
Advertise Label   : None
Auth key chain    : n/a
Disable Cap Nego  : Disabled
Flowspec Validate : Disabled
Aigp Metric       : Disabled
Damp Peer Oscillatio* : Disabled
GR Notification   : Disabled
Rem Idle Hold Time : 00h00m00s
Next-Hop Unchanged : None
L2 VPN Cisco Interop : Disabled
Egress Engineering : Enabled
Local Capability  : RtRefresh MPBGP 4byte ASN
Remote Capability : RtRefresh MPBGP 4byte ASN
Local AddPath Capabi* : Disabled
Remote AddPath Capab* : Send - None
                  : Receive - None
Import Policy     : link-bw
Export Policy     : None Specified - Default Accept
Passive           : Disabled
Fsm Est. Trans   : 1
InUpd Elap. Time : 01h19m03s
Keep Alive       : 30
Active Keep Alive : 30
Client Reflect   : Disabled
Num of Update Flaps : 0
IPv4 Active Prefixes : 1
VPN-IPv4 Suppr. Pfxs : 0
VPN-IPv4 Active Pfxs : 0
Mc IPv4 Active Pfxs : 0
IPv6 Suppressed Pfxs : 0
IPv6 Active Prefixes : 0
VPN-IPv6 Active Pfxs : 0
Mc IPv6 Active Pfxs : 0
L2-VPN Suppr. Pfxs : 0
L2-VPN Active Pfxs : 0
MVPN-IPv4 Recd. Pfxs : 0
MDT-SAFI Suppr. Pfxs : 0
MDT-SAFI Active Pfxs : 0
Flow-IPv4 Recd. Pfxs : 0
Rte-Tgt Suppr. Pfxs : 0
Rte-Tgt Active Pfxs : 0
Backup IPv6 Pfxs : 0
Mc Vpn Ipv4 Active P* : 0
Backup Vpn IPv6 Pfxs : 0
Output Queue     : 0
o/p Messages     : 157
o/p Octets       : 3009
o/p Updates      : 0
MVPN-IPv6 Recd. Pfxs : 0
Flow-IPv6 Recd. Pfxs : 0
Evpn Recd. Pfxs : 0
MS-PW Recd. Pfxs : 0
Min TTL Value    : n/a
Stale Routes Time : n/a
Peer Tracking    : Disabled
Bfd Enabled      : Disabled
Default Route Tgt : Disabled
Split Horizon    : Disabled
Update Errors    : 0
Fault Tolerance  : Disabled
    
```

```

Origin Validation      : N/A
EBGP Link Bandwidth  : n/a
IPv4 Rej. Pfxs       : 0
VPN-IPv4 Rej. Pfxs  : 0
Mc IPv4 Rej. Pfxs   : 0
MVPN-IPv4 Rej. Pfxs : 0
Flow-IPv4 Rej. Pfxs : 0
L2-VPN Rej. Pfxs   : 0
Rte-Tgt Rej. Pfxs  : 0
Mc Vpn Ipv4 Rej. Pfxs : 0
IPv6 Rej. Pfxs      : 0
VPN-IPv6 Rej. Pfxs : 0
Mc IPv6 Rej. Pfxs  : 0
MVPN-IPv6 Rej. Pfxs : 0
Flow-IPv6 Rej. Pfxs : 0
MDT-SAFI Rej. Pfxs : 0
MS-PW Rej. Pfxs   : 0
Evpn Rej. Pfxs    : 0

=====
Prefix Limits Per Address Family
=====
Family      Limit      Idle Timeout  Threshold Log Only  Post Import
-----
ipv4        1000      forever      90      Disabled  Enabled
vpnIpv4     1000      forever      90      Disabled  Enabled
=====

Neighbors : 1
=====
* indicates that the corresponding row element may have been truncated.
  
```

Table 320: Standard and Detailed BGP Neighbor Output Fields describes the command output for both the standard and detailed information for a neighbor.

Table 320: Standard and Detailed BGP Neighbor Output Fields

Label	Description
BGP Router ID	The local BGP router ID.
AS	The configured autonomous system number.
Local AS	The configured local AS setting. If not configured, then it is the same value as the AS.
Flag	u — used s — suppressed h — history d — decayed * — valid i — igp e — egp ? — incomplete > — best
Network	Route IP prefix and mask length for the route.
Next Hop	BGP nexthop for the route.
LocalPref	BGP local preference path attribute for the route.

Label	Description
MED	BGP Multi-Exit Discriminator (MED) path attribute for the route.
AS Path	The BGP AS path for the route.
Egress Engineering	Enabled — EPE is enabled for the BGP neighbor. Disabled — EPE is disabled for the BGP neighbor.

Sample Output Show Router BGP Advertised and Received Routes Output

```
# show router bgp neighbor 1.101.201.201 received-routes
=====
BGP Router ID:10.20.1.101      AS:100      Local AS:100
=====
Legend -
Status codes : u - used, s - suppressed, h - history, d - decayed, * - valid
               l - leaked, x - stale, > - best, b - backup, p - purge
Origin codes  : i - IGP, e - EGP, ? - incomplete
=====
BGP Routes
=====
Flag  Network                LocalPref  MED
      Nexthop (Router)      Path-Id    Label
      As-Path
-----
u*>i  10.20.1.201/32           n/a        None
      1.101.201.201        238        -
      200
*i    10.20.1.202/32           n/a        2000
      1.101.201.201        3752       -
      200
u*>i  10.20.1.231/32           n/a        1000
      1.101.201.201        3751       -
      200
-----
Routes : 3
=====
A:Dut-F#

# show router bgp neighbor 1.101.201.201 advertised-routes
=====
BGP Router ID:10.20.1.101      AS:100      Local AS:100
=====
Legend -
Status codes : u - used, s - suppressed, h - history, d - decayed, * - valid
               l - leaked, x - stale, > - best, b - backup, p - purge
Origin codes  : i - IGP, e - EGP, ? - incomplete
=====
BGP Routes
=====
Flag  Network                LocalPref  MED
      Nexthop (Router)      Path-Id    Label
      As-Path
-----
i    10.20.1.101/32           n/a        None
      1.101.201.101        88         -
      100
i    10.20.1.102/32           n/a        2000
      1.101.201.101        1118      -
      100
```

```
i    10.20.1.131/32          n/a    2000
    1.101.201.101         790    -
    100
-----
Routes : 3
=====
#
```

Sample Output Show Router BGP Neighbor Graceful Restart

```
# show router bgp neighbor 10.193.0.10 graceful-restart
=====
BGP Neighbor 10.193.0.10 Graceful Restart
=====
Graceful Restart locally configured for peer: Enabled
Peer's Graceful Restart feature           : Enabled
NLRI(s) that peer supports restart for    : IPv4-Unicast IPv4-MPLS IPv4-VPN
NLRI(s) that peer saved forwarding for    : IPv4-Unicast IPv4-MPLS IPv4-VPN
NLRI(s) that restart is negotiated for    : None
NLRI(s) of received end-of-rib markers    : IPv4-Unicast
NLRI(s) of all end-of-rib markers sent    : IPv4-Unicast
Restart time locally configured for peer  : 120 seconds
Restart time requested by the peer        : 390 seconds
Time stale routes from peer are kept for  : 360 seconds
Graceful restart status on the peer       : Not currently being helped
Number of Restarts                        : 328
Last Restart at                           : 08/20/2006 12:22:06
=====
A:core_east#
```

Sample Output for EPE Statistics

```
Sample Output (epe-statistics)
A:Dut-C# show router bgp neighbor 10.20.1.1 epe-statistics
=====
Label Type Pkt Count Byte Count
-----
524277 node-sid 0 0
524278 adj-sid 0 0
524276 adj-sid 0 0
=====
A:Dut-C#
```

neighbor

Syntax

neighbor [*ip-address* | *ip-int-name*] [*detail*] [*advertised-routes*]

Context

[\[Tree\]](#) (show>router>rip neighbor)

Full Context

show router rip neighbor

Description

Displays RIP neighbor interface information.

Parameters

ip-address* | *ip-int-name

Displays information for the specified IP interface.

Values *i*[-address: a.b.c.d
 ip-int-name: 32 chars max

Default all neighbor interfaces

advertised-routes

Displays the routes advertised to RIP neighbors. If no neighbors are specified, then all routes advertised to all neighbors are displayed. If a specific neighbor is given then only routes advertised to the given neighbor/interface are displayed.

Default displays RIP information

Platforms

All

Output

The following output is an example of standard RIP group information, and [Table 321: Standard Show RIP Neighbor Field Descriptions](#) describes the output fields.

Sample Output

```
*A:ALA-12# show router 3 rip neighbor
=====
RIP Neighbors
=====
Interface                Adm  Opr  Primary IP      Send  Recv  Metric
                        Mode Mode              Mode  Mode  In
-----
router-21/1                Up   Up   10.0.3.12       None  Both  1
router-21/2                Up   Up   10.0.5.12       BCast Both  1
router-21/3                Up   Up   10.0.6.12       BCast Both  1
router-21/4                Up   Up   10.0.10.12      BCast Both  1
router-21/5                Up   Up   10.0.9.12       BCast Both  1
router-21/6                Up   Up   10.0.17.12      None  Both  1
router-21/7                Up   Up   10.0.16.12      None  Both  1
=====
*A:ALA-12#
```

Table 321: Standard Show RIP Neighbor Field Descriptions

Label	Description
Neighbor	The RIP neighbor interface name.
Adm	Down — The RIP neighbor interface is administratively down.

Label	Description
	Up — The RIP neighbor interface is administratively up.
Opr	Down — The RIP neighbor interface is operationally down. Up — The RIP neighbor interface is operationally up.
Primary IP	The primary IP address of the RIP neighbor interface.
Send Mode	Bcast — Specifies that RIPv2 formatted messages are sent to the broadcast address Mcast — Specifies that RIPv2 formatted messages are sent to the multicast address None — Specifies that no RIP messages are sent (i.e., silent listener). RIPv1 — Specifies that RIPv1 formatted messages are sent to the broadcast address.
Recv Mode	Both — Specifies that RIP updates in either version 1 or version 2 format will be accepted. None — Specifies that RIP updates will not be accepted. RIPv1 — Specifies that RIP updates in version 1 format only will be accepted. RIPv2 — Specifies that RIP updates in version 2 format only will be accepted.
Metric In	The metric added to routes received from a RIP neighbor.

Detailed Show RIP Neighbor Output

The following output is an example of detailed RIP group information, and [Table 322: Detailed Show RIP Neighbor Field Descriptions](#) describes the output fields.

Sample Output

```
*A:ALA-12# show router 3 rip peers
=====
RIP Peers
=====
Peer IP Addr      Interface Name      Version      Last Update
-----
10.0.5.13         router-2/2          RIPv2        0
10.0.6.16         router-2/3          RIPv2        2
10.0.9.14         router-2/5          RIPv2        8
10.0.10.15        router-2/4          RIPv2        0
-----
No. of Peers: 4
=====
*A:ALA-12#

*A:ALA-12# show router 3 rip neighbor detail
=====
RIP Neighbors (Detail)
=====
Neighbor "router-2/7"
```

```

-----
Description      : No Description Available
Primary IP      : 10.0.16.12      Group       : seven
Admin State     : Up              Oper State  : Up
Send Mode      : None            Receive Mode: Both
Metric In      : 1               Metric Out  : 1
Split Horizon   : Enabled        Check Zero  : Disabled
Message Size    : 25             Preference  : 100
Auth. Type     : None            Update Timer: 3
Timeout Timer   : 6              Flush Timer : 6
Export Policies:
  Rip2Rip
  direct2Rip
  bgp2Rip
Import Policies:
  None
=====
*A:ALA-12#
  
```

Table 322: Detailed Show RIP Neighbor Field Descriptions

Label	Description
Neighbor	The RIP neighbor name.
Description	The RIP neighbor description. No Description Available indicates no description is configured.
Primary IP	The RIP neighbor interface primary IP address.
Group	The RIP group name of the neighbor interface.
Admin State	Down — The RIP neighbor interface is administratively down. Up — The RIP neighbor interface is administratively up.
Oper State	Down — The RIP neighbor interface is operationally down. Up — The RIP neighbor interface is operationally up.
Send Mode	Bcast — Specifies that RIPv2 formatted messages are sent to the broadcast address. Mcast — Specifies that RIPv2 formatted messages are sent to the multicast address. None — Specifies that no RIP messages are sent (i.e., silent listener). RIPv1 — Specifies that RIPv1 formatted messages are sent to the broadcast address.
Recv Mode	Both — Specifies that RIP updates in either version 1 or version 2 format will be accepted. None — Specifies that RIP updates will not be accepted. RIPv1 — Specifies that RIP updates in version 1 format only will be accepted. RIPv2 — Specifies that RIP updates in version 2 format only will be accepted.
Metric In	The metric value added to routes received from a RIP neighbor.
Metric Out	The value added to routes exported into RIP and advertised to RIP neighbors.

Label	Description
Split Horizon	Disabled — Split horizon disabled for the neighbor. Enabled — Split horizon and poison reverse enabled for the neighbor.
Check Zero	Disabled — Checking of the mandatory zero fields in the RIPv1 and RIPv2 specifications are not checked allowing receipt of RIP messages even if mandatory zero fields are non-zero for the neighbor. Enabled — Checking of the mandatory zero fields in the RIPv1 and RIPv2 specifications and rejecting noncompliant RIP messages is enabled for the neighbor.
Message Size	The maximum number of routes per RIP update message.
Preference	The preference of RIP routes from the neighbor.
Auth. Type	Specifies the authentication type.
Update Timer	The current setting of the RIP update timer value expressed in seconds.
Timeout Timer	The current RIP timeout timer value expressed in seconds.
Export Policies	The export route policy that is used to determine routes advertised to all peers.
Import Policies	The import route policy that is used to determine which routes are accepted from RIP neighbors.

Sample Output

```
*A:ALA-12# show router 3 rip neighbors interface advertised-routes
=====
RIP Advertised Routes
=====
Destination      Interface      NextHop        Metric  Tag      TTL
-----
10.0.0.2/32      10.1.8.12     0.0.0.0        10     0x2002   n/a
10.0.0.5/32      10.1.8.12     0.0.0.0        10     0x2002   n/a
10.0.0.8/32      10.1.8.12     0.0.0.0        10     0x2002   n/a
10.0.0.9/32      10.1.8.12     0.0.0.0        10     0x2002   n/a
10.0.0.10/32     10.1.8.12     0.0.0.0        10     0x2002   n/a
10.0.0.12/32     10.1.8.12     0.0.0.0        1     0x0000   n/a
10.0.0.13/32     10.1.8.12     0.0.0.0        10     0x2002   n/a
10.0.0.14/32     10.1.8.12     0.0.0.0        16     0x0000   n/a
10.0.0.15/32     10.1.8.12     0.0.0.0        2     0x0000   n/a
10.0.0.16/32     10.1.8.12     0.0.0.0        3     0x0000   n/a
-----
No. of Advertised Routes: 10
=====
*A:ALA-12#
```


neighbor

Syntax

neighbor {*ip-address* | **as** *as-number* | **external** | **all**} [**soft** | **soft-inbound** | **hard**]

neighbor {*ip-address* | **as** *as-number* | **external** | **all**} **soft-route-refresh** [*family*]

neighbor {*ip-address* | **as** *as-number* | **external** | **all**} **statistics**

neighbor *ip-address* **end-of-rib**

Context

[\[Tree\]](#) (clear>router>bgp neighbor)

Full Context

clear router bgp neighbor

Description

This command resets the specified BGP peer or set of peers. By default, or when the hard option is specified, the TCP connection is brought down and the state of the BGP session returns to IDLE.

If the **soft-route-refresh** option is specified without an accompanying *family* parameter, then the session remains established and one ROUTE_REFRESH message is transmitted to the peer for each address family active on the session. If the **soft-route-refresh** option is specified with an accompanying *family* parameter, the session remains established and a single ROUTE_REFRESH message is transmitted to the peer requesting that it resend only its routes belonging to that one address family.

SR OS routers respond to route refresh requests for any supported AFI/SAFI.

Parameters

ip-address

Resets the BGP neighbor with the specified IP address.

Values ipv4-address:

- a.b.c.d

ipv6-address:

- x:x:x:x:x:x [-interface]
- x:x:x:x:x:d.d.d.d [-interface]
- x: [0 to FFFF]H
- d: [0 to 255]D
- interface: up to 32 characters, mandatory for link local addresses

as *as-number*

Resets all BGP neighbors with the specified peer AS.

Values 1 to 65535

external

Resets all EBGP neighbors.

all

Resets all BGP neighbors.

soft

Specifies that BGP neighbors re-evaluate all routes in the Local-RIB against the configured export policies.

soft-inbound

Specifies that BGP neighbors re-evaluate all routes in the RIB-In against the configured import policies.

hard

Initiates a hard reconfiguration.

statistics

Clears BGP neighbor statistics.

end-of-rib

Clears the routing information base (RIB). This command applies when the router is helping the BGP neighbor through a BGP graceful restart. When the **clear router bgp neighbor** command is issued without the end-of-rib option and the neighbor is in the process of restarting, stale routes from the neighbor will be retained until the stale-routes-time is reached or else the neighbor exits graceful restart. When the command is issued with the **end-of-rib** option, stale routes from the neighbor are deleted immediately and graceful restart procedures are aborted.

soft-route-refresh

Clears the session by sending one or more ROUTE_REFRESH messages to the peer, but the session stays up.

family

Specifies the one address family that should be encoded in the ROUTE_REFRESH request sent to the peer.

Values ipv4, vpn-ipv4, ipv6, mcast-ipv4, vpn-ipv6, l2-vpn, mvpn-ipv4, mdt-safi, flow-ipv4, ms-pw, route-target, mcast-vpn-ipv4, mvpn-ipv6, flow-ipv6, evpn, mcast-ipv6, label-ipv4, label-ipv6, mcast-vpn-ipv6, bgp-ls, sr-policy-ipv4, sr-policy-ipv6, flow-vpn-ipv4, flow-vpn-ipv6

Platforms

All

neighbor

Syntax

neighbor [*ip-address*] [*detail*]

Context

[\[Tree\]](#) (show>router>rsvp neighbor)

Full Context

show router rsvp neighbor

Description

This command shows neighbor information.

Parameters

ip-address

Displays RSVP information about the specified IP address.

detail

Displays detailed information.

Platforms

All

Output

The following output is an example of RSVP neighbor information.

Sample Output

```
*A:Dut-A>config>router>mpls>lsp$ /show router rsvp neighbor
=====
RSVP Neighbors
=====
Legend :
  LR - Local Refresh Reduction          RR - Remote Refresh Reduction
  LD - Local Reliable Delivery          RM - Remote Node supports Message ID
  LG - Local Graceful Restart           RG - Remote Graceful Restart
=====
Neighbor      Interface                Hello  Last Oper   Flags
                               Change
=====
10.20.1.2     ip-10.10.1.1             N/A   0d 00:00:44
10.20.1.3     ip-10.10.2.1             N/A   0d 00:00:44
-----
Neighbors : 2
-----
*A:Dut-A>config>router>mpls>lsp$

*A:SR1# show router rsvp neighbor detail
=====
RSVP Neighbors (Detailed)
=====
Legend :
  LR - Local Refresh Reduction          RR - Remote Refresh Reduction
  LD - Local Reliable Delivery          RM - Remote Node supports Message ID
  LG - Local Graceful Restart           RG - Remote Graceful Restart
=====
Neighbor : 30.30.30.2
-----
Interface      : int_SR1_SR3           Hello State       : Up
Last Oper Change : 0d 00:01:02           Flags             :
Source Instance : 0x6c8b7               Dst. Instance    : 0x530f8e0
Hello Refresh Time : 2 secs             Hello Timeout Time : 8 secs
```

```

Hello Timeout Cnt : 0           Inst. Mismatch Cnt : 0
Srefresh Time Rem. : 0 secs     Epoch Num Rx       : 0
Max Msg Id Rx      : 0           Out of order Msgs  : 0
Retransmitted Msgs : 0           GR Helper          : Disabled
GR Proc Invoked Cnt: 0           GR Helper State    : None
GR Helper Time Rem : N/A         GR Nbr Restart Cap : N/A
GR Nbr Restart Time: N/A         GR Nbr Recvry Time : N/A
=====

*B:edge13# show router rsvp neighbor
=====
RSVP Neighbors
=====
Legend :
  LR - Local Refresh Reduction      RR - Remote Refresh Reduction
  LD - Local Reliable Delivery       RM - Remote Node supports Message ID
  LG - Local Graceful Restart        RG - Remote Graceful Restart
=====
Neighbor      Interface      Hello  Last Oper      Flags Change
=====
10.11.101.2   e13c2_1           Up     1d 00:52:56   LR RR LD RM

LG RG
10.11.102.2   e13c2_2           Up     1d 00:52:56   LR RR LD RM
10.11.103.3   e13s1_1           Up     1d 00:52:54   LR RR LD RM

LG
10.11.104.3   e13s1_2           Up     1d 00:52:56
10.11.105.4   e13s2_1           Up     1d 00:52:56
10.11.106.4   e13s2_2           Up     1d 00:52:56
-----
Neighbors : 6
  
```

neighbor

Syntax

neighbor [*ip-address*] [*detail*]

Context

[\[Tree\]](#) (tools>dump>router>rsvp neighbor)

Full Context

tools dump router rsvp neighbor

Description

This command dumps RSVP neighbor information.

Parameters

ip-address

Specifies the IP address.

Values a.b.c.d

detail

Specifies detailed information.

Platforms

All

Output

The following output is an example of MPLS RSVP neighbor details.

Sample Output

```
*A:Dut-C# tools dump router rsvp neighbor
NEIGHBOR:
  nbrAddr 10.10.2.1 ifIndex 2
NEIGHBOR:
  nbrAddr 10.10.11.4 ifIndex 5
Total Neighbor Count: 2
```

```
*A:Dut-C# tools dump router rsvp neighbor detail
-----
NEIGHBOR:
  nbrAddr 10.10.2.1 ifIndex 2
  Current State RSVP_NBR_CREATED
  Hello Adjacency: UP   DownStream Sessions: 1   UpStream Sessions: 0   Flags: []
  SrcInstance: 0xddfe1 DstInstance: 0xde226 LastOperChange: 000 00:00:09.940
  NbrDownCount: 0 InstanceMismatchCount: 0 HelloTimeoutCount: 0 BFDDownCount: 0
  ProtectGroupId: 1026
  Refresh Reduction FSM State: NBR_RRS_DISABLED
  Refresh Reduction: Disabled
  Ack Desired: Disabled
  Remote Neighbor Message Id: Disabled
  Remote Neighbor Srefresh: Disabled
  RR Sequence Number: 0
  NeighborRREpoch: 0 Max Message Id received: 0
  Num Tx MsgIds present in the tree: 0
  Num Rx MsgIds present in the tree: 0
  Num Ack/Nacks Queued: 0
  Num Out of order Msgs: 0
  Num Retransmitted Msgs: 0
  Num Gshut PathErrs sent: 0 Psbs Skipped: 0
  Timer Off Gshut Started at 0(0 secs back)
  Graceful Helper Disabled
  Nbr Restart Cap Absent
-----
```

```
NEIGHBOR:
  nbrAddr 10.10.11.4 ifIndex 5
  Current State RSVP_NBR_CREATED
  Hello Adjacency: UP   DownStream Sessions: 1   UpStream Sessions: 0   Flags: []
  SrcInstance: 0xdc58 DstInstance: 0xdcea3 LastOperChange: 000 00:00:57.310
  NbrDownCount: 0 InstanceMismatchCount: 0 HelloTimeoutCount: 0 BFDDownCount: 0
  ProtectGroupId: 1025
  Refresh Reduction FSM State: NBR_RRS_DISABLED
  Refresh Reduction: Disabled
  Ack Desired: Disabled
  Remote Neighbor Message Id: Disabled
  Remote Neighbor Srefresh: Disabled
  RR Sequence Number: 0
  NeighborRREpoch: 0 Max Message Id received: 0
  Num Tx MsgIds present in the tree: 0
```

```

Num Rx MsgIds present in the tree: 0
Num Ack/Nacks Queued: 0
Num Out of order Msgs: 0
Num Retransmitted Msgs: 0
Num Gshut PathErrs sent: 0 Psbs Skipped: 0
Timer Off Gshut Started at 0(0 secs back)
Graceful Helper Disabled
Nbr Restart Cap Absent
-----
Total Neighbor Count: 2
*A:Dut-C#
  
```

neighbor

Syntax

neighbor [*ip-address* | *ip-int-name* [**address** *neighbor-ip-address*]] [**detail**] [*family*]

Context

[\[Tree\]](#) (show>router>pim neighbor)

Full Context

show router pim neighbor

Description

This command displays PIM neighbor information. This can be important if an interface has more than one adjacency. For example, a LAN-interface configuration with three routers connected and all are running PIM on their LAN interfaces. These routers then have two adjacencies on their LAN interface, each with different neighbors. If the **address** *ip-address* parameter is not defined in this example, then the **show** command output would display two adjacencies.

Parameters

ip-int-name

Displays interface information associated with the specified IP interface name.

ip-address

Displays interface information associated with the specified IP address.

neighbor-ip-address

Displays information about the IP address of the neighbor, on the other side of the interface.

detail

Displays detailed neighbor information.

family

Displays family information for the specified neighbor.

Values ipv4, ipv6

Platforms

All

Output

The following output is an example of a PIM neighbor configuration. [Table 323: PIM Neighbor Fields](#) provides PIM neighbor field descriptions.

Sample Output

```
ALA-1# show router pim neighbor
=====
PIM Neighbors
=====
Interface          Nbr DR      Nbr Address  Up Time      Expiry Time  Hold
                   Priority
-----
ip-10.1.7.1        5           10.1.7.7     0d 00:10:39  0d 00:01:36  105
ip-10.1.2.1        5           10.1.2.2     0d 00:10:39  0d 00:01:35  105
ip-10.111.1.1      3           10.111.1.2   0d 00:09:31  0d 00:01:15  105
-----
Neighbors : 3
=====

ALA-1#
*A:Dut-C# show router 100 pim neighbor ipv6
=====
PIM Neighbor ipv6
=====
Interface          Nbr DR Prty  Up Time      Expiry Time  Hold Time
  Nbr Address
-----
vprn_itf_C 1100      1           0d 00:02:54  0d 00:01:43  105
  ff00:db8:4403:1ff:fe01:2
mpls-if-74456(W) 1           0d 00:02:10  never         65535
  ff00:db8:a14:104
mpls-if-74457(W) 1           0d 00:02:10  never         65535
  ff00:db8:a14:105
mpls-virt-if-1030145 1           0d 00:02:44  never         65535
  ff00:db8:a14:102
-----
Neighbors : 4
=====

ALA-1# show router pim neighbor detail
=====
PIM Neighbor
=====
Interface          : ip-10.1.7.1
Neighbor Addr      : 10.1.7.7      DR Priority        : 5
Tracking Support   : No            LAN Delay(ms)     : 500
Gen Id             : 26470        Override Intvl(ms): 2500
Up Time            : 0d 00:10:41  Expiry Time       : 0d 00:01:34
Hold Time(sec)    : 105
=====
PIM Neighbor
=====
Interface          : ip-10.1.2.1
Neighbor Addr      : 10.1.2.2      DR Priority        : 5
Tracking Support   : No            LAN Delay(ms)     : 500
Gen Id             : 37928        Override Intvl(ms): 2500
Up Time            : 0d 00:10:42  Expiry Time       : 0d 00:01:33
Hold Time(sec)    : 105
```

```

=====
PIM Neighbor
=====
Interface       : ip-10.111.1.1
Neighbor Addr   : 10.111.1.2      DR Priority      : 3
Tracking Support : No           LAN Delay(ms)   : 500
Gen Id          : 742098371     Override Intvl(ms) : 2500
Up Time         : 0d 00:09:33   Expiry Time     : 0d 00:01:43
Hold Time(sec)  : 105
-----
Neighbors : 3
=====
ALA-1#

```

Table 323: PIM Neighbor Fields

Label	Description
Interface	The neighbor's interface name. (W) indicates wildcard tunnels.
Nbr DR Priority	The value of the neighbor's DR priority which is received in the hello message.
Nbr Address	The neighbor's address.
Up Time	The time since this PIM neighbor (last) became a neighbor of the local router
Expiry Time	The minimum time remaining before this PIM neighbor is aged out 0 — Means that this neighbor never ages out. This happens when the PIM neighbor sends a Hello message with holdtime set to `0xffff`.
Hold Time	The value of the hold time present in the hello message
DR Priority	The value of the neighbor's DR priority which is received in the hello message
Tracking Support	Indicates if the T bit in the LAN prune delay option was present in the hello message. This indicates the neighbor's capability to disable join message suppression.
LAN Delay	The value of the LAN delay field present in the hello message received from the neighbor
Gen Id	A randomly generated 32-bit value that is regenerated each time PIM forwarding is started or restarted on the interface, including when the router itself restarts. When a hello message with a new GenID is received from a neighbor, any old hello information about that neighbor is discarded and superseded by the information from the new hello message.
Override Intvl (ms)	The value of the override interval present in the Hello message

neighbor

Syntax

neighbor [*ip-int-name* | *ip-address* | *mpls-if-name*] [*family*]

Context

[\[Tree\]](#) (clear>router>pim neighbor)

Full Context

clear router pim neighbor

Description

This command clears PIM neighbor data on a specified interface or IP address.

Parameters

ip-int-name

Clears PIM neighbor on the specified interface.

ip-address

Clears PIM neighbor on the specified IP address.

mpls-if-name

Clears information associated with the specified MPLS interface.

Values mpls-if-index

family

Clears neighbor family information.

Values ipv4, ipv6

Platforms

All

neighbor

Syntax

neighbor [{{*ip-int-name* | *ip-address*} | **mac** *ieee-mac-address* | **summary**}] [{{**dynamic** | **static** | **managed**}}

Context

[\[Tree\]](#) (show>router neighbor)

Full Context

show router neighbor

Description

This command displays information about the IPv6 neighbor cache.

Parameters

ip-int-name

Specifies the IP interface name.

ip-address

Specifies the address of the IPv6 interface address.

ieee-mac-address

Specifies the MAC address.

summary

Displays summary neighbor information.

dynamic

Displays dynamic neighbor information.

static

Displays static neighbor information.

managed

Displays managed neighbor information.

Platforms

All

Output

Neighbor Output — The following output is an example of IPv6 neighbor information, and [Table 324: Neighbor Fields](#) describes the fields.

Sample Output

```
B:CORE2# show router neighbor
=====
Neighbor Table (Router: Base)
=====
IPv6 Address      State      Interface      Expiry      Type      RTR
MAC Address
-----
fe80::203:faff:fe78:5c88
00:16:4d:50:17:a3      STALE      net1_1_2      03h52m08s      Dynamic      Yes
fe80::203:faff:fe81:6888
00:03:fa:1a:79:22      STALE      net1_2_3      03h29m28s      Dynamic      Yes
-----
No. of Neighbor Entries: 2
=====
B:CORE2#
```

Table 324: Neighbor Fields

Label	Description
IPv6 Address	Displays the IPv6 address
Interface	Displays the name of the IPv6 interface name
MAC Address	Specifies the link-layer address
State	Displays the current administrative state
Exp	Displays the number of seconds until the entry expires
Type	Displays the type of IPv6 interface
Interface	Displays the interface name
Rtr	Specifies whether a neighbor is a router
Mtu	Displays the MTU size

neighbor

Syntax

neighbor {all | *ipv6-address* [**interface** *interface-name*]}

neighbor interface {*ip-int-name* | *ipv6-address*}

Context

[\[Tree\]](#) (clear>router neighbor)

Full Context

clear router neighbor

Description

This command clears IPv6 neighbor information.

Parameters

all

Clears all IPv6 neighbors.

ipv6-address

Clears the specified IPv6 neighbors.

Values

ipv6-address: x:x:x:x:x:x:x (eight 16-bit pieces)

x:x:x:x:x:d.d.d.d

x: [0 to FFFF]H

d: [0 to 255]D

interface-name

Specifies the interface name.

ip-int-name

Clears the specified neighbor interface information, up to 32 characters.

Platforms

All

neighbor

Syntax

neighbor [detail]

Context

[\[Tree\]](#) (show>ospf neighbor)

[\[Tree\]](#) (show>ospf3 neighbor)

Full Context

show ospf neighbor

show ospf3 neighbor

Description

This command shows all OSPFv2 or OSPFv3 neighbor information.

Parameters

detail

Displays the detailed OSPF and OSPF3 neighbor status for all routers and all instances.

Platforms

All

Output

The following output is an example of OSPF and OSPF3 neighbor information.

Sample Output

```
*A:Dut-C# show ospf neighbor
```

```
=====
Rtr Base OSPFv2 Instance 0 Neighbors
=====
```

```

Interface-Name      Rtr Id      State      Pri  RetxQ  TTL
  Area-Id
-----
DUTC_TO_DUTB.1.0   10.20.1.2   Full       1    0      9
  0.0.0.0
DUTC_TO_DUTE.1.0   10.20.1.5   Full       1    0      9
  0.0.0.0
DUTC_TO_DUTB.2.0   10.20.1.2   Full       1    0      9
  0.0.0.0
DUTC_TO_DUTE.2.0   10.20.1.5   Full       1    0      9
  0.0.0.0
DUTC_TO_DUTA.13.0  10.20.1.1   Full       1    0      9
  0.0.0.0
DUTC_TO_DUTA.14.0  10.20.1.1   Full       1    0      9
  0.0.0.0
-----
No. of Neighbors: 6
=====

Rtr vprn1 OSPFv2 Instance 0 Neighbors
=====
Interface-Name      Rtr Id      State      Pri  RetxQ  TTL
  Area-Id
-----
DUTC_TO_DUTA.7.0   10.20.4.1   Full       1    0      9
  0.0.0.0
DUTC_TO_DUTD.7.0   10.20.4.4   Full       1    0     12
  0.0.0.0
DUTC_TO_DUTA.8.0   10.20.4.1   Full       1    0      9
  0.0.0.0
DUTC_TO_DUTD.8.0   10.20.4.4   Full       1    0     12
  0.0.0.0
-----
No. of Neighbors: 4
=====
*A:Dut-C# show ospf neighbor detail
=====

Rtr Base OSPFv2 Instance 0 Neighbors (detail)
-----
Neighbor Rtr Id : 10.20.1.2  Interface: DUTC_TO_DUTB.1.0
-----
Neighbor IP Addr : 1.0.23.2
Local IF IP Addr : 1.0.23.3
Area Id          : 0.0.0.0
Designated Rtr  : 0.0.0.0          Backup Desig Rtr : 0.0.0.0
Neighbor State  : Full              Priority          : 1
Retrans Q Length : 0                Options           : - E - - - - 0 --
Events          : 4                  Last Event Time  : 09/20/2018 14:38:42
Up Time         : 0d 00:02:34        Time Before Dead : 9 sec
GR Helper       : Not Helping        GR Helper Age    : 0 sec
GR Exit Reason  : None               GR Restart Reason: Unknown (0)
Bad Nbr States  : 1                  LSA Inst fails  : 0
Bad Seq Nums    : 0                  Bad MTUs         : 0
Bad Packets     : 0                  LSA not in LSDB : 0
Option Mismatches: 0                Nbr Duplicates  : 0
Num Restarts    : 0                  Last Restart at  : Never
<snip>
=====
*A:Dut-C#
*A:Dut-C#
*A:Dut-C# show ospf3 neighbor

```

```

=====
Rtr Base OSPFv3 Instance 0 Neighbors
=====
Interface-Name      Rtr Id      State      Pri  RetxQ  TTL
  Area-Id
-----
DUTC_TO_DUTB.3.0    10.20.2.2   Full       1    0      8
  0.0.0.0
DUTC_TO_DUTE.3.0    10.20.2.5   Full       1    0      8
  0.0.0.0
DUTC_TO_DUTB.4.0    10.20.2.2   Full       1    0      8
  0.0.0.0
DUTC_TO_DUTE.4.0    10.20.2.5   Full       1    0      8
  0.0.0.0
DUTC_TO_DUTA.15.0   10.20.2.1   Full       1    0      8
  0.0.0.0
DUTC_TO_DUTA.16.0   10.20.2.1   Full       1    0      9
  0.0.0.0
-----
No. of Neighbors: 6
=====

```

```

=====
Rtr Base OSPFv3 Instance 64 Neighbors
=====
Interface-Name      Rtr Id      State      Pri  RetxQ  TTL
  Area-Id
-----
DUTC_TO_DUTB.5.0    10.20.3.2   Full       1    0      9
  0.0.0.0
DUTC_TO_DUTE.5.0    10.20.3.5   Full       1    0      9
  0.0.0.0
DUTC_TO_DUTB.6.0    10.20.3.2   Full       1    0      9
  0.0.0.0
DUTC_TO_DUTE.6.0    10.20.3.5   Full       1    0      9
  0.0.0.0
DUTC_TO_DUTA.17.0   10.20.3.1   Full       1    0      9
  0.0.0.0
DUTC_TO_DUTA.18.0   10.20.3.1   Full       1    0      9
  0.0.0.0
-----
No. of Neighbors: 6
=====

```

<snip>

*A:Dut-C# show ospf3 neighbor detail

```

=====
Rtr Base OSPFv3 Instance 0 Neighbors (detail)
=====
Neighbor Rtr Id : 10.20.2.2  Interface: DUTC_TO_DUTB.3.0
-----
Neighbor IP Addr : fe80::200:ff:fe00:2-"DUTC_TO_DUTB.3.0"
Local IF IP Addr : fe80::200:ff:fe00:3-"DUTC_TO_DUTB.3.0"
Area Id          : 0.0.0.0
Designated Rtr  : 0.0.0.0          Backup Desig Rtr : 0.0.0.0
Neighbor State   : Full              Priority          : 1
Retrans Q Length : 0                Options           : ---R--EV6
Events           : 4                Last Event Time  : 09/20/2018 14:38:43
Up Time          : 0d 00:03:01       Time Before Dead : 8 sec
GR Helper        : Not Helping       GR Helper Age    : 0 sec

```

```

GR Exit Reason      : None                GR Restart Reason: Unknown (0)
Bad Nbr States     : 1                   LSA Inst fails   : 0
Bad Seq Nums       : 0                   Bad MTUs         : 0
Bad Packets        : 0                   LSA not in LSDB : 0
Option Mismatches  : 0                   Nbr Duplicates  : 0
Num Restarts       : 0                   Last Restart at  : Never
-----
Neighbor Rtr Id    : 10.20.2.5   Interface: DUTC_TO_DUTE.3.0
-----
Neighbor IP Addr   : fe80::200:ff:fe00:5-"DUTC_TO_DUTE.3.0"
Local IF IP Addr   : fe80::200:ff:fe00:3-"DUTC_TO_DUTE.3.0"
Area Id            : 0.0.0.0
Designated Rtr    : 0.0.0.0             Backup Desig Rtr : 0.0.0.0
Neighbor State     : Full                Priority          : 1
Retrans Q Length   : 0                   Options           : ----R--EV6
Events             : 6                   Last Event Time  : 09/20/2018 14:38:43
Up Time           : 0d 00:03:02         Time Before Dead : 9 sec
GR Helper          : Not Helping         GR Helper Age    : 0 sec
GR Exit Reason     : None                GR Restart Reason: Unknown (0)
Bad Nbr States     : 0                   LSA Inst fails   : 0
Bad Seq Nums       : 0                   Bad MTUs         : 0
Bad Packets        : 0                   LSA not in LSDB : 0
Option Mismatches  : 0                   Nbr Duplicates  : 0
Num Restarts       : 0                   Last Restart at  : Never
-----
Neighbor Rtr Id    : 10.20.2.2   Interface: DUTC_TO_DUTB.4.0
-----
Neighbor IP Addr   : fe80::200:ff:fe00:2-"DUTC_TO_DUTB.4.0"
Local IF IP Addr   : fe80::200:ff:fe00:3-"DUTC_TO_DUTB.4.0"
Area Id            : 0.0.0.0
Designated Rtr    : 0.0.0.0             Backup Desig Rtr : 0.0.0.0
Neighbor State     : Full                Priority          : 1
Retrans Q Length   : 0                   Options           : ----R--EV6
Events             : 4                   Last Event Time  : 09/20/2018 14:38:43
Up Time           : 0d 00:03:02         Time Before Dead : 9 sec
GR Helper          : Not Helping         GR Helper Age    : 0 sec
GR Exit Reason     : None                GR Restart Reason: Unknown (0)
Bad Nbr States     : 1                   LSA Inst fails   : 0
Bad Seq Nums       : 0                   Bad MTUs         : 0
Bad Packets        : 0                   LSA not in LSDB : 0
Option Mismatches  : 0                   Nbr Duplicates  : 0
Num Restarts       : 0                   Last Restart at  : Never
-----
<snip>
=====
*A:Dut-C#

```

neighbor

Syntax

neighbor [*ip-int-name* | *ip-address*] [**detail**]

neighbor [*ip-int-name*] [*router-id*] [**detail**]

neighbor overview

neighbor [**remote** *ip-address*] [**detail**]

Context

[\[Tree\]](#) (show>router>ospf neighbor)

[\[Tree\]](#) (show>router>ospf3 neighbor)

Full Context

show router ospf neighbor

show router ospf3 neighbor

Description

This command displays neighbor information. To reduce the amount of output, the user can select the neighbors on a given interface by address or name.

The **detail** option produces a large amount of data. It is recommended to use **detail** only when requesting a specific neighbor.

Parameters

ip-int-name

Displays neighbor information only for neighbors of the interface identified by the interface name.

ip-address

Displays neighbor information only for neighbors of the interface identified by the IP address.

router-id

Displays neighbor information for the neighbor identified by the specified router ID in the **show> router>ospf3** context.

remote

Displays neighbor information for the neighbor identified by the specified remote IP address in the **show>router>ospf** context.

Platforms

All

Output

Standard OSPF Neighbor Output

[Table 325: OSPF Neighbor Output Fields](#) describes the standard command output fields for an OSPF neighbor.

Table 325: OSPF Neighbor Output Fields

Label	Description
Nbr IP Addr	The IP address this neighbor is using in its IP Source Address. On addressless links, this will not be 0.0.0.0, but the address of another of the neighbor's interfaces.

Label	Description
Nbr Rtr Id	A 32-bit integer uniquely identifying the neighboring router in the Autonomous System.
Nbr State	<p>Down — This is the initial state of a neighbor conversation. It indicates that there has been no recent information received from the neighbor.</p> <p>Attempt — This state is only valid for neighbors attached to NBMA networks. It indicates that no recent information has been received from the neighbor, but that a more concerted effort should be made to contact the neighbor.</p> <p>Init — In this state, an Hello packet has recently been seen from the neighbor. However, bidirectional communication has not yet been established with the neighbor (the router itself did not appear in the neighbor's Hello packet).</p> <p>Two Way — In this state, communication between the two routers is bidirectional.</p> <p>ExchStart — This is the first step in creating an adjacency between the two neighboring routers. The goal of this step is to decide which router is the master, and to decide upon the initial Database Descriptor sequence number.</p> <p>Exchange — In this state the router is describing its entire link state database by sending Database Description packets to the neighbor.</p> <p>Loading — In this state, Link State Request packets are sent to the neighbor asking for the more recent LSAs that have been discovered (but not yet received) in the Exchange state.</p> <p>Full — In this state, the neighboring routers are fully adjacent. These adjacencies will now appear in router-LSAs and network-LSAs.</p>
Priority	The priority of this neighbor in the designated router election algorithm. The value 0 signifies that the neighbor is not eligible to become the designated router on this particular network.
RetxQ Len	The current length of the retransmission queue.
Dead Time	The time until this neighbor is declared down, this timer is set to the dead router interval when a valid hello packet is received from the neighbor.
No. of Neighbors	The number of adjacent OSPF neighbors on this interface.

Sample Output

```
A:ALA-A# show router ospf 1 neighbor
=====
Rtr Base OSPFv2 Instance 1 Neighbors
=====
```

```

Interface-Name          Rtr Id      State      Pri  RetxQ  TTL
-----
pc157-2/1              10.13.8.158 Full       1    0      37
pc157-2/2              10.13.7.165 Full      100    0      33
pc157-2/3              10.13.6.188 Full       1    0      38
-----
No. of Neighbors: 3
=====
A:ALA-A#
    
```

Detailed OSPF Neighbor Output

[Table 326: Detailed OSPF Neighbor Output Fields](#) describes the detailed command output fields for an OSPF neighbor.

Table 326: Detailed OSPF Neighbor Output Fields

Label	Description
Neighbor IP Addr	The IP address this neighbor is using in its IP source address. On addressless links, this will not be 0.0.0.0, but the address of another of the neighbor's interfaces.
Local IF IP Addr	The IP address of this OSPF interface.
Area Id	A 32-bit integer uniquely identifying the area to which this interface is connected. Area ID 0.0.0.0 is used for the OSPF backbone
Designated Rtr	The IP Interface address of the router identified as the Designated Router for the network in which this interface is configured. Set to 0.0.0.0 if there is no Designated router.
Neighbor Rtr Id	A 32-bit integer uniquely identifying the neighboring router in the AS.
Neighbor State	<p>Down — This is the initial state of a neighbor conversation. It indicates that there has been no recent information received from the neighbor.</p> <p>Attempt — This state is only valid for neighbors attached to NBMA networks. It indicates that no recent information has been received from the neighbor, but that a more concerted effort should be made to contact the neighbor.</p> <p>Init — In this state, an Hello packet has recently been seen from the neighbor. However, bidirectional communication has not yet been established with the neighbor (the router itself did not appear in the neighbor's Hello packet).</p> <p>Two Way — In this state, communication between the two routers is bidirectional.</p> <p>Exchange start — This is the first step in creating an adjacency between the two neighboring routers. The goal of this step is to decide which router is the master, and to decide upon the initial Database Descriptor sequence number.</p>

Label	Description
	<p>Exchange — In this state the router is describing its entire link state database by sending Database Description packets to the neighbor.</p> <p>Loading — In this state, Link State Request packets are sent to the neighbor asking for the more recent LSAs that have been discovered (but not yet received) in the Exchange state.</p> <p>Full — In this state, the neighboring routers are fully adjacent. These adjacencies will now appear in router-LSAs and network-LSAs.</p>
Priority	The priority of this neighbor in the designated router election algorithm. The value 0 signifies that the neighbor is not eligible to become the designated router on this particular network.
Retrans Q Length	The current length of the retransmission queue.
Options	<p>E — External Routes Support</p> <p>MC — Multicast Support</p> <p>N/P — Type 7 LSA Support</p> <p>EA — External Attribute LSA Support</p> <p>DC — Demand Circuit Support</p> <p>O — Opaque LSA Support</p>
Backup Desig Rtr	The IP Interface address of the router identified as the Backup Designated Router for the network in which this interface is configured. Set to 0.0.0.0 if there is no backup designated router.
Events	The number of times this neighbor relationship has changed state, or an error has occurred.
Last Event Time	The time when the last event occurred that affected the adjacency to the neighbor.
Up Time	This value represents the uninterrupted time, in hundredths of seconds, the adjacency to this neighbor has been up. To evaluate when the last state change occurred see last event time.
Time Before Dead	The time until this neighbor is declared down, this timer is set to the dead router interval when a valid hello packet is received from the neighbor.
Bad Nbr States	The total number of OSPF packets received when the neighbor state was not expecting to receive this packet type since this interface was last enabled.

Label	Description
LSA Inst fails	The total number of times an LSA could not be installed into the LSDB due to a resource allocation issue since this interface was last enabled.
Bad Seq Nums	The total number of times when a database description packet was received with a sequence number mismatch since this interface was last enabled.
Bad MTUs	The total number of times when the MTU in a received database description packet was larger than the MTU of the receiving interface since this interface was last enabled.
Bad Packets	The total number of times when an LS update was received with an illegal LS type or an option mismatch since this interface was last enabled.
LSA not in LSDB	The total number of times when an LS request was received for an LSA not installed in the LSDB of this router since this interface was last enabled.
Option Mismatches	The total number of times when a LS update was received with an option mismatch since this interface was last enabled.
Nbr Duplicates	The total number of times when a duplicate database description packet was received during the exchange state since this interface was last enabled.

Sample Output

```
*A:Dut-C# show router ospf neighbor detail
=====
Rtr Base OSPFv2 Instance 0 Neighbors (detail)
=====
-----
Neighbor Rtr Id : 10.20.1.1 Interface: to_Dut-A
-----
Neighbor IP Addr : 1.1.3.1
Local IF IP Addr : 1.1.3.3
Area Id          : 0.0.0.1           Adj SR SID      : Label 262141
Designated Rtr  : 10.20.1.3         Backup Desig Rtr : 10.20.1.1
Neighbor State  : Full              Priority         : 1
Retrans Q Length : 0                Options          : - E - - - - 0 --
Events          : 5                  Last Event Time  : 05/27/2015 08:36:02
Up Time         : 0d 00:11:01        Time Before Dead : 8 sec
GR Helper       : Not Helping        GR Helper Age    : 0 sec
GR Exit Reason  : None               GR Restart Reason: Unknown
Bad Nbr States  : 1                  LSA Inst fails  : 0
Bad Seq Nums    : 0                  Bad MTUs        : 0
Bad Packets     : 0                  LSA not in LSDB : 0
Option Mismatches: 0                 Nbr Duplicates  : 0
Num Restarts    : 0                  Last Restart at  : Never
-----
Neighbor Rtr Id : 10.20.1.2 Interface: to_Dut-B1
-----
Neighbor IP Addr : 1.2.3.2
Local IF IP Addr : 1.2.3.3
```

```

Area Id      : 0.0.0.1      Adj SR SID   : Label 262139
Designated Rtr : 10.20.1.3  Backup Desig Rtr : 10.20.1.2
Neighbor State : Full      Priority      : 1
Retrans Q Length : 0      Options      : - E - - - - 0 --
Events       : 6          Last Event Time : 05/27/2015 08:36:03
Up Time      : 0d 00:11:03 Time Before Dead : 10 sec
GR Helper    : Not Helping GR Helper Age  : 0 sec
GR Exit Reason : None     GR Restart Reason: Unknown
Bad Nbr States : 1      LSA Inst fails : 0
Bad Seq Nums  : 0      Bad MTUs       : 0
Bad Packets   : 0      LSA not in LSDB : 0
Option Mismatches: 0    Nbr Duplicates : 0
Num Restarts  : 0      Last Restart at : Never
-----
Neighbor Rtr Id : 10.20.1.2 Interface: to_Dut-B2
-----
Neighbor IP Addr : 2.2.3.2
Local IF IP Addr : 2.2.3.3
Area Id          : 0.0.0.0      Adj SR SID   : Label 262138
Designated Rtr  : 10.20.1.3    Backup Desig Rtr : 10.20.1.2
Neighbor State   : Full      Priority      : 1
Retrans Q Length : 0      Options      : - E - - - - 0 --
Events          : 5          Last Event Time : 05/27/2015 08:36:03
Up Time         : 0d 00:11:01 Time Before Dead : 9 sec
GR Helper       : Not Helping GR Helper Age  : 0 sec
GR Exit Reason  : None     GR Restart Reason: Unknown
Bad Nbr States  : 1      LSA Inst fails : 0
Bad Seq Nums    : 0      Bad MTUs       : 0
Bad Packets     : 0      LSA not in LSDB : 0
Option Mismatches: 0    Nbr Duplicates : 0
Num Restarts    : 0      Last Restart at : Never
-----
Neighbor Rtr Id : 10.20.1.5 Interface: to_Dut-E
-----
Neighbor IP Addr : 1.3.5.5
Local IF IP Addr : 1.3.5.3
Area Id          : 0.0.0.0      Adj SR SID   : Label 262140
Designated Rtr  : 10.20.1.5    Backup Desig Rtr : 10.20.1.3
Neighbor State   : Full      Priority      : 1
Retrans Q Length : 0      Options      : - E - - - - 0 --
Events          : 7          Last Event Time : 05/27/2015 08:36:04
Up Time         : 0d 00:11:01 Time Before Dead : 8 sec
GR Helper       : Not Helping GR Helper Age  : 0 sec
GR Exit Reason  : None     GR Restart Reason: Unknown
Bad Nbr States  : 0      LSA Inst fails : 0
Bad Seq Nums    : 0      Bad MTUs       : 0
Bad Packets     : 0      LSA not in LSDB : 0
Option Mismatches: 0    Nbr Duplicates : 0
Num Restarts    : 0      Last Restart at : Never
=====
*A:Dut-C#
=====
A:ALA-A# show router ospf 1 neighbor detail
=====
Rtr Base OSPFv2 Instance 1 Neighbors (detail)
-----
Neighbor Rtr Id : 10.13.8.158 Interface: pc157-2/1
-----
Neighbor IP Addr : 10.16.1.8
Local IF IP Addr : 10.16.1.7
Area Id          : 0.0.0.0
Designated Rtr  : 0.0.0.0      Backup Desig Rtr : 0.0.0.0
Neighbor State   : Full      Priority      : 1
Retrans Q Length : 0      Options      : -E--0-
  
```

```

Events          : 4                Last Event Time : 05/06/2006 00:11:16
Up Time        : 1d 18:20:20       Time Before Dead : 38 sec
GR Helper      : Not Helping       GR Helper Age   : 0 sec
GR Exit Reason : None              GR Restart Reason: Unknown
Bad Nbr States : 1                 LSA Inst fails  : 0
Bad Seq Num    : 0                 Bad MTUs        : 0
Bad Packets    : 0                 LSA not in LSDB: 0
Option Mismatches: 0              Nbr Duplicates  : 0
Num Restarts   : 0                 Last Restart at : Never
-----
Neighbor Rtr Id : 10.13.7.165      Interface: pc157-2/2
-----
Neighbor IP Addr : 10.12.1.3
Local IF IP Addr : 10.12.1.7
Area Id         : 0.0.0.0
Designated Rtr : 10.13.9.157      Backup Desig Rtr : 10.13.7.165
Neighbor State  : Full             Priority          : 100
Retrans Q Length : 0              Options          : -E--0-
Events         : 4                Last Event Time  : 05/05/2006 01:39:13
Up Time        : 0d 16:52:27      Time Before Dead : 33 sec
GR Helper      : Not Helping       GR Helper Age   : 0 sec
GR Exit Reason : None              GR Restart Reason: Unknown
Bad Nbr States : 0                 LSA Inst fails  : 0
Bad Seq Num    : 0                 Bad MTUs        : 0
Bad Packets    : 0                 LSA not in LSDB: 0
Option Mismatches: 0              Nbr Duplicates  : 0
Num Restarts   : 0                 Last Restart at : Never
-----
Neighbor Rtr Id : 10.13.6.188      Interface: pc157-2/3
-----
Neighbor IP Addr : 10.14.1.4
Local IF IP Addr : 10.14.1.7
Area Id         : 0.0.0.0
Designated Rtr : 10.13.9.157      Backup Desig Rtr : 10.13.6.188
Neighbor State  : Full             Priority          : 1
Retrans Q Length : 0              Options          : -E--0-
Events         : 4                Last Event Time  : 05/05/2006 08:35:18
Up Time        : 0d 09:56:25      Time Before Dead : 38 sec
GR Helper      : Not Helping       GR Helper Age   : 0 sec
GR Exit Reason : None              GR Restart Reason: Unknown
Bad Nbr States : 1                 LSA Inst fails  : 0
Bad Seq Num    : 0                 Bad MTUs        : 0
Bad Packets    : 0                 LSA not in LSDB: 0
Option Mismatches: 0              Nbr Duplicates  : 0
Num Restarts   : 0                 Last Restart at : Never
=====
A:ALA-A#

```

neighbor

Syntax

neighbor [*ip-int-name* | *ip-address*]

neighbor [*ip-int-name*] [*router-id*]

Context

[Tree] (clear>router>ospf3 neighbor)

[Tree] (clear>router>ospf neighbor)

Full Context

```
clear router ospf3 neighbor  
clear router ospf neighbor
```

Description

This command marks the neighbor as dead and re-initiates the affected adjacencies.

Parameters

ip-int-name

Clears all neighbors for the interface specified by this interface name.

ip-address

Clears all neighbors for the interface specified by this IP address.

router-id

Clears all neighbors for the interface specified by this router ID.

Platforms

All

neighbor

Syntax

```
neighbor [ip-int-name | ipv6-address] [detail]
```

```
neighbor [detail] advertised-routes [ip-int-name | ipv6-link-local-address]
```

Context

[\[Tree\]](#) (show>router>ripng neighbor)

Full Context

```
show router ripng neighbor
```

Description

This command displays RIPng neighbor interface information.

Parameters

ip-int-name | *ipv6-address*

Displays information for the specified IPv6 interface and address.

Default all neighbor interfaces

advertised-routes

Displays the routes advertised to RIPng neighbors. If no neighbors are specified, then all routes advertised to all neighbors are displayed. If a specific neighbor is given then only routes advertised to the given neighbor/interface are displayed.

Default displays RIPng information

ipv6-link-local-address

Displays information about the of the IPv6 link local address for the neighbor.

detail

Displays detailed information.

Platforms

All

Output

The following output is an example of RIPng neighbor information.

Sample Output

```
*A:Dut-C>config>router>if# show router ripng neighbor "one"
=====
RIP-NG Neighbors
=====
Interface                Adm  Opr  Primary IP          Send  Recv  Metric
                        Mode Mode                In
-----
one                       Up   Up   3ffe::10:10:3:*    RipNg RipNg 1
-----
No. of Neighbors: 1
=====
* indicates that the corresponding row element may have been truncated.
*A:Dut-C>config>router>if# show router ripng neighbor "one" detail
=====
RIP-NG Neighbors (Detail)
=====
Neighbor "one"
-----
Description      : n/a
Primary IP       : 3ffe::10:10:3:3/1* Group      : A
Admin State      : Up           Oper State  : Up
Send Mode        : RipNg        Receive Mode: RipNg
Metric In        : 1           Metric Out  : 1
Split Horizon    : Enabled      Check Zero  : Disabled
Message Size     : 25           Preference  : 100
Update Timer     : 1           Update Timer: 1
Flush Timer      : 5           Flush Timer : 5
Timeout Timer    : 5
BFD              : Enabled
Export Policies:
  directToRipng
Import Policies:
  None
=====
* indicates that the corresponding row element may have been truncated.
```

```
*A:Dut-C>config>router>if# show router ripng neighbor 3ffe::10:10:12:3
=====
RIP-NG Neighbors
=====
Interface                Adm  Opr  Primary IP          Send  Recv  Metric
                        Mode Mode                In
-----
```



```

three                               Up   Up   3ffe::10:10:12* RipNg RipNg 1
-----
No. of Neighbors: 1
=====
* indicates that the corresponding row element may have been truncated.
*A:Dut-C>config>router>if# show router ripng neighbor 3ffe::10:10:12:3 detail
=====
RIP-NG Neighbors (Detail)
=====
Neighbor "three"
-----
Description      : n/a
Primary IP       : 3ffe::10:10:12:3/* Group      : B
Admin State      : Up           Oper State   : Up
Send Mode        : RipNg        Receive Mode : RipNg
Metric In        : 1           Metric Out   : 1
Split Horizon    : Enabled      Check Zero   : Disabled
Message Size     : 25           Preference   : 100
                                     Update Timer : 1
Timeout Timer    : 5           Flush Timer  : 5
BFD              : Disabled
Export Policies:
  directToRipng
Import Policies:
  None
=====
* indicates that the corresponding row element may have been truncated.
*A:Dut-C>config>router>if# show router ripng neighbor advertised-routes
=====
RIP-NG Advertised Routes
=====
Destination                               Interface
Link-local-address                        Metric TTL
-----
3ffe::103:800/120                          one
  fe80::662d:ffff:fe00:0                    1    n/a
3ffe::103:800/120                          two
  fe80::662d:ffff:fe00:0                    1    n/a
3ffe::103:800/120                          three
  fe80::662d:ffff:fe00:0                    1    n/a
3ffe::103:800/120                          four
  fe80::662d:ffff:fe00:0                    1    n/a
3ffe::10:10:3:0/120                         one
  fe80::662d:ffff:fe00:0                    1    n/a
3ffe::10:10:3:0/120                         two
  fe80::662d:ffff:fe00:0                    1    n/a
3ffe::10:10:3:0/120                         three
  fe80::662d:ffff:fe00:0                    1    n/a
3ffe::10:10:3:0/120                         four
  fe80::662d:ffff:fe00:0                    1    n/a
3ffe::10:10:12:0/120                       one
  fe80::662d:ffff:fe00:0                    1    n/a
3ffe::10:10:12:0/120                       two
  fe80::662d:ffff:fe00:0                    1    n/a
3ffe::10:10:12:0/120                       three
  fe80::662d:ffff:fe00:0                    1    n/a
3ffe::10:10:12:0/120                       four
  fe80::662d:ffff:fe00:0                    1    n/a
3ffe::10:10:103:0/120                      one
  fe80::662d:ffff:fe00:0                    1    n/a
3ffe::10:10:103:0/120                      two
  fe80::662d:ffff:fe00:0                    1    n/a
3ffe::10:10:103:0/120                      three
  fe80::662d:ffff:fe00:0                    1    n/a
  
```

```

fe80::662d:ffff:fe00:0          1    n/a
3ffe::10:10:103:0/120          four
fe80::662d:ffff:fe00:0          1    n/a
3ffe::10:10:112:0/120          one
fe80::662d:ffff:fe00:0          1    n/a
3ffe::10:10:112:0/120          two
fe80::662d:ffff:fe00:0          1    n/a
3ffe::10:10:112:0/120          three
fe80::662d:ffff:fe00:0          1    n/a
3ffe::10:10:112:0/120          four
fe80::662d:ffff:fe00:0          1    n/a
3ffe::10:20:1:2/128            one
fe80::662d:ffff:fe00:0          16   n/a
3ffe::10:20:1:2/128            two
fe80::662d:ffff:fe00:0          16   n/a
3ffe::10:20:1:2/128            three
fe80::662d:ffff:fe00:0          16   n/a
3ffe::10:20:1:2/128            four
fe80::662d:ffff:fe00:0          16   n/a
3ffe::10:20:1:3/128            one
fe80::662d:ffff:fe00:0          1    n/a
3ffe::10:20:1:3/128            two
fe80::662d:ffff:fe00:0          1    n/a
3ffe::10:20:1:3/128            three
fe80::662d:ffff:fe00:0          1    n/a
3ffe::10:20:1:3/128            four
fe80::662d:ffff:fe00:0          1    n/a
-----
No. of Advertised Routes: 28
=====
*A:Dut-C>config>router>if# show router ripng neighbor advertised-routes "one"
=====
RIP-NG Advertised Routes
=====
Destination                               Interface
Link-local-address                        Metric TTL
-----
3ffe::103:800/120                          one
fe80::662d:ffff:fe00:0                    1    n/a
3ffe::10:10:3:0/120                         one
fe80::662d:ffff:fe00:0                    1    n/a
3ffe::10:10:12:0/120                       one
fe80::662d:ffff:fe00:0                    1    n/a
3ffe::10:10:103:0/120                      one
fe80::662d:ffff:fe00:0                    1    n/a
3ffe::10:10:112:0/120                      one
fe80::662d:ffff:fe00:0                    1    n/a
3ffe::10:20:1:2/128                         one
fe80::662d:ffff:fe00:0                    16   n/a
3ffe::10:20:1:3/128                         one
fe80::662d:ffff:fe00:0                    1    n/a
-----
No. of Advertised Routes: 7
=====
*A:Dut-C>config>router>if# show router ripng neighbor advertised-routes fe80::662d:ffff:fe00:0
=====
RIP-NG Advertised Routes
=====
Destination                               Interface
Link-local-address                        Metric TTL
-----
3ffe::103:800/120                          one
fe80::662d:ffff:fe00:0                    1    n/a

```

```

3ffe::103:800/120          two
  fe80::662d:ffff:fe00:0  1    n/a
3ffe::103:800/120          three
  fe80::662d:ffff:fe00:0  1    n/a
3ffe::103:800/120          four
  fe80::662d:ffff:fe00:0  1    n/a
3ffe::10:10:3:0/120        one
  fe80::662d:ffff:fe00:0  1    n/a
3ffe::10:10:3:0/120        two
  fe80::662d:ffff:fe00:0  1    n/a
3ffe::10:10:3:0/120        three
  fe80::662d:ffff:fe00:0  1    n/a
3ffe::10:10:3:0/120        four
  fe80::662d:ffff:fe00:0  1    n/a
3ffe::10:10:12:0/120       one
  fe80::662d:ffff:fe00:0  1    n/a
3ffe::10:10:12:0/120       two
  fe80::662d:ffff:fe00:0  1    n/a
3ffe::10:10:12:0/120       three
  fe80::662d:ffff:fe00:0  1    n/a
3ffe::10:10:12:0/120       four
  fe80::662d:ffff:fe00:0  1    n/a
3ffe::10:10:103:0/120      one
  fe80::662d:ffff:fe00:0  1    n/a
3ffe::10:10:103:0/120      two
  fe80::662d:ffff:fe00:0  1    n/a
3ffe::10:10:103:0/120      three
  fe80::662d:ffff:fe00:0  1    n/a
3ffe::10:10:103:0/120      four
  fe80::662d:ffff:fe00:0  1    n/a
3ffe::10:10:112:0/120      one
  fe80::662d:ffff:fe00:0  1    n/a
3ffe::10:10:112:0/120      two
  fe80::662d:ffff:fe00:0  1    n/a
3ffe::10:10:112:0/120      three
  fe80::662d:ffff:fe00:0  1    n/a
3ffe::10:10:112:0/120      four
  fe80::662d:ffff:fe00:0  1    n/a
3ffe::10:20:1:2/128         one
  fe80::662d:ffff:fe00:0  16   n/a
3ffe::10:20:1:2/128         two
  fe80::662d:ffff:fe00:0  16   n/a
3ffe::10:20:1:2/128         three
  fe80::662d:ffff:fe00:0  16   n/a
3ffe::10:20:1:2/128         four
  fe80::662d:ffff:fe00:0  16   n/a
3ffe::10:20:1:3/128         one
  fe80::662d:ffff:fe00:0  1    n/a
3ffe::10:20:1:3/128         two
  fe80::662d:ffff:fe00:0  1    n/a
3ffe::10:20:1:3/128         three
  fe80::662d:ffff:fe00:0  1    n/a
3ffe::10:20:1:3/128         four
  fe80::662d:ffff:fe00:0  1    n/a

```

 No. of Advertised Routes: 28
 =====

neighbor

Syntax

neighbor *ip-addr* [*ip-addr*] [**interval** *seconds*] [**repeat** *repeat*] [**absolute** | **rate**]

Context

[Tree] (monitor>router>bgp neighbor)

Full Context

monitor router bgp neighbor

Description

This command displays statistical BGP neighbor information at the configured interval until the configured count is reached.

The first screen displays the current statistics related to the specified neighbor(s). The subsequent statistical information listed for each interval is displayed as a delta to the previous display.

When the keyword **rate** is specified, the rate-per-second for each statistic is displayed instead of the delta.

Monitor commands are similar to **show** commands but only statistical information displays. Monitor commands display the selected statistics according to the configured number of times at the interval specified.

Parameters

ip-addr

Displays damping information for entries received from the BGP neighbor. Up to five IP addresses can be specified.

Values *a.b.c.d*

seconds

Configures the interval for each display in seconds.

Values 3 to 60

Default 10 seconds

repeat

Configures how many times the command is repeated.

Values 1 to 999

Default 10

absolute

Displays raw statistics, without processing. No calculations are performed on the delta or rate statistics.

rate

Displays rate-per-second for each statistic instead of the delta.

Platforms

All

Output

The following output is an example of BGP neighbor information.

Sample Output

```
A:ALA-12>monitor>router>bgp# neighbor 192.0.2.10 interval 3 repeat 3 absolute
=====
Monitor statistics for BGP Neighbor 192.0.2.10
=====
At time t = 0 sec
-----
Recd. Prefixes   : 2                Sent Prefixes   : 0
Recd. Paths      : 0                Suppressed Paths : 0
Num of Flaps     : 0
i/p Messages     : 916              o/p Messages    : 916
i/p Octets       : 17510            o/p Octets      : 17386
i/p Updates      : 2                o/p Updates     : 0
-----
At time t = 3 sec
-----
Recd. Prefixes   : 0                Sent Prefixes   : 0
Recd. Paths      : 0                Suppressed Paths : 0
Num of Flaps     : 0
i/p Messages     : 0                o/p Messages    : 0
i/p Octets       : 0                o/p Octets      : 0
i/p Updates      : 0                o/p Updates     : 0
-----
At time t = 6 sec
-----
Recd. Prefixes   : 0                Sent Prefixes   : 0
Recd. Paths      : 0                Suppressed Paths : 0
Num of Flaps     : 0
i/p Messages     : 0                o/p Messages    : 0
i/p Octets       : 0                o/p Octets      : 0
i/p Updates      : 0                o/p Updates     : 0
-----
At time t = 9 sec
-----
Recd. Prefixes   : 0                Sent Prefixes   : 0
Recd. Paths      : 0                Suppressed Paths : 0
Num of Flaps     : 0
i/p Messages     : 0                o/p Messages    : 0
i/p Octets       : 6                o/p Octets      : 0
i/p Updates      : 0                o/p Updates     : 0
=====
A:ALA-12>monitor>router>bgp#
```

neighbor

Syntax

neighbor *ip-address* [*ip-address*] [*interval seconds*] [*repeat repeat*] [*absolute* | *rate*]

Context

[Tree] (monitor>router>ospf neighbor)

Full Context

monitor router ospf neighbor

Description

This command displays statistical OSPF neighbor information at the configured interval until the configured count is reached.

The first screen displays the current statistics related to the specified OSPF neighbors. The subsequent statistical information listed for each interval is displayed as a delta to the previous display.

When the keyword **rate** is specified, the rate-per-second for each statistic is displayed instead of the delta.

Monitor commands are similar to **show** commands but only statistical information displays. Monitor commands display the selected statistics according to the configured number of times at the interval specified.

Parameters

ip-address

Specifies the IP address to display information for entries received from the specified OSPF neighbor. Up to five IP addresses can be specified.

Values a.b.c.d

seconds

Configures the interval for each display, in seconds.

Values 3 to 60

Default 10

repeat

Configures the number of times the command is repeated.

Values 1 to 999

Default 10

absolute

Displays raw statistics, without processing. No calculations are performed on the delta or rate statistics.

rate

Displays rate-per-second for each statistic instead of the delta.

Platforms

All

Output

The following output is an example of OSPF neighbor information.

Sample Output

```
A:ALA-12>monitor>router# ospf neighbor 10.0.0.104 interval 3 repeat 3 absolute
=====
Monitor statistics for OSPF Neighbor 10.0.0.104
=====
At time t = 0 sec (Base Statistics)
-----
Bad Nbr States      : 0                LSA Inst fails    : 0
Bad Seq Nums       : 0                Bad MTUs          : 0
Bad Packets        : 0                LSA not in LSDB  : 0
Option Mismatches  : 0                Nbr Duplicates   : 0
-----
At time t = 3 sec (Mode: Absolute)
-----
Bad Nbr States      : 0                LSA Inst fails    : 0
Bad Seq Nums       : 0                Bad MTUs          : 0
Bad Packets        : 0                LSA not in LSDB  : 0
Option Mismatches  : 0                Nbr Duplicates   : 0
-----
At time t = 6 sec (Mode: Absolute)
-----
Bad Nbr States      : 0                LSA Inst fails    : 0
Bad Seq Nums       : 0                Bad MTUs          : 0
Bad Packets        : 0                LSA not in LSDB  : 0
Option Mismatches  : 0                Nbr Duplicates   : 0
-----
At time t = 9 sec (Mode: Absolute)
-----
Bad Nbr States      : 0                LSA Inst fails    : 0
Bad Seq Nums       : 0                Bad MTUs          : 0
Bad Packets        : 0                LSA not in LSDB  : 0
Option Mismatches  : 0                Nbr Duplicates   : 0
=====
A:ALA-12>monitor>router#

A:ALA-12>monitor>router# ospf neighbor 10.0.0.104 interval 3 repeat 3 absolute
=====
Monitor statistics for OSPF Neighbor 10.0.0.104
=====
-----
At time t = 0 sec (Base Statistics)
-----
Bad Nbr States      : 0                LSA Inst fails    : 0
Bad Seq Nums       : 0                Bad MTUs          : 0
Bad Packets        : 0                LSA not in LSDB  : 0
Option Mismatches  : 0                Nbr Duplicates   : 0
-----
At time t = 3 sec (Mode: Rate)
-----
Bad Nbr States      : 0                LSA Inst fails    : 0
Bad Seq Nums       : 0                Bad MTUs          : 0
Bad Packets        : 0                LSA not in LSDB  : 0
Option Mismatches  : 0                Nbr Duplicates   : 0
-----
At time t = 6 sec (Mode: Rate)
-----
Bad Nbr States      : 0                LSA Inst fails    : 0
Bad Seq Nums       : 0                Bad MTUs          : 0
```

```

Bad Packets      : 0                LSA not in LSDB : 0
Option Mismatches: 0                Nbr Duplicates  : 0
-----
At time t = 9 sec (Mode: Rate)
-----
Bad Nbr States   : 0                LSA Inst fails  : 0
Bad Seq Numms   : 0                Bad MTUs        : 0
Bad Packets     : 0                LSA not in LSDB : 0
Option Mismatches: 0                Nbr Duplicates  : 0
=====
A:ALA-12>monitor>router#

```

neighbor

Syntax

neighbor *router-id interface-name* [**interval seconds**] [**repeat repeat**] [**absolute | rate**] **area area-id**

Context

[\[Tree\]](#) (monitor>router>ospf3 neighbor)

Full Context

monitor router ospf3 neighbor

Description

This command displays statistical OSPF3 neighbor information at the configured interval until the configured count is reached.

The first screen displays the current statistics related to the specified OSPF3 neighbor(s). The subsequent statistical information listed for each interval is displayed as a delta to the previous display.

When the keyword **rate** is specified, the rate-per-second for each statistic is displayed instead of the delta.

Monitor commands are similar to **show** commands but only statistical information displays. Monitor commands display the selected statistics according to the configured number of times at the interval specified.

Parameters

router-id

Specifies the IP address.

Values a.b.c.d

interface-name

Specifies the interface name, up to 32 characters.

seconds

Configures the interval for each display, in seconds.

Values 3 to 60

Default 10

repeat

Configures the number of times the command is repeated.

Values 1 to 999

Default 10

absolute

Displays raw statistics, without processing. No calculations are performed on the delta or rate statistics.

rate

Displays rate-per-second for each statistic instead of the delta.

area-id

Specifies the OSPF area, up to 256 characters.

Platforms

All

neighbor

Syntax

neighbor *neighbor* [*neighbor*] [**interval** *seconds*] [**repeat** *repeat*] [**absolute** | **rate**]

Context

[Tree] (monitor>router>ripng neighbor)

[Tree] (monitor>router>rip neighbor)

Full Context

monitor router ripng neighbor

monitor router rip neighbor

Description

This command displays statistical RIP neighbor information at the configured interval until the configured count is reached.

The first screen displays the current statistics related to the specified RIP neighbor(s). The subsequent statistical information listed for each interval is displayed as a delta to the previous display. When the keyword **rate** is specified, the rate-per-second for each statistic is displayed instead of the delta.

Monitor commands are similar to **show** commands but only statistical information displays. Monitor commands display the selected statistics according to the configured number of times at the interval specified.

Parameters

neighbor

Specifies the IP interface name or the IP address of the neighbor to be monitored. Up to five can be specified in a single statement.

Values *ip-int-name, ip-address*

seconds

Configures the interval for each display, in seconds.

Values 3 to 60

Default 10

repeat

Configures how many times the command is repeated.

Values 1 to 999

Default 10

absolute

Displays raw statistics, without processing. No calculations are performed on the delta or rate statistics.

rate

Displays rate-per-second for each statistic instead of the delta.

Platforms

All

neighbor

Syntax

neighbor *ieee-address*

Context

[\[Tree\]](#) (clear>system>ptp>port neighbor)

Full Context

clear system ptp port neighbor

Description

This command clears PTP port neighbor information.

Parameters

ieee-address

Specifies the MAC address.

Values xx:xx:xx:xx:xx:xx or xx-xx-xx-xx-xx-xxx: [0 to FFFF]H

Platforms

7450 ESS, 7750 SR, 7750 SR-a, 7750 SR-e, 7750 SR-s, 7950 XRS

17.7 neighbor-table

neighbor-table

Syntax

neighbor-table [**ip6** *ipv6-address*] [**class** *class*] [**next-index** *index*]

Context

[Tree] (tools>dump>wlan-gw>lanext>bd neighbor-table)

Full Context

tools dump wlan-gw lanext bd neighbor-table

Description

This command dumps neighbor table entries for the specified HLE BD.

Parameters

ipv6-address

Specifies the IPv6 address of the neighbor entry to be displayed.

class

Specifies the source on which to filter the neighbor table entries.

Values access, network, remote

index

Specify the **next-index** *index* parameter to display the next set of results. If there are more results than the current output, the additional results are indicated at the bottom of the current output.

Values 0 to 4294967295

Platforms

7750 SR, 7750 SR-e, 7750 SR-s, VSR

17.8 neighbors

neighbors

Syntax

neighbors group [*name*] [*ip-address*]

Context

[\[Tree\]](#) (show>service>id>gsmp neighbors)

Full Context

show service id gsmp neighbors

Description

This command display GSMP neighbor information.

Parameters

group

A GSMP group defines a set of GSMP neighbors which have the same properties.

name

Specifies a GSMP group name is unique only within the scope of the service in which it is defined.

ip-address

Specifies the ip-address of the neighbor.

Platforms

All

Output

The following output displays an example of service GSMP neighbor information.

Sample Output

These commands show the configured neighbors per service, regardless that there exists an open TCP connection with this neighbor. The admin state is shown because for a neighbor to be admin enabled, the service, gsmp node, group node and the neighbor node in this service must all be in the **no shutdown** state. Session gives the number of session (open TCP connections) for each configured neighbor.

```
A:active>show>service>id>gsmp# neighbors
=====
GSMP neighbors
=====
Group                Neighbor            AdminState  Sessions
-----
dslam1               192.168.1.2        Enabled     0
dslam1               192.168.1.3        Enabled     0
-----
Number of neighbors shown: 2
```

```

=====
A:active>show>service>id>gsmp#

A:active>show>service>id>gsmp# neighbors group dslam1
=====
GSMP neighbors
=====
Group                               Neighbor           AdminState  Sessions
-----
dslam1                               192.168.1.2       Enabled     0
dslam1                               192.168.1.3       Enabled     0
-----
Number of neighbors shown: 2
=====
A:active>show>service>id>gsmp#

A:active>show>service>id>gsmp# neighbors group dslam1 192.168.1.2
=====
GSMP neighbors
=====
Group                               Neighbor           AdminState  Sessions
-----
dslam1                               192.168.1.2       Enabled     0
=====
A:active>show>service>id>gsmp#

```

The following table describes show service-id gsmp neighbors group output fields:

Table 327: Service-ID GSMP Neighbors Group Field Descriptions

Label	Description
Group	The GSMP group name
Neighbor	The neighbor IP address
AdminState	The administrative state of the neighbor
Sessions	The number of sessions (open TCP connections) for each configured neighbor

17.9 netconf

netconf

Syntax

netconf

netconf connection

netconf counters

netconf schema-path

Context

[\[Tree\]](#) (show>system netconf)

Full Context

show system netconf

Description

This command displays NETCONF information.

Parameters

connection

Keyword to display active NETCONF sessions.

counters

Keyword to display NETCONF counters.

schema-path

Keyword to display the four state leafs that relate to a schema path.

Platforms

All

Output

The following is an example of NETCONF information.

[Table 328: NETCONF Output Fields](#) describes the NETCONF output fields.

Sample Output

```
# show system netconf
=====
NETCONF Server
=====
Administrative State      : Enabled
Operational State        : Up
=====
```

Table 328: NETCONF Output Fields

Label	Description
Administrative State	Enabled — Indicates that NETCONF is enabled. Disabled — Indicates that NETCONF is disabled.
Operational State	Up — Indicates that NETCONF is operational. Down — Indicates that NETCONF is not operational.

The following is an example of NETCONF connection information.

[Table 329: NETCONF Connection Output Fields](#) describes the NETCONF connection output fields.

Sample Output

```
# show system netconf connection
=====
NETCONF Server connections
=====
Connection      Username      Session Status      Running      Candidate
      Id              Status              Locked?      Locked?
-----
135.121.197.102  admin        56      connected      no          no
-----
Number of NETCONF sessions : 1
=====
```

Table 329: NETCONF Connection Output Fields

Label	Description
Connection	The IP address of the connected routers (remote client).
Username	The name of the user.
Session ID	The NETCONF session ID.
Status	Connected or not connected.
Running Locked?	Yes — Indicates the <running> datastore is locked. No — Indicates the <running> datastore is not locked.
Candidate Locked?	Yes — Indicates the <candidate> datastore is locked. No — Indicates the <candidate> datastore is not locked.
Number of NETCONF sessions	Total NETCONF sessions

The following is an example of NETCONF counter information.

[Table 330: NETCONF Counters Output Fields](#) describes the NETCONF counter output fields.

Sample Output

```
# show system netconf counters
=====
NETCONF counters:
=====
Rx Messages
-----
in gets          : 23
in get-configs  : 19
in edit-configs : 35
in copy-configs : 0
in delete-configs : 0
in validates    : 0
in close-sessions : 0
in kill-sessions : 0
in locks        : 0
in unlocks      : 0
in commits       : 2
```

```

in discards      : 1
-----
Rx Total        : 80
=====
Tx Messages
-----
out rpc-errors   : 4
-----
Tx Total        : 9
=====
Failed requests due to lock being taken by other sessions
-----
failed edit-configs: 1
failed locks     : 0
=====

```

Table 330: NETCONF Counters Output Fields

Label	Description
RX Messages	Types and numbers of received messages
RX Total	Total of all received messages
TX Messages	Types and numbers of sent messages
TX Total	Total of all sent messages
failed edit-configs	Number of failed <edit-config> requests due to a lock (including implicit ones) being taken by other netconf sessions
failed locks	Number of failed <lock> requests due to a lock (including implicit ones) being taken by other netconf sessions

The following is an example of NETCONF schema path information.

Table 331: NETCONF Schema Path Output Fields describes the NETCONF schema path output fields.

Sample Output

```

#show system netconf schema-path
=====
NETCONF Schema Path
=====
Configured   :
Operational  : cf3:/Nokia-7750_SR_TiMOS-20.10.R1/cflash/support/YANG
Primary      : cf3:/Nokia-7750_SR_TiMOS-20.10.R1/cflash/support/YANG
Secondary    : cf3:/SR_TiMOS-20.7.R1/cflash/support/YANG
Tertiary     : cf3:/SR_TiMOS-20.5.R1/cflash/support/YANG
=====

```


Table 331: NETCONF Schema Path Output Fields

Label	Description
Configured	State leaf representing the configured value (if configured) in the context configure system management-interface schema-path
Operational	Operational schema-path state leaf, indicating the current path of the SR OS schema files. This value is updated at boot time or at configuration time.
Primary	Primary schema-path state leaf. The value is the configured primary-image concatenated with <code>./support/YANG/</code> . If the primary schema-path is not configured, this field displays an error.
Secondary	Secondary schema-path state leaf. The value is the configured secondary-image concatenated with <code>./support/YANG/</code> . If the secondary schema-path is not configured, this field displays an error.
Tertiary	Tertiary schema-path state leaf. The value is the configured tertiary-image concatenated with <code>./support/YANG/</code> . If the tertiary schema-path is not configured, this field displays an error.

17.10 network

network

Syntax

network [*policy-id*] [**detail**] [**match-criteria**]

Context

[\[Tree\]](#) (show>qos network)

Full Context

show qos network

Description

This command displays network policy information.

Parameters

policy-id

Displays information for the specific policy ID.

Values 1 to 65535

Default all network policies

detail

Includes information about ingress and egress DSCP and LSP EXP bit mappings and network policy interface associations.

match-criteria

Includes the match-criteria.

Platforms

All

Output

The following output is an example of network QoS Policy information, and [Table 332: Show QoS Network Output Fields](#) describes the network QoS Policy output fields.

Sample Output

```
A:PE1# show qos network
=====
Network Policies
=====
Policy-Id  Name                Remark LerUseDscp Description
-----
1          default             False  False      Default network QoS policy.
=====
A:PE1#

A:PE1# show qos network 1
=====
QoS Network Policy
=====
-----
Network Policy (1)
-----
Policy-id      : 1                Remark           : False
Forward Class : be                Profile          : Out
LER Use DSCP  : False             Scope            : Template
Description   : Default network QoS policy.
Name          : default
=====
A:PE1#

A:PE1# show qos network 1 detail
=====
QoS Network Policy
=====
-----
Network Policy (1)
-----
Policy-id      : 1                Remark           : False
Forward Class : be                Profile          : Out
LER Use DSCP  : False             Scope            : Template
Description   : Default network QoS policy.
Name          : default
```

```

=====
-----
DSCP (Ingress)                Forwarding Class                Profile
-----
be                             be                             Out
ef                             ef                             In
cs1                            l2                             In
nc1                            h1                             In
nc2                            nc                             In
af11                           af                             In
af12                           af                             Out
af13                           af                             Out
af21                           l1                             In
af22                           l1                             Out
af23                           l1                             Out
af31                           l1                             In
af32                           l1                             Out
af33                           l1                             Out
af41                           h2                             In
af42                           h2                             Out
af43                           h2                             Out
-----

DSCP (Egress)                Forwarding Class                Profile
-----
No Matching Entries
-----

Prec (Egress)                Forwarding Class                Profile
-----
No Matching Entries
-----

LSP EXP Bit Map              Forwarding Class                Profile
-----
0                             be                             Out
1                             l2                             In
2                             af                             Out
3                             af                             In
4                             h2                             In
5                             ef                             In
6                             h1                             In
7                             nc                             In
-----

Dot1p Bit Map                Forwarding Class                Profile
-----
No Matching Entries
-----

Egress Forwarding Class Mapping
-----
FC Value      : 0                FC Name      : be
- DSCP Mapping
Out-of-Profile : be                In-Profile   : be

- Dot1p Mapping
Out-of-Profile : 0                In-Profile   : 0

- LSP EXP Bit Mapping
Out-of-Profile : 0                In-Profile   : 0

DE Mark       : None
Redirect Grp Q : None                Redirect Grp Plcr: None
  
```

FC Value	: 1	FC Name	: l2
- DSCP Mapping		In-Profile	: cs1
Out-of-Profile	: cs1		
- Dot1p Mapping		In-Profile	: 1
Out-of-Profile	: 1		
- LSP EXP Bit Mapping		In-Profile	: 1
Out-of-Profile	: 1		
DE Mark	: None	Redirect Grp Plcr:	None
Redirect Grp Q	: None		
FC Value	: 2	FC Name	: af
- DSCP Mapping		In-Profile	: af11
Out-of-Profile	: af12		
- Dot1p Mapping		In-Profile	: 2
Out-of-Profile	: 2		
- LSP EXP Bit Mapping		In-Profile	: 3
Out-of-Profile	: 2		
DE Mark	: None	Redirect Grp Plcr:	None
Redirect Grp Q	: None		
FC Value	: 3	FC Name	: l1
- DSCP Mapping		In-Profile	: af21
Out-of-Profile	: af22		
- Dot1p Mapping		In-Profile	: 3
Out-of-Profile	: 3		
- LSP EXP Bit Mapping		In-Profile	: 3
Out-of-Profile	: 2		
DE Mark	: None	Redirect Grp Plcr:	None
Redirect Grp Q	: None		
FC Value	: 4	FC Name	: h2
- DSCP Mapping		In-Profile	: af41
Out-of-Profile	: af42		
- Dot1p Mapping		In-Profile	: 4
Out-of-Profile	: 4		
- LSP EXP Bit Mapping		In-Profile	: 4
Out-of-Profile	: 4		
DE Mark	: None	Redirect Grp Plcr:	None
Redirect Grp Q	: None		
FC Value	: 5	FC Name	: ef
- DSCP Mapping		In-Profile	: ef
Out-of-Profile	: ef		
- Dot1p Mapping		In-Profile	: 5
Out-of-Profile	: 5		
- LSP EXP Bit Mapping		In-Profile	: 5
Out-of-Profile	: 5		
DE Mark	: None		

```

Redirect Grp Q   : None                               Redirect Grp Plcr: None
FC Value       : 6                                   FC Name          : h1
- DSCP Mapping                               In-Profile       : nc1
Out-of-Profile  : nc1
- Dot1p Mapping                               In-Profile       : 6
Out-of-Profile  : 6
- LSP EXP Bit Mapping                         In-Profile       : 6
Out-of-Profile  : 6
DE Mark        : None
Redirect Grp Q   : None                               Redirect Grp Plcr: None
FC Value       : 7                                   FC Name          : nc
- DSCP Mapping                               In-Profile       : nc2
Out-of-Profile  : nc2
- Dot1p Mapping                               In-Profile       : 7
Out-of-Profile  : 7
- LSP EXP Bit Mapping                         In-Profile       : 7
Out-of-Profile  : 7
DE Mark        : None
Redirect Grp Q   : None                               Redirect Grp Plcr: None
-----
-----
Ingress Forwarding Class Mapping
-----
FC Value       : 0                                   FC Name          : be
Redirect UniCast Plcr : None                       Redirect MultiCast Plcr : None
Redirect BroadCast Plcr : None                     Redirect Unknown Plcr   : None

FC Value       : 1                                   FC Name          : l2
Redirect UniCast Plcr : None                       Redirect MultiCast Plcr : None
Redirect BroadCast Plcr : None                     Redirect Unknown Plcr   : None

FC Value       : 2                                   FC Name          : af
Redirect UniCast Plcr : None                       Redirect MultiCast Plcr : None
Redirect BroadCast Plcr : None                     Redirect Unknown Plcr   : None

FC Value       : 3                                   FC Name          : l1
Redirect UniCast Plcr : None                       Redirect MultiCast Plcr : None
Redirect BroadCast Plcr : None                     Redirect Unknown Plcr   : None

FC Value       : 4                                   FC Name          : h2
Redirect UniCast Plcr : None                       Redirect MultiCast Plcr : None
Redirect BroadCast Plcr : None                     Redirect Unknown Plcr   : None

FC Value       : 5                                   FC Name          : ef
Redirect UniCast Plcr : None                       Redirect MultiCast Plcr : None
Redirect BroadCast Plcr : None                     Redirect Unknown Plcr   : None

FC Value       : 6                                   FC Name          : h1
Redirect UniCast Plcr : None                       Redirect MultiCast Plcr : None
Redirect BroadCast Plcr : None                     Redirect Unknown Plcr   : None

FC Value       : 7                                   FC Name          : nc
Redirect UniCast Plcr : None                       Redirect MultiCast Plcr : None
Redirect BroadCast Plcr : None                     Redirect Unknown Plcr   : None
  
```

```

-----
-----
Match Criteria (Ingress)
-----
No Matching Entries
-----

Match Criteria (Egress)
-----
No Matching Entries
-----

Interface Association
-----
Interface      : system
IP Addr.       : n/a                Port Id       : system
Interface      : int
IP Addr.       : 20.0.0.1/24        Port Id       : 1/1/1
-----

Service Associations
-----
Service Id          Service Type          Direction
-----
No Matching Entries Found
-----

SDP Associations
-----
Service Id          Service Type          Sdp Id          Direction
-----
No Matching Entries Found
=====
*A:PE1#
  
```

Table 332: Show QoS Network Output Fields

Label	Description
Policy-Id	The ID that uniquely identifies the policy.
Remark	True — Remarkings is enabled for all packets that egress this router where the network policy is applied. The remarking is based on the forwarding class to DSCP and LSP EXP bit mapping defined under the egress node of the network QoS policy. False — Remarkings is disabled.
Description	A text string that helps identify the policy context in the configuration file.
Forwarding Class/ FC Name	Specifies the default ingress forwarding class (configured using the network ingress default-action command) assigned to

Label	Description
	packets for which there is no other configured forwarding class classification.
Profile	Specifies the default ingress packet profile (configured using the network ingress default-action command) assigned to packets for which there is no other configured packet profile classification.
DSCP Mapping:	
Out-of-Profile	Displays the DSCP used for out-of-profile traffic.
In-Profile	Displays the DSCP used for in-profile traffic.
LSP EXP Bit Mapping:	
Out-of-Profile	Displays the LSP EXP value used for out-of-profile traffic.
In-Profile	Displays the LSP EXP value used for in-profile traffic.
Interface	Displays the interface name.
IP Addr	Displays the interface IP address.
Port-Id	Specifies the physical port identifier that associates the interface.

17.11 network-domains

network-domains

Syntax

network-domains [**detail**] [*network-domain-name*]

network-domains *network-domain-name* **interface-association**

network-domains [*network-domain-name*] **mcast-association** [**state** {**consistent** | **inconsistent**}]

network-domains *network-domain-name* **sdp-association**

Context

[Tree] (show>router network-domains)

Full Context

show router network-domains

Description

This command displays network-domains information.

Parameters

detail

Displays detailed network-domains information.

network-domain-name

Displays information for a specific network domain.

interface-association

Displays information for an interface network domain association.

mcast-association

Displays information for a multicast network domain association.

state

Displays information for the state of a network domain.

Values consistent, inconsistent

sdp-association

Displays information for an SDP network domain association

Platforms

All

Output

The following output is an example of network domain information.

Sample

```
*A:Dut-T>config>router# show router network-domains
=====
Network Domain Table
=====
Network Domain          Description
-----
net1                    Network domain 1
default                 Default Network Domain
-----
Network Domains : 2
=====
*A:Dut-T>config>router#

*A:Dut-T>config>router# show router network-domains detail
=====
Network Domain Table (Router: Base)
=====
Network Domain          : net1
-----
Description              : Network domain 1
No. Of Ifs Associated    : 2
No. Of SDPs Associated   : 0
-----
Network Domain          : default
-----
Description              : Default Network Domain
```



```

No. Of Ifs Associated      : 3
No. Of SDPs Associated    : 0
=====
*A:Dut-T>config>router#

*A:Dut-T>config>router# show router network-domains "net1" interface-association
=====
Interface Network Domain Association Table
=====
Interface Name          Port          Network Domain
-----
intf1                   1/2/2        net1
intf2                   6/1/2        net1
-----
Interfaces : 2
=====
*A:Dut-T>config>router#

*A:Dut-T>config>service# show router network-domains "net1" sdp-association
=====
SDP Network Domain Association Table
=====
SDP Id                  Network Domain
-----
100                     net1
-----
SDPs : 1
=====
*A:Dut-T>config>service#

```

17.12 network-queue

network-queue

Syntax

network-queue [*network-queue-policy-name*] [**detail**]

Context

[\[Tree\]](#) (show>qos network-queue)

Full Context

show qos network-queue

Description

This command displays network queue policy information.

Parameters

network-queue-policy-name

The name of the network queue policy.

Values Valid names consist of any string, up to 32 characters, composed of printable, 7-bit ASCII characters. If the string contains special characters (#, \$, spaces, and so on), the entire string must be enclosed within double quotes.

detail

Includes each queue's rates and adaptation-rule and cbs details. It also shows FC-to-queue mapping details.

Platforms

All

Output

The following output is an example of network-queue information.

Sample Output

```
*A:PE# show qos network-queue
=====
Network Queue Policies
=====
Policy-Id          Description
-----
default           Default network queue QoS policy.
=====
*A:PE#
*A:PE# show qos network-queue "default"
=====
QoS Network Queue Policy
=====
Network Queue Policy (default)
-----
Policy             : default
Description        : Default network queue QoS policy.
Wrr Policy         : (Not Specified)
Pkt.Byte Offset   : 0
HS Attachment Policy: default
-----
Associations
-----
FP      : 1-1
Port-id : 1/1/2
Port-id : 1/1/3
Port-id : 1/1/4
Port-id : 1/1/5
Port-id : 1/1/6
Port-id : 1/1/7
Port-id : 1/1/8
=====
*A:PE#
*A:PE# show qos network-queue "default" detail
=====
QoS Network Queue Policy
=====
Network Queue Policy (default)
-----
```

```

Policy          : default
Description     : Default network queue QoS policy.
Wrr Policy     : (Not Specified)
Pkt.Byte Offset : 0
HS Attachment Policy: default
-----
Queue Information
-----
Queue-Id       : 1          Queue-Type      : auto-expedite
PIR            : 100       CIR             : 0
PIR Rule       : closest   CIR Rule        : closest
FIR           : 0         FIR Rule        : closest
MBS           : 50.00     CBS            : 1.00
Avg Frame Overhead : 0.00
Parent         : No
PIR Level/Weight : n/a     CIR Level/Weight : n/a
Low Drop Tail  : def
Queue-Id       : 2          Queue-Type      : auto-expedite
PIR            : 100       CIR             : 25
PIR Rule       : closest   CIR Rule        : closest
FIR           : 0         FIR Rule        : closest
MBS           : 50.00     CBS            : 3.00
Avg Frame Overhead : 0.00
Parent         : No
PIR Level/Weight : n/a     CIR Level/Weight : n/a
Low Drop Tail  : def
Queue-Id       : 3          Queue-Type      : auto-expedite
PIR            : 100       CIR             : 25
PIR Rule       : closest   CIR Rule        : closest
FIR           : 0         FIR Rule        : closest
MBS           : 50.00     CBS            : 10.00
Avg Frame Overhead : 0.00
Parent         : No
PIR Level/Weight : n/a     CIR Level/Weight : n/a
Low Drop Tail  : def
Queue-Id       : 4          Queue-Type      : auto-expedite
PIR            : 100       CIR             : 25
PIR Rule       : closest   CIR Rule        : closest
FIR           : 0         FIR Rule        : closest
MBS           : 25.00     CBS            : 3.00
Avg Frame Overhead : 0.00
Parent         : No
PIR Level/Weight : n/a     CIR Level/Weight : n/a
Low Drop Tail  : def
Queue-Id       : 5          Queue-Type      : auto-expedite
PIR            : 100       CIR             : 100
PIR Rule       : closest   CIR Rule        : closest
FIR           : 0         FIR Rule        : closest
MBS           : 50.00     CBS            : 10.00
Avg Frame Overhead : 0.00
Parent         : No
PIR Level/Weight : n/a     CIR Level/Weight : n/a
Low Drop Tail  : def
Queue-Id       : 6          Queue-Type      : auto-expedite
PIR            : 100       CIR             : 100
PIR Rule       : closest   CIR Rule        : closest
FIR           : 0         FIR Rule        : closest
MBS           : 50.00     CBS            : 10.00
Avg Frame Overhead : 0.00
Parent         : No
PIR Level/Weight : n/a     CIR Level/Weight : n/a
Low Drop Tail  : def
Queue-Id       : 7          Queue-Type      : auto-expedite
PIR            : 100       CIR             : 10
  
```

PIR Rule	: closest	CIR Rule	: closest
FIR	: 0	FIR Rule	: closest
MBS	: 25.00	CBS	: 3.00
Avg Frame Overhead	: 0.00		
Parent	: No		
PIR Level/Weight	: n/a	CIR Level/Weight	: n/a
Low Drop Tail	: def		
Queue-Id	: 8	Queue-Type	: auto-expedite
PIR	: 100	CIR	: 10
PIR Rule	: closest	CIR Rule	: closest
FIR	: 0	FIR Rule	: closest
MBS	: 25.00	CBS	: 3.00
Avg Frame Overhead	: 0.00		
Parent	: No		
PIR Level/Weight	: n/a	CIR Level/Weight	: n/a
Low Drop Tail	: def		
Queue-Id	: 9	Queue-Type	: auto-expedite
PIR	: 100	CIR	: 0
PIR Rule	: closest	CIR Rule	: closest
FIR	: 0	FIR Rule	: closest
MBS	: 50.00	CBS	: 1.00
Avg Frame Overhead	: 0.00		
Parent	: No		
PIR Level/Weight	: n/a	CIR Level/Weight	: n/a
Low Drop Tail	: def		
Queue-Id	: 10	Queue-Type	: auto-expedite
PIR	: 100	CIR	: 5
PIR Rule	: closest	CIR Rule	: closest
FIR	: 0	FIR Rule	: closest
MBS	: 50.00	CBS	: 1.00
Avg Frame Overhead	: 0.00		
Parent	: No		
PIR Level/Weight	: n/a	CIR Level/Weight	: n/a
Low Drop Tail	: def		
Queue-Id	: 11	Queue-Type	: auto-expedite
PIR	: 100	CIR	: 5
PIR Rule	: closest	CIR Rule	: closest
FIR	: 0	FIR Rule	: closest
MBS	: 50.00	CBS	: 1.00
Avg Frame Overhead	: 0.00		
Parent	: No		
PIR Level/Weight	: n/a	CIR Level/Weight	: n/a
Low Drop Tail	: def		
Queue-Id	: 12	Queue-Type	: auto-expedite
PIR	: 100	CIR	: 5
PIR Rule	: closest	CIR Rule	: closest
FIR	: 0	FIR Rule	: closest
MBS	: 25.00	CBS	: 1.00
Avg Frame Overhead	: 0.00		
Parent	: No		
PIR Level/Weight	: n/a	CIR Level/Weight	: n/a
Low Drop Tail	: def		
Queue-Id	: 13	Queue-Type	: auto-expedite
PIR	: 100	CIR	: 100
PIR Rule	: closest	CIR Rule	: closest
FIR	: 0	FIR Rule	: closest
MBS	: 50.00	CBS	: 1.00
Avg Frame Overhead	: 0.00		
Parent	: No		
PIR Level/Weight	: n/a	CIR Level/Weight	: n/a
Low Drop Tail	: def		
Queue-Id	: 14	Queue-Type	: auto-expedite
PIR	: 100	CIR	: 100
PIR Rule	: closest	CIR Rule	: closest

```

FIR           : 0           FIR Rule          : closest
MBS           : 50.00      CBS              : 1.00
Avg Frame Overhead : 0.00
Parent        : No
PIR Level/Weight : n/a      CIR Level/Weight : n/a
Low Drop Tail  : def
Queue-Id      : 15        Queue-Type       : auto-expedite
PIR           : 100      CIR              : 10
PIR Rule      : closest   CIR Rule         : closest
FIR           : 0        FIR Rule         : closest
MBS           : 25.00    CBS              : 1.00
Avg Frame Overhead : 0.00
Parent        : No
PIR Level/Weight : n/a      CIR Level/Weight : n/a
Low Drop Tail  : def
Queue-Id      : 16        Queue-Type       : auto-expedite
PIR           : 100      CIR              : 10
PIR Rule      : closest   CIR Rule         : closest
FIR           : 0        FIR Rule         : closest
MBS           : 25.00    CBS              : 1.00
Avg Frame Overhead : 0.00
Parent        : No
PIR Level/Weight : n/a      CIR Level/Weight : n/a
Low Drop Tail  : def
-----
HS Queue Information
-----
Queue-Id      : 1
PIR           : 100
PIR Rule      : closest
HS Class Weight : 1      HS Wrr Weight    : 1
HS Wred-Q Slope Plcy : _tmnx_hs_default
HS Alt Class Pool : False   HS MBS           : 100.00
Queue-Id      : 2
PIR           : 100
PIR Rule      : closest
HS Class Weight : 1      HS Wrr Weight    : 1
HS Wred-Q Slope Plcy : _tmnx_hs_default
HS Alt Class Pool : False   HS MBS           : 100.00
Queue-Id      : 3
PIR           : 100
PIR Rule      : closest
HS Class Weight : 1      HS Wrr Weight    : 1
HS Wred-Q Slope Plcy : _tmnx_hs_default
HS Alt Class Pool : False   HS MBS           : 100.00
Queue-Id      : 4
PIR           : 100
PIR Rule      : closest
HS Class Weight : 1      HS Wrr Weight    : 1
HS Wred-Q Slope Plcy : _tmnx_hs_default
HS Alt Class Pool : False   HS MBS           : 100.00
Queue-Id      : 5
PIR           : 100
PIR Rule      : closest
HS Class Weight : 1      HS Wrr Weight    : 1
HS Wred-Q Slope Plcy : _tmnx_hs_default
HS Alt Class Pool : False   HS MBS           : 100.00
Queue-Id      : 6
PIR           : 100
PIR Rule      : closest
HS Class Weight : 1      HS Wrr Weight    : 1
HS Wred-Q Slope Plcy : _tmnx_hs_default
HS Alt Class Pool : False   HS MBS           : 100.00
    
```

```
Queue-Id      : 7
PIR           : 100
PIR Rule      : closest
HS Class Weight : 1          HS Wrr Weight      : 1
HS Wred-Q Slope Plcy : _tmnx_hs_default
HS Alt Class Pool : False      HS MBS             : 100.00
Queue-Id      : 8
PIR           : 100
PIR Rule      : closest
HS Class Weight : 1          HS Wrr Weight      : 1
HS Wred-Q Slope Plcy : _tmnx_hs_default
HS Alt Class Pool : False      HS MBS             : 100.00
Queue-Id      : 9
PIR           : 100
PIR Rule      : closest
HS Class Weight : 1          HS Wrr Weight      : 1
HS Wred-Q Slope Plcy : _tmnx_hs_default
HS Alt Class Pool : False      HS MBS             : 100.00
Queue-Id      : 10
PIR           : 100
PIR Rule      : closest
HS Class Weight : 1          HS Wrr Weight      : 1
HS Wred-Q Slope Plcy : _tmnx_hs_default
HS Alt Class Pool : False      HS MBS             : 100.00
Queue-Id      : 11
PIR           : 100
PIR Rule      : closest
HS Class Weight : 1          HS Wrr Weight      : 1
HS Wred-Q Slope Plcy : _tmnx_hs_default
HS Alt Class Pool : False      HS MBS             : 100.00
Queue-Id      : 12
PIR           : 100
PIR Rule      : closest
HS Class Weight : 1          HS Wrr Weight      : 1
HS Wred-Q Slope Plcy : _tmnx_hs_default
HS Alt Class Pool : False      HS MBS             : 100.00
Queue-Id      : 13
PIR           : 100
PIR Rule      : closest
HS Class Weight : 1          HS Wrr Weight      : 1
HS Wred-Q Slope Plcy : _tmnx_hs_default
HS Alt Class Pool : False      HS MBS             : 100.00
Queue-Id      : 14
PIR           : 100
PIR Rule      : closest
HS Class Weight : 1          HS Wrr Weight      : 1
HS Wred-Q Slope Plcy : _tmnx_hs_default
HS Alt Class Pool : False      HS MBS             : 100.00
Queue-Id      : 15
PIR           : 100
PIR Rule      : closest
HS Class Weight : 1          HS Wrr Weight      : 1
HS Wred-Q Slope Plcy : _tmnx_hs_default
HS Alt Class Pool : False      HS MBS             : 100.00
Queue-Id      : 16
PIR           : 100
PIR Rule      : closest
HS Class Weight : 1          HS Wrr Weight      : 1
HS Wred-Q Slope Plcy : _tmnx_hs_default
HS Alt Class Pool : False      HS MBS             : 100.00
-----
HS Wrr Group Information
-----
```

```

HS Wrr Group Id   : 1           Class Weight      : 1
Percent Rate     : 100          PIR Adaptation Rule: closest
HS Wrr Group Id   : 2           Class Weight      : 1
Percent Rate     : 100          PIR Adaptation Rule: closest
-----
FC      UCastQ    MCastQ
-----
be      1         9
l2      2         10
af      3         11
l1      4         12
h2      5         13
ef      6         14
h1      7         15
nc      8         16
-----
Associations
-----
FP      : 1-1
Port-id : 1/1/2
Port-id : 1/1/3
Port-id : 1/1/4
Port-id : 1/1/5
Port-id : 1/1/6
Port-id : 1/1/7
Port-id : 1/1/8
=====
*A:PE#
  
```

17.13 next-hop

next-hop

Syntax

next-hop [*family* [**service-id** *service-id*]] [*ip-address*[**detail**]]

Context

[\[Tree\]](#) (show>router>bgp next-hop)

Full Context

show router bgp next-hop

Description

This command displays BGP next-hop information.

Parameters

family

Specifies the type of routing information to be distributed by the BGP instance.

Values ipv4, mcast-ipv4, ipv6, mcast-ipv6, label-ipv4, label-ipv6, vpn-ipv4, vpn-ipv6, evpn, mcast-vpn-ipv4, mcast-vpn-ipv6

ip-address

Displays the next hop information for the specified IP address.

Values

ipv4-address:	a.b.c.d
ipv6-address:	x:x:x:x:x:x[-interface]
	x:x:x:x:x:d.d.d.d[-interface]
	x - [0 to FFFF]H
	d - [0 to 255]D
	interface - 32 characters maximum, mandatory for link local addresses

detail

Displays the longer, more detailed version of the output.

service-id *service-id*

Specifies the service ID.

Values 1 to 2147483647

Platforms

All

Output

[Table 333: BGP Next Hop Output Fields](#) describes the command output fields for a BGP next hop.

Use the following command to display BGP next-hop information.

```
show router bgp next-hop 10.20.1.2
```

Sample Output

```

=====
BGP Router ID:10.20.1.3      AS:2      Local AS:2
=====
BGP Next Hop
=====
Next Hop      Pref      Owner
  Resolving Prefix  FibProg  Metric
  Resolved Next Hop  Colored  Ref. Count
  Admin-tag-policy  FlexAlgo  Last Mod.
-----
10.20.1.2      10      OSPF
10.20.1.2/32  N      10
10.10.3.2      N      0
--            --      01h25m52s
    
```



```
-----
Next Hops : 1
=====
```

Use the following command to display detailed BGP next-hop information.

```
show router bgp next-hop 1.0.0.1 detail
```

Sample Output

```
=====
BGP Router ID:1.0.0.2          AS:1          Local AS:1
=====
BGP Next Hop
=====
Next Hop           : 1.0.0.1
Admin-tag-policy   : --
Color              : --
Created            : 00h00m50s
Last-modified      : 00h00m50s
-----
Resolving Prefix   : 1.0.0.1/32
Preference         : 10                      Metric          : 10
Reference Count    : 1                      Owner            : OSPF
Fib Programmed     : N
Resolved Next Hop  : 1.1.0.1
Egress Label       : 16777215
-----
Pending Next Hop Change
-----
Resolving Prefix   : 1.0.0.1/32
Preference         : 10                      Metric          : 10
Reference Count    : 1                      Owner            : BGP (OSPF)
Fib Programmed     : Y
Resolved Next Hop  : 1.2.0.3
Egress Label       : 16777216
-----
```

Use the following command to display BGP next-hop information for an EVPN service.

```
show router bgp next-hop evpn service-id 202 10.20.1.3
```

Sample Output

```
=====
BGP Router ID:10.20.1.2      AS:200       Local AS:200
=====
BGP VPN Next Hop
=====
VPN Next Hop      Owner
Autobind          FibProg Reason
Labels (User-labels) FlexAlgo Metric
Admin-tag-policy (strict-tunnel-tagging) Last Mod.
-----
10.20.1.3        LDP
  ldp bgp        Y
```

```

rvpls (2) -- 10
-- (N) 00h01m24s
-----
Next Hops : 1
=====

```

Use the following command to display detailed BGP next-hop information for an EVPN service.

```
show router bgp next-hop evpn service-id 202 10.20.1.3 detail
```

Sample Output

```

=====
BGP Router ID:10.20.1.2      AS:200      Local AS:200
=====

BGP VPN Next Hop
=====
-----
VPN Next Hop      : 10.20.1.3
Autobind          : ldp bgp
Labels            : rvpls
User-labels      : 2
Admin-tag-policy  : --
Strict-tunnel-tagging : N
Color             : --
Created           : 00h01m26s
Last-modified     : 00h01m26s
-----
Resolving Prefix  : 10.20.1.3/32
Preference        : 9
Reference Count   : 102
Fib Programmed   : Y
Resolved Next Hop: 3.2.0.3
Egress Label     : 159997
TunnelId         : 65563
-----
Next Hops : 1
=====

```

Table 333: BGP Next Hop Output Fields

Label	Description
BGP ID	The local BGP router ID
AS	The configured autonomous system number
Local AS	The configured local AS setting. If not configured, then the value is the same as the AS
Next Hop	The next-hop address
Resolving Prefix	Displays the prefix of the best next hop
Owner	Displays the routing protocol used to derive the best next hop

Label	Description
Preference	Displays the BGP preference attribute for the routes
Reference Count	Displays the number of routes using the resolving prefix
Resolved Next Hop	The IP address of the next hop
Last Modified	Displays the time elapsed since the next hop was modified
Created (only visible in detailed output)	Displays the time elapsed since the next hop was created

17.14 next-hop-id

next-hop-id

Syntax

```
next-hop-id [id] [nh-addr ip-address] [nh-ifName interface-name] [replication-sid label] [oper {up | down}]
```

Context

[\[Tree\]](#) (show>router>p2mp-sr-tree>replication-segment next-hop-id)

Full Context

```
show router p2mp-sr-tree replication-segment next-hop-id
```

Description

This command displays information for the specified replication segment next-hop of the P2MP SR tree.

Parameters

id

Specifies the next-hop ID.

Values 1 to 4096

ip-address

Specifies the root IPv4 address.

interface-name

Specifies the interface name, up to 32 characters.

label

Displays the specified label number.

Values 0, 16 to 1048576

oper up

Displays the next-hop with operational status up.

oper down

Displays the next-hop with operational status down.

Platforms

All

17.15 node

node

Syntax

node

Context

[\[Tree\]](#) (show>router>bgp>routes>bgp-ls node)

Full Context

show router bgp routes bgp-ls node

Description

This command displays BGP-LS NLRIs for node types.

Platforms

All

17.16 ntp

ntp

Syntax

ntp [{peers | peer [router *router-instance* | service-name *service-name*] peer-address} | {servers | server [router *router-instance* | service-name *service-name*] server-address} | [all]] [detail]

Context

[\[Tree\]](#) (show>system ntp)

Full Context

show system ntp

Description

This command displays NTP protocol configuration and state.

Parameters

peers

Generates a list of known peers.

peer-address

Specifies the address of a specific peer.

- Values** ipv4-address: a.b.c.d
ipv6-address:
- x:x:x:x:x:x
 - x:x:x:x:x:d.d.d.d
 - x – [0 to FFFF] H
 - d – [0 to 255] D

servers

Generates a list of known servers.

server-address

Specifies the address of a specific server.

- Values** ipv4-address: a.b.c.d
ipv6-address:
- x:x:x:x:x:x
 - x:x:x:x:x:d.d.d.d
 - x – [0 to FFFF] H
 - d – [0 to 255] D

ptp: shows information about the internal PTP server.

router-instance

Specifies the routing context that contains the interface in the form of *router-name* or *service-id*.

- Values** *router-name* — Base | Management
service-id — 1 to 2147483647

Default Base

service name

Specifies the service name for the VPRN. The name can be up to 64 characters in length. Note that CPM routing instances are not supported.

all

Generates information for all clients, servers, and peers.

detail

Provides detailed information.

Platforms

All

Output

The following output is an example of NTP information, and [Table 334: Show NTP Field Description](#) describes the output fields.

Sample Output

```
*A:Dut-A# show system ntp
=====
NTP Status
=====
Configured       : Yes           Stratum           : 4
Admin Status     : up             Oper Status       : up
Server Enabled   : No             Server Authenticate : No
Clock Source     : 2001:db8:3333:4444:5555:10:100:2
Auth Check       : Yes
Current Date & Time: 2015/07/10 12:46:30 UTC
=====

*A:Dut-A# show system ntp all
=====
NTP Status
=====
Configured       : Yes           Stratum           : 4
Admin Status     : up             Oper Status       : up
Server Enabled   : No             Server Authenticate : No
Clock Source     : 2001:db8:3333:4444:5555:10:100:2
Auth Check       : Yes
Current Date & Time: 2015/07/10 12:46:32 UTC
=====

NTP Active Associations
=====
State           Reference ID   St Type A Poll Reach   Offset(ms)
Router          Remote
-----
invalid        192.168.193.198 2  srvr y 8   YYYYYYYY -35.396
Base           2001:db8:3333:4444:5555:40:1:3
invalid        192.168.193.198 2  srvr y 8   YYYYYYYY -30.850
Base           2001:db8:3333:4444:5555:40:2:3
invalid        192.168.193.198 2  srvr y 8   YYYYYYYY -35.654
Base           2001:db8:3333:4444:5555:40:3:3
invalid        192.168.193.198 2  srvr y 8   YYYYYYYY -30.939
Base           2001:db8:3333:4444:5555:40:4:3
invalid        192.168.193.198 2  srvr y 8   YYYYYYYY -35.206
67890          2001:db8:3333:4444:5555:40:5:3
chosen         192.168.193.198 2  srvr y 8   YYYYYYYY -49.405
67890          2001:db8:3333:4444:5555:70:1:4
candidate      192.168.193.198 2  srvr y 8   YYYYYYYY -49.054
67890          2001:db8:3333:4444:5555:70:2:4
outlyer        192.168.193.198 2  srvr y 8   YYYYYYYY -48.682
```

```

Base      2001:db8:3333:4444:5555:70:3:4
candidate 192.168.193.198 2  srvr y 8  YYYYYYYY -49.897
Base      2001:db8:3333:4444:5555:70:4:4
candidate 192.168.193.198 2  srvr y 8  YYYYYYYY -48.991
Base      2001:db8:3333:4444:5555:70:5:4
candidate 192.168.193.198 2  bclnt y 8  YYYYYYYY -48.991
67890     2001:db8:3333:4444:5555:70:5:4

=====
NTP Clients
=====
vRouter                                     Time Last Request Rx
  Address
-----
Base
  10.10.100.1                               03/06/2013 21:32:35
  2001:db8:3333:4444:5555:10:100:1         03/06/2013 21:32:30
=====

*A:Dut-A# show system ntp detail
=====
NTP Status
=====
Configured      : Yes           Stratum           : 4
Admin Status    : up           Oper Status       : up
Server Enabled  : No           Server Authenticate : No
Clock Source    : 2001:db8:3333:4444:5555:10:100:2
Auth Check      : Yes
Auth Errors     : 0           Auth Errors Ignored : 0
Auth Key Id Errors : 0       Auth Key Type Errors : 0
Current Date & Time: 2015/07/10 12:46:34 UTC
=====

NTP Configured Broadcast/Multicast Interfaces
=====
vRouter      Interface      Address      Type  Auth  Poll
-----
=====

NTP Active Associations
=====
State      Router      Reference ID  St Type  A  Poll Reach  Offset(ms)
-----
invalid    Base      2001:db8:3333:4444:5555:40:1:3
invalid    Base      192.168.193.198 2  srvr y 8  YYYYYYYY -35.233
invalid    Base      2001:db8:3333:4444:5555:40:2:3
invalid    Base      192.168.193.198 2  srvr y 8  YYYYYYYY -35.808
invalid    Base      2001:db8:3333:4444:5555:40:3:3
invalid    Base      192.168.193.198 2  srvr y 8  YYYYYYYY -34.563
invalid    Base      2001:db8:3333:4444:5555:40:4:3
invalid    Base      192.168.193.198 2  srvr y 8  YYYYYYYY -35.507
candidate  Base      2001:db8:3333:4444:5555:40:5:3
candidate  Base      192.168.193.198 2  srvr y 8  YYYYYYYY -49.990
candidate  Base      2001:db8:3333:4444:5555:70:1:4
candidate  Base      192.168.193.198 2  srvr y 8  YYYYYYYY -49.926
chosen     Base      2001:db8:3333:4444:5555:70:2:4
candidate  Base      192.168.193.198 2  srvr y 8  YYYYYYYY -49.803
candidate  Base      2001:db8:3333:4444:5555:70:3:4
candidate  Base      192.168.193.198 2  srvr y 8  YYYYYYYY -49.897

```

```

Base          2001:db8:3333:4444:5555:70:4:4
outlyer      192.168.193.198 2  srvr y 8  YYYYYYYY -50.180
Base        2001:db8:3333:4444:5555:70:5:4
=====
NTP Clients
=====
vRouter      Time Last Request Rx
Address
-----
Base
  10.10.100.1          03/06/2013 21:33:31
  2001:db8:3333:4444:5555:10:100:1 03/06/2013 21:33:32
=====
*A:Dut-B# show system ntp all detail
=====
NTP Status
=====
Configured      : Yes          Stratum          : 4
Admin Status    : up            Oper Status      : up
Server Enabled  : No           Server Authenticate : No
Clock Source    : 2001:db8:3333:4444:5555:10:100:2
Auth Check      : Yes
Auth Errors     : 0            Auth Errors Ignored : 0
Auth Key Id Errors : 0          Auth Key Type Errors : 0
Current Date & Time: 2015/07/10 12:46:36 UTC
=====
NTP Configured Broadcast/Multicast Interfaces
=====
vRouter      Interface      Address          Type  Auth  Poll
-----
vprn16      ies-16-10.60.1.3      bcast  yes  8
vprn16      ies-16-10.60.2.3      bcast  yes  8
vprn16      ies-16-10.60.3.3      bcast  yes  8
vprn16      ies-16-10.60.4.3      bcast  yes  8
vprn16      ies-16-10.60.5.3      bcast  yes  8
vprn16      ies-16-10.60.6.3      bcast  yes  8
vprn16      ies-16-10.60.7.3      bcast  yes  8
vprn16      ies-16-10.60.8.3      bcast  yes  8
vprn16      ies-16-10.60.9.3      bcast  yes  8
vprn16      ies-16-10.60.10.3     bcast  yes  8
vprn17      ies-10.40.17.3        bcast  no   8
vprn18      ies-10.40.18.3        bcast  no   8
vprn19      ies-10.40.19.3        bcast  no   8
vprn20      ies-10.40.20.3        bcast  no   8
.....
vprn996     ies-10.43.228.3       bcast  no   8
vprn997     ies-10.43.229.3       bcast  no   8
vprn998     ies-10.43.230.3       bcast  no   8
vprn999     ies-10.43.231.3       bcast  no   8
vprn1000    ies-10.43.232.3       bcast  no   8
management  management            192.0.2.1      mcast  yes  8
Base        ip-10.60.1.5          Host-ones      bclnt  yes  n/a
Base        ip-10.60.2.5          Host-ones      bclnt  yes  n/a
Base        ip-10.60.3.5          Host-ones      bclnt  yes  n/a
Base        ip-10.60.4.5          Host-ones      bclnt  yes  n/a
67890      ip-10.60.5.5          Host-ones      bclnt  yes  n/a
67890      ip-10.60.6.5          Host-ones      bclnt  yes  n/a
67890      ip-10.60.7.5          Host-ones      bclnt  yes  n/a
67890      ip-10.60.8.5          Host-ones      bclnt  yes  n/a
67890      ip-10.60.9.5          Host-ones      bclnt  yes  n/a
67890      ip-10.60.10.5         Host-ones      bclnt  yes  n/a

```



```

=====
NTP Active Associations
=====
State          Reference ID   St Type  A  Poll Reach  Offset(ms)
  Remote
-----
invalid        192.168.193.198 2  srvr  y  8  YYYYYYYY -30.563
  Base        2001:db8:3333:4444:5555:40:1:3
invalid        192.168.193.198 2  srvr  y  8  YYYYYYYY -35.233
  Base        2001:db8:3333:4444:5555:40:2:3
invalid        192.168.193.198 2  srvr  y  8  YYYYYYYY -35.808
  Base        2001:db8:3333:4444:5555:40:3:3
invalid        192.168.193.198 2  srvr  y  8  YYYYYYYY -34.563
  Base        2001:db8:3333:4444:5555:40:4:3
invalid        192.168.193.198 2  srvr  y  8  YYYYYYYY -35.507
  Base        2001:db8:3333:4444:5555:40:5:3
candidate      192.168.193.198 2  srvr  y  8  YYYYYYYY -49.990
  Base        2001:db8:3333:4444:5555:70:1:4
candidate      192.168.193.198 2  srvr  y  8  YYYYYYYY -49.926
  Base        2001:db8:3333:4444:5555:70:2:4
chosen         192.168.193.198 2  srvr  y  8  YYYYYYYY -49.803
  Base        2001:db8:3333:4444:5555:70:3:4
candidate      192.168.193.198 2  srvr  y  8  YYYYYYYY -49.897
  Base        2001:db8:3333:4444:5555:70:4:4
outlyer        192.168.193.198 2  srvr  y  8  YYYYYYYY -50.180
  Base        2001:db8:3333:4444:5555:70:5:4
=====
  
```

```

=====
NTP Clients
=====
vRouter          Time Last Request Rx
  Address
-----
Base
  10.10.100.1          03/06/2013 21:33:31
  2001:db8:3333:4444:5555:10:100:1 03/06/2013 21:33:32
=====
  
```

*A:Dut-C# show system ntp peers

```

=====
NTP Active Associations
=====
State          Reference ID   St Type  A  Poll Reach  Offset(ms)
  Router      Remote
-----
candidate      192.168.193.198 2  actpr y  8  YYYYYYYY -20.918
  Base        2001:db8:3333:4444:5555:50:1:4
candidate      192.168.193.198 2  actpr y  8  YYYYYYYY. -19.940
  Base        2001:db8:3333:4444:5555:50:2:4
candidate      192.168.193.198 2  actpr y  8  YYYYYYYY -19.970
  Base        2001:db8:3333:4444:5555:50:3:4
candidate      192.168.193.198 2  actpr y  8  YYYYYYYY -20.505
  Base        2001:db8:3333:4444:5555:50:4:4
candidate      192.168.193.198 2  actpr y  8  YYYYYYYY. -21.143
  Base        2001:db8:3333:4444:5555:50:5:4
candidate      192.168.193.198 2  paspr y  8  YYYYYYYY. -19.598
  Base        2001:db8:3333:4444:5555:50:8:4
candidate      192.168.193.198 2  paspr y  8  YYYYYYYY. -19.038
  Base        2001:db8:3333:4444:5555:50:7:4
candidate      192.168.193.198 2  paspr y  8  YYYYYYYY. -20.427
  Base        2001:db8:3333:4444:5555:50:9:4
candidate      192.168.193.198 2  paspr y  8  YYYYYYYY -20.709
  Base        2001:db8:3333:4444:5555:50:10:4
  
```

```

candidate          192.168.193.198 2 paspr y 8  YYYYYYY. -19.729
  Base            2001:db8:3333:4444:5555:50:6:4
=====
NTP Clients
=====
vRouter           Time Last Request Rx
  Address
-----
vprn1
  2001:db8:3333:4444:5555:40:1:2          03/06/2013 21:35:22
vprn2
  2001:db8:3333:4444:5555:40:2:2          03/06/2013 21:35:27
vprn3
  2001:db8:3333:4444:5555:40:3:2          03/06/2013 21:35:30
vprn4
  2001:db8:3333:4444:5555:40:4:2          03/06/2013 21:35:24
=====
*B:SR_ORDINARY_MASTER# show system ntp peers detail
=====
NTP Active Associations
=====
State             Reference ID      St Type  A  Poll Reach  Offset(ms)
  Router           Remote
-----
candidate          192.168.193.198 2 actpr y 8  YYYYYYYY -20.918
  Base            2001:db8:3333:4444:5555:50:1:4
candidate          192.168.193.198 2 actpr y 8  YYYYYYY. -19.940
  Base            2001:db8:3333:4444:5555:50:2:4
candidate          192.168.193.198 2 actpr y 8  YYYYYYYY -19.970
  Base            2001:db8:3333:4444:5555:50:3:4
candidate          192.168.193.198 2 actpr y 8  YYYYYYYY -20.505
  Base            2001:db8:3333:4444:5555:50:4:4
candidate          192.168.193.198 2 actpr y 8  YYYYYYY. -21.143
  Base            2001:db8:3333:4444:5555:50:5:4
candidate          192.168.193.198 2 paspr y 8  YYYYYYY. -19.598
  Base            2001:db8:3333:4444:5555:50:8:4
candidate          192.168.193.198 2 paspr y 8  YYYYYYY. -19.038
  Base            2001:db8:3333:4444:5555:50:7:4
candidate          192.168.193.198 2 paspr y 8  YYYYYYY. -20.427
  Base            2001:db8:3333:4444:5555:50:9:4
candidate          192.168.193.198 2 paspr y 8  YYYYYYYY -20.709
  Base            2001:db8:3333:4444:5555:50:10:4
candidate          192.168.193.198 2 paspr y 8  YYYYYYY. -19.729
  Base            2001:db8:3333:4444:5555:50:6:4
=====
NTP Clients
=====
vRouter           Time Last Request Rx
  Address
-----
vprn1
  2001:db8:3333:4444:5555:40:1:2          03/06/2013 21:35:22
vprn2
  2001:db8:3333:4444:5555:40:2:2          03/06/2013 21:35:27
vprn3
  2001:db8:3333:4444:5555:40:3:2          03/06/2013 21:35:30
vprn4
  2001:db8:3333:4444:5555:40:4:2          03/06/2013 21:35:24
=====
*A:Dut-C# show system ntp peer router Base 2001:db8:3333:4444:5555:50:1:4

```

```

=====
NTP Peer
=====
State          Reference ID  St Type  A  Poll Reach  Offset(ms)
  Router      Remote
-----
candidate      192.168.193.198 2  actpr y 8  YYYYYYYY -24.164
  Base        2001:db8:3333:4444:5555:50:1:4
=====

*B:SR_ORDINARY_MASTER# show system ntp peer router Base 2001:db8:3333:4444:5555:50:1:4 detail
=====
NTP Peer
=====
State          Reference ID  St Type  A  Poll Reach  Offset(ms)
  Router      Remote
-----
candidate      192.168.193.198 2  actpr y 8  YYYYYYYY -24.164
  Base        2001:db8:3333:4444:5555:50:1:4
=====

*A:Dut-B# show system ntp servers
=====
NTP Active Associations
=====
State          Reference ID  St Type  A  Poll Reach  Offset(ms)
  Router      Remote
-----
invalid        192.168.193.198 2  srvr  y 8  YYYYYYYY -25.124
  Base        2001:db8:3333:4444:5555:40:1:3
invalid        192.168.193.198 2  srvr  y 8  YYYYYYYY -19.409
  vprn20      2001:db8:3333:4444:5555:40:2:3
invalid        192.168.193.198 2  srvr  y 8  YYYYYYYY -26.174
  vprn20      2001:db8:3333:4444:5555:40:3:3
invalid        192.168.193.198 2  srvr  y 8  YYYYYYYY -25.193
  vprn20      2001:db8:3333:4444:5555:40:4:3
invalid        192.168.193.198 2  srvr  y 8  YYYYYYYY -19.499
  vprn20      2001:db8:3333:4444:5555:40:5:3
candidate      192.168.193.198 2  srvr  y 8  YYYYYYYY -49.050
  vprn20      2001:db8:3333:4444:5555:70:1:4
chosen         192.168.193.198 2  srvr  y 8  YYYYYYYY -48.754
  vprn20      2001:db8:3333:4444:5555:70:2:4
candidate      192.168.193.198 2  srvr  y 8  YYYYYYYY -48.891
  vprn20      2001:db8:3333:4444:5555:70:3:4
candidate      192.168.193.198 2  srvr  y 8  YYYYYYYY -48.562
  vprn20      2001:db8:3333:4444:5555:70:4:4
candidate      192.168.193.198 2  srvr  y 8  YYYYYYYY -48.687
  vprn20      2001:db8:3333:4444:5555:70:5:4
=====

NTP Clients
=====
vRouter      Time Last Request Rx
  Address
-----
Base
  10.10.100.1      03/06/2013 21:39:27
  2001:db8:3333:4444:5555:10:100:1 03/06/2013 21:39:21
=====

*A:Dut-B# show system ntp servers detail
=====
NTP Active Associations
=====

```

State	Router	Remote	Reference ID	St	Type	A	Poll	Reach	Offset(ms)
invalid	Base	2001:db8:3333:4444:5555:40:1:3	192.168.193.198	2	srvr	y	8	YYYYYYYY	-25.124
invalid	vprn20	2001:db8:3333:4444:5555:40:2:3	192.168.193.198	2	srvr	y	8	YYYYYYYY	-19.409
invalid	vprn20	2001:db8:3333:4444:5555:40:3:3	192.168.193.198	2	srvr	y	8	YYYYYYYY	-26.174
invalid	vprn20	2001:db8:3333:4444:5555:40:4:3	192.168.193.198	2	srvr	y	8	YYYYYYYY	-25.193
invalid	vprn20	2001:db8:3333:4444:5555:40:5:3	192.168.193.198	2	srvr	y	8	YYYYYYYY	-19.499
candidate	vprn20	2001:db8:3333:4444:5555:70:1:4	192.168.193.198	2	srvr	y	8	YYYYYYYY	-49.050
chosen	vprn20	2001:db8:3333:4444:5555:70:2:4	192.168.193.198	2	srvr	y	8	YYYYYYYY	-48.754
candidate	vprn20	2001:db8:3333:4444:5555:70:3:4	192.168.193.198	2	srvr	y	8	YYYYYYYY	-48.891
candidate	vprn20	2001:db8:3333:4444:5555:70:4:4	192.168.193.198	2	srvr	y	8	YYYYYYYY	-48.562
candidate	vprn20	2001:db8:3333:4444:5555:70:5:4	192.168.193.198	2	srvr	y	8	YYYYYYYY	-48.687

NTP Clients

vRouter	Address	Time Last Request	Rx
Base	10.10.100.1	03/06/2013 21:39:27	
	2001:db8:3333:4444:5555:10:100:1	03/06/2013 21:39:21	

*A:Dut-B# show system ntp server service-name vprn20 2001:db8:3333:4444:5555:40:1:3

NTP Server

State	Router	Remote	Reference ID	St	Type	A	Poll	Reach	Offset(ms)
invalid	vprn20	2001:db8:3333:4444:5555:40:1:3	192.168.193.198	2	srvr	y	8	YYYYYYYY	-19.679

*

A:Dut B# show system ntp server servicename vprn20 2001:db8:3333:4444:5555:40:1:3 detail

NTP Server

State	Router	Remote	Reference ID	St	Type	A	Poll	Reach	Offset(ms)
invalid	vprn20	2001:db8:3333:4444:5555:40:1:3	192.168.193.198	2	srvr	y	8	YYYYYYYY	-19.679

*A:Dut-C# show system ntp peer router 20 2001:db8:3333:4444:5555:50:1:4

NTP Peer

State	Reference ID	St	Type	A	Poll	Reach	Offset(ms)
-------	--------------	----	------	---	------	-------	------------

```

Router          Remote
-----
candidate      192.168.193.198 2 actpr y 8   YYYYYYYY -24.164
vprn20        2001:db8:3333:4444:5555:50:1:4
=====

*B:SR_ORDINARY_MASTER# show system ntp peer router 20 2001:db8:3333:4444:5555:50:1:4 detail
NTP Peer
=====
State          Reference ID   St Type A  Poll Reach  Offset(ms)
Router          Remote
-----
candidate      192.168.193.198 2 actpr y 8   YYYYYYYY -24.164
vprn20        2001:db8:3333:4444:5555:50:1:4
=====

*A:Dut-B# show system ntp server router 20 2001:db8:3333:4444:5555:40:1:3
NTP Server
=====
State          Reference ID   St Type A  Poll Reach  Offset(ms)
Router          Remote
-----
invalid        192.168.193.198 2 srvr y 8   YYYYYYYY -19.679
vprn20        2001:db8:3333:4444:5555:40:1:3
=====

A:Dut-B# show system ntp server router 20 2001:db8:3333:4444:5555:40:1:3 detail
NTP Server
=====
State          Reference ID   St Type A  Poll Reach  Offset(ms)
Router          Remote
-----
invalid        192.168.193.198 2 srvr y 8   YYYYYYYY -19.679
vprn20        2001:db8:3333:4444:5555:40:1:3
=====

```

Table 334: Show NTP Field Description

Label	Description
Configured	Yes — NTP is configured. No — NTP is not configured.
Admin Status	up — Administrative state is enabled. down — Administrative state is disabled.
Server Enabled	Yes — This node is configured to serve external clients. No — This node is not configured to server external clients.
Stratum	Displays stratum level of this node.
Oper Status	up — The operational state is enabled. down — The operational state is disabled.
Auth Check	Displays the authentication requirement.

Label	Description
Server Authenticate	Yes — Authentication is mandatory on received requests. No — Authentication is not mandatory on received requests.
Clock Source	Address of the chosen server.
Auth Errors	Displays the number of authentication errors.
Auth Errors Ignored	Displays the number of authentication errors ignored.
Auth key Id Errors	Displays the number of key identification errors.
Auth Key Type Errors	Displays the number of authentication key type errors.
Current Date & Time	Current date and time as determined by the NTP process in the node.
vRouter	The router instance containing the interface.
Router	The router instance containing the address.
Interface	The interface configured in NTP.
Address	The address used for transmitted messages.
Type	bcast — broadcast interface mcast — multicast interface bcInt — broadcast client svr — server actpr — active peer paspr — passive peer
Auth	yes — Authentication in use. no — Authentication not in use.
Poll	# — Current poll interval used on the interface.
State	Reject — The peer is rejected and will not be used for synchronization. Rejection reasons could be the peer is unreachable, the peer is synchronized to this local server so synchronizing with it would create a sync loop, or the synchronization distance is too large. This is the normal startup state. Invalid — The peer is not maintaining an accurate clock. This peer will not be used for synchronization. Excess — The peer's synchronization distance is greater than ten other peers. This peer will not be used for synchronization.

Label	Description
	<p>Outlier — The peer is discarded as an outlier. This peer will not be used for synchronization.</p> <p>Candidate — The peer is accepted as a possible source of synchronization.</p> <p>Selected — The peer is an acceptable source of synchronization, but its synchronization distance is greater than six other peers.</p> <p>Chosen — The peer is chosen as the source of synchronization.</p> <p>ChosenPPS — The peer is chosen as the source of synchronization, but the actual synchronization is occurring from a pulse-per-second (PPS) signal.</p>
Remote	<p>The IP address of the remote NTP server or peer with which this local host is exchanging NTP packets.</p>
Reference ID	<p>When stratum is between 0 and 15 this field shows the IP address of the remote NTP server or peer with which the remote is exchanging NTP packets. For reference clocks, this field shows the identification assigned to the clock, such as, ".GPS." For an NTP server or peer, if the client has not yet synchronized to a server/peer, the status cannot be determined and displays the following codes:</p> <p>Peer Codes:</p> <p>ACST — The association belongs to any cast server.</p> <p>AUTH — Server authentication failed. Wait while the association is restarted.</p> <p>AUTO — Autokey sequence failed. Wait while the association is restarted.</p> <p>BCST — The association belongs to a broadcast server.</p> <p>CRPT— Cryptographic authentication or identification failed. The details should be in the system log file or the cryptostats statistics file, if configured. No further messages will be sent to the server.</p> <p>DENY — Access denied by remote server. No further messages will be sent to the server.</p> <p>DROP — Lost peer in symmetric mode. Wait while the association is restarted.</p> <p>RSTR — Access denied due to local policy. No further messages will be sent to the server.</p> <p>INIT — The association has not yet synchronized for the first time.</p> <p>MCST — The association belongs to a manycast server.</p> <p>NKEY — No key found. Either the key was never installed or is not trusted.</p> <p>RATE — Rate exceeded. The server has temporarily denied access because the client exceeded the rate threshold.</p>

Label	Description
	<p>RMOT — The association from a remote host running the ntpdc utility has had unauthorized attempted access.</p> <p>STEP — A step change in system time has occurred, but the association has not yet resynchronized.</p> <p>System Codes:</p> <p>INIT — The system clock has not yet synchronized for the first time.</p> <p>STEP — A step change in system time has occurred, but the system clock has not yet resynchronized.</p>
St	Stratum level of this node.
A	<p>y — Authentication is enabled.</p> <p>n — Authentication is disabled.</p>
Poll	Polling interval.
Reach	<p>Shows the reachability for the most recent polls (up to 8):</p> <p>Y — The NTP peer or server did respond in the indicated poll.</p> <p>No — The NTP peer or server did not respond in the indicated poll.</p>
Offset	The time between the local and remote UTC time, in milliseconds.
Time Last Request Rx	The time at which the last request was received from the client.

17.17 number-of-tunnels

number-of-tunnels

Syntax

number-of-tunnels *tunnel-type* *tunnel-type* **isa** *mda*

number-of-tunnels *tunnel-type* *tunnel-type* **esa-vm** *esa-id/vm-id*

number-of-tunnels *tunnel-type* *tunnel-type* **system**

number-of-tunnels *tunnel-type* *tunnel-type* **tunnel-group** *tunnel-group-id*

Context

[Tree] (show>isa>stats>ip-tunnel-stats number-of-tunnels)

Full Context

show isa statistics ip-tunnel-stats number-of-tunnels

Description

This command displays the number of tunnels that are operationally up for the specified tunnel and scope.

The following scope types are supported:

- per ISA
- per tunnel group
- per system

Note that L2TPv2 does not have a per-ISA scope.

The system collects statistics every hour for the past 24 hours per wall clock. A current value is also included in the output.

Parameters

tunnel-type

Displays information about the tunnel type.

Values gre, ip-in-ip, l2tpv3

mda

Displays information about the ISA ID.

Values slot/mda

system

Displays information about the system.

tunnel-group-id

Displays information about the tunnel group ID.

Values 1 to 16

esa-vm

Displays the ID of the configured ESA and ESA VM.

Values	esa-vm:	<i>esa-id/vm-id</i>	
		<i>esa-id</i>	1 to 16
		<i>vm-id</i>	1 to 4

Platforms

7450 ESS, 7750 SR, 7750 SR-e, 7750 SR-s, VSR

number-of-tunnels

Syntax

```
number-of-tunnels gateway name [history-stats-in-count count] [history-stats-in-min minutes]
[current]
```

number-of-tunnels [history-stats-in-count *count*] [history-stats-in-min *minutes*] [**current**] **esa-vm** *esa-id/vm-id*

number-of-tunnels **tunnel-type** *tunnel-type* [**history-stats-in-count** *count*] [history-stats-in-min *minutes*] [**current**] [**show-oid**] **esa-vm** *esa-id/vm-id*

number-of-tunnels **tunnel-type** *tunnel-type* **gateway** *name* [history-stats-in-count *count*] [history-stats-in-min *minutes*] [**current**] [**show-oid**]

number-of-tunnels **isa** *mda* [history-stats-in-count *count*] [history-stats-in-min *minutes*] [**current**]

number-of-tunnels **tunnel-type** *tunnel-type* **isa** *mda* [history-stats-in-count *count*] [history-stats-in-min *minutes*] [**current**] [**show-oid**]

number-of-tunnels **system** [history-stats-in-count *count*] [history-stats-in-min *minutes*] [**current**]

number-of-tunnels **tunnel-type** *tunnel-type* **system** [**history-stats-in-count** *count*] [history-stats-in-min *minutes*] [**current**] [**show-oid**]

number-of-tunnels **tunnel-group** *tunnel-group-id* [**history-stats-in-count** *count*] [history-stats-in-min *minutes*] [**current**]

number-of-tunnels **tunnel-type** *tunnel-type* **tunnel-group** *tunnel-group-id* [history-stats-in-count *count*] [history-stats-in-min *minutes*] [**current**] [**show-oid**]

Context

[\[Tree\]](#) (show>isa>stats>ipsec-stats number-of-tunnels)

Full Context

show isa statistics ipsec-stats number-of-tunnels

Description

This command displays information for the number of IPsec tunnel statistics of the specified tunnel type and scope. The system collects statistics every hour for the last 24 hour according to the wall clock. The current value is also included in the output.

This command supports following scopes:

- per system
- per ISA
- per tunnel group
- per IPsec GW

The **start time** value in the output indicates the time when the results are collected.

Parameters

tunnel-type

Displays information about the specified the tunnel type.

Values all, sl2l, dl2l, ra

mda

Displays information about the specified ISA ID.

Values slot/mda

tunnel-group-id

Displays information about the specified tunnel group ID.

Values 1 to 16

name

Displays information about the specified IPsec GW name up to 32 characters in length.

count

Displays information for the number of statistics intervals to be displayed (starting with the most recent).

Values 1 to 96

minutes

Displays information about the specified period covered by the statistics to be displayed (starting with the most recent).

Values 1 to 1440

current

Displays information about the current value. The values of count and minutes are ignored by the system once this parameter is specified.

show-oid

Displays information about the Object Identifier (OID) of the current statistical value.

esa-vm

Displays the ID of the configured ESA and ESA VM.

Values

esa-vm:	<i>esa-id/vm-id</i>	
	<i>esa-id</i>	1 to 16
	<i>vm-id</i>	1 to 4

Platforms

7450 ESS, 7750 SR, 7750 SR-e, 7750 SR-s, VSR

Output

The following is an example output of the **show isa statistics ipsec-stats number** of tunnels command.

Sample Output

```
show>isa>stats>ipsec-stats# number-of-tunnels tunnel-group 1
=====
STATISTICS FOR ISA TUNNEL GROUP 1
=====
INDEX          VALUE                START TIME          SAMPLING DURATION
-----
NUMBER OF TOTAL IPSEC TUNNELS
```

```

1 (CURRENT) 1 2017/05/23 00:30:13 N/A
2 1 2017/05/23 00:00:00 N/A
3 1 2017/05/22 23:00:00 N/A
4 0 2017/05/22 22:00:00 N/A
5 0 2017/05/22 21:00:00 N/A
6 0 2017/05/22 20:00:00 N/A
7 0 2017/05/22 19:00:00 N/A
8 1 2017/05/22 18:00:00 N/A
NUMBER OF IPSEC STATIC LAN-TO-LAN (SL2L) TUNNELS
1 (CURRENT) 0 2017/05/23 00:30:13 N/A
2 0 2017/05/23 00:00:00 N/A
3 0 2017/05/22 23:00:00 N/A
4 0 2017/05/22 22:00:00 N/A
5 0 2017/05/22 21:00:00 N/A
6 0 2017/05/22 20:00:00 N/A
7 0 2017/05/22 19:00:00 N/A
8 0 2017/05/22 18:00:00 N/A
NUMBER OF IPSEC DYNAMIC LAN-TO-LAN (DL2L) TUNNELS
1 (CURRENT) 0 2017/05/23 00:30:13 N/A
2 0 2017/05/23 00:00:00 N/A
3 0 2017/05/22 23:00:00 N/A
4 0 2017/05/22 22:00:00 N/A
5 0 2017/05/22 21:00:00 N/A
6 0 2017/05/22 20:00:00 N/A
7 0 2017/05/22 19:00:00 N/A
8 0 2017/05/22 18:00:00 N/A
NUMBER OF IPSEC REMOTE ACCESS (RA) TUNNELS
1 (CURRENT) 1 2017/05/23 00:30:13 N/A
2 1 2017/05/23 00:00:00 N/A
3 1 2017/05/22 23:00:00 N/A
4 0 2017/05/22 22:00:00 N/A
5 0 2017/05/22 21:00:00 N/A
6 0 2017/05/22 20:00:00 N/A
7 0 2017/05/22 19:00:00 N/A
8 1 2017/05/22 18:00:00 N/A

```

 NO. OF ENTRIES: 32

=====

```

SHOW>ISA>STATS>IPSEC-STATS# NUMBER-OF-TUNNELS TUNNEL-GROUP 1 SHOW-OID TUNNEL-TYPE ALL

```

 CURRENT STATISTIC INFO

 OID: TMNXIPSECTNLGRPHISTSTATSVALUE10.1.1.2

=====

```

STATISTICS FOR ISA TUNNEL GROUP 1

```

INDEX	VALUE	START TIME	SAMPLING DURATION

NUMBER OF TOTAL IPSEC TUNNELS			
1 (CURRENT)	1	2017/05/23 00:32:04	N/A
2	1	2017/05/23 00:00:00	N/A
3	1	2017/05/22 23:00:00	N/A
4	0	2017/05/22 22:00:00	N/A
5	0	2017/05/22 21:00:00	N/A
6	0	2017/05/22 20:00:00	N/A
7	0	2017/05/22 19:00:00	N/A
8	1	2017/05/22 18:00:00	N/A

 NO. OF ENTRIES: 8

18 o Commands

18.1 oam

```
oam
```

Syntax

```
oam [interval seconds] [ repeat repeat] [absolute| rate]
```

Context

[\[Tree\]](#) (monitor>port>atm>pvc oam)

Full Context

```
monitor port atm pvc oam
```

Description

This command monitors ATM PVC OAM statistics.

Parameters

seconds

Configures the interval for each display in seconds.

Values 3 to 60

Default 10

repeat

Configures how many times the command is repeated.

Values 1 to 999

Default 10

absolute

Displays raw statistics, without processing. No calculations are performed on the delta or rate statistics.

rate

Displays rate-per-second for each statistic instead of the delta.

Platforms

7450 ESS, 7750 SR-7/12/12e, 7750 SR-a, 7750 SR-e, 7950 XRS

oam

Syntax

oam [*interval seconds*] [*repeat repeat*] [*absolute*|*rate*]

Context

[\[Tree\]](#) (monitor>port>atm>pvp oam)

Full Context

monitor port atm pvp oam

Description

This command monitors ATM PVP OAM statistics.

Parameters

seconds

Configures the interval for each display in seconds.

Values 3 to 60

Default 10

repeat

Configures how many times the command is repeated.

Values 1 to 999

Default 10

absolute

Displays raw statistics, without processing. No calculations are performed on the delta or rate statistics.

rate

Displays rate-per-second for each statistic instead of the delta.

Platforms

7450 ESS, 7750 SR-7/12/12e, 7750 SR-a, 7750 SR-e, 7950 XRS

18.2 oam-config-summary

oam-config-summary

Syntax

oam-config-summary

Context

[\[Tree\]](#) (show>test-oam oam-config-summary)

Full Context

show test-oam oam-config-summary

Description

This command displays the OAM configuration resources in use, as well as the percentage of available and per-system limits for the platform. The lines produced by the **show** command output vary by platform and may account for resource allocation in different ways. The resource accounting is tied to different resource pools across different platforms.

Platforms

All

Output

The following output is an example of OAM configuration information.

This example for is platforms that have separate resource pools for OAM-PM (tests and packet per second). OAM-PM resources are tracked separately from the background OAM and SAA tests and transmit capacity. The limits are platform-specific.

Sample Output

```
show test-oam oam-config-summary
-----
OAM-Managed Test Capacity (tests)
-----
Resource                                     InUse %InUse  Limit
-----
Background ICMP Bridged Residential Gateway tests      0   0.0  50000
Background ICMP Interface Control tests                 0   0.0   4000
Background OAM and SAA tests                           0   0.0  10000
Background Static Host CPE Check tests                  0   0.0   5000
Background Static Route CPE Check tests                 0   0.0  10000
LSP Self Ping tests                                    0   0.0   1250
OAM-PM tests                                            0   0.0  24000
-----
OAM-Managed Transmit Capacity (pps)
-----
Resource                                     InUse %InUse  Limit
-----
Shared Resource Pool Maximum                       0   0.0  24000
  Background Shared Pool Maximum                   0   0.0  10000
    Background OAM and SAA-continuous Tx capacity   0   0.0   6000
    Background Static Route CPE Check Tx capacity   0   0.0  10000
  OAM-PM Tx capacity                               0   0.0  18000
Dedicated Resources
```

```
LSP Self Ping Tx capacity          0    0.0    125
-----
```

The following is a sample output that can be displayed for those platforms that have a common resource pool (tests and packet per second) for background OAM, OAM-PM and SAA.

```
show test-oam oam-config-summary
-----
OAM-Managed Test Capacity (tests)
-----
Resource                               InUse %InUse  Limit
-----
Background OAM, OAM-PM, and SAA tests    0    0.0
Background ICMP Interface Control tests  0    0.0
LSP Self Ping tests                      0    0.0
-----
OAM-Managed Transmit Capacity (pps)
-----
Resource                               InUse %InUse  Limit
-----
Background OAM, OAM-PM, and SAA-continuous Tx capacity  0    0.2
LSP Self Ping Tx capacity                0    0.0
-----
```

The following table describes the test OAM configuration limit fields.

Table 335: Test OAM configuration limit fields

Label	Description
InUse	Specifies the number of resources in use
%InUse	Specifies the percentage of resources in use
Limit	Specifies the total number of available resources

18.3 oam-perf

oam-perf

Syntax

oam-perf [detail]

Context

[\[Tree\]](#) (show>test-oam oam-perf)

Full Context

show test-oam oam-perf

Description

This command displays OAM performance information, including packet per second rates and the cumulative packets receive and transmitted. Statistics are cleared using the **clear>test-oam>oam-perf** command to properly interpret current data rate. The counts are displayed since the last clear and may be skewed because of irrelevant historical data.

Parameters

detail

Displays detailed information.

Platforms

All

Output

The following output is an example of OAM performance information.

Sample Output

```
show test-oam oam-perf
Current Time      : 12/20/2018 20:22:49
Last Clear       : 12/20/2018 20:21:08
Period Duration  : 0d 00:01:41 (101.43 seconds)
Local Tests (Tx) :      251 packets,      2.47 packets/second
Remote Tests (Rx) :         0 packets,      0.00 packets/second
show test-oam oam-perf detail
Current Time      : 12/20/2018 20:22:53
Last Clear       : 12/20/2018 20:21:08
Period Duration  : 0d 00:01:45 (105.29 seconds)
=====
OAM packets Tx by locally initiated tests and Rx from remotely initiated tests
=====
OAM Type          --- Local Tests ---  -- Remote Tests --
                  TxPackets  Rate(pps)  RxPackets  Rate(pps)
-----
Eth-CFM           0          0.00         0          0.00
ICMP              0          0.00         0          0.00
LSP               0          0.00         0          0.00
MAC CPE MFIB     0          0.00         0          0.00
MPLS DM          156         1.48         0          0.00
Multicast         0          0.00         0          0.00
SDP SVC           0          0.00         0          0.00
Twamp-Light      105         1.00         0          0.00
VCCV              0          0.00         0          0.00
VPRN              0          0.00         0          0.00
VXLAN             0          0.00         0          0.00
other             0          0.00         0          0.00
Total            261         2.48         0          0.00
=====
```

oam-perf

Syntax

oam-perf

Context

[Tree] (clear>test-oam oam-perf)

Full Context

clear test-oam oam-perf

Description

This command clears OAM performance statistics.

Platforms

7450 ESS, 7750 SR, 7750 SR-a, 7750 SR-e, 7750 SR-s, 7950 XRS

oam-perf

Syntax

oam-perf [**interval** *seconds*] [**repeat** *repeat*] [**absolute** | **rate**]

Context

[Tree] (monitor>test-oam oam-perf)

Full Context

monitor test-oam oam-perf

Description

This command monitors the OAM performance statistics.

Parameters

seconds

Specifies the time interval, in seconds.

Values 3 to 60

repeat

Specifies the number of times the command is repeated.

Values 1 to 999

Default 10

absolute

Specifies that the raw statistics are displayed, without processing. No calculations are performed on the delta or rate statistics.

rate

Specifies that the rate-per-second is displayed.

Default delta

Platforms

All

18.4 oam-pm

oam-pm

Syntax

oam-pm

Context

[\[Tree\]](#) (show oam-pm)

Full Context

show oam-pm

Description

Commands in this context show Operations, Administration, and Maintenance Performance Management information.

Platforms

All

oam-pm

Syntax

oam-pm session *session-name* {dm | dmm | lmm | slm | twamp-light}

Context

[\[Tree\]](#) (clear oam-pm)

Full Context

clear oam-pm

Description

This command clears OAM performance statistics reported by the **show>test-oam >oam-perf [detail]**.

Parameters

session-name

Identifies the session name, up to 32 characters, that the test is associated with.

dm

Specifies the MPLS delay measurement test that is affected by the command.

dmm

Specifies the DMM test that is affected by the command.

lmm

Specifies the LMM test that is affected by the command.

slm

Specifies the SLM test that is affected by the command.

twamp-light

Specifies the TWAMP-light test that is affected by the command.

Platforms

All

oam-pm

Syntax

oam-pm

Context

[\[Tree\]](#) (monitor oam-pm)

Full Context

monitor oam-pm

Description

Commands in this context monitor Operations, Administration, and Maintenance Performance Management information.

Platforms

All

18.5 oam-template

oam-template

Syntax

oam-template

Context

[\[Tree\]](#) (show>router>mpls>mpls-tp oam-template)

Full Context

show router mpls mpls-tp oam-template

Description

This command displays MPLS-TP OAM template information.

Platforms

7450 ESS, 7750 SR, 7750 SR-a, 7750 SR-e, 7750 SR-s, 7950 XRS

Output

The following output is an example of MPLS OAM template detail information.

Sample Output

```
*A:mlstp-dutA# show router mpls mpls-tp oam-template

=====
MPLS-TP OAM Templates
=====
Template Name : privatebed-oam-template Router ID      : 1
BFD Template  : privatebed-bfd-template Hold-Down Time: 0 centiseconds
                                           Hold-Up Time  : 20 deciseconds
=====
```

18.6 ocsp-cache

ocsp-cache

Syntax

ocsp-cache [*entry-id*]

Context

[\[Tree\]](#) (show>certificate ocsp-cache)

Full Context

show certificate ocsp-cache

Description

This command displays the current cached OCSP results. The output includes the following information:

Certificate issuer

Certificate serial number

OCSP result

Cache entry expire time

Parameters

entry-id

Specifies the local cache entry identifier of the certificate that was validated by the OCSP responder.

Values 1 to 2000

Platforms

All

18.7 of-switch

of-switch

Syntax

of-switch

of-switch *ofs-name* **controller** *ip-address:port* **detail**

of-switch *ofs-name* **status controller** [*ip-address:port*]

of-switch *ofs-name* **controller**

of-switch *ofs-name* **flowtable**

of-switch *ofs-name* **status**

of-switch *ofs-name* **port**

Context

[\[Tree\]](#) (show>open-flow of-switch)

Full Context

show open-flow of-switch

Description

This command displays information related to H-OFS configuration and operations as per the parameters specified.

If no parameter is specified, this command displays a summary for H-OFS instances configured.

Parameters

ofs-name

Specifies the name of the configured H-OFS instance, up to 32 characters.

ip-address:port

Displays information on the controller for the specified H-OFS instance.

Values ip-address: a.b.c.d
 port: 1 to 65535

detail

Displays detailed information.

flowtable

Displays information about flowtables for the specified H-OFS instance.

status

Displays status information for the specified H-OFS switch or its controller.

port

Displays information about the logical OpenFlow ports registered with the specified H-OFS instance.

Platforms

All

Output

Sample Output

```
*A:Dut-A# show open-flow of-switch "s1" status
=====
Open Flow Switch Information
=====
Switch Name       : s1
Data Path ID     : 0
Admin Status     : Up
Echo Interval    : 10 seconds
Echo Multiple    : 3
Logical Port Type : all
Buffer Size     : 256
Num. of Tables  : 1
Description      : test-sw1
Capabilities Supp. : flow-stats table-stats port-stats
=====

*A:Dut-A# show open-flow of-switch "s1" controller
=====
Open Flow Controller Summary
=====
IP Address          Port
-----
10.20.1.2          6633
10.20.1.3          6633
-----
Number of Controllers : 2
-----
```

```

=====
*A:Dut-A# show open-flow of-switch "s1" controller 10.20.1.2:6633 detail
=====
Open Flow Controller Information
=====
IP Address       : 10.20.1.2          Port       : 6633
Role             : equal            Generation ID : 0

-----
Open Flow Channel Information
-----
Channel ID       : 1                Version    : 4
Connection Type  : primary          Operational Status: Up
Operational Flags : socketStateEstablished helloReceived helloTransmitted
                  handshake
Async Fltr Packet In
(Master or Equal) : tableMiss applyAction
(Slave)           : (Not Specified)
Async Fltr Port Status
(Master or Equal) : portAdd portDelete portModify
(Slave)           : portAdd portDelete portModify
Async Fltr Flow Rem
(Master or Equal) : idleTimeOut hardTimeOut flowModDelete groupDelete
(Slave)           : (Not Specified)

Echo Time Expiry : 0d 00:00:10      Hold Time Expiry : 0d 00:00:30
Conn. Uptime     : 0d 00:00:00      Conn. Retry       : 0d 00:00:00

-----
Open Flow Channel Stats - Channel ID(1)
-----
Packet Type      Transmitted Packets  Received Packets  Error Packets
-----
Hello            1                    1                  0
Error            0                    0                  0
Echo Request     0                    70                 0
Echo Reply       70                   0                  0
Experimenter     0                    0                  0
Feat. Request    0                    1                  0
Feat. Reply      1                    0                  0
Get Cfg Request  0                    1                  0
Get Cfg Reply    1                    0                  0
Set Config       0                    1                  0
Packet In        0                    0                  0
Flow Removed     0                    0                  0
Port Status      0                    0                  6
Packet Out       0                    0                  0
Flow Modify      0                    0                  0
Group Modify     0                    0                  0
Port Modify      0                    0                  0
Table Modify     0                    0                  0
Multipart Req   0                    0                  0
Multipart Reply  0                    0                  0
Barrier Request  0                    0                  0
Barrier Reply    0                    0                  0
Get Q Cfg Req    0                    0                  0
Get Q Cfg Reply  0                    0                  0
Role Request     0                    0                  0
Role Reply       0                    0                  0
Get Async Req    0                    0                  0
Get Async Reply  0                    0                  0
Set Async        0                    0                  0
Meter Modify     0                    0                  0
  
```



```

=====
-----
-----
=====
*A:Dut-A# show open-flow of-switch "s1" flowtable
=====
Flow Table Information
=====
Flow Table ID      : 0                Max-Size           : 1000
No-Match Action    : fall-through      Curr Num. of Entries : 1
                                                           Max. Num. of Entries : 54
=====

*A:Dut-A# show open-flow of-switch "s1" port
=====
Open Flow Port Stats
=====
Port ID      Port Name      Transmitted Packets  Transmitted Bytes
-----
1073741825  to_B           0                    0
1073741826  to_C           0                    0
1073741827  to_D           0                    0
1073741828  to_E           0                    0
1073741829  to_F           0                    0
1073742824  1              0                    0
=====

*A:Dut-C# show open-flow of-switch "ofs" controller 1.3.8.8:6633 detail
=====
Open Flow Controller Information
=====
IP Address      : 1.3.8.8          Port              : 6633
Role            : equal
Generation ID   : 0
-----
Open Flow Channel Information - Channel ID(2)
-----
Channel ID      : 2                Version           : 4
Connection Type : primary          Operational Status: Up
Auxiliary ID    : 0
Source Address  : 10.20.1.3       Source Port       : 49722
Operational Flags : socket-state-established hello-received hello-transmitted
handshake
Async Fltr Packet In
(Master or Equal): table-miss apply-action
(Slave)          : (Not Specified)
Async Fltr Port Status
(Master or Equal): port-add port-delete port-modify
(Slave)          : port-add port-delete port-modify
Async Fltr Flow Rem
(Master or Equal): idle-time-out hard-time-out flow-mod-delete group-delete
(Slave)          : (Not Specified)
Echo Time Expiry : 0d 00:00:04      Hold Time Expiry  : 0d 00:00:24
Conn. Uptime     : 0d 01:27:53    Conn. Retry       : 0d 00:00:00
-----
Open Flow Channel Stats - Channel ID(2)
-----
Packet Type      Transmitted Packets  Received Packets  Error Packets
-----
Hello            0                    0                 0
Error            0                    0                 0
Echo Request     348                  174               0
Echo Reply       174                  348               0
Experimenter     0                    0                 0

```

```

Feat. Request 0 0 0
Feat. Reply 0 0 0
Get Cfg Request 0 0 0
Get Cfg Reply 0 0 0
Set Config 0 0 0
Packet In 0 0 0
Flow Removed 0 0 0
Port Status 0 0 0
Packet Out 0 0 0
Flow Modify 0 0 0
Group Modify 0 0 0
Port Modify 0 0 0
Table Modify 0 0 0
Multipart Req 0 0 0
Multipart Reply 0 0 0
Barrier Request 0 0 0
Barrier Reply 0 0 0
Get Q Cfg Req 0 0 0
Get Q Cfg Reply 0 0 0
Role Request 0 0 0
Role Reply 0 0 0
Get Async Req 0 0 0
Get Async Reply 0 0 0
Set Async 0 0 0
Meter Modify 0 0 0
-----
-----
Open Flow Channel Information - Channel ID(3)
-----
Channel ID : 3 Version : 4
Connection Type : auxiliary Operational Status: Up
Auxiliary ID : 1
Source Address : 10.20.1.3 Source Port : 49748
Operational Flags : socket-state-established hello-received hello-transmitted
handshake
Async Fltr Packet In
(Master or Equal): table-miss apply-action
(Slave) : (Not Specified)
Async Fltr Port Status
(Master or Equal): port-add port-delete port-modify
(Slave) : port-add port-delete port-modify
Async Fltr Flow Rem
(Master or Equal): idle-time-out hard-time-out flow-mod-delete group-delete
(Slave) : (Not Specified)
Echo Time Expiry : 0d 00:00:02 Hold Time Expiry : 0d 00:00:22
Conn. Uptime : 0d 01:27:47 Conn. Retry : 0d 00:00:00
-----
Open Flow Channel Stats - Channel ID(3)
-----
Packet Type Transmitted Packets Received Packets Error Packets
-----
Hello 0 0 0
Error 0 0 0
Echo Request 348 174 0
Echo Reply 174 348 0
Experimenter 0 0 0
Feat. Request 0 0 0
Feat. Reply 0 0 0
Get Cfg Request 0 0 0
Get Cfg Reply 0 0 0
Set Config 0 0 0
Packet In 0 0 0
Flow Removed 0 0 0

```

```

Port Status      0          0          0
Packet Out      0          0          0
Flow Modify     0          0          0
Group Modify    0          0          0
Port Modify     0          0          0
Table Modify    0          0          0
Multipart Req   0          0          0
Multipart Reply 0          0          0
Barrier Request 0          0          0
Barrier Reply   0          0          0
Get Q Cfg Req   0          0          0
Get Q Cfg Reply 0          0          0
Role Request    0          0          0
Role Reply      0          0          0
Get Async Req   0          0          0
Get Async Reply 0          0          0
Set Async       0          0          0
Meter Modify    0          0          0
-----
-----
Open Flow Channel Information - Channel ID(4)
-----
Channel ID       : 4          Version       : 4
Connection Type  : auxiliary   Operational Status: Up
Auxiliary ID     : 2
Source Address   : 10.20.1.3    Source Port    : 49749
Operational Flags : socket-state-established hello-received hello-transmitted
                  handshake
Async Fltr Packet In
(Master or Equal): table-miss apply-action
(Slave)          : (Not Specified)
Async Fltr Port Status
(Master or Equal): port-add port-delete port-modify
(Slave)          : port-add port-delete port-modify
Async Fltr Flow Rem
(Master or Equal): idle-time-out hard-time-out flow-mod-delete group-delete
(Slave)          : (Not Specified)
Echo Time Expiry : 0d 00:00:01    Hold Time Expiry : 0d 00:00:21
Conn. Uptime     : 0d 01:27:49    Conn. Retry       : 0d 00:00:00
-----
Open Flow Channel Stats - Channel ID(4)
-----
Packet Type      Transmitted Packets  Received Packets    Error Packets
-----
Hello           0                   0                   0
Error           0                   0                   0
Echo Request    348                 174                 0
Echo Reply      174                 348                 0
Experimenter    0                   0                   0
Feat. Request   0                   0                   0
Feat. Reply     0                   0                   0
Get Cfg Request 0                   0                   0
Get Cfg Reply   0                   0                   0
Set Config      0                   0                   0
Packet In       104420              0                   0
Flow Removed    0                   0                   0
Port Status     0                   0                   0
Packet Out      0                   0                   0
Flow Modify     0                   0                   0
Group Modify    0                   0                   0
Port Modify     0                   0                   0
Table Modify    0                   0                   0
Multipart Req   0                   0                   0
  
```

```

Multipart Reply 0 0 0
Barrier Request 0 0 0
Barrier Reply 0 0 0
Get Q Cfg Req 0 0 0
Get Q Cfg Reply 0 0 0
Role Request 0 0 0
Role Reply 0 0 0
Get Async Req 0 0 0
Get Async Reply 0 0 0
Set Async 0 0 0
Meter Modify 0 0 0
-----
=====
*A:Dut-C#

```

of-switch

Syntax

of-switch *ofs-name* [**flowtable** *of-table-id*] [**controller** *ip-address:port*] [{**grt** | **system** | **service-id** *service-id*}] [**cookie** *hex-string*] [**priority** *priority*]

of-switch *ofs-name* [**flowtable** *of-table-id*] [**controller** *ip-address:port*] **service-id** *service-id* **sap** *sap-id* [**cookie** *hex-string*] [**priority** *priority*]

of-switch *ofs-name* [**flowtable** *of-table-id*] [**controller** *ip-address:port*] **summary**

Context

[Tree] (tools>dump>open-flow of-switch)

Full Context

tools dump open-flow of-switch

Description

This command can be used to dump information for a given OpenFlow switch or its flowtable. Priority and cookie filters are provided no focus on part of a flow table.

Usage examples:

a. **tools>dump>open-flow>of-switch ofs-test** — This command displays detailed flow information for a given OpenFlow switch. If the switch has **switch-defined-cookie** enabled, the flows with all cookie-types are displayed.

b. **tools>dump>open-flow>of-switch ofs summary** — This command displays a summary of each cookie context and the number of flows in it for the switch that has **switch-defined-cookie** enabled. If **switch-defined-cookie** is disabled, then the total number of entries is displayed (single context).

c. Options like **grt**, **system**, **service-id**, **sap-id**, **cookie**, and **priority** can be used to limit display entries to the specified options.

Parameters

ofs-name

Specifies the name of the OFS instance, up to 32 characters.

of-table-id

Specifies the identifier for the OpenFlow table.

Values 0

ip-address:port

Specifies the IP address and TCP port for the OpenFlow channel to the controller.

Values ip-address: a.b.c.d
port: 1 to 65535

grt

Flowtable rules applicable to GRT instance (IES, Router).

system

Flowtable rules applicable to system filters.

service-id

Specifies the identifier for the service.

Values 1 to 2148007978 | *svc-name*: 64 characters max

hex-string

Specifies the identifier for the OpenFlow cookies.

Values 0x0 to 0xFFFFFFFFFFFFFFFF

priority

Specifies the priority for the OpenFlow switch.

Values 0 to 65535

sap-id

Specifies the identifier for the Ethernet SAP.

Values	null	port-id bundle-id bpgrp-id lag-id aps-id>	
	dot1q	port-id bundle-id bpgrp-id lag-id aps-id pw-id>:qtag1	
	qinq	port-id bundle-id bpgrp-id lag-id pw-id>:qtag1.qtag2	
	atm	<port-id aps-id>[:vpi/vci vpi vpi1.vpi2 cp.conn-prof-id]	
		cp	keyword
		conn-prof-id	1..8000
	frame	port-id aps-id:dldi	
	cisco-hdlc	slot/mda/port.channel	

cem	slot/mda/port.channel	
ima-grp	bundle-id>[:vpi/vci vpi vpi1.vpi2 cp.conn-prof-id]	
	cp	keyword
	conn-prof-id	1..8000
port-id	slot/mda/port[.channel]	
bundle-id	bundle-<type>-slot/mda. <i>bundle-num</i>	
	bundle	keyword
	type	ima, fr, ppp
	bundle-num	1..336
bpgrp-id	bpgrp-<type>-<bpgrp-num>	
	bpgrp	keyword
	type	ima, ppp
	bpgrp-num	1..2000
aps-id	aps-<group-id>[.channel]	
	aps	keyword
	group-id	1..64
ccag-id	<i>ccag-id.path-id[cc-type]<cc-id</i>	
	ccag	keyword
	id	1..8
	path-id	a, b
	cc-type	.sap-net, .net-sap
	cc-id	0..4094
eth-tunnel	eth-tunnel- <i>id</i> [[:eth-tun-sap-id]	
	id	1..1024
	eth-tun-sap-id	0..4094
lag-id	lag-id	
	lag	keyword
	id	1..800
pw-id	<i>pw-id</i>	

	pw	keyword
	id	1..10239
qtag1	*, 0..4094	
qtag2	* 0..4094	
vpi	0..4095 (NNI)	
	0..255 (UNI)	
vci	1, 2, 5..65535	
dldci	16..1022	
tunnel-id	tunnel- <i>id</i> .private public: <i>tag</i>	
	tunnel	keyword
	id	1..16
	tag	0..4094

summary

Keyword to summarize output.

Platforms

All

Output

Sample Output

```

=====
Switch: ofs
=====
Table      : 0                      Flow Pri  : 0
Cookie     : 0x0000000000000000    CookieType: grt
Controller: :::0
Filter Hnd: 0xC30000010000FFFF
Filter     : _tmnx_ofs_ofs:1 entry 65535

In Port    : *
VID        : *                      Outer VID  : *
EthType    : *
Src IP     : *
Dst IP     : *
IP Proto   : *                      DSCP      : *
Src Port   : *                      Dst Port  : *
ICMP Type  : *                      ICMP Code : *
Label     : *
IPv6ExtHdr: (Not Specified)

Action     : Fall-through

Flow Flags: IPv4/6 [!E] [R0] [DEF]
Up Time    : 0d 00:03:51             Add TS    : 680828
  
```

```
Mod TS      : 0                Stats TS   : 703820
#Packets    : 0                #Bytes     : 0
```

```
-----
Table       : 0                Flow Pri   : 16
Cookie      : 0x0000000000000000 CookieType: grt
Controller: 1.3.8.8:6633
Filter Hnd: 0x830000010000FFEF
Filter      : _tmnx_ofs_ofs:1 entry 65519
```

```
In Port     : *
VID         : *                Outer VID  : *
EthType     : 0x0800
Src IP      : *
Dst IP      : 22.22.22.1/32
IP Proto    : *                DSCP       : *
Src Port    : *                Dst Port   : *
ICMP Type   : *                ICMP Code  : *
Label       : *
```

Action : Forward On Svc 99

```
Flow Flags: IPv4
Up Time    : 0d 00:01:15      Add TS     : 696581
Mod TS     : 0                Stats TS   : 703820
#Packets   : 0                #Bytes     : 0
```

```
-----
Table       : 0                Flow Pri   : 17
Cookie      : 0xC000006300000000 CookieType: service 99
Controller: 1.3.8.8:6633
Filter Hnd: 0x8300000D0000FFEE
Filter      : _tmnx_ofs_ofs:13 entry 65518
```

```
In Port     : *
VID         : *                Outer VID  : *
EthType     : 0x0800
Src IP      : *
Dst IP      : 22.22.22.2/32
IP Proto    : *                DSCP       : *
Src Port    : *                Dst Port   : *
ICMP Type   : *                ICMP Code  : *
Label       : *
```

Action : Forward On GRT

```
Flow Flags: IPv4
Up Time    : 0d 00:01:10      Add TS     : 697095
Mod TS     : 0                Stats TS   : 703820
#Packets   : 0                #Bytes     : 0
```

```
-----
Table       : 0                Flow Pri   : 4
Cookie      : 0xC00007E200000000 CookieType: service 2018
Controller: 1.3.8.8:6633
Filter Hnd: 0x830000050000FFFB
Filter      : _tmnx_ofs_ofs:5 entry 65531
SAP        : 1/1/3:0
```

```
In Port     : 0x2218000
VID         : 0x1000          Outer VID  : *
EthType     : 0x0800
Src IP      : *
Dst IP      : *
IP Proto    : *                DSCP       : *
Src Port    : *                Dst Port   : *
ICMP Type   : *                ICMP Code  : *
```



```
Label      : *
Action     : Forward On Sap
            Sap 1/1/3:0

Flow Flags: IPv4
Up Time    : 0d 00:02:13      Add TS     : 690788
Mod TS     : 0                Stats TS   : 703820
#Packets   : 0                #Bytes     : 0
-----
Table      : 0                Flow Pri   : 3
Cookie     : 0xC00007E200000000 CookieType: service 2018
Controller: 1.3.8.8:6633
Filter Hnd: 0x830000040000FFFC
Filter     : _tmnx_ofs_ofs:4 entry 65532
SAP        : 1/1/3:4094

In Port    : 0x2218000
VID        : 0x1ffe          Outer VID  : *
EthType    : 0x0800
Src IP     : *
Dst IP     : *
IP Proto   : *              DSCP      : *
Src Port   : *              Dst Port   : *
ICMP Type  : *              ICMP Code  : *
Label      : *

Action     : Forward On Sap
            Sap 1/1/3:4094

Flow Flags: IPv4
Up Time    : 0d 00:02:18      Add TS     : 690274
Mod TS     : 0                Stats TS   : 703820
#Packets   : 0                #Bytes     : 0
-----
Table      : 0                Flow Pri   : 5
Cookie     : 0xC00007E200000000 CookieType: service 2018
Controller: 1.3.8.8:6633
Filter Hnd: 0x830000060000FFFA
Filter     : _tmnx_ofs_ofs:6 entry 65530
SAP        : lag-800:4094

In Port    : 0x50000320
VID        : 0x1ffe          Outer VID  : *
EthType    : 0x0800
Src IP     : *
Dst IP     : *
IP Proto   : *              DSCP      : *
Src Port   : *              Dst Port   : *
ICMP Type  : *              ICMP Code  : *
Label      : *

Action     : Forward On Sap
            Sap lag-800:4094

Flow Flags: IPv4
Up Time    : 0d 00:02:09      Add TS     : 691201
Mod TS     : 0                Stats TS   : 703821
#Packets   : 0                #Bytes     : 0
-----
Table      : 0                Flow Pri   : 8
Cookie     : 0xC00007E300000000 CookieType: service 2019
Controller: 1.3.8.8:6633
Filter Hnd: 0x830000090000FFF7
```

```
Filter      : _tmnx_ofs_ofs:9 entry 65527
SAP        : 2/1/3:1.0

In Port    : 0x4218000
VID        : 0x1000                Outer VID : 0x1001
EthType    : 0x0800
Src IP     : *
Dst IP     : *
IP Proto   : *                    DSCP      : *
Src Port   : *                    Dst Port  : *
ICMP Type  : *                    ICMP Code : *
Label     : *

Action     : Forward On Sap
           : Sap 2/1/3:1.0

Flow Flags: IPv4
Up Time    : 0d 00:01:56          Add TS   : 692448
Mod TS     : 0                   Stats TS : 703821
#Packets   : 0                   #Bytes   : 0
-----
Table      : 0                   Flow Pri  : 7
Cookie     : 0xC00007E300000000  CookieType: service 2019
Controller: 1.3.8.8:6633
Filter Hnd: 0x830000080000FFF8
Filter     : _tmnx_ofs_ofs:8 entry 65528
SAP        : 2/1/3:4094.4094

In Port    : 0x4218000
VID        : 0x1ffe                Outer VID : 0x1ffe
EthType    : 0x0800
Src IP     : *
Dst IP     : *
IP Proto   : *                    DSCP      : *
Src Port   : *                    Dst Port  : *
ICMP Type  : *                    ICMP Code : *
Label     : *

Action     : Forward On Sap
           : Sap 2/1/3:4094.4094

Flow Flags: IPv4
Up Time    : 0d 00:02:01          Add TS   : 692032
Mod TS     : 0                   Stats TS : 703821
#Packets   : 0                   #Bytes   : 0
-----
Table      : 0                   Flow Pri  : 10
Cookie     : 0xC00007E300000000  CookieType: service 2019
Controller: 1.3.8.8:6633
Filter Hnd: 0x8300000B0000FFF5
Filter     : _tmnx_ofs_ofs:11 entry 65525
SAP        : lag-799:4094.4094

In Port    : 0x5000031f
VID        : 0x1ffe                Outer VID : 0x1ffe
EthType    : 0x0800
Src IP     : *
Dst IP     : *
IP Proto   : *                    DSCP      : *
Src Port   : *                    Dst Port  : *
ICMP Type  : *                    ICMP Code : *
Label     : *

Action     : Forward On Sap
```

```

    Sap lag-799:4094.4094

Flow Flags: IPv4
Up Time   : 0d 00:01:46          Add TS   : 693483
Mod TS    : 0                   Stats TS : 703821
#Packets  : 0                   #Bytes   : 0
-----
Table     : 0                   Flow Pri  : 1
Cookie    : 0xC00007E400000000 CookieType: service 2020
Controller: 1.3.8.8:6633
Filter Hnd: 0x830000020000FFFE
Filter    : _tmnx_ofs_ofs:2 entry 65534
SAP       : 2/1/4

In Port   : 0x4220000
VID       : 0x0                 Outer VID : *
EthType   : 0x0800
Src IP    : *
Dst IP    : *
IP Proto  : *                   DSCP     : *
Src Port  : *                   Dst Port : *
ICMP Type : *                   ICMP Code : *
Label     : *

Action    : Forward On Sap
           Sap 2/1/4

Flow Flags: IPv4
Up Time   : 0d 00:02:27          Add TS   : 689443
Mod TS    : 0                   Stats TS : 703821
#Packets  : 0                   #Bytes   : 0
-----
Table     : 0                   Flow Pri  : 12
Cookie    : 0xC00007E400000000 CookieType: service 2020
Controller: 1.3.8.8:6633
Filter Hnd: 0x830000020000FFF3
Filter    : _tmnx_ofs_ofs:2 entry 65523
SAP       : 2/1/4

In Port   : 0x4220000
VID       : 0x0                 Outer VID : *
EthType   : 0x0800
Src IP    : *
Dst IP    : *
IP Proto  : *                   DSCP     : *
Src Port  : *                   Dst Port : *
ICMP Type : *                   ICMP Code : *
Label     : *

Action    : Forward Sdp 12:4294967295

Flow Flags: IPv4
Up Time   : 0d 00:01:36          Add TS   : 694524
Mod TS    : 0                   Stats TS : 703821
#Packets  : 0                   #Bytes   : 0
-----
Table     : 0                   Flow Pri  : 13
Cookie    : 0xC00007E400000000 CookieType: service 2020
Controller: 1.3.8.8:6633
Filter Hnd: 0x830000020000FFF2
Filter    : _tmnx_ofs_ofs:2 entry 65522
SAP       : 2/1/4

In Port   : 0x4220000
  
```

```

VID      : 0x0                                Outer VID : *
EthType  : 0x0800
Src IP   : *
Dst IP   : *
IP Proto : *                                DSCP      : *
Src Port : *                                Dst Port  : *
ICMP Type : *                               ICMP Code : *
Label    : *

Action   : Forward On Nhop(Indirect)
          Nhop: 200.180.200.180

Flow Flags: IPv4
Up Time  : 0d 00:01:31                      Add TS   : 695037
Mod TS   : 0                                Stats TS : 703821
#Packets : 0                                #Bytes  : 0
-----
Table    : 0                                Flow Pri : 15
Cookie   : 0xC00007E400000000              CookieType: service 2020
Controller: 1.3.8.8:6633
Filter Hnd: 0x83000020000FFF0
Filter   : _tmnx_ofs_ofs:2 entry 65520
SAP      : 2/1/4

In Port  : 0x4220000
VID      : 0x0                                Outer VID : *
EthType  : 0x0800
Src IP   : *
Dst IP   : *
IP Proto : *                                DSCP      : *
Src Port : *                                Dst Port  : *
ICMP Type : *                               ICMP Code : *
Label    : *

Action   : Forward LspId 1
          Lsp lsp1

Flow Flags: IPv4
Up Time  : 0d 00:01:21                      Add TS   : 696067
Mod TS   : 0                                Stats TS : 703822
#Packets : 0                                #Bytes  : 0
-----
Table    : 0                                Flow Pri : 14
Cookie   : 0xC00007E400000000              CookieType: service 2020
Controller: 1.3.8.8:6633
Filter Hnd: 0x43000020000FFF1
Filter   : _tmnx_ofs_ofs:2 entry 65521
SAP      : 2/1/4

In Port  : 0x4220000
VID      : 0x0                                Outer VID : *
EthType  : 0x86dd
Src IP   : *
Dst IP   : *
IP Proto : *                                DSCP      : *
Src Port : *                                Dst Port  : *
ICMP Type : *                               ICMP Code : *
Label    : *
IPv6ExtHdr: (Not Specified)

Action   : Forward On Nhop(Indirect)
          Nhop: 3ffe:1111:1111:2222:2222:3333:3333:4444

Flow Flags: IPv6
  
```

```

Up Time   : 0d 00:01:26          Add TS    : 695551
Mod TS    : 0                   Stats TS  : 703822
#Packets  : 0                   #Bytes   : 0
-----
Table     : 0                   Flow Pri  : 2
Cookie    : 0xC00007E400000000 CookieType: service 2020
Controller: 1.3.8.8:6633
Filter Hnd: 0x830000030000FFFD
Filter    : _tmnx_ofs_ofs:3 entry 65533
SAP       : lag-798

In Port   : 0x5000031e
VID       : 0x0                 Outer VID : *
EthType   : 0x0800
Src IP    : *
Dst IP    : *
IP Proto  : *                   DSCP      : *
Src Port  : *                   Dst Port  : *
ICMP Type : *                   ICMP Code : *
Label     : *

Action    : Forward On Sap
           Sap lag-798

Flow Flags: IPv4
Up Time   : 0d 00:02:23          Add TS    : 689857
Mod TS    : 0                   Stats TS  : 703822
#Packets  : 0                   #Bytes   : 0
-----
Table     : 0                   Flow Pri  : 19
Cookie    : 0x8000000000000000 CookieType: system
Controller: 1.3.8.8:6633
Filter Hnd: 0x4300000E0000FFEC
Filter    : _tmnx_ofs_ofs:14 entry 65516

In Port   : *
VID       : *                   Outer VID : *
EthType   : 0x86dd
Src IP    : *
Dst IP    : 3ffe::1616:1601/128
IP Proto  : *                   DSCP      : *
Src Port  : *                   Dst Port  : *
ICMP Type : *                   ICMP Code : *
Label     : *
IPv6ExtHdr: (Not Specified)

Action    : Forward On Nhop(Indirect)
           Nhop: 3ffe:1111:1111:2222:2222:3333:3333:4444

Flow Flags: IPv6
Up Time   : 0d 00:01:01          Add TS    : 698121
Mod TS    : 0                   Stats TS  : 703822
#Packets  : 0                   #Bytes   : 0
-----
Table     : 0                   Flow Pri  : 18
Cookie    : 0x8000000000000000 CookieType: system
Controller: 1.3.8.8:6633
Filter Hnd: 0x8300000E0000FFED
Filter    : _tmnx_ofs_ofs:14 entry 65517

In Port   : *
VID       : *                   Outer VID : *
EthType   : 0x0800
Src IP    : *
  
```

```
Dst IP      : 22.22.22.1/32
IP Proto    : *
Src Port     : *
ICMP Type   : *
Label       : *
DSCP        : *
Dst Port    : *
ICMP Code   : *

Action      : Forward On Nhop(Indirect)
             Nhop: 200.180.200.180

Flow Flags: IPv4
Up Time     : 0d 00:01:06
Mod TS      : 0
#Packets    : 0
Add TS      : 697608
Stats TS    : 703822
#Bytes      : 0
-----
Number of flows: 17
=====
*A:Dut-C#
```

18.8 omcr

omcr

Syntax

omcr

Context

[\[Tree\]](#) (show>redundancy>multi-chassis omcr)

Full Context

show redundancy multi-chassis omcr

Description

Commands in this context display OMCR information for subscribers.

Platforms

7750 SR

18.9 on-change-paths

on-change-paths

Syntax

on-change-paths

on-change-paths {open-config | nokia}

Context

[\[Tree\]](#) (tools>dump>system>telemetry on-change-paths)

Full Context

tools dump system telemetry on-change-paths

Description

This command lists all paths supporting on-change notifications. The keywords **open-config** and **nokia** indicate which model should be used as a reference for the output.

Parameters

open-config

Indicates that the open-config model will be used as the output reference.

nokia

Indicates that the Nokia model will be used as the output reference.

Platforms

All

Output

Sample Output

```
A:node-6# tools dump system telemetry on-change-paths nokia
=====
Nokia on-change state paths
=====
/state/log/log-id/oper-state
/state/port/ethernet/lldp/dest-mac/remote-system/chassis-id
/state/port/ethernet/lldp/dest-mac/remote-system/chassis-id-subtype
/state/port/ethernet/lldp/dest-mac/remote-system/remote-port-id
/state/port/ethernet/lldp/dest-mac/remote-system/remote-port-id-subtype
/state/port/ethernet/lldp/dest-mac/remote-system/port-description
/state/port/ethernet/lldp/dest-mac/remote-system/system-enabled-capabilities
/state/port/ethernet/lldp/dest-mac/remote-system/system-supported-capabilities
/state/port/ethernet/lldp/dest-mac/remote-system/system-description
/state/port/ethernet/lldp/dest-mac/remote-system/system-name
/state/port/ethernet/lldp/dest-mac/remote-system/mgmt-address/interface-subtype
/state/port/ethernet/lldp/dest-mac/remote-system/mgmt-address/interface-id
/state/port/ethernet/lldp/dest-mac/remote-system/mgmt-address/object-identifier
/state/router/interface/if-oper-status
/state/router/isis/interface/level/oper-metric/ipv4-unicast
/state/router/isis/interface/level/oper-metric/ipv6-unicast
/state/router/isis/interface/level/oper-metric/ipv4-multicast
/state/router/isis/interface/level/oper-metric/ipv6-multicast
/state/router/mps/lsp/oper-state
/state/router/mps/lsp/primary/mbb/last-mbb/type
/state/router/mps/lsp/primary/mbb/last-mbb/end-time
/state/router/mps/lsp/primary/mbb/last-mbb/metric
/state/router/mps/lsp/primary/mbb/last-mbb/state
/state/router/mps/lsp/primary/mbb/last-mbb/signaled-bw
/state/router/mps/lsp/secondary/mbb/last-mbb/type
/state/router/mps/lsp/secondary/mbb/last-mbb/end-time
/state/router/mps/lsp/secondary/mbb/last-mbb/metric
```

```

/state/router/mpls/lsp/secondary/mbb/last-mbb/state
/state/router/mpls/lsp/secondary/mbb/last-mbb/signaled-bw
/state/service/ies/interface/if-oper-status
/state/service/vprn/interface/if-oper-status
/state/service/vprn/log/log-id/oper-state
/state/system/lldp/chassis-id
/state/system/lldp/chassis-id-subtype
/state/system/lldp/system-name
/state/system/lldp/system-description
/state/system/telemetry/grpc/subscription/path/deferred-collection-count
=====
  
```

18.10 opaque-database

opaque-database

Syntax

```
opaque-database [area area-id | as] [ adv-router router-id] [ls-id] [detail]
```

Context

[\[Tree\]](#) (show>router>ospf opaque-database)

Full Context

```
show router ospf opaque-database
```

Description

This command displays OSPF opaque database information.

Parameters

area *area-id*

Displays all opaque databases configured in this area.

Values ip-address — a.b.c.d
 area — 0 to 4294967295

as

Displays opaque databases configured in the autonomous system (AS).

adv-router *router-id* [*ls-id*]

Displays opaque database information associated with the specified advertising router. To further narrow the number of items displayed, the *ls-id* can optionally be specified.

Platforms

All

Output

OSPF Opaque Database Output

[Table 336: OSPF Opaque Database Output Fields](#) describes the OSPF opaque database output fields.

Table 336: OSPF Opaque Database Output Fields

Label	Description
Area Id	A 32-bit integer uniquely identifying an area. Area ID 0.0.0.0 is used for the OSPF backbone.
Type	NSSA — This area is configured as an NSSA area. Area — This area is configured as a standard area (not NSSA or stub). Stub — This area is configured as an NSSA area.
Link State Id	The link state ID is an LSA type specific field containing either a Router-Id or an IP Address; it identifies the piece of the routing domain being described by the advertisement.
Adv Rtr Id	The router identifier of the router advertising the LSA.
Age	The age of the link state advertisement in seconds.
Sequence	The signed 32-bit integer sequence number.
Cksum	The 32-bit unsigned sum of the link-state advertisements' LS checksums.

Sample Output

```
*A:Dut-C# show router ospf opaque-database
=====
Rtr Base OSPFv2 Instance 0 Opaque Link State Database (type : All)
=====
Type  Id                Link State Id      Adv Rtr Id      Age  Sequence  Cksum
-----
Area  0.0.0.0             4.0.0.0           10.20.1.2       740  0x80000002 0x5653
Area  0.0.0.0             7.0.0.2           10.20.1.2       745  0x80000001 0xee35
Area  0.0.0.0             7.16.0.6          10.20.1.2       725  0x80000002 0xe434
Area  0.0.0.0             8.0.0.6           10.20.1.2       730  0x80000002 0x5f1d
Area  0.0.0.0             8.0.0.7           10.20.1.2       731  0x80000002 0xeb8
Area  0.0.0.0             4.0.0.0           10.20.1.3       739  0x80000002 0x6dd6
Area  0.0.0.0             7.0.0.2           10.20.1.3       744  0x80000001 0x1601
Area  0.0.0.0             7.16.0.2          10.20.1.3       734  0x80000001 0x914
Area  0.0.0.0             8.0.0.6           10.20.1.3       728  0x80000002 0x8ac1
Area  0.0.0.0             8.0.0.7           10.20.1.3       729  0x80000002 0xf57b
Area  0.0.0.0             4.0.0.0           10.20.1.4       740  0x80000002 0x15ba
Area  0.0.0.0             7.0.0.2           10.20.1.4       745  0x80000001 0x3dcc
Area  0.0.0.0             7.16.0.3          10.20.1.4       736  0x80000001 0xda04
Area  0.0.0.0             8.0.0.4           10.20.1.4       732  0x80000002 0xfe4a
Area  0.0.0.0             8.0.0.5           10.20.1.4       732  0x80000002 0xf1f
Area  0.0.0.0             4.0.0.0           10.20.1.5       738  0x80000002 0x746e
Area  0.0.0.0             7.0.0.2           10.20.1.5       744  0x80000001 0x6498
Area  0.0.0.0             7.16.0.6          10.20.1.5       730  0x80000001 0xb624
Area  0.0.0.0             8.0.0.4           10.20.1.5       729  0x80000002 0x50f1
```

Area	0.0.0.0	8.0.0.5	10.20.1.5	730	0x80000002	0xc279
Area	0.0.0.1	4.0.0.0	10.20.1.1	740	0x80000002	0xf5a0
Area	0.0.0.1	7.0.0.2	10.20.1.1	745	0x80000001	0xc769
Area	0.0.0.1	8.0.0.4	10.20.1.1	730	0x80000002	0x3f46
Area	0.0.0.1	8.0.0.5	10.20.1.1	731	0x80000002	0x7e02
Area	0.0.0.1	4.0.0.0	10.20.1.2	739	0x80000002	0x5653
Area	0.0.0.1	7.16.0.1	10.20.1.2	744	0x80000001	0x46cc
Area	0.0.0.1	7.16.0.2	10.20.1.2	735	0x80000001	0x9663
Area	0.0.0.1	7.16.0.3	10.20.1.2	734	0x80000001	0xe6f9
Area	0.0.0.1	7.16.0.4	10.20.1.2	725	0x80000002	0xad3d
Area	0.0.0.1	7.16.0.5	10.20.1.2	725	0x80000002	0x49b8
Area	0.0.0.1	8.0.0.4	10.20.1.2	730	0x80000002	0x3324
Area	0.0.0.1	8.0.0.5	10.20.1.2	731	0x80000002	0x89f3
Area	0.0.0.1	4.0.0.0	10.20.1.3	739	0x80000002	0x6dd6
Area	0.0.0.1	7.16.0.1	10.20.1.3	743	0x80000001	0x6d98
Area	0.0.0.1	7.16.0.3	10.20.1.3	723	0x80000002	0xdef f
Area	0.0.0.1	7.16.0.4	10.20.1.3	729	0x80000001	0xa941
Area	0.0.0.1	7.16.0.5	10.20.1.3	724	0x80000002	0x7084
Area	0.0.0.1	7.16.0.6	10.20.1.3	724	0x80000002	0xcff
Area	0.0.0.1	8.0.0.4	10.20.1.3	730	0x80000002	0xada2
Area	0.0.0.1	8.0.0.5	10.20.1.3	730	0x80000002	0x9bb2

 No. of Opaque LSAs: 40
 =====

A:ALA-A# show router ospf 1 opaque-database

 Rtr Base OSPFv2 Instance 1 Opaque Link State Database (type : All)
 =====

Area Id	Type	Link State Id	Adv Rtr Id	Age	Sequence	Cksum
0.0.0.0	Area	1.0.0.1	180.0.0.2	205	0x8000007e	0xb1b2
0.0.0.0	Area	1.0.0.1	180.0.0.5	617	0x80000084	0xb1a6
0.0.0.0	Area	1.0.0.1	180.0.0.8	1635	0x80000081	0xc391
0.0.0.0	Area	1.0.0.1	180.0.0.9	1306	0x80000082	0xc58c
0.0.0.0	Area	1.0.0.1	180.0.0.10	53	0x80000082	0xc986
0.0.0.0	Area	1.0.0.1	180.0.0.11	577	0x8000007e	0xd57c
0.0.0.0	Area	1.0.0.1	180.0.0.12	1628	0x80000080	0xd578
0.0.0.0	Area	1.0.0.1	180.0.0.13	581	0x80000080	0xd972
0.0.0.0	Area	1.0.0.1	180.0.0.22	1006	0x80000080	0xfd3c
0.0.0.0	Area	1.0.0.1	180.0.0.23	1238	0x80000083	0xfb39
0.0.0.0	Area	1.0.0.1	180.0.0.27	55	0x80000083	0xc21
0.0.0.0	Area	1.0.0.1	180.0.0.28	389	0x80000083	0x101b
0.0.0.0	Area	1.0.0.1	180.0.0.29	1658	0x80000082	0x1614
0.0.0.0	Area	1.0.0.1	180.0.0.30	976	0x80000083	0x180f
0.0.0.0	Area	1.0.0.2	180.0.0.2	45	0x800000a0	0x2f60
0.0.0.0	Area	1.0.0.2	180.0.0.5	1357	0x80000084	0x7038
0.0.0.0	Area	1.0.0.2	180.0.0.8	1960	0x80000084	0x3472
...						

 No. of Opaque LSAs: 88
 =====

A:ALA-A#

*A:Dut-C# show router ospf opaque-database adv-router 10.20.1.5

 Rtr Base OSPFv2 Instance 0 Opaque Link State Database (type : All)
 =====

Type	Id	Link State Id	Adv Rtr Id	Age	Sequence	Cksum
Area	0.0.0.0	4.0.0.0	10.20.1.5	750	0x80000002	0x746e
Area	0.0.0.0	7.0.0.2	10.20.1.5	756	0x80000001	0x6498
Area	0.0.0.0	7.16.0.6	10.20.1.5	742	0x80000001	0xb624
Area	0.0.0.0	8.0.0.4	10.20.1.5	741	0x80000002	0x50f1

```

Area 0.0.0.0      8.0.0.5      10.20.1.5      742 0x80000002 0xc279
-----
No. of Opaque LSAs: 5
=====
*A:Dut-C# show router ospf opaque-database adv-router 10.20.1.5 detail
=====
Rtr Base OSPFv2 Instance 0 Opaque Link State Database (type : All) (detail)
=====
Opaque LSA
-----
Area Id          : 0.0.0.0          Adv Router Id    : 10.20.1.5
Link State Id    : 4.0.0.0          LSA Type        : Area Opaque
Sequence No     : 0x80000002       Checksum        : 0x746e
Age             : 752              Length          : 52
Options         : E
Advertisement    : Router Info
  Capabilities (1) Len 4 :
    0x14
  SR algorithm (8) Len 1 :
    0x0
  SR label range (9) Len 12 :
    Range-size=1001
    Sub-TLV SID/label(1) len 3 :
      label=25000
-----
Opaque LSA
-----
Area Id          : 0.0.0.0          Adv Router Id    : 10.20.1.5
Link State Id    : 7.0.0.2          LSA Type        : Area Opaque
Sequence No     : 0x80000001       Checksum        : 0x6498
Age             : 758              Length          : 44
Options         : E
Advertisement    : Extended Prefix
  TLV Extended prefix (1) Len 20 :
    rtType=1 pfxLen=32 AF=0 pfx=10.20.1.5
    Flags=Node (0x40)
  Sub-TLV Prefix SID (2) len 8 :
    Flags=noPHP (0x40)
    MT-ID=0 Algorithm=0 SID/Index/Label=55
-----
Opaque LSA
-----
Area Id          : 0.0.0.0          Adv Router Id    : 10.20.1.5
Link State Id    : 7.16.0.6         LSA Type        : Area Opaque
Sequence No     : 0x80000001       Checksum        : 0xb624
Age             : 744              Length          : 44
Options         : E
Advertisement    : Extended Prefix
  TLV Extended prefix (1) Len 20 :
    rtType=3 pfxLen=32 AF=0 pfx=10.20.1.6
    Flags=Node (0x40)
  Sub-TLV Prefix SID (2) len 8 :
    Flags=noPHP (0x40)
    MT-ID=0 Algorithm=0 SID/Index/Label=66
-----
Opaque LSA
-----
Area Id          : 0.0.0.0          Adv Router Id    : 10.20.1.5
Link State Id    : 8.0.0.4          LSA Type        : Area Opaque
Sequence No     : 0x80000002       Checksum        : 0x50f1
Age             : 743              Length          : 52
Options         : E
  
```

```

Advertisement      : Extended Link
  TLV Extended link (1) Len 28 :
    link Type=Transit (2) Id=1.3.5.5 Data=1.3.5.5
  Sub-TLV LAN-Adj-SID (3) len 11 :
    Flags=Value Local (0x60)
    MT-ID=0 Weight=0 Neighbor-ID=10.20.1.3
    SID/Index/Label=262139
-----
Opaque LSA
-----
Area Id           : 0.0.0.0           Adv Router Id    : 10.20.1.5
Link State Id     : 8.0.0.5           LSA Type        : Area Opaque
Sequence No       : 0x80000002        Checksum         : 0xc279
Age               : 744                Length          : 52
Options           : E
Advertisement      : Extended Link
  TLV Extended link (1) Len 28 :
    link Type=Transit (2) Id=1.4.5.5 Data=1.4.5.5
  Sub-TLV LAN-Adj-SID (3) len
=====

*A:Dut-A# show router ospf 1 opaque-database adv-router 10.20.1.1 detail
=====
Rtr Base OSPFv2 Instance 1 Opaque Link State Database (type : All) (detail)
=====
-----
Opaque LSA
-----
Area Id           : 0.0.0.0           Adv Router Id    : 10.20.1.1
Link State Id     : 1.0.0.1           LSA Type        : Area Opaque
Sequence No       : 0x80000028        Checksum         : 0xb136
Age               : 192                Length          : 28
Options           : E
Advertisement      :
  ROUTER-ID TLV   (0001) Len 4 : 10.20.1.1
-----
Opaque LSA
-----
Area Id           : 0.0.0.0           Adv Router Id    : 10.20.1.1
Link State Id     : 1.0.0.2           LSA Type        : Area Opaque
Sequence No       : 0x8000000d        Checksum         : 0x17f3
Age               : 678                Length          : 164
Options           : E
Advertisement      :
  LINK INFO TLV   (0002) Len 140 :
    Sub-TLV: 1     Len: 1     LINK_TYPE   : 2
    Sub-TLV: 2     Len: 4     LINK_ID     : 10.10.1.2
    Sub-TLV: 3     Len: 4     LOC_IP_ADDR : 10.10.1.1
    Sub-TLV: 4     Len: 4     REM_IP_ADDR : 0.0.0.0
    Sub-TLV: 5     Len: 4     TE_METRIC   : 1000
    Sub-TLV: 6     Len: 4     MAX_BDWTH  : 100000 Kbps
    Sub-TLV: 7     Len: 4     RSRVBL_BDWTH : 800000 Kbps
    Sub-TLV: 8     Len: 32    UNRSRVD_CLS0 :
      P0: 80000 Kbps P1: 320000 Kbps P2: 320000 Kbps P3: 320000 Kbps
      P4: 400000 Kbps P5: 400000 Kbps P6: 400000 Kbps P7: 80000 Kbps
    Sub-TLV: 9     Len: 4     ADMIN_GROUP : 0 None
    Sub-TLV: 17    Len: 36    TELK_BW_CONST:
      BW Model : MAM
      BC0: 80000 Kbps BC1: 0 Kbps BC2: 320000 Kbps BC3: 0 Kbps
      BC4: 0 Kbps BC5: 400000 Kbps BC6: 0 Kbps BC7: 0 Kbps
=====

```

*A:Dut-A#

*A:Dut-F# show router ospf opaque-database adv-router 10.20.1.6 detail

=====
 Rtr Base OSPFv2 Instance 0 Opaque Link State Database (type: All) (detail)
 =====

 Opaque LSA

Area Id	: 0.0.0.0	Adv Router Id	: 10.20.1.6
Link State Id	: 4.0.0.0	LSA Type	: Area Opaque
Sequence No	: 0x80000002	Checksum	: 0x590e
Age	: 288	Length	: 52
Options	: E		
Advertisement	: Router Info		
Capabilities (1) Len 4 :			
0x14			
SR algorithm (8) Len 2 :			
0x0 0x2			
SR label range (9) Len 12 :			
Range-size=1000			
Sub-TLV SID/label(1) len 3 :			
label=70000			

 Opaque LSA

Area Id	: 0.0.0.0	Adv Router Id	: 10.20.1.6
Link State Id	: 7.0.0.7	LSA Type	: Area Opaque
Sequence No	: 0x80000001	Checksum	: 0x899a
Age	: 292	Length	: 44
Options	: E		
Advertisement	: Extended Prefix		
TLV Extended prefix (1) Len 20 :			
rtType=1 pfxLen=32 AF=0 pfx=10.20.1.6			
Flags=Node (0x40)			
Sub-TLV Prefix SID (2) len 8 :			
Flags=noPHP (0x40)			
MT-ID=0 Algorithm=0 SID/Index/Label=9			

 Opaque LSA

Area Id	: 0.0.0.0	Adv Router Id	: 10.20.1.6
Link State Id	: 7.16.0.2	LSA Type	: Area Opaque
Sequence No	: 0x80000001	Checksum	: 0x6d0b
Age	: 292	Length	: 44
Options	: E		
Advertisement	: Extended Prefix		
TLV Extended prefix (1) Len 20 :			
rtType=3 pfxLen=32 AF=0 pfx=1.0.66.6			
Flags=Att Node (0xc0)			
Sub-TLV Prefix SID (2) len 8 :			
Flags=noPHP (0x40)			
MT-ID=0 Algorithm=0 SID/Index/Label=3			

 Opaque LSA

Area Id	: 0.0.0.0	Adv Router Id	: 10.20.1.6
Link State Id	: 7.16.0.9	LSA Type	: Area Opaque
Sequence No	: 0x80000001	Checksum	: 0xfale
Age	: 288	Length	: 44
Options	: E		
Advertisement	: Extended Prefix		
TLV Extended prefix (1) Len 20 :			

```
rtType=3 pfxLen=32 AF=0 pfx=1.0.33.3
  Flags=Node (0x40)
Sub-TLV Prefix SID (2) len 8 :
  Flags=noPHP (0x40)
  MT-ID=0 Algorithm=0 SID/Index/Label=0
-----
Opaque LSA
-----
Area Id      : 0.0.0.0          Adv Router Id  : 10.20.1.6
Link State Id : 7.16.0.10        LSA Type       : Area Opaque
Sequence No   : 0x80000001      Checksum       : 0x40d4
Age          : 288              Length         : 44
Options       : E
Advertisement : Extended Prefix
  TLV Extended prefix (1) Len 20 :
    rtType=3 pfxLen=32 AF=0 pfx=10.20.1.3
      Flags=Node (0x40)
    Sub-TLV Prefix SID (2) len 8 :
      Flags=noPHP (0x40)
      MT-ID=0 Algorithm=0 SID/Index/Label=6
-----
Opaque LSA
-----
Area Id      : 0.0.0.0          Adv Router Id  : 10.20.1.6
Link State Id : 7.16.0.11        LSA Type       : Area Opaque
Sequence No   : 0x80000001      Checksum       : 0xcb52
Age          : 288              Length         : 44
Options       : E
Advertisement : Extended Prefix
  TLV Extended prefix (1) Len 20 :
    rtType=3 pfxLen=32 AF=0 pfx=1.0.22.2
      Flags=Node (0x40)
    Sub-TLV Prefix SID (2) len 8 :
      Flags=noPHP (0x40)
      MT-ID=0 Algorithm=0 SID/Index/Label=5
-----
Opaque LSA
-----
Area Id      : 0.0.0.0          Adv Router Id  : 10.20.1.6
Link State Id : 7.16.0.12        LSA Type       : Area Opaque
Sequence No   : 0x80000001      Checksum       : 0x7898
Age          : 288              Length         : 44
Options       : E
Advertisement : Extended Prefix
  TLV Extended prefix (1) Len 20 :
    rtType=3 pfxLen=32 AF=0 pfx=10.20.1.1
      Flags=Node (0x40)
    Sub-TLV Prefix SID (2) len 8 :
      Flags=noPHP (0x40)
      MT-ID=0 Algorithm=0 SID/Index/Label=10
-----
Opaque LSA
-----
Area Id      : 0.0.0.0          Adv Router Id  : 10.20.1.6
Link State Id : 7.16.0.13        LSA Type       : Area Opaque
Sequence No   : 0x80000001      Checksum       : 0xff29
Age          : 288              Length         : 44
Options       : E
Advertisement : Extended Prefix
  TLV Extended prefix (1) Len 20 :
    rtType=3 pfxLen=32 AF=0 pfx=1.0.11.1
      Flags=Node (0x40)
    Sub-TLV Prefix SID (2) len 8 :
      Flags=noPHP (0x40)
```

```

-----
MT-ID=0 Algorithm=0 SID/Index/Label=4
-----
Opaque LSA
-----
Area Id       : 0.0.0.0           Adv Router Id   : 10.20.1.6
Link State Id  : 8.0.0.2           LSA Type        : Area Opaque
Sequence No    : 0x80000002        Checksum         : 0x3098
Age            : 289                Length          : 48
Options        : E
Advertisement   : Extended Link
  TLV Extended link (1) Len 24 :
    link Type=P2P (1) Id=10.20.1.2 Data=1.0.26.6
  Sub-TLV Adj-SID (2) len 7 :
    Flags=Backup Value Local (0xe0)
    MT-ID=0 Weight=0 SID/Index/Label=262143
-----
Opaque LSA
-----
Area Id       : 0.0.0.0           Adv Router Id   : 10.20.1.6
Link State Id  : 8.0.0.4           LSA Type        : Area Opaque
Sequence No    : 0x80000002        Checksum         : 0xc9b
Age            : 289                Length          : 48
Options        : E
Advertisement   : Extended Link
  TLV Extended link (1) Len 24 :
    link Type=P2P (1) Id=10.20.1.5 Data=1.0.56.6
  Sub-TLV Adj-SID (2) len 7 :
    Flags=Backup Value Local (0xe0)
    MT-ID=0 Weight=0 SID/Index/Label=262141
-----
Opaque LSA
-----
Area Id       : 0.0.0.1           Adv Router Id   : 10.20.1.6
Link State Id  : 4.0.0.0           LSA Type        : Area Opaque
Sequence No    : 0x80000002        Checksum         : 0x590e
Age            : 290                Length          : 52
Options        : E
Advertisement   : Router Info
  Capabilities (1) Len 4 :
    0x14
  SR algorithm (8) Len 2 :
    0x0 0x2
  SR label range (9) Len 12 :
    Range-size=1000
    Sub-TLV SID/label(1) len 3 :
      label=70000
-----
Opaque LSA
-----
Area Id       : 0.0.0.1           Adv Router Id   : 10.20.1.6
Link State Id  : 7.0.0.6           LSA Type        : Area Opaque
Sequence No    : 0x80000001        Checksum         : 0xf214
Age            : 295                Length          : 44
Options        : E
Advertisement   : Extended Prefix
  TLV Extended prefix (1) Len 20 :
    rtType=1 pfxLen=32 AF=0 pfx=1.0.66.6
    Flags=Node (0x40)
  Sub-TLV Prefix SID (2) len 8 :
    Flags=noPHP (0x40)
    MT-ID=0 Algorithm=0 SID/Index/Label=3
-----
Opaque LSA
-----

```

```

Area Id       : 0.0.0.1           Adv Router Id  : 10.20.1.6
Link State Id : 7.16.0.1           LSA Type      : Area Opaque
Sequence No   : 0x80000001        Checksum      : 0x7cc6
Age           : 290                Length       : 44
Options       : E
Advertisement  : Extended Prefix
  TLV Extended prefix (1) Len 20 :
    rtType=1 pfxLen=32 AF=0 pfx=1.0.22.2
    Flags=Node (0x40)
  Sub-TLV Prefix SID (2) len 8 :
    Flags=noPHP Backup (0x42)
    MT-ID=0 Algorithm=2 SID/Index/Label=996
  
```

 Opaque LSA

```

Area Id       : 0.0.0.1           Adv Router Id  : 10.20.1.6
Link State Id : 7.16.0.3           LSA Type      : Area Opaque
Sequence No   : 0x80000001        Checksum      : 0x491
Age           : 296                Length       : 44
Options       : E
Advertisement  : Extended Prefix
  TLV Extended prefix (1) Len 20 :
    rtType=3 pfxLen=32 AF=0 pfx=10.20.1.6
    Flags=Att Node (0xc0)
  Sub-TLV Prefix SID (2) len 8 :
    Flags=noPHP (0x40)
    MT-ID=0 Algorithm=0 SID/Index/Label=9
  
```

 Opaque LSA

```

Area Id       : 0.0.0.1           Adv Router Id  : 10.20.1.6
Link State Id : 7.16.0.4           LSA Type      : Area Opaque
Sequence No   : 0x80000001        Checksum      : 0x9c67
Age           : 291                Length       : 44
Options       : E
Advertisement  : Extended Prefix
  TLV Extended prefix (1) Len 20 :
    rtType=3 pfxLen=32 AF=0 pfx=1.0.55.5
    Flags=Node (0x40)
  Sub-TLV Prefix SID (2) len 8 :
    Flags=noPHP (0x40)
    MT-ID=0 Algorithm=0 SID/Index/Label=2
  
```

 Opaque LSA

```

Area Id       : 0.0.0.1           Adv Router Id  : 10.20.1.6
Link State Id : 7.16.0.5           LSA Type      : Area Opaque
Sequence No   : 0x80000001        Checksum      : 0xc253
Age           : 291                Length       : 44
Options       : E
Advertisement  : Extended Prefix
  TLV Extended prefix (1) Len 20 :
    rtType=3 pfxLen=32 AF=0 pfx=10.20.1.5
    Flags=Node (0x40)
  Sub-TLV Prefix SID (2) len 8 :
    Flags=noPHP (0x40)
    MT-ID=0 Algorithm=0 SID/Index/Label=8
  
```

 Opaque LSA

```

Area Id       : 0.0.0.1           Adv Router Id  : 10.20.1.6
Link State Id : 7.16.0.6           LSA Type      : Area Opaque
Sequence No   : 0x80000001        Checksum      : 0xd03e
Age           : 291                Length       : 44
  
```



```

Options      : E
Advertisement : Extended Prefix
  TLV Extended prefix (1) Len 20 :
    rtType=3 pfxLen=32 AF=0 pfx=1.0.44.4
    Flags=Node (0x40)
  Sub-TLV Prefix SID (2) len 8 :
    Flags=noPHP (0x40)
    MT-ID=0 Algorithm=0 SID/Index/Label=1
-----
Opaque LSA
-----
Area Id      : 0.0.0.1          Adv Router Id   : 10.20.1.6
Link State Id : 7.16.0.7         LSA Type        : Area Opaque
Sequence No   : 0x80000001      Checksum         : 0x868f
Age           : 291             Length           : 44
Options       : E
Advertisement : Extended Prefix
  TLV Extended prefix (1) Len 20 :
    rtType=3 pfxLen=32 AF=0 pfx=10.20.1.4
    Flags=Node (0x40)
  Sub-TLV Prefix SID (2) len 8 :
    Flags=noPHP (0x40)
    MT-ID=0 Algorithm=0 SID/Index/Label=7
-----
Opaque LSA
-----
Area Id      : 0.0.0.1          Adv Router Id   : 10.20.1.6
Link State Id : 7.16.0.8         LSA Type        : Area Opaque
Sequence No   : 0x80000001      Checksum         : 0xc84a
Age           : 291             Length           : 44
Options       : E
Advertisement : Extended Prefix
  TLV Extended prefix (1) Len 20 :
    rtType=3 pfxLen=32 AF=0 pfx=10.20.1.2
    Flags=Node (0x40)
  Sub-TLV Prefix SID (2) len 8 :
    Flags=noPHP (0x40)
    MT-ID=0 Algorithm=0 SID/Index/Label=11
-----
Opaque LSA
-----
Area Id      : 0.0.0.1          Adv Router Id   : 10.20.1.6
Link State Id : 8.0.0.3         LSA Type        : Area Opaque
Sequence No   : 0x80000002      Checksum         : 0xc1fb
Age           : 292             Length           : 48
Options       : E
Advertisement : Extended Link
  TLV Extended link (1) Len 24 :
    link Type=P2P (1) Id=10.20.1.3 Data=1.0.36.6
  Sub-TLV Adj-SID (2) len 7 :
    Flags=Backup Value Local (0xe0)
    MT-ID=0 Weight=0 SID/Index/Label=262142
-----
Opaque LSA
-----
Area Id      : 0.0.0.1          Adv Router Id   : 10.20.1.6
Link State Id : 8.0.0.5         LSA Type        : Area Opaque
Sequence No   : 0x80000001      Checksum         : 0xbc0d
Age           : 298             Length           : 48
Options       : E
Advertisement : Extended Link
  TLV Extended link (1) Len 24 :
    link Type=P2P (1) Id=10.20.1.2 Data=1.0.26.6
  Sub-TLV Adj-SID (2) len 7 :
  
```

```
Flags=Backup Value Local (0xe0)
MT-ID=0 Weight=0 SID/Index/Label=262140
=====
*A:Dut - F#
```

18.11 open-flow

open-flow

Syntax

open-flow

Context

[Tree] (show open-flow)

Full Context

show open-flow

Description

Displays OpenFlow switch hybrid information.

Platforms

All

open-flow

Syntax

open-flow of-switch *ofs-name* **controller** *ip-address:port* [**channel** *channel-id*] **statistics**

open-flow of-switch *ofs-name* **controller** *ip-address:port* [**vpn** *service-id* **ofc-loopback** *ip-address*]
statistics

Context

[Tree] (clear open-flow)

Full Context

clear open-flow

Description

This command clears the OpenFlow statistics.

Parameters

ofs-name

Specifies the name of the OFS instance, up to 32 characters.

ip-address:port

Specifies the IP address and TCP port for the OpenFlow channel to the controller.

Values		
ipv4-address:	a.b.c.d:port	
ipv6-address:	[x:x:x:x:x:x]:port (eight 16-bit pieces)	
	x:x:x:x:x.d.d.d	
	x:	[0 to FFFF]H
	d:	[0 to 255]D
	port	1 to 65535

channel-id

Specifies the channel ID.

Values	1 to 65535
---------------	------------

service-id

Specifies the service ID.

Values	1 to 2147483647
---------------	-----------------

ip-address

Specifies the IP address for the OpenFlow channel to the controller.

Values		
ipv4-address:	a.b.c.d	
ipv6-address:	x:x:x:x:x:x (eight 16-bit pieces)	
	x:x:x:x:x.d.d.d	
	x:	[0 to FFFF]H
	d:	[0 to 255]D

Platforms

All

open-flow

Syntax

open-flow

Context

[Tree] (tools>dump open-flow)

Full Context

tools dump open-flow

Description

This command enables dumping of the OpenFlow information.

Platforms

All

18.12 oper-group

oper-group

Syntax

oper-group [*group-name*]

oper-group [*group-name*] **detail**

oper-group [*group-name*] **members** [**sap**] [**sdp**] [**site**] [**bgp-evpn**]

oper-group [*group-name*] **monitoring** [**sap**] [**sdp**] [**site**] [**mvrp**]

Context

[Tree] (show>service oper-group)

Full Context

show service oper-group

Description

This command displays oper-group information, member count, monitor-client count, and status in a single line for each of the configured oper-groups.

Parameters

group-name

Displays oper-group information.

detail

Displays detailed information for each of the configured oper-groups.

members

Displays the members of the specified oper-group, or all oper-groups. A filter can be applied on the output to display only required member type, by specifying an optional parameter.

Values sap, sdp, site, bgp-evpn

monitoring

displays the clients that are monitoring the specified oper-group, or all oper-groups. A filter can be applied on the output to display only required client type, by specifying an optional parameter.

Values sap, sdp, site, mvrp

Platforms

All

Output

The following displays server oper group information. [Table 337: oper-group detail Field Descriptions](#) describes the output fields.

Sample Output

```
*A:Dut-B# show service oper-group
=====
Service Oper Group Information
=====
Name                Oper  Creation Hold   Hold  Members Monitor
                  Status Origin UpTime DnTime
                  (secs) (secs)
-----
og-test             up    manual   4     0     4     4
-----
Entries found: 1
=====
*A:Dut-B#

*A:Dut-B# show service oper-group detail
=====
Service Oper Group Information
=====
Oper Group          : og-test
Creation Origin     : manual           Oper Status       : up
Hold DownTime      : 0 secs          Hold UpTime       : 4 secs
Members            : 4                Monitoring        : 4
=====
Member SDP-Binds for OperGroup: og-test
=====
SdpId              SvcId   Type IP address   Adm   Opr
-----
201:1              1       Spok 10.20.1.1  Up    Up
201:2              1       Spok 10.20.1.1  Up    Up
-----
SDP Entries found: 4
=====
Monitoring SDP-Binds for OperGroup: og-test
=====
```

```

SdpId          SvcId      Type IP address      Adm   Opr
-----
205:1          1          Spok 10.20.1.5      Up    Up
205:2          1          Spok 10.20.1.5      Up    Up
-----
SDP Entries found: 4
=====
  
```

```
A:admin@PE-2# show service oper-group "llf-1" detail
```

```
=====
Service Oper Group Information
=====
```

```

Oper Group      : llf-1
Creation Origin  : manual                Oper Status: down
Hold DownTime   : 0 secs              Hold UpTime: 4 secs
Members         : 1                  Monitoring  : 1
=====
  
```

```
=====
Member BGP-EVPN for OperGroup: llf-1
=====
```

```

SvcId:Instance (Type)      Status
-----
500:1 (mpls)                Inactive
=====
  
```

```
BGP-EVPN Entries found: 1
=====
```

```
=====
Monitoring LAG for OperGroup: llf-1
=====
```

```

Lag-Id      Adm   Opr   Weighted Threshold Up-Count Act/Stdby
-----
1           up    down  No          0          0        N/A
=====
  
```

```
LAG Entries found: 1
=====
```

```
*A:ALA-12>config# show service oper-group "test" monitoring
```

```
=====
Monitoring Ports for OperGroup: test
=====
```

```

PortId          Admin-state Oper-state
-----
1/1/1           down       down
=====
  
```

```
Port Entries found: 1
=====
```

Table 337: oper-group detail Field Descriptions

Label	Description
PortId	The port ID being monitored.
Adm Admin-state	Displays the administrative state.

Label	Description
Opr Oper-state	Displays the operational state.
Oper Group	The name of the operational group being monitored.
Creation Origin	Displays how the operational group was created.
Oper Status	Displays the operational status.
Hold Downtime	Displays the time, in seconds, that the system waits before declaring the status as "down".
Hold UpTime	Displays the time, in seconds, that the system waits before declaring the status as "up".
Members	Displays the number of members.
Monitoring	Displays the number of objects monitoring the operational group.
Sdpld	Displays the SDP ID.
Svcld	Displays the SVC ID.
Type	Displays the type of SDP binding.
IP address	Displays the IP address
Svcld:Instance	Displays the SVC ID and EVPN instance number.
(Type)	Displays the instance type.
Status	Displays the status of the EVPN instance.
Lag-Id	Displays the monitoring LAG ID.
Weighted	Displays whether or not the LAG is weighted.
Threshold	Displays the threshold number.
Up-Count	Displays the up-count number.
Act/Stdby	Displays whether the LAG is active or standby.

18.13 optimal-route-reflection

optimal-route-reflection

Syntax

optimal-route-reflection

Context

[\[Tree\]](#) (show>router>bgp optimal-route-reflection)

Full Context

show router bgp optimal-route-reflection

Description

Commands in this context display optimal route reflection (ORR) information.

Platforms

All

18.14 origin-validation

origin-validation

Syntax

origin-validation

Context

[\[Tree\]](#) (show>router origin-validation)

Full Context

show router origin-validation

Description

Commands in this context display origin validation information.

Platforms

All

origin-validation

Syntax

origin-validation rpki-session *ip-address*

Context

[\[Tree\]](#) (clear>router origin-validation)

Full Context

clear router origin-validation

Description

This command creates the context to clear and reset origin validation entities.

Parameters

ip-address

Clears the origin validation entities associated with the specified IP address.

Values			
ipv4-address:	a.b.c.d		
ipv6-address:	x:x:x:x:x:x:x		[-interface]
	x:x:x:x:x:d.d.d.d		[-interface]
	x:		[0 to FFFF]H
	d:		[0 to 255]D
	interface		up to 32 characters, mandatory for link local addresses

Platforms

All

18.15 ospf

ospf

Syntax

ospf [instance *ospf-instance*] [area *area-id*]

Context

[\[Tree\]](#) (tools>dump>router>te-database ospf)

Full Context

tools dump router te-database ospf

Description

Commands in this context dump the OSPF traffic engineering database.

Parameters

ospf-instance

Specifies the OSPF instance.

Values 0 to 31

area-id

Specifies the OSPF area ID.

Values ip-address, 0 to 4294967295

Platforms

All

Output

The following outputs are examples of OSPF traffic engineering database information.

Sample Output

```
*A:Dut-C# tools dump router te-database ospf
=====
Rtr: 10.10.10.3      Addr: 10.10.10.3      OSPF/0/0.0.0.0
Rtr: 10.10.10.4      Addr: 0.0.0.0         OSPF/0/0.0.0.0
AdvRtr: 10.10.10.3   Nghb: 10.10.10.4     OSPF/0/0.0.0.0
  LocIp/Id 100.100.101.2 /0                               Status: OK
AdvRtr: 10.10.10.4   Nghb: 10.10.10.3     OSPF/0/0.0.0.0
  LocIp/Id 100.100.101.1 /0                               Status: OK
=====

*A:Dut-C# tools dump router te-database detail ospf
=====
Rtr: 10.10.10.3      Addr: 10.10.10.3      OSPF/0/0.0.0.0
Rtr: 10.10.10.4      Addr: 0.0.0.0         OSPF/0/0.0.0.0
-----
AdvRtr: 10.10.10.3   Nghb: 10.10.10.4     OSPF/0/0.0.0.0
  Local Addr: 100.100.101.2   Local Id: 0   If Index: 3
  Remote Addr: 0.0.0.0       Remote Id: 0   Link Type: p2p
                               status:      OK
  IGP Metric: 100
-----
AdvRtr: 10.10.10.4   Nghb: 10.10.10.3     OSPF/0/0.0.0.0
  Local Addr: 100.100.101.1   Local Id: 0   If Index: 0
  Remote Addr: 0.0.0.0       Remote Id: 0   Link Type: p2p
                               status:      OK
  IGP Metric: 100
=====
*A:Dut-C#
```

ospf

Syntax

ospf [*ospf-instance* | **all**]

Context

[\[Tree\]](#) (show>router ospf)

Full Context

show router ospf

Description

Commands in this context display OSPF information.

Parameters

ospf-instance

Shows the specified OSPF instance.

Values 0 to 31

all

Shows all configured OSPF instances.

Platforms

All

ospf

Syntax

ospf [*ospf-instance*]

Context

[\[Tree\]](#) (clear>router ospf)

Full Context

clear router ospf

Description

This command clears and resets OSPF protocol entities.

Parameters

ospf-instance

Clears the specified OSPF instance.

Values 0 to 31

Platforms

All

ospf

Syntax

ospf

Context

[\[Tree\]](#) (show ospf)

Full Context

show ospf

Description

This command displays OSPFv2 related information for all instances.

Platforms

All

ospf

Syntax

ospf

Context

[\[Tree\]](#) (tools>dump>router ospf)

Full Context

tools dump router ospf

Description

This command enters the context to dump OSPFv2 related information.

Platforms

All

ospf

Syntax

ospf

Context

[\[Tree\]](#) (tools>perform>router ospf)

Full Context

tools perform router ospf

Description

Commands in this context perform OSPFv2 tasks.

Platforms

All

ospf

Syntax

ospf [*ospf-instance*]

Context

[\[Tree\]](#) (monitor>router ospf)

Full Context

monitor router ospf

Description

Commands in this context configure monitor commands for the OSPF instance.

Parameters

ospf-instance

Specifies the OSPF instance.

Values 0 to 31

Platforms

All

18.16 ospf3

ospf3

Syntax

```
ospf3 [instance ospf-instance] [ area area-id]
```

Context

[\[Tree\]](#) (tools>dump>router>te-database ospf3)

Full Context

```
tools dump router te-database ospf3
```

Description

Commands in this context dump the OSPF3 traffic engineering database.

Parameters

ospf-instance

Specifies the OSPF3 instance.

Values 0 to 31 (ipv6-unicast address-family), 64 to 95 (ipv6-unicast address-family)

area-id

Specifies the OSPF3 area ID.

Values ip-address, 0 to 4294967295

Platforms

All

Output

The following outputs are examples of OSPF3 traffic engineering database information.

Sample Output

```
*A:Dut-C# tools dump router te-database ospf3
=====
Rtr: 10.10.10.5      Addr: 0.0.0.0          RTR V6 EXP OSPFv3/0/0.0.0.0
Rtr: 255.0.0.0      Addr: 0.0.0.0          RTR V6 EXP OSPFv3/0/0.0.0.0
AdvRtr: 10.10.10.5  Nghb: 0.0.0.4:10.10.10.5  EXP OSPFv3/0/0.0.0.0
  LocIp/Id 0.0.0.0    /4                      Status: NO-RTRID
AdvRtr: 255.0.0.0  Nghb: 0.0.0.4:10.10.10.5  EXP OSPFv3/0/0.0.0.0
  LocIp/Id 0.0.0.0    /2                      Status: NO-RTRID
Net: 0.0.0.4:10.10.10.5  RTR V6                  EXP OSPFv3/0/0.0.0.0
  AttRtr: 10.10.10.5  EXP OSPFv3/0/0.0.0.0
  AttRtr: 255.0.0.0  EXP OSPFv3/0/0.0.0.0
=====
*A:Dut-C#
```

```
*A:Dut-C# tools dump router te-database detail ospf3
=====
Rtr: 10.10.10.5      Addr: 0.0.0.0          RTR V6 EXP OSPFv3/0/0.0.0.0
    Pfx: 2001:db8::3/128      INTRA-AREA Metric: 0      EXP
    Pfx: 2001:db8:1::/64      INTRA-AREA Metric: 0      EXP
Rtr: 255.0.0.0      Addr: 0.0.0.0          RTR V6 EXP OSPFv3/0/0.0.0.0
    Pfx: 2001:db8::5/128      INTRA-AREA Metric: 0      EXP
-----
AdvRtr: 10.10.10.5  Nghb: 0.0.0.4:10.10.10.5  EXP OSPFv3/0/0.0.0.0
    Local Addr: 0.0.0.0      Local Id: 4   If Index: 4
    Remote Addr: 0.0.0.0     Remote Id: 4   Link Type: TRANS
                                status: NO-RTRID
    IGP Metric: 100
-----
AdvRtr: 255.0.0.0  Nghb: 0.0.0.4:10.10.10.5  EXP OSPFv3/0/0.0.0.0
    Local Addr: 0.0.0.0      Local Id: 2   If Index: 0
    Remote Addr: 0.0.0.0     Remote Id: 4   Link Type: TRANS
                                status: NO-RTRID
    IGP Metric: 100
-----
Net: 0.0.0.4:10.10.10.5      RTR V6          EXP OSPFv3/0/0.0.0.0
    AttRtr: 10.10.10.5      EXP OSPFv3/0/0.0.0.0
    AttRtr: 255.0.0.0       EXP OSPFv3/0/0.0.0.0
=====
*A:Dut-C#
```

ospf3

Syntax

ospf3 [*ospf-instance*]

Context

[Tree] (tools>perform>router ospf3)

Full Context

tools perform router ospf3

Description

Commands in this context perform OSPF3 tasks.

Parameters

ospf-instance

Shows the specified OSPF3 instance.

Values 0 to 31 | 64 to 95
 0 to 31 — IPv6-unicast address-family
 64 to 95— IPv4-unicast address-family

Platforms

All

ospf3

Syntax

ospf3 [*ospf-instance* | **all**]

Context

[\[Tree\]](#) (show>router ospf3)

Full Context

show router ospf3

Description

Commands in this context display OSPF3 information.

Parameters

ospf-instance

Shows the specified OSPF3 instance.

Values 0 to 31 | 64 to 95
0 to 31 — IPv6-unicast address-family
64 to 95— IPv4-unicast address-family

all

Shows all configured OSPF3 instances.

Platforms

All

ospf3

Syntax

ospf3 [*ospf-instance*]

Context

[\[Tree\]](#) (clear>router ospf3)

Full Context

clear router ospf3

Description

This command clears and resets OSPF3 protocol entities.

Parameters

ospf-instance

Clears the specified OSPF3 instance.

Values 0 to 31 | 64 to 95
0 to 31 — IPv6-unicast address-family
64 to 95 — IPv4-unicast address-family

Platforms

All

ospf3

Syntax

ospf3

Context

[\[Tree\]](#) (show ospf3)

Full Context

show ospf3

Description

This command displays OSPFv3 related information for all instances.

Platforms

All

ospf3

Syntax

ospf3

Context

[\[Tree\]](#) (tools>dump>router ospf3)

Full Context

tools dump router ospf3

Description

Commands in this context dump OSPFv3 related information.

Platforms

All

ospf3

Syntax

ospf [*ospf-instance*]

Context

[\[Tree\]](#) (monitor>router ospf3)

Full Context

monitor router ospf3

Description

Commands in this context configure monitor commands for the OSPF3 instance.

Parameters

ospf-instance

Specifies the OSPF3 instance.

Values

<i>ospf-instance</i>	0 to 31, 64 to 95	
	0 to 31	ipv6-unicast address-family
	64 to 95	ipv4-unicast address-family

Platforms

All

18.17 overload

overload

Syntax

overload

overload card *slot-number* **fp** *fp-number*
overload card *slot-number* **fp** *fp-number* **cpm-ip**
overload card *slot-number* **fp** *fp-number* **cpm-ipv6**
overload card *slot-number* **fp** *fp-number* **cpm-mac**
overload card *slot-number* **fp** *fp-number* **ip** *ip-filter-id* **direction** *direction*
overload card *slot-number* **fp** *fp-number* **ipv6** *ipv6-filter-id* **direction** *direction*
overload card *slot-number* **fp** *fp-number* **mac** *mac-filter-id* **direction** *direction*

Context

[\[Tree\]](#) (tools>dump>filter overload)

Full Context

tools dump filter overload

Description

This command, when used without parameters, allows the operator to identify filter memory banks with one or more policies in overload in the system by slot number, FP number, direction (ingress or egress), and type (IP-MAC or IPv6).

The command, when used with only the **card** and **fp** parameters, lists the filter policy ID as well as the number of entries in overload on a specified FP when the optional parameters *slot-number* and *fp-number* are specified.

This command, when used with the **ip**, **ipv6**, or **mac** parameters in conjunction with the **direction** parameter, displays the entries not programmed for a specified filter policy due to an overload condition.

This command, when used with the **cpm-ip**, **cpm-ipv6**, or **cpm-mac** parameters, displays the entries not programmed for a specified CPM filter policy. This command is available on applicable platforms only. Refer to the *7450 ESS, 7750 SR, 7950 XRS, and VSR System Management Guide, CPM Filters and Traffic Management* section for more details.

Parameters

slot-number

Specifies the IOM slot number or CPM for the overload command.

Values 1 to 10

Values A (when used with **cpm-ip**, **cpm-ipv6**, or **cpm-mac** parameters)

fp-number

Specifies the FP number.

Values 1 to 8

ip-filter-id

Specifies the IP filter policy ID or name for which to display information.

Values 1 to 65535 (Specifies the policy ID)

name (Specifies a string of up to 64 characters uniquely identifying this filter policy name)

direction

Specifies the direction.

Values ingress or egress

ipv6-filter-id

Specifies the IPv6 filter policy ID or name for which to display information.

Values 1 to 65535 (Specifies the policy ID)

name (Specifies a string of up to 64 characters uniquely identifying this filter policy name)

mac-filter-id

Specifies the MAC filter ID policy for which to display information. Values can be expressed in different formats and refer to static or dynamic filters. The following values only shows decimal integer format.

Values 1 to 65535

filter-name (Specifies a string of up to 64 characters uniquely identifying this filter policy name)

Platforms

All

Output

The following output is an example of filter overload status.

Sample Output

```
*A:Dut# tools dump filter overload
=====
Filter Overload Status
=====
Slot FP  Dir  Type
-----
1    1  Ing  ip-mac
1    1  Egr  ipv6
=====
```

Sample overload output with **card** and **fp** parameters only:

```
A:Dut# tools dump filter overload card 1 fp 1
=====
Filter Overload Status
=====
Slot FP  Dir  Type                Filter  #Entries
-----
1    1  Ing  ip                   5       1
1    1  Egr  ipv6                 40008   10
=====
```

Sample overload output with **card**, **fp**, **{cpm-ip, cpm-ipv6}**, or **cpm-mac** parameters only:

```
*A:Dut# tools dump filter overload card "a" fp 1 cpm-ipv6
=====
Filter Overload Status
=====
Slot FP  Dir  Type                Filter      Entry
-----
A     1     Dir  cpm-ipv6            168
=====
```

Sample overload output with **card**, **fp**, **{ip, ipv6}**, or **mac** and **direction** parameters only:

```
*A:Dut# tools dump filter overload card 1 fp 1 ip 9 direction ingress
=====
Filter Overload Status
=====
Slot FP  Dir  Type                Filter      Entry
-----
1     1  Ing  ip                  9          100
=====
```

overload

Syntax

overload {rtm | fib | prefix-limit}

Context

[\[Tree\]](#) (clear>router>isis overload)

Full Context

clear router isis overload

Description

This command clears the IS-IS overload.

Parameters

rtm

Clears the overload because IS-IS reached the configured maximum route limit set with **maximum-routes** or **maximum-ipv6-routes** in a VPRN.

fib

Clears the overload because adding routes to the hardware FIB failed.

prefix-limit

Clears the overload when IS-IS has reached the configured maximum prefix limit set with the **prefix-limit** command.

Platforms

All

overload

Syntax

overload {**rtm** | **fib** | **rtr-adv-lsa-limit**}

Context

[\[Tree\]](#) (clear>router>ospf overload)

[\[Tree\]](#) (clear>router>ospf3 overload)

Full Context

clear router ospf overload

clear router ospf3 overload

Description

This command clears the OSPF or OSPF3 overload.

Parameters

rtm

Clears the overload because OSPF or OSPF3 reached the configured maximum route limit set with **maximum-routes** or **maximum-ipv6-routes** in a VPRN.

fib

Clears the overload because adding routes to the hardware FIB failed.

rtr-adv-lsa-limit

Clears the overload because OSPF or OSPF3 exceeded the configured maximum limit on LSAs advertised by another router, which was set with **rtr-adv-lsa-limit**.

Platforms

All

19 p Commands

19.1 p2mp

p2mp

Syntax

```

p2mp p2mp-id identifier root ip-address [ session ip-addr [label-space]] [summary | detail]
p2mp p2mp-id identifier root ip-address [ session ip-addr [label-space]] [summary | detail] inner-root ip-
address
p2mp p2mp-id identifier [rd rd] [ session ip-addr [label-space]] [family] [ summary | detail] [innermost-
root ip-address]
p2mp p2mp-id identifier root ip-address rd rd [session ip-addr [ label-space] [family] [summary | detail]
[innermost-root ip-address]
p2mp [session ip-addr [label-space]] [ family] [summary | detail] [opaque-type opaque-type]
p2mp source ip-address group mcast-address root ip-address [session ip-addr [ label-space]] [family]
[summary | detail] inner-root ip-address
p2mp source ip-address group mcast-address root ip-address [rd rd] [ session ip-addr [label-space]]
[summary | detail]
p2mp source ip-address group mcast-address [ session ip-addr [label-space]] [family] [ summary |
detail] [innermost-root ip-address]
p2mp stitching [p2mp-id identifier root ip-address [rd rd] [ inner-root ip-address]]
p2mp stitching source ip-address group mcast-address root ip-address inner-root ip-address
p2mp stitching p2mp-id identifier [rd rd] innermost-root ip-address
p2mp stitching source ip-address group mcast-address innermost-root ip-address

```

Context

[\[Tree\]](#) (show>router>ldp>bindings p2mp)

Full Context

```
show router ldp bindings p2mp
```

Description

This command displays LDP P2MP FEC bindings.

Parameters

detail

Displays detailed information.

family

Displays either IPv4 or IPv6 active LDP information.

group *mcast-address*

Displays the P2MP group multicast address bindings.

inner-root *ip-address*

Displays recursive FECs whose inner root address matches the specified address.

innermost-root *ip-address*

Displays recursive FECs whose inner root address matches the specified address and non-recursive FECs that have a root address that matches the specified address.

opaque-type *opaque-type*

Specifies the type of a Multi-Point Opaque Value Element.

Values generic, ssm, vpn-ssm, recursive-ssm, vpn-recursive, grt-recursive

p2mp-id *identifier*

Displays LDP active P2MP identifier bindings.

Values 0 to 4294967295

rd *rd*

Displays information for the route distinguisher.

Values *ip-addr:comm-val* | *2byte-asnumber:ext-comm-val* | *4byte-asnumber:comm-val*

root *ip-address*

Displays root IP address information.

session *ip-addr*[*label-space*]

Displays information for the LDP session IP address and label space.

source *ip-address*

Displays LDP active P2MP source bindings.

Values

ipv4-address	- a.b.c.d
ipv6-address	- x:x:x:x:x:x:x (eight 16-bit pieces)
	x:x:x:x:x:d.d.d.d
	x - [0 to FFFF]H
	d - [0 to 255]D

stitching

Displays stitching information for LDP P2MP FEC bindings.

summary

Displays information in a summarized format.

Platforms

All

Output

Sample Output

The following show output displays recursive FECs.

```
A:Dut-C# show router ldp bindings p2mp stitching
=====
LDP GRT Recursive with Generic IPv4 P2MP Bindings
=====
RootAddr
InnerRootAddr          P2MP-Id          Stitch
-----
10.20.1.3
10.20.1.5              8193             lowerFec

10.180.5.5
10.20.1.5              8193             primUpperFec

10.181.5.5
10.20.1.5              8193             bkpUpperFec

-----
10.20.1.3
10.20.1.6              8193             lowerFec

10.180.5.5
10.20.1.6              8193             primUpperFec

10.181.5.5
10.20.1.6              8193             bkpUpperFec

-----
10.180.5.3
10.20.1.1              8193             lowerFec

10.20.1.1
--                     8193             primUpperFec

-----
10.180.5.3
10.20.1.2              8193             lowerFec

10.20.1.2
--                     8193             primUpperFec

-----
No. of GRT Recursive with Generic IPv4 P2MP Bindings: 10
=====

A:Dut-C# show router ldp bindings active p2mp
=====
LDP Bindings (IPv4 LSR ID 10.20.1.3)
              (IPv6 LSR ID ::)
=====
Label Status:
  U - Label In Use, N - Label Not In Use, W - Label Withdrawn
  WP - Label Withdraw Pending, BU - Alternate For Fast Re-Route
  e - Label ELC
```

```

FEC Flags:
  LF - Lower FEC, UF - Upper FEC, BA - ASBR Backup FEC
=====
LDP Generic IPv4 P2MP Bindings (Active)
=====
P2MP-Id      Interface      IngLbl      EgrLbl
RootAddr     Op             EgrIf/LspId
EgrNH
-----
8193         73730         262134      --
10.20.1.1   Pop
--
8193         73730         262134      Stitched
10.20.1.1 (UF)  Swap
--
8193         73729         262135      --
10.20.1.2   Pop
--
8193         73729         262135      Stitched
10.20.1.2 (UF)  Swap
--
8193         73728         --          262137
10.20.1.3   Push
10.180.2.1  1/1/1:0
8193         73728         --          262137
10.20.1.3   Push
10.181.2.1  1/1/1:1
-----
No. of Generic IPv4 P2MP Active Bindings: 6
=====

LDP GRT Recursive with Generic IPv4 P2MP Bindings (Active)
=====
P2MP-Id      Interface      IngLbl      EgrLbl
RootAddr     Op             EgrIf/LspId
InnerRootAddr
EgrNH
-----
8193         Unknw         --          262135
10.20.1.3 (LF)  Push
10.20.1.5
10.180.2.1   1/1/1:0
8193         Unknw         --          262135
10.20.1.3 (LF)  Push
10.20.1.5
10.181.2.1   1/1/1:1
8193         Unknw         --          262136
10.20.1.3 (LF)  Push
10.20.1.6
10.180.2.1   1/1/1:0
8193         Unknw         --          262136
10.20.1.3 (LF)  Push
10.20.1.6
10.181.2.1   1/1/1:1
  
```

8193	Unknw		
10.180.5.3 (LF)	Push	--	262132
10.20.1.1			
10.180.5.5	2/1/1:0		
8193	Unknw		
10.180.5.3 (LF)	Push	--	262136
10.20.1.2			
10.180.5.5	2/1/1:0		
8193	Unknw		
10.180.5.3	Push	--	262131
10.20.1.3			
10.180.5.5	2/1/1:0		
8193	73731		
10.180.5.5	Pop	262126	--
10.20.1.5			
--	--		
8193	73731		
10.180.5.5 (UF)	Swap	262126	Stitched
10.20.1.5			
--	--		
8193	73732		
10.180.5.5	Pop	262124	--
10.20.1.6			
--	--		
8193	73732		
10.180.5.5 (UF)	Swap	262124	Stitched
10.20.1.6			
--	--		
8193	73731		
10.181.5.5 (BA)	Pop	262125	--
10.20.1.5			
--	--		
8193	73731		
10.181.5.5 (BA) (UF)	Swap	262125	Stitched
10.20.1.5			
--	--		
8193	73732		
10.181.5.5 (BA)	Pop	262123	--
10.20.1.6			
--	--		
8193	73732		
10.181.5.5 (BA) (UF)	Swap	262123	Stitched
10.20.1.6			
--	--		

 No. of GRT Recursive with Generic IPv4 P2MP Active Bindings: 15
 =====

p2mp

Syntax

```

p2mp p2mp-id identifier root ip-address [summary | detail] [egress-if port-id]
p2mp p2mp-id identifier root ip-address [summary | detail] [egress-lsp tunnel-id]
p2mp p2mp-id identifier root ip-address [summary | detail] [egress-nh ip-address]
p2mp [family] [summary | detail] [egress-if port-id] [opaque-type opaque-type]
p2mp [family] [summary | detail] [egress-lsp tunnel-id] [opaque-type opaque-type]
p2mp [family] [summary | detail] [egress-nh ip-address] [opaque-type opaque-type]
p2mp p2mp-id identifier root ip-address [rd rd] [summary | detail] [egress-if port-id] inner-root ip-
address
p2mp p2mp-id identifier root ip-address [rd rd] [summary | detail] [egress-lsp tunnel-id] inner-root ip-
address
p2mp p2mp-id identifier root ip-address [rd rd] [summary | detail] [egress-nh ip-address] inner-root ip-
address
p2mp source ip-address group mcast-address root ip-address [summary | detail] [egress-if port-id]
inner-root ip-address
p2mp source ip-address group mcast-address root ip-address [summary | detail] [egress-lsp tunnel-
id] inner-root ip-address
p2mp source ip-address group mcast-address root ip-address [rd rd] [summary | detail] [egress-if
port-id]
p2mp source ip-address group mcast-address root ip-address [rd rd] [summary | detail] [egress-lsp
tunnel-id]
p2mp source ip-address group mcast-address root ip-address [rd rd] [summary | detail] [egress-nh ip-
address]
p2mp p2mp-id identifier [rd rd] [family] [summary | detail] [innermost-root ip-address]
p2mp source ip-address group mcast-address [family] [summary | detail] [innermost-root ip-address]

```

Context

[\[Tree\]](#) (show>router>ldp>bindings>active p2mp)

Full Context

```
show router ldp bindings active p2mp
```

Description

This command displays LDP active P2MP bindings.

Parameters

identifier

Specifies the P2MP ID.

Values 0 to 4294967295

ip-address

Specifies the IPv4 or IPv6 address.

Values	ipv4-address:	a.b.c.d
	ipv6-address:	x:x:x:x:x:x:x (eight 16-bit pieces)
		x:x:x:x:x:d.d.d.d
		x: [0 to FFFF]H
		d: [0 to 255]D

mcast-address

Displays the P2MP group multicast address bindings.

Values	ipv4-mcast-addr, ipv6-mcast-addr
---------------	----------------------------------

rd

Displays information for the route distinguisher.

Values	<i>ip-addr:comm-val 2byte-asnumber:ext-comm-val 4byte-asnumber:comm-val</i>
---------------	---

family

Specifies the address family.

Values	ipv4, ipv6
---------------	------------

port-id

Specifies the port ID.

Values	<i>slot[/mda[/port]] or slot/mda/port [.channel]</i>	
	aps-id	aps-group-id [.channel]
	aps	keyword
	<i>group-id</i>	1 to 128
eth-sat-id	esat-id [/slot/[u]port]	
	esat	keyword
	<i>id</i>	1 to 20
	<i>u</i>	keyword for up-link port
tdm-sat-id	tsat-id [/slot/[u]port.channel]	
	tsat	keyword
	<i>id</i>	1 to 20
	u	keyword for up-link port

pxc-id	pxc-id.sub-port	
	pxc	keyword
	<i>id</i>	1 to 64
	<i>sub-port</i>	a to b

tunnel-id

Specifies the tunnel ID.

Values 0 to 4294967295

opaque-type

Specifies the multi-point opaque value element type.

Values generic, ssm, vpn-ssm, recursive-ssm, vpn-recursive, grt-recursive

Platforms

All

19.2 p2mp-candidate-path

p2mp-candidate-path

Syntax

p2mp-candidate-path [*path-name*] [**oper** { **up** | **down**}] [**in-use**]

Context

[Tree] (show>router>p2mp-sr-tree>p2mp-policy p2mp-candidate-path)

Full Context

show router p2mp-sr-tree p2mp-policy p2mp-candidate-path

Description

This command displays candidate path information.

Parameters

path-name

Specifies the candidate path name, up to 32 characters.

oper up

Displays the candidate paths with operational status up.

oper down

Displays the candidate paths with operational status down.

in-use

Displays candidate paths that are in use.

Platforms

All

19.3 p2mp-info

p2mp-info

Syntax

p2mp-info [**type** {**originate** | **transit** | **terminate**}] [**s2l-endpoint** *ip-address*]

Context

[Tree] (show>router>mpls p2mp-info)

Full Context

show router mpls p2mp-info

Description

This command displays P2MP cross-connect information.

Parameters

type

Specifies the P2MP type.

- Values**
- originate** — Displays the static LSPs that originate at this virtual router.
 - transit** — Displays the static LSPs that transit through this virtual router.
 - terminate** — Displays the static LSPs that terminate at this virtual router

Platforms

All

Output

The following output is an example of MPLS p2mp information.

Sample Output

```
*A:Dut-C# show router mpls p2mp-info
=====
```

```

MPLS P2MP Cross Connect Information
=====
-----
S2L ipmsi-4000-73729::path_ipmsi
-----
Source IP Address   : 10.20.1.1           Tunnel ID   : 61441
P2MP ID            : 4000                Lsp ID     : 29696
S2L Name           : ipmsi-4000-73729::pa* To       : 10.20.1.3
In Interface       : 1/1/1              In Label   : 262129
Num. of S2ls      : 1
-----
S2L ipmsi-65535-73730::path_ipmsi
-----
Source IP Address   : 10.20.1.1           Tunnel ID   : 61442
P2MP ID            : 65535                Lsp ID     : 30208
S2L Name           : ipmsi-65535-73730::p* To       : 10.20.1.3
In Interface       : 1/1/1              In Label   : 262128
Num. of S2ls      : 1
-----
S2L ipmsi-1001-73728::path_ipmsi
-----
Source IP Address   : 10.20.1.1           Tunnel ID   : 61440
P2MP ID            : 1001                 Lsp ID     : 35840
S2L Name           : ipmsi-1001-73728::pa* To       : 10.20.1.3
In Interface       : 1/1/1              In Label   : 262127
Num. of S2ls      : 1
-----
S2L ipmsi-1001-73732::path_ipmsi
-----
Source IP Address   : 10.20.1.2           Tunnel ID   : 64944
P2MP ID            : 1001                 Lsp ID     : 34816
S2L Name           : ipmsi-1001-73732::pa* To       : 10.20.1.3
In Interface       : 1/1/2              In Label   : 262114
Num. of S2ls      : 1
-----
S2L ipmsi-4000-73729::path_ipmsi
-----
Source IP Address   : 10.20.1.3           Tunnel ID   : 61441
P2MP ID            : 4000                Lsp ID     : 16384
S2L Name           : ipmsi-4000-73729::pa* To       : 10.20.1.1
Out Interface      : 1/1/1              Out Label  : 262131
Num. of S2ls      : 1
-----
S2L ipmsi-4000-73729::path_ipmsi
-----
Source IP Address   : 10.20.1.3           Tunnel ID   : 61441
P2MP ID            : 4000                Lsp ID     : 16384
S2L Name           : ipmsi-4000-73729::pa* To       : 10.20.1.4
Out Interface      : 2/1/1              Out Label  : 262121
Num. of S2ls      : 1
-----
S2L ipmsi-1001-73728::path_ipmsi
-----
Source IP Address   : 10.20.1.3           Tunnel ID   : 61440
P2MP ID            : 1001                 Lsp ID     : 22016
S2L Name           : ipmsi-1001-73728::pa* To       : 10.20.1.1
Out Interface      : 1/1/1              Out Label  : 262129
Num. of S2ls      : 1
-----
S2L ipmsi-1001-73728::path_ipmsi
-----
Source IP Address   : 10.20.1.3           Tunnel ID   : 61440
P2MP ID            : 1001                 Lsp ID     : 22016
S2L Name           : ipmsi-1001-73728::pa* To       : 10.20.1.2
  
```



```

Out Interface      : 1/1/2                Out Label      : 262115
Num. of S2ls      : 1
-----
S2L ipmsi-1001-73728::path_ipmsi
-----
Source IP Address  : 10.20.1.3            Tunnel ID      : 61440
P2MP ID           : 1001                 Lsp ID        : 22016
S2L Name          : ipmsi-1001-73728::pa* To          : 10.20.1.4
Out Interface     : 2/1/1                Out Label     : 262108
Num. of S2ls     : 2
-----
S2L ipmsi-1001-73728::path_ipmsi
-----
Source IP Address  : 10.20.1.3            Tunnel ID      : 61440
P2MP ID           : 1001                 Lsp ID        : 22016
S2L Name          : ipmsi-1001-73728::pa* To          : 10.20.1.5
Out Interface     : 2/1/1                Out Label     : 262108
Num. of S2ls     : 2
-----
S2L ipmsi-65535-73730::path_ipmsi
-----
Source IP Address  : 10.20.1.3            Tunnel ID      : 61442
P2MP ID           : 65535                Lsp ID        : 46592
S2L Name          : ipmsi-65535-73730::p* To          : 10.20.1.1
Out Interface     : 1/1/1                Out Label     : 262130
Num. of S2ls     : 1
-----
S2L ipmsi-65535-73730::path_ipmsi
-----
Source IP Address  : 10.20.1.3            Tunnel ID      : 61442
P2MP ID           : 65535                Lsp ID        : 46592
S2L Name          : ipmsi-65535-73730::p* To          : 10.20.1.4
Out Interface     : 2/1/1                Out Label     : 262109
Num. of S2ls     : 1
-----
P2MP Cross-connect instances : 12
  
```

19.4 p2mp-lsp

p2mp-lsp

Syntax

p2mp-lsp [*lsp-name*] [**detail**]

p2mp-lsp [*lsp-name*] **p2mp-instance** [*p2mp-instance-name*] [**mbb**]

p2mp-lsp [*lsp-name*] **p2mp-instance** [*p2mp-instance-name*] **s2l** [*s2l-name* [**to** *s2l-to-address*]] [**status** {**up** | **down**}] [**detail**]

p2mp-lsp [*lsp-name*] **p2mp-instance** [*p2mp-instance-name*] **s2l** [*s2l-name* [**to** *s2l-to-address*]] **mbb**

Context

[Tree] (show>router>mpls p2mp-lsp)

Full Context

show router mpls p2mp-lsp

Description

This command displays MPLS P2MP LSP information.

Parameters

lsp-name

Specifies the LSP name, up to 64 characters, used in the path.

p2mp-instance [*p2mp-instance-name*]

Specifies the administrative name for the P2MP instance which must be unique within a virtual router instance.

mbb

Specifies to display make-before-break (MBB) information.

s2l

Specifies the source-to-leaf (S2L) name.

to s2l-to-address

Indicates the IP address of the destination address of the S2L sub-LSP.

status

Displays the status of the p2mp LSP.

Values up — Displays the total time that this S2L has been operational.
 down — Displays the total time that this S2L has not been operational.

Platforms

All

Output

The following output is an example of MPLS p2mp LSP information.

Sample Output

```
*A:Dut-C# show router mpls p2mp-lsp
- p2mp-lsp [<lsp-name>] [detail]
- p2mp-lsp [<lsp-name>] p2mp-instance [<p2mp-instance-name>] [mbb]
- p2mp-lsp [<lsp-name>] p2mp-instance [<p2mp-instance-name>] s2l [<s2l-name>]
  [to <s2l-to-address>][status {up | down}] [detail]
- p2mp-lsp [<lsp-name>] p2mp-instance [<p2mp-instance-name>] s2l [<s2l-name>]
  [to <s2l-to-address>]] <mbb>
- p2mp-lsp using-template [lsp-template <template-name>] [detail]

<lsp-name>          : [64 chars max] - accepts * as wildcard char
<p2mp-instance>    : keyword
<p2mp-instance-name> : [max 32 chars]
<s2l>              : keyword
<s2l-name>         : [max 32 chars]
<up | down>       : keywords
<detail>          : keyword
<mbb>             : keyword
```

```

<s2l-to-address>      : [a.b.c.d]
<using-template>     : keyword
<lsp-template>       : [32 chars max]

*A:Dut-C# show router mpls p2mp-lsp
=====
MPLS P2MP LSPs (Originating)
=====
LSP Name                                     Adm   Opr
-----
ipmsi-1001-73728                             Up    Up
ipmsi-4000-73729                             Up    Up
ipmsi-65535-73730                           Up    Up
-----
LSPs : 3
=====
*A:Dut-C# show router mpls p2mp-lsp detail
=====
MPLS P2MP LSPs (Originating) (Detail)
=====
Type : Originating
-----
LSP Name      : ipmsi-1001-73728
LSP Type      : P2mpAutoLsp
From          : 10.20.1.3
Adm State     : Up
LSP Up Time   : 6d 21:08:37
Transitions   : 1
Retry Limit   : 0
Signaling     : RSVP
Hop Limit     : 255
Adaptive      : Enabled
FastReroute   : Enabled
FR Method     : Facility
FR Bandwidth  : 0 Mbps
FR Object     : Enabled
CSPF          : Enabled
Metric        : Disabled
Include Grps  :
None
Least Fill    : Disabled

LSP Tunnel ID : 61440
Oper State    : Up
LSP Down Time : 0d 00:00:00
Path Changes  : 1
Retry Timer   : 30 sec
Resv. Style   : SE
Negotiated MTU : n/a
ClassType     : 0
Oper FR       : Enabled
FR Hop Limit  : 16
FR Node Protect: Disabled
ADSPEC        : Disabled
Use TE metric : Disabled
Exclude Grps  :
None

Auto BW       : Disabled
LdpOverRsvp   : Disabled
IGP Shortcut  : Disabled
BGPTransTun  : Disabled
Oper Metric   : Disabled
Prop Adm Grp  : Disabled
P2MPInstance : 1001
S2L Cfg Cou* : 4
S2L-Name     : path_ipmsi
S2L-Name     : path_ipmsi
S2L-Name     : path_ipmsi
S2L-Name     : path_ipmsi
VprnAutoBind : Disabled
BGP Shortcut  : Disabled
CSPFFirstLoose : Disabled
P2MP-Inst-type : Primary
S2L Oper Count* : 4
To           : 10.20.1.1
To           : 10.20.1.2
To           : 10.20.1.4
To           : 10.20.1.5
-----
Type : Originating
-----
LSP Name      : ipmsi-4000-73729
LSP Type      : P2mpAutoLsp
From          : 10.20.1.3
Adm State     : Up
LSP Tunnel ID : 61441
Oper State    : Up
  
```

```

LSP Up Time : 6d 21:08:38
Transitions : 1
Retry Limit : 0
Signaling : RSVP
Hop Limit : 255
Adaptive : Enabled
FastReroute : Enabled
FR Method : Facility
FR Bandwidth: 0 Mbps
FR Object : Enabled
CSPF : Enabled
Metric : Disabled
Include Grps:
None
Least Fill : Disabled

LSP Down Time : 0d 00:00:00
Path Changes : 1
Retry Timer : 30 sec
Resv. Style : SE
Negotiated MTU : n/a
ClassType : 0
Oper FR : Enabled
FR Hop Limit : 16
FR Node Protect: Disabled

ADSPEC : Disabled
Use TE metric : Disabled
Exclude Grps :
None

Auto BW : Disabled
LdpOverRsvp : Disabled
IGP Shortcut: Disabled
BGPTransTun : Disabled
Oper Metric : Disabled
Prop Adm Grp: Disabled

VprnAutoBind : Disabled
BGP Shortcut : Disabled

CSPFFirstLoose : Disabled

P2MPInstance: 4000
S2L Cfg Cou*: 2
S2l-Name : path_ipmsi
S2l-Name : path_ipmsi

P2MP-Inst-type : Primary
S2L Oper Count*: 2
To : 10.20.1.1
To : 10.20.1.4
-----
Type : Originating
-----
LSP Name : ipmsi-65535-73730
LSP Type : P2mpAutoLsp
From : 10.20.1.3
LSP Tunnel ID : 61442
Adm State : Up
Oper State : Up
LSP Up Time : 6d 21:08:39
LSP Down Time : 0d 00:00:00
Transitions : 1
Path Changes : 1
Retry Limit : 0
Retry Timer : 30 sec
Signaling : RSVP
Resv. Style : SE
Hop Limit : 255
Negotiated MTU : n/a
Adaptive : Enabled
ClassType : 0
FastReroute : Enabled
Oper FR : Enabled
FR Method : Facility
FR Hop Limit : 16
FR Bandwidth: 0 Mbps
FR Node Protect: Disabled
FR Object : Enabled
ADSPEC : Disabled
CSPF : Enabled
Use TE metric : Disabled
Metric : Disabled
Exclude Grps :
Include Grps:
None
Least Fill : Disabled

VprnAutoBind : Disabled
BGP Shortcut : Disabled

CSPFFirstLoose : Disabled

P2MPInstance: 65535
S2L Cfg Cou*: 2
S2l-Name : path_ipmsi
S2l-Name : path_ipmsi

P2MP-Inst-type : Primary
S2L Oper Count*: 2
To : 10.20.1.1
To : 10.20.1.4
=====
* indicates that the corresponding row element may have been truncated.
*A:Dut-C#
  
```

```
*A:sim1>config>router>mpls>lsp$ show router mpls p2mp-lsp p2mp-instance s2l detail
```

```
=====
MPLS LSP S2L (Detail)
=====
```

```
Legend :
```

```

@ - Detour Available          # - Detour In Use
b - Bandwidth Protected      n - Node Protected
S - Strict                    L - Loose
s - Soft Preemption

```

```
-----
LSP 1 S2L 1
-----
```

```

LSP Name      : 1                      S2l LSP ID   : 26624
P2MP ID       : 0                      S2l Grp Id   : 0
Adm State     : Up                     Oper State   : Down
S2l State:    : Inactive                :
S2L Name      : 1                      To           : 10.20.1.3
S2l Admin     : Up                     S2l Oper     : Down
OutInterface  : n/a                    Out Label    : n/a
S2L Up Time   : 0d 00:00:00            S2L Dn Time  : 0d 00:00:01
RetryAttempt  : 0                      NextRetryIn  : 9 sec (Fast)
S2L Trans     : 8                      CSPF Queries : 4
Failure Code  : noError                 Failure Node  : n/a
ExplicitHops  :
  10.20.1.2(S)
Actual Hops   :
  No Hops Specified
ComputedHops  :
  No Hops Specified
LastResignal : n/a
=====

```

```
show router mpls p2mp-lsp p2mp-instance s2l detail
```

```
-----
LSP 2 S2L 2
-----
```

```

LSP Name      : 2                      S2l LSP ID   : 52230
P2MP ID       : 0                      S2l Grp Id   : 2
Adm State     : Up                     Oper State   : Up
S2l State:    : Active                :
S2L Name      : 2                      To           : 10.20.1.3
S2l Admin     : Up                     S2l Oper     : Up
OutInterface  : 1/1/1                  Out Label    : 131071
S2L Up Time   : 0d 00:04:43            S2L Dn Time  : 0d 00:00:00
RetryAttempt  : 0                      NextRetryIn  : 0 sec
S2L Trans     : 5                      CSPF Queries : 21
Failure Code  : tunnelLocallyRepaired  Failure Node  : 10.20.1.2
ExplicitHops  :
  10.20.1.2(S)
Actual Hops   :
  10.10.1.1(10.20.1.1)                 Record Label  : N/A
  -> 10.10.1.2(10.20.1.2) @ #          Record Label  : 131071
  -> 10.10.6.3(10.20.1.3)             Record Label  : 131068
ComputedHops  :
  10.10.1.1(S)       -> 10.10.1.2(S)   -> 10.10.5.3(S)
LastResignal : n/a
In Prog MBB  :
MBB Type     : GlobalRevert             NextRetryIn   : n/a
Timeout In   : 23 sec
=====

```

```

Started At : 06/29/2011 11:06:09          RetryAttempt: 7
FailureCode: noError                      Failure Node: n/a
=====

*A:Dut-C>config>router>mpls>lsp$ /show router mpls lsp path detail
=====
MPLS LSP Path (Detail)
=====
Legend :
  @ - Detour Available          # - Detour In Use
  b - Bandwidth Protected      n - Node Protected
  s - Soft Preemption
  S - Strict                    L - Loose
=====

LSP 1 Path 1
-----
LSP Name      : 1                Path LSP ID : 56320
From          : 10.20.1.3        To           : 10.10.1.1
Adm State     : Up              Oper State   : Up
Path Name     : 1                Path Type    : Primary
Path Admin    : Up              Path Oper    : Up
OutInterface  : 1/1/1           Out Label    : 131071
Path Up Time  : 0d 00:03:09     Path Dn Time : 0d 00:00:00
Retry Limit   : 0                Retry Timer  : 30 sec
RetryAttempt  : 0                NextRetryIn  : 0 sec
SetupPriorit*: 7                Hold Priorit*: 0
Preference    : n/a
Bandwidth     : No Reservation   Oper Bw      : 0 Mbps
Hop Limit     : 255              Class Type   : 0
Backup CT     : None
MainCT Retry  : n/a              MainCT Retry: 0
  Rem         :                  Limit        :
Oper CT       : 0
Record Route  : Record           Record Label : Record
Oper MTU      : 1496             Neg MTU      : 1496
Adaptive     : Enabled           Oper Metric   : 1000
Include Grps : None              Exclude Grps:
None
Path Trans   : 1                 None
Failure Code : badNode           CSPF Queries: 3
                                           Failure Node: 10.20.1.3

Oper Values :
Setup Prior*: 7                Hold Priorit*: 0
Record Route: Record           Record Label: Record
Hop Limit   : 255
Adspec     : Disabled
CSPF       : Enabled           CSPFToFirst*: Disabled
Least Fill : Disabled          FR Node Pro*: Disabled
Prop Adm Grp: Disabled
Include Grps:
None
Exclude Grps:
None

ExplicitHops:
  No Hops Specified
Actual Hops :
  10.10.2.3(10.20.1.3) @ #      Record Label : N/A
  -> 10.10.1.1(10.20.1.1)      Record Label : 131071
ComputedHops:
  10.10.2.3(S)                 -> 10.10.2.1(S)
ResigEligib*: False
LastResignal: n/a              CSPF Metric  : 1000
In Prog MBB :

```

```

MBB Type   : GlobalRevert                NextRetryIn : 0 sec
Timeout In : 22 sec
Started At : 08/26/2011 23:59:29         RetryAttempt: 2
FailureCode: noError                    Failure Node: n/a
Signaled BW: 0 Mbps
=====
* indicates that the corresponding row element may have been truncated.

show router mpls p2mp-lsp p2mp-instance s2l detail
-----
LSP 2 S2L 2
-----
LSP Name      : 2                      S2L LSP ID   : 52230
P2MP ID       : 0                      S2L Grp Id   : 4
Adm State     : Up                     Oper State   : Down
S2L State     : Inactive
S2L Name      : 2                      To           : 10.20.1.3
S2L Admin     : Up                     S2L Oper    : In Progress
OutInterface  : n/a                    Out Label    : n/a
S2L Up Time   : 0d 00:00:00           S2L Dn Time  : 0d 00:00:20
RetryAttempt  : 1                      NextRetryIn  : n/a
Timeout In    : 21 sec
S2L Trans     : 6                      CSPF Queries: 27
Failure Code  : noError                Failure Node  : n/a
ExplicitHops  :
    10.20.1.2(S)
Actual Hops   :
    No Hops Specified
LastResignal  : n/a
  
```

*A:Dut-C# show router mpls p2mp-lsp

```

=====
MPLS P2MP LSPs (Originating)
=====
LSP Name                                     Adm   Opr
-----
ipmsi-1001-73728                             Up    Up
ipmsi-4000-73729                             Up    Up
ipmsi-65535-73730                            Up    Up
-----
LSPs : 3
=====
  
```

*A:Dut-C# show router mpls p2mp-lsp detail

```

=====
MPLS P2MP LSPs (Originating) (Detail)
=====
Type : Originating
-----
LSP Name      : ipmsi-1001-73728
LSP Type      : P2mpAutoLsp           LSP Tunnel ID : 61440
From          : 10.20.1.3
Adm State     : Up                     Oper State     : Up
LSP Up Time   : 6d 21:08:37           LSP Down Time : 0d 00:00:00
Transitions   : 1                     Path Changes   : 1
Retry Limit   : 0                     Retry Timer    : 30 sec
Signaling     : RSVP                   Resv. Style    : SE
Hop Limit     : 255                    Negotiated MTU : n/a
Adaptive      : Enabled                 ClassType      : 0
FastReroute   : Enabled                 Oper FR        : Enabled
  
```

```

FR Method      : Facility
FR Bandwidth  : 0 Mbps
FR Object     : Enabled
CSPF          : Enabled
Metric        : Disabled
Include Grps  :
None
Least Fill    : Disabled
Auto BW       : Disabled
LdpOverRsvp  : Disabled
IGP Shortcut  : Disabled
BGPTransTun  : Disabled
Oper Metric   : Disabled
Prop Adm Grp : Disabled
P2MPInstance : 1001
S2L Cfg Cou* : 4
S2L-Name     : path_ipmsi
S2L-Name     : path_ipmsi
S2L-Name     : path_ipmsi
S2L-Name     : path_ipmsi
-----
Type : Originating
-----
LSP Name      : ipmsi-4000-73729
LSP Type      : P2mpAutoLsp
From          : 10.20.1.3
Adm State     : Up
LSP Up Time   : 6d 21:08:38
Transitions   : 1
Retry Limit   : 0
Signaling     : RSVP
Hop Limit     : 255
Adaptive      : Enabled
FastReroute   : Enabled
FR Method     : Facility
FR Bandwidth  : 0 Mbps
FR Object     : Enabled
CSPF          : Enabled
Metric        : Disabled
Include Grps  :
None
Least Fill    : Disabled
Auto BW       : Disabled
LdpOverRsvp  : Disabled
IGP Shortcut  : Disabled
BGPTransTun  : Disabled
Oper Metric   : Disabled
Prop Adm Grp : Disabled
P2MPInstance : 4000
S2L Cfg Cou* : 2
S2L-Name     : path_ipmsi
S2L-Name     : path_ipmsi
-----
Type : Originating
-----
LSP Name      : ipmsi-65535-73730
LSP Type      : P2mpAutoLsp
From          : 10.20.1.3
Adm State     : Up
LSP Up Time   : 6d 21:08:39
Transitions   : 1
Retry Limit   : 0
Signaling     : RSVP
Hop Limit     : 255
-----
FR Hop Limit   : 16
FR Node Protect : Disabled
ADSPEC         : Disabled
Use TE metric  : Disabled
Exclude Grps   :
None
VprnAutoBind  : Disabled
BGP Shortcut   : Disabled
CSPFFirstLoose : Disabled
P2MP-Inst-type : Primary
S2L Oper Count* : 4
To             : 10.20.1.1
To             : 10.20.1.2
To             : 10.20.1.4
To             : 10.20.1.5
-----
LSP Tunnel ID : 61441
Oper State     : Up
LSP Down Time  : 0d 00:00:00
Path Changes   : 1
Retry Timer    : 30 sec
Resv. Style    : SE
Negotiated MTU : n/a
ClassType      : 0
Oper FR        : Enabled
FR Hop Limit   : 16
FR Node Protect : Disabled
ADSPEC         : Disabled
Use TE metric  : Disabled
Exclude Grps   :
None
VprnAutoBind  : Disabled
BGP Shortcut   : Disabled
CSPFFirstLoose : Disabled
P2MP-Inst-type : Primary
S2L Oper Count* : 2
To             : 10.20.1.1
To             : 10.20.1.4
-----
LSP Tunnel ID : 61442
Oper State     : Up
LSP Down Time  : 0d 00:00:00
Path Changes   : 1
Retry Timer    : 30 sec
Resv. Style    : SE
Negotiated MTU : n/a

```



```

Adaptive      : Enabled          ClassType      : 0
FastReroute   : Enabled          Oper FR        : Enabled
FR Method     : Facility         FR Hop Limit   : 16
FR Bandwidth  : 0 Mbps          FR Node Protect: Disabled
FR Object     : Enabled
CSPF          : Enabled          ADSPEC         : Disabled
Metric        : Disabled        Use TE metric  : Disabled
Include Grps  :                  Exclude Grps   :
None                                                  None
Least Fill    : Disabled
Auto BW       : Disabled
LdpOverRsvp  : Disabled          VprnAutoBind  : Disabled
IGP Shortcut  : Disabled        BGP Shortcut   : Disabled
BGPTransTun  : Disabled
Oper Metric   : Disabled
Prop Adm Grp : Disabled          CSPFFirstLoose: Disabled
P2MPInstance : 65535            P2MP-Inst-type: Primary
S2L Cfg Cou* : 2                S2L Oper Count*: 2
S2L-Name     : path_ipmsi       To              : 10.20.1.1
S2L-Name     : path_ipmsi       To              : 10.20.1.4
  
```

=====
 * indicates that the corresponding row element may have been truncated.

*A:Dut-C#

*A:sim1>config>router>mpls>lsp\$ show router mpls p2mp-lsp p2mp-instance s2l detail

=====
 MPLS LSP S2L (Detail)

=====
 Legend :

```

@ - Detour Available          # - Detour In Use
b - Bandwidth Protected      n - Node Protected
S - Strict                    L - Loose
s - Soft Preemption
  
```

 LSP 1 S2L 1

```

-----
LSP Name      : 1                S2L LSP ID   : 26624
P2MP ID       : 0                S2L Grp Id   : 0
Adm State     : Up              Oper State   : Down
S2L State     : Inactive
S2L Name      : 1                To           : 10.20.1.3
S2L Admin     : Up              S2L Oper    : Down
OutInterface  : n/a             Out Label    : n/a
S2L Up Time   : 0d 00:00:00     S2L Dn Time  : 0d 00:00:01
RetryAttempt  : 0                NextRetryIn  : 9 sec (Fast)
S2L Trans     : 8                CSPF Queries : 4
Failure Code  : noError         Failure Node  : n/a
ExplicitHops  :
  10.20.1.2(S)
Actual Hops   :
  No Hops Specified
ComputedHops  :
  No Hops Specified
LastResignal  : n/a
  
```

=====
 A:ALU-25# show router mpls p2mp-lsp lsp_1

=====
 MPLS LSPs (Originating)

```

-----
LSP Name      To/P2MP ID      Fastfail     Adm   Opr
                  Config
  
```

```

-----
lsp_1                18                Yes                Up                Up
-----
LSPs : 1
=====
A:ALU-25#
A:ALU-25# show router mpls p2mp-lsp Test_p2mp detail
=====
MPLS P2MP LSPs (Originating) (Detail)
-----
Type : Originating
-----
LSP Name      : lsp_1                LSP Tunnel ID   : 1
From          : 10.10.1.1            P2MP ID         : 18
Adm State     : Up                  Oper State      : Down
LSP Up Time   : 0d 00:00:00         LSP Down Time   : 0d 20:39:48
Transitions   : 0                   Path Changes    : 0
Retry Limit   : 0                   Retry Timer     : 30 sec
Signaling     : RSVP                Resv. Style     : FF
Hop Limit     : 255                 Adaptive        : Enabled
FastReroute   : Disabled            Oper FR         : Disabled
FR Method     : Facility             FR Hop Limit    : 45
FR Bandwidth  : 0 Mbps              FR Node Protect : Disabled
FR Object     : Enabled
CSPF          : Disabled            ADSPEC          : Disabled
Metric        : 1                   Use TE metric   : Disabled
Include Grps  :                      Exclude Grps    :
None
None

P2MPinstance:Test_p2mp                p2mp-inst-type : primary

S2L Name      :Test-s2l1              To               : 10.20.1.6
S2L Name      :Test-s2l2              To               : 10.20.1.5
S2L Name      :Test-s2l3              To               : 10.20.1.4
-----
A:ALU-25#
A:ALU-25# show router mpls p2mp-lsp Test_p2mp
=====
MPLS P2MP Instance (Originating)
-----
Type : Originating
-----
LSP Name      : lsp_1                LSP Tunnel ID   : 1
P2MP ID       : 18                   Path LSP ID     : 18
Adm State     : Up                  Oper State      : Down

P2MPinstance:Test_p2mp                p2mp-inst-type : primary
Inst Name     : lsp_1                P2MP Inst ID    : 1
Adm State     : Up                  Oper State      : Down
Inst Up Time  : 0d 00:00:00         Inst Down Time  : 0d 20:39:48
Hop Limit     : 255                 Adaptive        : Enabled
Record Route  : Record              Record Label    : Record
Include Grps  :                      Exclude Grps    :
None
None
Bandwidth     : 0 Mbps              Oper Bw         : 0 Mbps

S2L Name      :Test-s2l1              To               : 10.20.1.6
S2L Name      :Test-s2l2              To               : 10.20.1.5
S2L Name      :Test-s2l3              To               : 10.20.1.4
  
```

```
-----  

A:ALU-25#
```

Note that the normal output is in detailed format only. There is no separate detail format.

```
A:ALU-52# show router mpls p2mp-lsp [p2mp-lsp-name] p2mp-instance [p2mp-inst-name]
```

```
=====
MPLS P2MP Instance (Originating)
=====
```

```
-----
Type : Originating
-----
```

```
LSP Name      : lsp_1                LSP Tunnel ID  : 1
P2MP ID       : 18                   Path LSP ID    : 18
Adm State     : Up                   Oper State     : Down

P2MPinstance:Test_p2mp              p2mp-inst-type : primary
Inst Name    : lsp_1                P2MP Inst ID  : 1
Adm State    : Up                   Oper State    : Down
Inst Up Time: 0d 00:00:00           Inst Down Time: 0d 20:39:48
Hop Limit    : 255                  Adaptive      : Enabled
Record Route: Record                Record Label  : Record
Include Grps:                        Exclude Grps  :
None                                               None
Bandwidth    : 0 Mbps                Oper Bw       : 0 Mbps

S2L Name     :Test-s2l1              To             : 10.20.1.6
S2L Name     :Test-s2l2              To             : 10.20.1.5
S2L Name     :Test-s2l3              To             : 10.20.1.4
-----
```

```
A:ALU-52#
```

```
A:ALU-52# show router mpls p2mp-lsp [p2mp-lsp-name] p2mp-instance [p2mp-inst-
name] mbb
```

```
=====
MPLS P2MP Instance (Originating)
=====
```

```
-----
Type : Originating
-----
```

```
LSP Name      : lsp_1                LSP Tunnel ID  : 1
P2MP ID       : 18                   Path LSP ID    : 18
Adm State     : Up                   Oper State     : Down

P2MPinstance:Test_p2mp              p2mp-inst-type : primary
Inst Name    : lsp_1                P2MP Inst ID  : 1
Adm State    : Up                   Oper State    : Down
Inst Up Time: 0d 00:00:00           Inst Down Time: 0d 20:39:48
Hop Limit    : 255                  Adaptive      : Enabled
Record Route: Record                Record Label  : Record
Include Grps:                        Exclude Grps  :
None                                               None
Bandwidth    : 0 Mbps                Oper Bw       : 0 Mbps
Last MBB     :
MBB type     :                       Mbb State     :
ended at     :                       Old Metric    :
In Prog MBB  :
MBB type     :                       Next Retry In :
Started at   :                       Retry Attempt :
Failure code:                        Failure Node  :

S2L Name     :Test-s2l1              To             : 10.20.1.6
```

```

S2l Admin   :                               S2l Oper    :
Failure code:                               Failure Node : 10.12.1.1

S2L Name    :Test-s2l1                       To          : 10.20.1.6
S2l Admin   :                               S2l Oper    :
Failure code:                               Failure Node : 10.12.1.1
-----
A:ALU-52#

A:ALU-52# show router mpls p2mp-lsp [p2mp-lsp-name] p2mp-instance [p2mp-inst-
name] s2l
[s2l-name]
=====
MPLS S2Ls (Originating)
=====
S2L Name                To          Next Hop    Adm  Opr
-----
Test-s2l1                10.20.1.6  10.10.1.2  Up   Up
-----
LSPs : 1
=====
A:ALU-52#

A:ALU-52# show router mpls p2mp-lsp [p2mp-lsp-name] p2mp-instance [p2mp-inst-
name] s2l
[s2l-name] detail
=====
MPLS S2Ls (Originating) (Detail)
=====
-----
Type : Originating
-----
LSP Name      : lsp_1                        LSP Tunnel ID : 1
P2MP ID       : 18                          Path LSP ID   : 18
Adm State     : Up                          Oper State    : Down

P2MP Primary Instance:
Inst Name     : lsp_1                        P2MP Inst ID  : 1
Adm State     : Up                          Oper State    : Down

S2L Name      : Test-s2l1                    To            : 10.20.1.6
Adm State     : Up                          Oper State    : Down
OutInterface  : 1/1/1                        Out Label     : 131071
S2L Up Time   : 0d 00:00:00                  S2L Down Time : 0d 20:39:48
Transitions   : 0                            Path Changes  : 0
Retry Limit   : 0                            Retry Timer   : 30 sec
RetryAttempt  : 0                            NextRetryIn   : 0 sec
Bandwidth     : No Reservation                Oper Bw       : 0 Mbps
Hop Limit     : 255                          Adaptive      : Enabled
Record Route  : Record                       Record Label  : Record
Oper MTU      : 1496                          Neg MTU       : 1496
FastReroute   : Disabled                     Oper FR       : Disabled
FR Method     : Facility                      FR Hop Limit  : 45
FR Bandwidth  : 0 Mbps                       FR Node Protect: Disabled
FR Object     : Enabled
CSPF          : Disabled                      ADSPEC        : Disabled
Metric        : 1                            Use TE metric : Disabled
Include Grps  : None                          Exclude Grps  :
None
CSPF Queries : 9
Failure Code  : noError                       Failure Node   : n/a
ExplicitHops  :
  
```

```

    No Hops Specified
Actual Hops :
  10.10.1.1(10.20.1.1) @
-> 10.10.1.2(10.20.1.2)
ComputedHops:
  10.10.1.1      -> 10.10.1.2
LastResignal: n/a
Record Label    : N/A
Record Label    : 131071
CSPF Metric     : 1000
-----
A:ALU-52#

*A:Dut-C# show router mpls p2mp-lsp "ipmsi-1-73752" detail

=====
MPLS P2MP LSPs (Originating) (Detail)
=====
-----
Type : Originating
-----
LSP Name      : ipmsi-1-73752
LSP Type      : P2mpAutoLsp
From          : 10.20.1.3
Adm State     : Up
LSP Up Time   : 0d 00:00:51
Transitions   : 3
Retry Limit   : 0
Signaling     : RSVP
Hop Limit     : 255
Adaptive      : Enabled
FastReroute   : Enabled
FR Method     : Facility
FR Node Pro*  : Disabled
FR Object     : Enabled
Egress Stats  : Enabled
CSPF          : Enabled
Metric        : Disabled
Include Grps  :
None
Least Fill    : Disabled

LSP Tunnel ID : 61445
Oper State     : Up
LSP Down Time : 0d 00:00:00
Path Changes   : 3
Retry Timer    : 30 sec
Resv. Style    : SE
Negotiated MTU : n/a
ClassType     : 0
Oper FR        : Enabled
FR Hop Limit   : 16
FR Prop Adm Grp: Disabled

Egress Oper St*: Out-of-resource
ADSPEC         : Disabled
Use TE metric  : Disabled
Exclude Grps   :
None

Auto BW       : Disabled
LdpOverRsvp   : Enabled
IGP Shortcut  : Enabled
IGP LFA       : Disabled
BGPTransTun   : Enabled
Oper Metric   : Disabled
Prop Adm Grp  : Disabled

VprnAutoBind  : Enabled
BGP Shortcut  : Enabled
IGP Rel Metric : Disabled

P2MPInstance: 1
S2L Cfg Cou*: 4
S2l-Name      : path_ipmsi
S2l-Name      : path_ipmsi
S2l-Name      : path_ipmsi
S2l-Name      : path_ipmsi
P2MP-Inst-type : Primary
S2L Oper Count*: 4
To            : 10.20.1.1
To            : 10.20.1.2
To            : 10.20.1.5
To            : 10.20.1.6
=====

```

19.5 p2mp-policy

p2mp-policy

Syntax

p2mp-policy [**root-address** *ip-address*] [**tree-id** *tree-id*] [**candidate-path** *path-name*] [**detail**]

Context

[Tree] (show>router>p2mp-sr-tree>database p2mp-policy)

Full Context

show router p2mp-sr-tree database p2mp-policy

Description

This command displays the policy information present in the P2MP SR tree database.

Parameters

ip-address

Specifies the root IPv4 address.

tree-id

Specifies the P2MP SR tree ID.

Values 8193 to 16286

path-name

Specifies the candidate path name, up to 64 characters.

detail

Displays detailed information.

Platforms

All

Output

The following output is an example of P2MP SR tree database policy information.

Sample Output

```
A:node-2>show>router>p2mp-sr-tree>database# p2mp-policy
=====
P2MP Policies
=====
Policy-Name
RootAddr          TreeId           State           NumPaths
Tunnel            Active-Path
Candidate-Path    Origin           ASN             PLSP-ID
State             Create-Time      Desc
-----
test
100.0.0.103      9000             inService       1
73729            Primary-path
Primary-path     configuration    0               --
inService        0d 00:00:01    1
```

```

test-spmsi
100.0.0.103          9001          inService      1
0                   Primary-path
                   configuration    0             --
  Primary-path
  inService         0d 00:00:01  1
-----
Total P2MP Policies : 2
  
```

p2mp-policy

Syntax

p2mp-policy [*policy-name*] [**root-tree-id** *root-tree-id*] [**root-addr** *ip-address*]

Context

[Tree] (show>router>p2mp-sr-tree p2mp-policy)

Full Context

show router p2mp-sr-tree p2mp-policy

Description

This command displays the P2MP policy information.

Parameters

policy-name

Specifies the policy name, up to 256 characters.

root-tree-id

Specifies the root tree ID.

Values 8193 to 16286

ip-address

Specifies the root IPv4 address.

Platforms

All

Output

The following output is an example of P2MP SR tree policy information.

Sample Output

```

A:swsim103>show>router>p2mp-sr-tree# p2mp-policy
=====
P2MP Policies
=====
Name                               TreeId NumPaths      Adm/Opr
RootAddr                           SvcId
activeCPName                        ActInstId
-----
  
```

```
test          9000  1      Up/Up
100.0.0.103  70
Primary-path  1

test-spmsi    9001  1      Up/Up
100.0.0.103  70
Primary-path  1

-----
Total P2MP Policies : 2
=====
```

19.6 p2mp-sr-tree

p2mp-sr-tree

Syntax

p2mp-sr-tree

Context

[Tree] (show>router p2mp-sr-tree)

Full Context

show router p2mp-sr-tree

Description

Commands in this context display P2MP SR tree information.

Platforms

All

19.7 packet

packet

Syntax

packet *packet-number*

Context

[Tree] (show>test-oam>build-packet packet)

Full Context

```
show test-oam build-packet packet
```

Description

This command displays the OAM egress port finder information for a specific packet.

Parameters

packet-number

Specifies the packet number.

Values 1 to 65535

Platforms

7450 ESS, 7750 SR, 7750 SR-a, 7750 SR-e, 7750 SR-s, 7950 XRS

19.8 packet-size

packet-size

Syntax

```
packet-size protocol [clear]
```

Context

[\[Tree\]](#) (tools>dump>cflowd packet-size)

Full Context

```
tools dump cflowd packet-size
```

Description

This command displays packet size distribution for sampled IP traffic. Values are displays in decimal format (1.0 = 100%, .500 = 50%). Separate statistics are maintained and shown for IPv4 and IPv6 traffic.

Platforms

All

Output

The following output is an example of cflowd packet size information.

Sample Output

```
SR-12# tools dump cflowd packet-size ipv4
IP packet size distribution (801600 total packets):
 1-32  64  96 128 160 192 224 256 288 320 352 384 416 448 480
.000 .250 .000 .000 .010 .100 .500 .090 .000 .000 .000 .000 .000 .000 .000
```

```
512 544 576 1024 1536 2048 2560 3072 3584 4096 4608 9000
.000 .000 .000 .050 .000 .000 .000 .000 .000 .000 .000 .000
```

19.9 parameters

parameters

Syntax

parameters

Context

[\[Tree\]](#) (show>router>ldp parameters)

Full Context

show router ldp parameters

Description

This command displays configuration information about LDP parameters.

Platforms

All

Output

LDP Parameters Output

[Table 338: LDP Parameters Output Fields](#) describes the LDP parameters output fields.

Table 338: LDP Parameters Output Fields

Label	Description
Keepalive Timeout	The time interval (in s), that LDP waits before tearing down a session. If no LDP messages are exchanged during this time interval, the LDP session is torn down. Generally the value is configured to be 3 times the keepalive time (the time interval between successive LDP keepalive messages).
Timeout Factor	The value by which the keepalive timeout should be divided to give the keepalive time, for example, the time interval (in s), between LDP keepalive messages. LDP keepalive messages are sent to keep the LDP session from timing out when no other LDP traffic is being sent between the neighbors.
Hold Time	The hello time, also known as hold time. It is the time interval (in s), that LDP waits before declaring a neighbor to be down. Hello timeout is local to the system and is sent in the hello messages to a neighbor.

Label	Description
Hello Factor	The value by which the hello timeout should be divided to give the hello time, for example, the time interval (in s), between LDP hello messages. LDP uses hello messages to discover neighbors and to detect loss of connectivity with its neighbors.
Auth	Enabled — Authentication using MD5 message based digest protocol is enabled. Disabled — No authentication is used.
Admin Status	inService — The LDP is administratively enabled. outService — The LDP is administratively disabled.
Deaggregated FECs	False — LDP aggregates multiple prefixes into a single Forwarding Equivalence Class (FEC) and advertises a single label for the FEC. This value is only applicable to LDP interfaces and not for targeted sessions. True — LDP de-aggregates prefixes into multiple FECs.
Propagate Policy	The Propagate Policy value specifies whether the LSR should generate FECs and which FECs it should generate. system — LDP distributes label bindings only for the router's system IP address. interface — LDP distributes label bindings for all LDP interfaces. all — LDP distributes label bindings for all prefixes in the routing table. none — LDP does not distribute any label bindings.
Transport Address	interface — The interface's IP address is used to set up the LDP session between neighbors. If multiple interfaces exist between two neighbors, the 'interface' mode cannot be used because only one LDP session is actually set up between the two neighbors. system — The system's IP address is used to set up the LDP session between neighbors.
Label-Retention	liberal — All advertised label mappings are retained whether they are from a valid next hop or not. When the label distribution value is downstream unsolicited, a router may receive label bindings for the same destination for all its neighbors. Labels for the non-next hops for the FECs are retained in the software but not used. When a network topology change occurs where a non-nexthop becomes a true next hop, the label received earlier is then used. conservative — Advertised label mappings are retained only if they are used to forward packets; for example, if the label came from a valid next hop. Label bindings received from non-next hops for each FEC are discarded.
Control Mode	ordered — Label bindings are not distributed in response to a label request until a label binding has been received from the next hop for the destination. independent — Label bindings are distributed immediately in response to a label request even if a label binding has not yet been received from the next hop for the destination.

Label	Description
Route Preference	The route preference assigned to LDP routes. When multiple routes are available to a destination, the route with the lowest preference is used. This value is only applicable to LDP interfaces and not for targeted sessions.
Loop Detection	<p>none — Loop detection is not supported on this router. This is the only valid value because Path Vector based loop detection is not supported.</p> <p>other — Loop detection is supported but by a method other than hopCount, path Vector, or hopCountAndPathVector.</p> <p>hopCount — Loop detection is supported by hop count only.</p> <p>pathVector — Loop detection is supported by path vector only.</p> <p>hopCountAndPathVector — Loop detection is supported by both path vector and hop count.</p>
Keepalive Timeout	The factor used to derive the Keepalive interval.
Keepalive Factor	The time interval (in s), that LDP waits before tearing down the session.
Hold-Time	The time left before a neighbor is declared to be down.
Hello Factor	The value by which the hello timeout should be divided to give the hello time, for example, the time interval (in s), between LDP hello messages. LDP uses hello messages to discover neighbors and to detect loss of connectivity with its neighbors.
Auth	<p>Enabled — Authentication using MD5 message based digest protocol is enabled.</p> <p>Disabled — No authentication is used.</p>
Passive-Mode	<p>true — LDP responds only when it gets a connect request from a peer and does not attempt to actively connect to its neighbors.</p> <p>false — LDP actively tries to connect to its peers.</p>
Targeted-Sessions	<p>true — Targeted sessions are enabled.</p> <p>false — Targeted sessions are disabled.</p>

Sample Output

```
*A:Dut-A# show router ldp parameters
=====
LDP Parameters (IPv4 LSR ID 10.20.1.1:0)
                (IPv6 LSR ID 3ffe::a14:101[0])
=====
Graceful Restart Parameters
-----
Graceful Restart   : Disabled
Nbor Liveness Time : 120 sec           Max Recovery Time : 120
-----
IPv4 Interface Parameters
-----
Keepalive Timeout  : 30 sec           Keepalive Factor   : 3
Hold Time          : 15 sec           Hello Factor        : 3
Transport Address  : system
```

```

-----
IPv6 Interface Parameters
-----
Keepalive Timeout   : 30 sec           Keepalive Factor   : 3
Hold Time          : 15 sec           Hello Factor       : 3
Transport Address  : system
-----
Targeted Session Parameters
-----
Import Pfx Policies: None           Export Pfx Policies : None
Prefer Tunl-in-Tunl: Disabled       SDP Auto Targ Sess  : Enabled
-----
IPv4 Targeted Session Parameters
-----
Keepalive Timeout   : 30 sec           Keepalive Factor   : 3
Hold Time          : 15 sec           Hello Factor       : 3
Hello Reduction     : Disabled        Hello Reduction Fctr: 3
-----
IPv6 Targeted Session Parameters
-----
Keepalive Timeout   : 40 sec           Keepalive Factor   : 4
Hold Time          : 45 sec           Hello Factor       : 3
Hello Reduction     : Disabled        Hello Reduction Fctr: 3
=====
*A:Dut-A#
  
```

19.10 partition

partition

Syntax

partition summary

Context

[\[Tree\]](#) (show>app-assure>group partition)

Full Context

show application-assurance group partition

Description

This command displays partition information.

Parameters

summary

Displays partition summary information.

Platforms

7450 ESS, 7750 SR, 7750 SR-e, 7750 SR-s, VSR

19.11 passive-dns

passive-dns

Syntax

`passive-dns`

Context

[\[Tree\]](#) (tools>dump>app-assure>group>ipassist passive-dns)

Full Context

tools dump application-assurance group ip-identification-assist passive-dns

Description

Commands in this context dump passive DNS monitoring statistics.

Platforms

7450 ESS, 7750 SR, 7750 SR-e, 7750 SR-s, VSR

19.12 password-options

password-options

Syntax

`password-options`

Context

[\[Tree\]](#) (show>system>security password-options)

Full Context

show system security password-options

Description

This command displays configured password options.

Platforms

All

Output

The following output is an example of password options information, and [Table 339: Show Password Options Output Fields](#) describes the output fields.

Sample Output

```
A:ALA-7# show system security password-options
=====
Password Options
=====
Password aging in days                : none
Time required between password changes : 0d 00:10:00

Number of invalid attempts permitted per login : 3
Time in minutes per login attempt           : 5
Lockout period (when threshold breached)    : 10
Authentication order                      : radius tacplus local
User password history length               : disabled
Password hashing                           : bcrypt
Accepted password length                   : 6..56 characters
Credits for each character type             : none
Required character types                   : none
Minimum number different character types    : 0
Required distance with previous password   : 5
Allow consecutively repeating a character  : always
Allow passwords containing username         : yes
Palindrome allowed                         : no
=====
A:ALA-7#
```

Table 339: Show Password Options Output Fields

Label	Description
Password aging in days	Displays the number of days a user password is valid before the user must change their password.
Time required between password changes	Displays the time interval between changed passwords.
Number of invalid attempts permitted per login	Displays the number of unsuccessful login attempts allowed for the specified time .
Time in minutes per login attempt	Displays the period of time, in minutes, that a specified number of unsuccessful attempts can be made before the user is locked out.
Lockout period (when threshold breached)	Displays the number of minutes that the user is locked out if the threshold of unsuccessful login attempts has been exceeded.
Authentication order	Displays the sequence in which password authentication is attempted among RADIUS, TACACS+, and local passwords.
User password history length	Displays the size of the password history file to be stored.

Label	Description
Password hashing	Displays the system hashing algorithm for passwords.
Accepted password length	Displays the minimum length required for local passwords.
Credits for each character type	Displays the credit for each character type. A credit is obtained for a specific character type; for example, uppercase, lowercase, numeric, or special character. Credits per character type are configurable. Credits can be used toward the minimum length of the password, so a trade-off can be made between a very long, simple password and a short, complex one.
Required character types	Displays the character types that are required in a password; for example, uppercase, lowercase, numeric, or special character.
Minimum number different character types	Displays the minimum number of each different character types in a password.
Required distance with previous password	Displays the minimum Levenshtein distance between a new password and the old password.
Allow consecutively repeating a character	Displays the number of times the same character is allowed to be repeated consecutively.
Allow passwords containing username	Displays whether the user name is allowed as part of the password.
Palindrome allowed	Displays whether palindromes are allowed as part of the password.

password-options

Syntax

password-options

Context

[\[Tree\]](#) (show>system>security password-options)

Full Context

show system security password-options

Description

This command displays password options.

Platforms

All

Output

The following is an example of password option information.

[Table 340: Show Password-Options Output Fields](#) describes password-options output fields.

Sample Output

```
A:ALA-48>show>system>security# password-options
=====
Password Options
=====
Password aging in days                : 365
Number of invalid attempts permitted per login : 5
Time in minutes per login attempt      : 5
Lockout period (when threshold breached) : 20
Authentication order                  : radius tacplus local
User password hashing algorithm        : bcrypt
Configured complexity options          :
Minimum password length                : 8
=====
A:ALA-48>show>system>security#
```

Table 340: Show Password-Options Output Fields

Label	Description
Password aging in days	Displays the number of days a user password is valid before the user must change his password.
Number of invalid attempts permitted per login	Displays the maximum number of unsuccessful login attempts allowed for a user.
Time in minutes per login attempt	Displays the time in minutes that user is to be locked out.
Lockout period (when threshold breached)	Displays the number of minutes the user is locked out if the threshold of unsuccessful login attempts has exceeded.
Authentication order	Displays the most preferred method to authenticate and authorize a user.
User password hashing algorithm	Displays the algorithm with which the system hashes the user passwords.
Configured complexity options	Displays the complexity requirements of locally administered passwords, HMAC-MD5-96, HMAC-SHA-96 and DES-keys configured in the authentication section.
Minimum password length	Displays the minimum number of characters required in the password.

19.13 path

path

Syntax

path [*path-name*]

Context

[\[Tree\]](#) (show>router>gmpls path)

Full Context

show router gmpls path

Description

This command displays GMPLS path information.

Parameters

path-name

Specifies a unique case-sensitive name label for the LSP path. The path name can be an alphanumeric string up to 32 characters.

Platforms

7750 SR, 7750 SR-a, 7750 SR-e, 7750 SR-s, 7950 XRS

path

Syntax

path [*path-name*] [**detail**]

Context

[\[Tree\]](#) (tools>dump>router>gmpls path)

Full Context

tools dump router gmpls path

Description

This command dumps information about paths. Configuring the *path-name* parameter only dumps information about the specified path.

Parameters

path-name

The name of the path. 32 characters max.

detail

Keyword to output information in greater detail.

Platforms

7750 SR, 7750 SR-a, 7750 SR-e, 7750 SR-s, 7950 XRS

Output

The following output is an example of path information.

Sample Output

```
*A:Dut-B-UNI-C>tools>dump>router>gmpls# path
<path-name>
"empty" "2" "3" "5"
detail

*A:Dut-B-UNI-C>tools>dump>router>gmpls# path "2"
Path "2", PathIndex: 2, NumHops: 2, LspPathCount: 1, EmptyPathLspBindCount: 0,
Flags: 0x0
Total Path Count: 1

*A:Dut-B-UNI-C>tools>dump>router>gmpls# path "2" detail
-----
Path "2", PathIndex: 2
AdminState: UP, OperState:UP
LastChange: 02/04/2015 23:30:34
NumHops: 2, LspPathCount: 1, EmptyPathLspBindCount: 0, Flags: 0x0
Hop: 1, NodeId: 192.0.2.01, TeLinkId: 1010702, Loose
LastChange: 02/04/2015 23:30:34
Hop: 2, NodeId: 10.27.255.219, TeLinkId: 1010702, Strict
LastChange: 02/04/2015 23:30:34
-----
Total Path Count: 1
```

path

Syntax

path [*path-name*] [*lsp-binding*]

path *path-name* *p2mp-lsp-binding*

Context

[\[Tree\]](#) (show>router>mpls path)

Full Context

show router mpls path

Description

This command displays MPLS paths.

Parameters

path-name

Specifies the unique name label for the LSP path.

lsp-binding

Displays binding information.

p2mp-lsp-binding

Displays binding information.

Platforms

All

Output

The following output is an example of MPLS path information.

[Table 341: MPLS Path Output Fields](#) describes MPLS Path output fields.

Table 341: MPLS Path Output Fields

Label	Description
Path Name	The unique name label for the LSP path.
Adm	Down — The path is administratively disabled. Up — The path is administratively enabled.
Hop Index	The value used to order the hops in a path.
IP Address	The IP address of the hop that the LSP should traverse on the way to the egress router.
Strict/Loose	Strict — The LSP must take a direct path from the previous hop router to the next router. Loose — The route taken by the LSP from the previous hop to the next hop can traverse through other routers.
LSP Name	The name of the LSP used in the path.
Binding	Primary — The preferred path for the LSP. Secondary — The standby path for the LSP.
Paths	Total number of paths configured.

Sample Output

```
*A:SRU4>config>router>mpls# show router mpls path
=====
```

```

MPLS Path:
=====
Path Name                Adm  Hop Index  IP Address  Strict/Loose
-----
to_10_30_1_1            Up   no hops    n/a         n/a
to_10_30_1_2            Up   no hops    n/a         n/a
to_10_30_1_3            Up   no hops    n/a         n/a
to_10_30_1_4            Up   no hops    n/a         n/a
to_10_30_1_5            Up   no hops    n/a         n/a
to_10_30_1_6            Up   no hops    n/a         n/a
to_10_30_1_110          Up   no hops    n/a         n/a
to_10_8_100_15          Up   no hops    n/a         n/a
to_10_20_1_20           Up   no hops    n/a         n/a
to_10_20_1_22           Up   no hops    n/a         n/a
to_10_100_1_1           Up   no hops    n/a         n/a
-----
Paths : 11
=====
*A:SRU4>config>router>mpls#

*A:SRU4>config>router>mpls# show router mpls path lsp-binding
=====
MPLS Path:
=====
Path Name                Opr  LSP Name                Binding
-----
to_10_30_1_1            Up   to_10_30_1_1_cspf       Primary
Up   to_10_30_1_1_cspf_16  Up   to_10_30_1_1_cspf_2     Primary
Up   to_10_30_1_1_cspf_16  Up   to_10_30_1_1_cspf_3     Primary
Up   to_10_30_1_1_cspf_16  Up   to_10_30_1_1_cspf_17    Primary
Up   to_10_30_1_1_cspf_16  Up   to_10_30_1_1_cspf_18    Primary
Up   to_10_30_1_1_cspf_16  Up   to_10_30_1_1_cspf_19    Primary
Up   to_10_30_1_1_cspf_16  Up   to_10_30_1_1_cspf_20    Primary
to_10_30_1_2            Up   to_10_30_1_2_cspf       Primary
Up   to_10_30_1_2_cspf_16  Up   to_10_30_1_2_cspf_2     Primary
Up   to_10_30_1_2_cspf_16  Up   to_10_30_1_2_cspf_3     Primary
Up   to_10_30_1_2_cspf_16  Up   to_10_30_1_2_cspf_4     Primary
Up   to_10_30_1_2_cspf_16  Up   to_10_30_1_2_cspf_5     Primary
...
to_10_100_1_1           Down to_10_100_1_1_cspf     Primary
Down to_10_100_1_1_cspf_13 Down to_10_100_1_1_cspf_2 Primary
Down to_10_100_1_1_cspf_13 Down to_10_100_1_1_cspf_3 Primary
Down to_10_100_1_1_cspf_13 Down to_10_100_1_1_cspf_4 Primary
Down to_10_100_1_1_cspf_13 Down to_10_100_1_1_cspf_5 Primary
Down to_10_100_1_1_cspf_13 Down to_10_100_1_1_cspf_6 Primary
Down to_10_100_1_1_cspf_13 Down to_10_100_1_1_cspf_14 Primary
Down to_10_100_1_1_cspf_13 Down to_10_100_1_1_cspf_15 Primary
Down to_10_100_1_1_cspf_13 Down to_10_100_1_1_cspf_16 Primary
Down to_10_100_1_1_cspf_13 Down to_10_100_1_1_cspf_17 Primary
Down to_10_100_1_1_cspf_13 Down to_10_100_1_1_cspf_18 Primary
Down to_10_100_1_1_cspf_13 Down to_10_100_1_1_cspf_19 Primary
Down to_10_100_1_1_cspf_13 Down to_10_100_1_1_cspf_20 Primary
-----
Paths : 11
=====
*A:SRU4>config>router>mpls#
  
```

19.14 path-request

path-request

Syntax

```
path-request [lsp-type lsp-type] [dest ip-address] [detail]
```

Context

[\[Tree\]](#) (show>router>pcep>pcc path-request)

Full Context

```
show router pcep pcc path-request
```

Description

This command displays the PCEP path request information.

Parameters

lsp-type

Specifies the LSP type.

Values rsvp-p2p, rsvp-p2mp, seg-rt



Note:

The LSP type, **rsvp-p2mp**, is not supported for PCE controlled or PCE initiated LSPs.

ip-address

Specifies the IP address.

Values a.b.c.d

detail

Specifies detailed information.

Platforms

All

19.15 paths

paths

Syntax

paths

Context

[\[Tree\]](#) (show>router>bgp paths)

Full Context

show router bgp paths

Description

This command displays a summary of BGP path attributes.

Platforms

All

Output

The following output is an example of BGP path information. [Table 342: Show Router BGP Path Field Descriptions](#) describes the output fields.

Sample Output

```
*A:ALA-12# show router 3 bgp paths
=====
BGP Router ID : 10.0.0.14      AS : 65206   Local AS : 65206
=====
BGP Paths
-----
Path: 60203 65001 19855 3356 15412
-----
Origin       : IGP                Next Hop      : 10.0.28.1
MED          : 60203              Local Preference : none
Refs         : 4                  ASes         : 5
Segments     : 1
Flags        : EBGP-learned
Aggregator   : 15412 62.216.140.1
-----
Path: 60203 65001 19855 3356 1 1236 1236 1236 1236
-----
Origin       : IGP                Next Hop      : 10.0.28.1
MED          : 60203              Local Preference : none
Refs         : 2                  ASes         : 9
Segments     : 1
Flags        : EBGP-learned
-----
*A:ALA-12#
```

Table 342: Show Router BGP Path Field Descriptions

Label	Description
BGP Router ID	The local BGP router ID.
AS	The configured autonomous system number.
Local AS	The configured local AS setting. If not configured, then the value is the same as the AS.
Path	The AS path attribute.
Origin	EGP — The NLRI is learned by an EGP protocol. IGP — The NLRI is interior to the originating AS. INCOMPLETE — NLRI was learned another way.
Next Hop	The advertised BGP nexthop.
MED	The Multi-Exit Discriminator value.
Local Preference	The local preference value.
Refs	The number of routes using a specified set of path attributes.
ASes	The number of autonomous system numbers in the AS path attribute.
Segments	The number of segments in the AS path attribute.
Flags	EBGP-learned — Path attributes learned by an EBGP peering. IBGP-Learned — Path attributes learned by an IBGP peering.
Aggregator	The route aggregator ID.
Community	The BGP community attribute list.
Originator ID	The originator ID path attribute value.
Cluster List	The route reflector cluster list.

19.16 pattern-match

pattern-match

Syntax

pattern-match [detail]

Context

[Tree] (tools>dump>filter>resources pattern-match)

Full Context

tools dump filter resources pattern-match

Description

This command displays pattern match records.

Parameters

detail

Displays detailed pattern match records.

Platforms

All

Output

The following output is an example of detailed pattern match records.

Sample Output

```
A:Dut-A# tools dump filter resources pattern-match
=====
Unique filter pattern match patterns
=====
Used : 1
Free : 1022
Total : 1023
=====
A:Dut-A# tools dump filter resources pattern-match detail
=====
Unique pattern match
=====
Num Pattern          Mask          Not emb.    Emb.
-----
  1 0xff00000000000000 0xff00000000000000      1      0
=====
Unique filter pattern match patterns
=====
Used : 1
Free : 1022
Total : 1023
=====
```

19.17 pbb

pbb

Syntax

pbb base

pbb mac-name

pbb mac-name *mac-name* detail

Context

[\[Tree\]](#) (show>service pbb)

Full Context

show service pbb

Description

This command displays PBB information.

Parameters

base

Displays information about a PBB base.

mac-name

Displays MAC name information.

detail

Displays detailed information.

mac-name

Displays information about a specific MAC name, up to 32 characters.

Platforms

All

Output

The following output is an example of PBB base information.

Sample Output

```
*A:Dut-B# show service pbb base
=====
PBB MAC Information
=====
MAC-Notif Count : 3
MAC-Notif Interval : 1
Source BMAC : Default
=====
```

The following output is an example of PBB MAC information.

Sample Output

```
*A:Dut-B# show service pbb mac-name
=====
MAC Name Table
=====
MAC-Name MAC-Address
-----
test 00:03:03:03:03:02
=====
*A:Dut-B# show service pbb mac-name test detail
=====
Services Using MAC name='test' addr='00:03:03:03:03:02'
=====
Svc-Id ISID
-----
501 501
-----
Number of services: 1
=====
*A:Dut-B#
```

19.18 pbr-steering

pbr-steering

Syntax

pbr-steering

Context

[\[Tree\]](#) (show>router pbr-steering)

Full Context

show router pbr-steering

Description

This command displays PBR steering VAS interfaces with VAS interface type configuration.

Platforms

All

Output

The following output is an example of router PBR steering VAS interfaces information.

Sample Output

```
A:Dut-C# show router pbr-steering
=====
PBR Steering VAS interfaces
```

```

=====
Interface-Name                               VAS IF Type
-----
No Matching Entries
=====
PBR Steering IPv4 filters
=====
Ingress filter
Interface                                     Interface name
PBR Control
PBR Types
-----
1
pxc-20.b:1.1                                  N/A
Mgmt
IP
-----
Number of ingress IPv4 filters with PBR: 1
-----
Egress filter
Interface                                     Interface name
PBR Control
PBR Types
-----
2
pxc-20.b:1.1                                  N/A
Mgmt
IP
-----
Number of egress IPv4 filters with PBR: 1
=====
PBR Steering IPv6 filters
=====
Ingress filter
Interface                                     Interface name
PBR Control
PBR Types
-----
No Matching Entries
-----
Egress filter
Interface                                     Interface name
PBR Control
PBR Types
-----
No Matching Entries
=====

```

19.19 pcap

pcap

Syntax

pcap [session-name] [detail]

Context

[\[Tree\]](#) (show pcap)

Full Context

show pcap

Description

This command shows the information about the packet capture session and confirms if the packet is reliable.

Parameters

session-name

Specifies the session name up to 32 characters.

Platforms

All

Output

The following output displays information about the packet capture session.

Sample Output

```

=====
Pcap Session "1" Information
=====
Application Type   : mirror-dest      Session State    : ready
Capture           : stop                Last Changed    : 02/06/2018 19:52:07
Capture File Url  : ftp://*:*@192.168.40.1/pcap.pcap
Buffer Size       : 0 Bytes           File Size        : 0 Bytes
Write Failures    : 0                Read Failures    : 0
Proc Time Bailouts : 0                Last File Write  : 02/06/2018 19:52:07
Dropped Packets   : 0 Packets
=====
    
```

Table 343: Show PCAP Output Fields

Label	Description
Buffer Size	The maximum buffer size is 20 Mb. If the number of packets in the buffer exceeds 20 Mb, packets are dropped.
File Size	The current size of the capture file.
Write Failures	The number of errors that occurred when packets were written into the buffer. A number greater than zero indicates that some packets were not captured.
Read Failures	The errors occurred when packets were read from the buffer for exporting to FTP or TFTP. A number greater than zero indicates that some packets were not captured.

Label	Description
Process Time Bailouts	A system process timeout. Some packets were not captured.
Dropped Packets	The number of packets dropped from the buffer due to errors.

19.20 pcc

pcc

Syntax

pcc

Context

[\[Tree\]](#) (clear>router>pcep pcc)

Full Context

clear router pcep pcc

Description

Commands in this context clear PCEP PCC related data.

Platforms

All

pcc

Syntax

pcc

Context

[\[Tree\]](#) (show>router>pcep pcc)

Full Context

show router pcep pcc

Description

Commands in this context display PCEP PCC related information.

Platforms

All

pcc

Syntax

pcc

Context

[\[Tree\]](#) (tools>dump>router>pcep pcc)

Full Context

tools dump router pcep pcc

Description

Commands in this context dump tools for PCEP PCC.

Platforms

All

19.21 pcc-rule

pcc-rule

Syntax

pcc-rule

pcc-rule monitoring-key *key* detail

pcc-rule rule-id *id* detail

pcc-rule rule-name *rule-name*

pcc-rule rule-name *rule-name* detail

pcc-rule summary

pcc-rule monitoring-key *key*

Context

[\[Tree\]](#) (show>subscr-mgmt pcc-rule)

Full Context

show subscriber-mgmt pcc-rule

Description

This command displays a list of PCC rules and associated monitoring keys in the system.

Parameters

key

Displays details about a specific monitoring-key.

id

Displays details about a specific PCC rule.

rule-name

Displays information about a specific PCC rule.

summary

Displays summarized information for active rules in the system.

key

Displays information about a specific monitoring-key.

detail

Displays detailed information.

Platforms

7450 ESS, 7750 SR, 7750 SR-a, 7750 SR-e, 7750 SR-s, VSR

Output

The following is an example of subscriber management PCC rule information.

Sample Output

```
show subscriber-mgmt pcc-rule summary
=====
PCC Rules Summary
=====
Nbr Active PCC Rules      : 26 / 1023
Nbr Active Combinations
  IPv4 Filter             : 2 / 4095
  IPv6 Filter             : 0 / 4095
  Egress Qos              : 1 / 4095
  Ingress Qos            : 1 / 4095
=====

show subscriber-mgmt pcc-rule
=====
              Id      Dir  ForwardAction      QosAction
-----
name       : RULE_egress_FC
monitorKey: -
              29      egr  -                      fc
name       : RULE_egress_UM
monitorKey: um_RULE_egress_UM
              34      egr  -                      monitor
name       : RULE_ingress_FC
monitorKey: -
              37      ingr -                      fc
name       : RULE_ingress_UM
monitorKey: um_RULE_ingress_UM
              50      ingr -                      monitor
name       : RULE_egress_DROP
monitorKey: -
```



```

name          28      egr drop -
name      : RULE_ingress_RDR
monitorKey: -
name          49      ingr fwd nh4 -
name      : RULE_egress_UM_FC
monitorKey: um_RULE_egress_UM_FC
name          35      egr - fc monitor
...
=====

show subscriber-mgmt pcc-rule rule-name "RULE_ingress_RATE_LIMIT_UM_FC_RDR" detail
=====
PCC Rules
=====
PCC rule name      : RULE_ingress_RATE_LIMIT_UM_FC_RDR
PCC rule id       : 47
Monitoring key    : um_RULE_ingress_RATE_LIMIT_UM_FC_RDR
Flow status      : Enabled
Nbr of Flows     : 1 (ingress)
HTTP-Redirect    : -
Next-Hop Redir. IPv4 : 10.10.10.10
Next-Hop Redir. IPv6 : -
QoS Ingr. CIR/PIR : 1000 kbps / 2000 kbps
QoS Egr. CIR/PIR  : - / -
FC change        : h2
-----
Flows
-----
Src. IP  : any          Src. Port: -
Dst. IP  : 75.24.24.17/32 Dst. Port: -
Protocol : 6           DSCP     : cp60
-----
=====

show service active-subscribers pcc-rule subscriber "1/1/3:1.1|00:00:00:00:00:01"
=====
Active Subscribers
=====
Subscriber 1/1/3:1.1|00:00:00:00:00:01 (subprof1)
-----
(1) SLA Profile Instance sap:1/1/3:1.1 - sla:sla1
-----
Ingr Qos Policy Override : 3:P2
Egr  Qos Policy Override : 2:P2
-----
IP Address          MAC Address          PPPoE-SID Origin
-----
22.1.0.1           00:00:00:00:00:01 N/A          DHCP
-----
Ingr Filter Override : 5:P4
Egr  Filter Override : 6:P5
=====
Preference Rule Id  Rule Name
-----
0      28      RULE_egress_DROP
0      29      RULE_egress_FC
0      30      RULE_egress_RATE_LIMIT
0      31      RULE_egress_RATE_LIMIT_FC

```

```

0      32      RULE_egress_RATE_LIMIT_UM
0      33      RULE_egress_RATE_LIMIT_UM_FC
0      34      RULE_egress_UM
0      35      RULE_egress_UM_FC
0      36      RULE_ingress_DROP
0      37      RULE_ingress_FC
0      38      RULE_ingress_FC_HTTP
0      39      RULE_ingress_FC_RDR
0      40      RULE_ingress_HTTP
0      41      RULE_ingress_RATE_LIMIT
0      42      RULE_ingress_RATE_LIMIT_FC
0      43      RULE_ingress_RATE_LIMIT_FC_RDR
0      44      RULE_ingress_RATE_LIMIT_RDR
0      45      RULE_ingress_RATE_LIMIT_UM
0      46      RULE_ingress_RATE_LIMIT_UM_FC
0      47      RULE_ingress_RATE_LIMIT_UM_FC_RDR
0      48      RULE_ingress_RATE_LIMIT_UM_RDR
0      49      RULE_ingress_RDR
0      50      RULE_ingress_UM
0      51      RULE_ingress_UM_FC
0      52      RULE_ingress_UM_FC_RDR
0      53      RULE_ingress_UM_RDR
=====
    
```

Table 344: Policy and Charging Control Rule Field Descriptions describes subscriber management PCC rule output fields.

Table 344: Policy and Charging Control Rule Field Descriptions

Field	Description
Nbr Active PCC Rules	The number of active PCC rules
Nbr Active Combinations	The number of active IP PCC rule combinations
IPv4 Filter	The number of IPv4 filter combinations
IPv6 Filter	The number of IPv6 filter combinations
Egress QoS	The number of active egress QoS PCC rule combinations
Ingress QoS	The number of active ingress QoS PCC rule combinations
Id	The PCC ID
Dir	The flow direction on which the PCC-rule acts
ForwardAction	The filter action of the PCC-rule
QoSAction	The QoS action of the PCC-rule. The value account(3) is only relevant if the PCC-rule was received by the system as part of a RADIUS Subscriber Service attribute
name	The PCC rule name

Field	Description
monitorKey	The monitor key name that can be received in a PCC rule. An empty string (length 0) indicates that no monitor key is defined in the PCC rule
PCC rule name	The name of a PCC rule
PCC rule id	The PCC rule ID
Monitoring key	The monitoring key defined in this PCC-rule. This value is only considered if monitor is set in the QoS action.
Flow status	The PCC rule flow status; enabled or disabled
Nbr of Flows	The number of flow rules defined in this PCC rule
HTTP-Redirect	The URL to which all data flows that pertain to this PCC-rule must be redirected
Next-Hop Redir. IPv4	The IPv4 address to which all IPv4 data flows that pertain to this PCC-rule be redirected
Next-Hop Redir. IPv6	The IPv6 address to which all IPv6 data flows that pertain to this PCC-rule be redirected
QoS Ingr. CIP/PIR	The ingress QoS CIP and PIR values
QoS Egr. CIP/PIR	The egress QoS CIP and PIR values
FC change	The forwarding class (FC) that is assigned to all data flows that pertain to this PCC-rule
Src. IP	The address type of the source address
Src. Port	The port type of the source address
Dst. IP	The address type of the destination address
Protocol	The IPv4 protocol value, and for IPv6 the next header type used in the match criteria for this flow <ul style="list-style-type: none"> • 6 — TCP • 7 — UDP
DSCP	The DSCP to be matched for this flow
Subscriber	The subscriber SAP
SLA Profile Instance sap	The SLA profile instance SAP
Ingr QoS Policy Override	The ID of the overriding ingress Qos policy
Egr QoS Policy Override	The ID of the overriding egress Qos policy

Field	Description
IP Address	The subscriber IP address
MAC Address	The subscriber MAC address
PPPoE-SID	The PPPoE session ID of this subscriber host
Origin	The origin of this subscriber host
Preference	The preference with respect to other PCC rules
Rule ID	The PCC rule ID
Rule Name	The PCC rule name

pcc-rule

Syntax

pcc rule [**subscriber** *sub-ident-string*]

pcc rule [**subscriber** *sub-ident-string*] **detail**

Context

[\[Tree\]](#) (show>service>active-subscribers pcc-rule)

Full Context

show service active-subscribers pcc-rule

Description

This command specifies the PCC rule.

Parameters

sub-ident-string

Specifies the sub-ident-string, up to 32 characters.

detail

Displays detailed information for the specified PCC rule.

Platforms

7450 ESS, 7750 SR, 7750 SR-a, 7750 SR-e, 7750 SR-s, VSR

19.22 pce-associations

pce-associations

Syntax

pce-associations

Context

[\[Tree\]](#) (show>router>pcep>pcc pce-associations)

Full Context

show router pcep pcc pce-associations

Description

Commands in this context display information about PCE associations configured under the PCC.

Platforms

All

19.23 pcep

pcep

Syntax

pcep

Context

[\[Tree\]](#) (clear>router pcep)

Full Context

clear router pcep

Description

Commands in this context clear PCEP related data.

Platforms

All

pcep

Syntax

pcep

Context

[\[Tree\]](#) (show>router pcep)

Full Context

show router pcep

Description

Commands in this context display PCEP related information.

Platforms

All

pcep

Syntax

pcep

Context

[\[Tree\]](#) (tools>dump>router pcep)

Full Context

tools dump router pcep

Description

Commands in this context dump tools for PCEP.

Platforms

All

19.24 pcm

pcm

Syntax

pcm [*pcm-slot*] [**chassis** *chassis-id*] [**detail**]

Context

[\[Tree\]](#) (show pcm)

Full Context

show pcm

Description

This command displays PCM information.

Parameters

pcm-slot

Specifies the PCM slot identifier.

Values 1 to 12

chassis-id

Specifies the chassis ID for the router chassis.

Values 1 to 2

detail

Displays detailed information.

Platforms

7950 XRS-20e

Output

The following output shows PCM information.

Sample Output: show pcm

```
*A:Dut-A# show pcm
=====
PCM Summary
=====
Chassis/  Provisioned Type      Operational   Input      Zone
Slot      Equipped Type (if diff) State         A B2 A2 B
-----
1/9       (not provisioned)
          (present)           unprovisioned
1/10      (not provisioned)
          quad-pcm             unprovisioned Y Y  Y Y  1
1/11      quad-pcm              unprovisioned Y Y  Y Y  1
1/12      quad-pcm              unprovisioned Y Y  Y Y  1
```

19.25 pcp-server

pcp-server

Syntax

pcp-server

```
pcp-server server-name
pcp-server server-name statistics interface interface-name
pcp-server server-name statistics
```

Context

[\[Tree\]](#) (show>router pcp-server)

Full Context

```
show router pcp-server
```

Description

This command displays PCP server information.

Parameters

server-name

Specifies the PCP server name, up to 32 characters.

statistics

Displays PCP server statistics information.

interface-name

Specifies the interface name, up to 32 characters.

Platforms

7450 ESS, 7750 SR, 7750 SR-e, 7750 SR-s, VSR

Output

The following outputs are examples of router PCP server information.

Sample Output

```
*A:Dut-C# show router 20 pcp-server "pcp-server-1"
=====
PCP server "pcp-server-1"
=====
Description           : (Not Specified)
Administrative state   : in-service
PCP server policy     : pcp-policy-1
Forwarding Inside Router : 20
Dual Stack Lite address : af::1
State                  : in-service
State description     : (Not Specified)
Epoch                 : 19684
Last management change : 04/07/2020 13:19:34
=====
Interfaces
-----
toDut-B-lag2
toLinux2
-----
```


No. of Interface(s): 2

```
*A:Dut-C# show router 20 pcp-server "pcp-server-1" statistics
```

```
=====
PCP statistics for interface "toDut-B-lag2"
=====
```

```
Rx opcode "announce"           : 0
Rx opcode "map"                 : 0
Rx opcode "peer"                : 0
Rx opcode "get"                 : 0
Rx opcode unknown               : 0
Rx option "third party"         : 0
Rx option "prefer failure"      : 0
Rx option "filter"              : 0
Rx option "description"         : 0
Rx option "next"                : 0
Rx option "port reservation"    : 0
Rx option unknown               : 0
Rx dropped (packet too short)    : 0
Rx dropped (wrong r bit)        : 0
Rx dropped (invalid source address) : 0
Rx dropped (oper down)          : 0
Tx result "success"             : 6
Tx result "unsupported version"  : 0
Tx result "not authorized"      : 0
Tx result "malformed request"   : 0
Tx result "unsupported opcode"   : 0
Tx result "unsupported option"   : 0
Tx result "malformed option"    : 0
Tx result "network failure"     : 0
Tx result "no resources"        : 0
Tx result "unsupported protocol" : 0
Tx result "user exceeded quota" : 0
Tx result "cannot provide external" : 0
Tx result "address mismatch"    : 0
Tx result "no more mappings"    : 0
Tx result "ambiguous"           : 0
Tx v4                            : 2
Tx v6                             : 4
Tx dropped (tx error)            : 0
=====
```

pcp-server

Syntax

```
pcp-server server-name interface interface-name statistics
```

Context

[\[Tree\]](#) (clear>router pcp-server)

Full Context

```
clear router pcp-server
```

Description

This command clears NAT PCP server data.

Parameters

server-name

Clears NAT PCP server data for the specified PCP server, up to 32 characters.

interface-name

Clears NAT PCP server data for the specified interface, up to 32 characters.

statistics

Clears NAT PCP server statistics.

Platforms

7450 ESS, 7750 SR, 7750 SR-e, 7750 SR-s, VSR

pcp-server

Syntax

pcp-server *server-name*

Context

[\[Tree\]](#) (tools>perform>router pcp-server)

Full Context

tools perform router pcp-server

Description

This command configures performance tools for a specified NAT port control policy server.

Parameters

server-name

Specifies the PCP server name, up to 32 characters.

Platforms

7450 ESS, 7750 SR, 7750 SR-e, 7750 SR-s, VSR

19.26 pcp-server-policy

pcp-server-policy

Syntax

pcp-server-policy

pcp-server-policy *name*

Context

[\[Tree\]](#) (show>service>nat pcp-server-policy)

Full Context

show service nat pcp-server-policy

Description

This command displays PCP server policy information.

Platforms

7450 ESS, 7750 SR, 7750 SR-e, 7750 SR-s, VSR

19.27 pcs

```
pcs
```

Syntax

```
pcs[clear]
```

Context

[\[Tree\]](#) (tools>dump>port pcs)

Full Context

```
tools dump port pcs
```

Description

This command dumps the Physical Coding Sublayer (PCS) information for the port.

Platforms

All

19.28 peak

```
peak
```

Syntax

```
peak
```

```
peak application license-app
```

Context

[\[Tree\]](#) (show>system>license-statistics peak)

Full Context

show system license-statistics peak

Description

This command displays peak values of application license statistics.

Parameters

license-app

Specifies the application license.

Values lns, nat, sub-mgmt, wlan-gw, aa, ipsec

Platforms

VSR

19.29 peakvalue-stats

peakvalue-stats

Syntax

peakvalue-stats iom (*slot* | **all**) [**recursive**]

peakvalue-stats mda (*mda* | **all**) [**recursive**]

peakvalue-stats port (*port-id* | **all**)

peakvalue-stats pw-port (*pw-port* | **all**)

peakvalue-stats system [**recursive**]

peakvalue-stats service {*svc-id* | **all**} [**recursive**]

peakvalue-stats service {*svc-id*} **subscriber-interface** { *sub-itf* | **all**} [**recursive**]

peakvalue-stats service {*svc-id*} **group-interface** { *grp-itf* | **all**}

Context

[\[Tree\]](#) (clear>subscriber-mgmt peakvalue-stats)

Full Context

clear subscriber-mgmt peakvalue-stats

Description

This command resets the most recent peak enhanced subscriber management counter per port, PW port, MDA, IOM, system, service, subscriber interface, or group interface.



Note:

Clearing one counter will not impact other counters. For example, clearing the most recent peak value for an IOM will not impact chassis peak value.

Parameters

slot

Clears IOM host peak value statistics for the specified IOM.

mda

Clears MDA host peak value statistics for the specified MDA.

port-id

Clears port host peak value statistics for the specified port ID.

pw-port

Clears pseudowire port host peak value statistics for the specified port.

Values 1 to 10239

system

Clears system host peak value statistics.

all

Clears all host peak value statistics.

recursive

Resets the sub-level counters. For example, clearing IOM counters with the **recursive** keyword also clears counters of all port counters on that IOM.

service svc-id

Clears service host peak value statistics for the specified service.

Values 1 to 2148278386 | *svc-name*: up to 64 characters

subscriber-interface sub-ietf

Clears subscriber interface host peak value statistics for the specified subscriber interface, up to 32 characters.

group-interface grp-ietf

Clears group interface host peak value statistics for the specified group interface, up to 32 characters.

Platforms

7450 ESS, 7750 SR, 7750 SR-a, 7750 SR-e, 7750 SR-s, VSR

19.30 peer

peer

Syntax

peer [**peer-profile** *profile-name*] [**local-address** *ip-address*] [**control protocol**] [**interface-type** *interface-type*]

peer remote-address {*ip-address* | *ipv6-address*} [**udp-port** *port*] [**dsm-local-ip-address** {*ip-address* | *ipv6-address*}]

peer remote-address {*ip-address* | *ipv6-address*} [**udp-port** *port*] **statistics** [**dsm-local-ip-address** {*ip-address* | *ipv6-address*}]

Context

[\[Tree\]](#) (show>router>gtp peer)

Full Context

show router gtp peer

Description

This command displays GTP peer information.

Parameters

profile-name

Specifies the name that identifies the profile.

ip-address

Specifies the local IP address.

Values

ipv4-address: a.b.c.d

ipv6-address: x:x:x:x:x:x:x (eight 16-bit pieces)

x:x:x:x:x:d.d.d.d

x - [0 to FFFF]H

d - [0 to 255]D

protocol

Specifies the control plane protocol used for the connection with this Mobile Gateway.

Values gtpv1-c, gtpv2-c

interface-type

Specifies the interface type used in the context of this peer.

Values gn — Gn interface

s2a — S2a interface
 s2b — S2b interface
 s11 — S11 interface

ip-address

Specifies the remote IP address.

Values	ipv4-address:	a.b.c.d
	ipv6-address:	x:x:x:x:x:x:x (eight 16-bit pieces)
		x:x:x:x:x:d.d.d.d
		x - [0 to FFFF]H
		d - [0 to 255]D

port

Specifies the UDP port.

Values 1 to 65535

statistics

Displays statistics information about the Mobile Gateways connected to this system.

Platforms

7750 SR, 7750 SR-e, 7750 SR-s, VSR

Output

The following is an example of peer GTP information.

Sample Output

```

Node# show router 10 gtp peer
=====
Peers
=====
Remote address      : 192.168.100.1
UDP port           : 2123
-----
State              : up
Local address      : 192.0.2.10
Profile            : default_s11
Control protocol   : gtpv2-c
Interface type     : s11
Restart count      : 1
Time              : 2018/05/31 11:12:59
-----
No. of Peers: 1
=====
  
```

peer

Syntax

peer remote-address *ip-address* [**remote-udp-port** *port*]

peer remote-address *ip-address* [**remote-udp-port** *port*] **statistics**

Context

[\[Tree\]](#) (clear>router>gtp peer)

Full Context

clear router gtp peer

Description

This command clears all states for a given peer in this routing context. The system no longer sends keep-alive messages to the peer, and all active sessions are terminated.

If the optional statistics parameter is specified, only the peer statistics are cleared and all sessions remain.

Parameters

ip-address

Specifies the IP address of the peer.

Values

ipv4-address: a.b.c.d (host bits must be 0)

ipv6-address: x:x:x:x:x:x:x (eight 16-bit pieces)

x:x:x:x:x:d.d.d.d

x - [0 to FFFF]H

d - [0 to 255]D

port

Specifies the UDP port used by the peer.

statistics

Specifies to clear only the peer statistics with all sessions remaining active.

Platforms

7750 SR, 7750 SR-e, 7750 SR-s, VSR

peer

Syntax

peer *ip-address* [**udp-port** *port*] [**ip**]

peer *ip-address* **statistics** [**udp-port** *port*] [**ip**]

peer [**draining**] [{**blacklisted** | **selectable** | **unreachable**}]

Context

[Tree] (show>router>l2tp peer)

Full Context

show router l2tp peer

Description

This command displays information regarding all configured L2TP peers.

If this command is executed without specifying a peer IP address, then a list of all L2TP peers are listed along with the type of transport used and statistics on the total number of tunnels and sessions, as well as the number of active tunnels and sessions.

If this command is executed with a specific peer IP address, then a detailed view for that peer is displayed.

Parameters

ip-address

Specifies the L2TP peer address.

port

Specifies the UDP port for the L2TP peer. This parameter is only supported with L2TPv2 peers.

ip

Displays peers using IP transport.

statistics

Displays the statistics for the given IP address.

draining

Displays only peers with draining tunnels.

blacklisted

Displays peers that are denylisted.

selectable

Displays peers that are selectable.

unreachable

Displays peers that are deemed unreachable.

Platforms

7450 ESS, 7750 SR, 7750 SR-a, 7750 SR-e, 7750 SR-s, VSR

Output

The following output is an example of L2TP peer operational information.

Sample Output

```
A:Dut-A# show router 200 l2tp peer
```

```

=====
L2TP Peers
=====
Peer IP                               Port  Tun Active Ses Active
                                Drain Reachability Tun Total  Ses Total
-----
10.1.1.2                               ip    1      1
                                1      1
-----
No. of peers: 1
=====

A:Dut-A# show router 200 l2tp peer 10.1.1.2 ip
=====
Peer IP: 10.1.1.2
=====
Roles capab/actual: LAC LNS / - -    Draining      : false
Tunnels             : 1                Tunnels Active : 1
Sessions            : 1                Sessions Active : 1
Reachability        : reachable         Time Unreachable : N/A
=====
Conn ID   Loc-Tu-ID Rem-Tu-ID State           Blacklist-state  Ses Active
  Group                                     Assignment
-----
221118464 3374      0      established    not-blacklisted  1
v3-group-1
tun-1-l2tp-v3
-----
No. of tunnels: 1
=====

*A:Fden-Dut2-BSA2# show router l2tp peer 10.0.0.1 statistics
=====
Peer IP: 10.0.0.1
=====
tunnels                               : 1
tunnels active                         : 1
sessions                               : 1
sessions active                        : 1

rx ctrl octets                         : 541
rx ctrl packets                        : 5
tx ctrl octets                         : 272
tx ctrl packets                        : 5
tx error packets                       : 0
rx error packets                       : 0
rx accepted msg                        : 4
rx duplicate msg                       : 0
rx out of window msg                   : 0

acceptedMsgType
  StartControlConnectionRequest        : 1
  StartControlConnectionConnected      : 1
  IncomingCallRequest                  : 1
  IncomingCallConnected                : 1
  ZeroLengthBody                       : 1
originalTransmittedMsgType
  StartControlConnectionReply          : 1
  IncomingCallReply                    : 1
  ZeroLengthBody                       : 3

last cleared time                      : N/A
=====

```

peer

Syntax

```
peer ip-address [udp-port port]
peer ip-address statistics [udp-port port]
peer [draining] [blacklisted | selectable | unreachable]
```

Context

[\[Tree\]](#) (show>router>l2tp peer)

Full Context

```
show router l2tp peer
```

Description

This command displays L2TP peer operational information.

Parameters

ip-address

Specifies the IP dress for the L2TP peer.

Values		
ipv4-address		a.b.c.d
ipv6-address		x:x:x:x:x:x (eight 16-bit pieces) x:x:x:x:x:d.d.d.d x - [0 to FFFF]H d - [0 to 255]D
draining		keyword
statistics		keyword
<i>port</i>		[1 to 65535]

port

Specifies the local UDP port of this L2TP.

Values 1 to 65535

draining

Specifies to display information about the L2TP peer being drained.

blacklisted

Specifies to display information about the peer has been deemed unreachable and has been put in the tunnel selection denylist.

selectable

Specifies to display information about the peer has been deemed unreachable for the time specified in `tmnxL2tpXtTuSelBlacklistMaxTime` and can now be selected for a single session, after which the reachability of the peer is reevaluated.

unreachable

Specifies to display information about the `sysUpTime` when the peer was deemed unreachable for the last time.

Platforms

7450 ESS, 7750 SR, 7750 SR-a, 7750 SR-e, 7750 SR-s, VSR

Output

The following output is an example of L2TP peer information.

Sample Output

```

show router l2tp peer 10.100.0.2
=====
Peer IP: 10.100.0.2
=====
Roles capab/actual: LAC LNS /LAC -   Draining      : false
Tunnels           : 1                Tunnels Active : 0
Sessions          : 1                Sessions Active : 0
Reachability      : blacklisted      Time Unreachable : 01/31/2013 08:55:06
Time Blacklisted  : 01/31/2013 08:55:06 Remaining (s) : 34
=====
Conn ID           Loc-Tu-ID Rem-Tu-ID State           Ses Active
Group            Assignment
-----
977207296        14911    0         closed           0
  base_lac_base_lns
    t1
-----
No. of tunnels: 1
=====

show router l2tp tunnel detail
=====
L2TP Tunnel Status
=====
Connection ID: 831782912
State       : closedByPeer
IP          : 10.0.0.1
Peer IP     : 10.100.0.2
Tx dst-IP  : 10.100.0.2
Rx src-IP   : 10.100.0.2
Name        : lac
Remote Name :
Assignment ID: t1
Group Name  : base_lac_base_lns
Acct. Policy : l2tp-base
Error Message: N/A

Tunnel ID      : 12692          Remote Conn ID   : 4294901760
UDP Port       : 1701          Remote Tunnel ID : 65535
Preference     : 50           Remote UDP Port  : 1701
                                   Receive Window    : 64
  
```

```

Hello Interval (s): 300
Idle T0 (s)       : 5
Max Retr Estab   : 5
Session Limit    : 32767
Transport Type   : udpIp
Time Started     : 01/31/2013 08:56:58
Time Established : N/A
Stop CCN Result  : reqShutDown
Blacklist-state  : blacklisted
Blacklist Time   : 01/31/2013 08:56:58
Destruct T0 (s) : 60
Max Retr Not Estab: 5
AVP Hiding      : sensitive
Challenge       : never
Time Idle       : 01/31/2013 08:56:58
Time Closed     : 01/31/2013 08:56:58
General Error   : noError
Remaining (s)   : 49
-----
No. of tunnels: 1
=====
  
```

peer

Syntax

peer *ip-address* [**udp-port** *port*] [**ip**]

Context

[Tree] (clear>router>l2tp peer)

Full Context

clear router l2tp peer

Description

This command clears L2TP peer data.

Parameters

ip-address

Clears the peers associated with the specified IP address.

Values

ipv4-address: a.b.c.d

ipv6-address: x:x:x:x:x:x:x (eight 16-bit pieces)

x:x:x:x:x:d.d.d.d

x: [0 to FFFF]H

d: [0 to 255]D

port

Clears the peers associated with the specified UDP port.

Values 1 to 65535

Platforms

7450 ESS, 7750 SR, 7750 SR-a, 7750 SR-e, 7750 SR-s, VSR

```
peer
```

Syntax

```
peer ip-address [udp-port port] [ip]
```

Context

[\[Tree\]](#) (tools>perform>router>l2tp peer)

Full Context

```
tools perform router l2tp peer
```

Description

This command configures performance tools for an L2TP peer.

Parameters

ip-address

Specifies the IP address of the L2TP peer.

port

Specifies the UDP port for the L2TP peer. This parameter is only supported with L2TPv2 peers.

ip

Enables performance tools for peers using IP transport.

Platforms

7450 ESS, 7750 SR, 7750 SR-a, 7750 SR-e, 7750 SR-s, VSR

```
peer
```

Syntax

```
peer [ip-int-name]
```

Context

[\[Tree\]](#) (show>router>rip peer)

Full Context

```
show router rip peer
```

Description

This command displays RIP peer information.

Parameters

ip-int-name

Displays peer information for the specified IP peer interface name, up to 32 characters.

Default display peers for all interfaces

Platforms

All

Output

[Table 345: RIP Peer Output Fields](#) describes the command output fields for a RIP peer.

Table 345: RIP Peer Output Fields

Label	Description
Peer IP Addr	The IP address of the peer router.
Interface Name	The peer interface name.
Version	The version of RIP running on the peer.
Last Update	The number of days since the last update.
No. of Peers	The number of RIP peers.

The following output is an example of RIP peer information.

Sample Output

```
A:ALA-A# show router rip peers
=====
RIP Peers
=====
Peer IP Addr      Interface Name      Version      Last Update
-----
10.0.5.13         router-2/2          RIPv2        0
10.0.6.16         router-2/3          RIPv2        2
10.0.9.14         router-2/5          RIPv2        8
10.0.10.15        router-2/4          RIPv2        0
-----
No. of Peers: 4
=====
A:ALA-A#
```

peer

Syntax

peer [*peer-node-id*] [**detail**]

peer [*peer-node-id*] **statistics**

Context

[\[Tree\]](#) (show>router>gmpls peer)

Full Context

show router gmpls peer

Description

This command displays GMPLS peer information.

Parameters

peer-node-id

Specifies the control plane node ID of the neighboring GMPLS UNI-N node. This can be an IP address or a 32-bit unsigned integer.

Values {a.b.c.d | 1 to 4294967295}

detail

Keyword to request more detailed output.

statistics

Keyword to request peer statistics.

Platforms

7750 SR, 7750 SR-a, 7750 SR-e, 7750 SR-s, 7950 XRS

peer

Syntax

peer [*peer-node-id*] [**detail**]

peer *peer-node-id* **te-link**

Context

[\[Tree\]](#) (show>router>Imp peer)

Full Context

show router Imp peer

Description

This command displays LMP peer information.

Parameters

peer-node-id

Specifies the unique identifier for the LMP peer node.

Values a.b.c.d | 1 to 4294967295

detail

Keyword to display more detailed output.

te-link

Keyword to display TE links associated with the peer.

Platforms

7750 SR, 7750 SR-a, 7750 SR-e, 7750 SR-s, 7950 XRS

Output

The following output is an example of peer information, and [Table 346: Peer Output Fields](#) describes the peer output fields.

Sample Output

```
A:ALA-1# show router lmp peer 16843009
=====
LMP Peer 10.1.1.1 (16843009)
=====
Admin State:   : Out of Service      Oper State      : Down
Retrans Intvl : 5000 ms              Retry Limit     : 6
=====
A:ALA-1#
```

Table 346: Peer Output Fields

Label	Description
Admin State	The administrative state of the LMP peer node.
Oper State	The operational state of the LMP peer node.
Retrans Intvl	The configured interval between resubmitted LMP messages.
Retry Limit	The configured number of times LMP resends a message before restarting the process.

peer

Syntax

peer [*peer-node-id*] **statistics**

Context

[\[Tree\]](#) (clear>router>gmpls peer)

Full Context

clear router gmpls peer

Description

This command restarts or clears statistics for the GMPLS peer.

Parameters

peer-node-id

Specifies the peer node ID.

Values a.b.c.d | 1 to 4294967295

statistics

Clears statistics only.

Platforms

7750 SR, 7750 SR-a, 7750 SR-e, 7750 SR-s, 7950 XRS

peer

Syntax

peer [*peer-node-id*] [**detail**]

Context

[\[Tree\]](#) (tools>dump>router>gmpls peer)

Full Context

tools dump router gmpls peer

Description

This command dumps information about peer nodes. Configuring the *peer-node-id* parameter will only dump information about the specified peer node.

Parameters

peer-node-id

The identifier of the peer node.

Values a.b.c.d | 1 to 4294967295

detail

Keyword to output information in greater detail.

Platforms

7750 SR, 7750 SR-a, 7750 SR-e, 7750 SR-s, 7950 XRS

Output

The following output is an example of peer information.

Sample Output

```
*A:Dut-B-UNI-C>tools>dump>router>gmpls# peer 10.27.255.213
PEER: vrId 1 PeerAddr 10.27.255.213, AdminState: UP, OperState: UP, HelloState: UP
Total Peer Count: 1

*A:Dut-B-UNI-C>tools>dump>router>gmpls# peer 10.27.255.213 detail
PEER vrId 1 PeerAddr 10.27.255.213
AdminState: UP, OperState:UP, OperDownReason: N/A
LastChange: 02/04/2015 23:30:34, UpTime: 0d 15:12:39
HelloInterval: 3000msecs, LspHoldTime: 60secs
Flags: 0x30, HelloState: Up
SrcInst: 0xffffffff16, DstInst: 0x54d2ba31, PrevSrcInst: 0xffffffff16
PeerDownCount: 13, InstMismatchCount: 2, TimeoutCount: 0

Source: 192.0.2.01, Dest: 10.27.255.213 NextHop: 172.21.36.173 [If: 3]
Status: Up, MTU: 0, NumChngInNextHop: 0, LastChange: 02/05/2015 10:53:24

GrHEpoch: 0x5b298, RestartTime: 4294967295, RecoveryTime: 90000
PrevDstInst: 0x0, InvokedCount: 12, ScanEvent: N [N N]

RefreshReduction:
Local - MsgId: Enabled, AckDesired: Enabled, Srefresh: Enabled, Epoch: 3236554
Remote -MsgId: Supported, Srefresh: Supported, Epoch: 13810201, HighestMsgIdRx:
3670
NumTxMsgIds: 4, NumRxMsgIds: 4
NumOutOfOrderMsg: 0, NumRetransmittedMsg: 11, NumPendingAckNack: 0
NextSrefresh: 9sec

DownstreamSessionCount: 2, UpstreamSessionCount: 2
Path Timeouts: 0, Resv Timeouts: 0

Packet Statistics:
Hello Tx   : 17           Hello Rx   : 19338
Path Tx    : 194          Path Rx    : 424
PathErr Tx : 0            PathErr Rx : 183
PathTear Tx: 5            PathTear Rx: 2
Resv Tx    : 22           Resv Rx    : 58
ResvErr Tx : 2            ResvErr Rx : 0
ResvTear Tx: 0            ResvTear Rx: 0
Notify Tx  : 0            Notify Rx  : 5
Srfresh Tx : 1946         Srfresh Rx: 1933
Ack Tx     : 2157         Ack Rx     : 2170
-----
Total Peer Count: 1
```

peer

Syntax

peer *peer-node-id*

Context

[\[Tree\]](#) (tools>dump>router>Imp peer)

Full Context

```
tools dump router Imp peer
```

Description

This command dumps information about a specific LMP peer.

Parameters

peer-node-id

An identifier for the LMP peer node. This may be an IPv4-formatted address or a 32-bit unsigned integer.

Values a.b.c.d | 1 to 4294967295

Platforms

7750 SR, 7750 SR-a, 7750 SR-e, 7750 SR-s, 7950 XRS

peer

Syntax

```
peer [ip-address] [statistics]
```

Context

[\[Tree\]](#) (clear>router>ldp peer)

Full Context

```
clear router ldp peer
```

Description

This command restarts or clears statistics for LDP targeted peers.

Parameters

ip-address

The IP address of a targeted peer.

statistics

Clears only the statistics for a targeted peer.

Platforms

All

peer

Syntax

peer *ip-address*

Context

[\[Tree\]](#) (tools>dump>router>ldp peer)

Full Context

tools dump router ldp peer

Description

This command dumps information for an LDP peer.

Platforms

All

peer

Syntax

peer [*ip-address*] [**detail**]

Context

[\[Tree\]](#) (show>router>pcep>pcc peer)

Full Context

show router pcep pcc peer

Description

This command displays the PCEP peer information.

Parameters

ip-address

Specifies the IP address.

Values a.b.c.d

detail

Specifies detailed information.

Platforms

All

Output

PCEP Peer Output

[Table 347: PCEP Peer Output Fields](#) describes PCEP Peer output fields.

Sample Output

```
*A:cses-V23# show router pcep pcc peer
=====
PCEP Path Computation Client (PCC) Peer Info
=====
IP Address           : 192.168.0.10
Admin Status        : Down           Oper Status           : Down
Peer Capabilities   : (Not Specified)
Speaker ID          : (Undefined)
Sync State          : not-initialized Peer Overloaded       : False
Session Establish Time: 0d 00:00:00
Oper Keepalive      : N/A           Oper DeadTimer        : N/A
=====
```

Table 347: PCEP Peer Output Fields

Label	Description
IP Address	Specifies the IP address.
Peer Capabilities	Specifies the peer capabilities.
Speaker ID	Specifies the sender IP address.
Sync State	Specifies the synchronization state.
Peer Overload	Specifies the peer overload.
Session Establish Time	Specifies the session establish time.
Oper Keepalive	Specifies the operational keepalive value.
Oper DeadTimer	Specifies the operational dead timer value.

peer

Syntax

peer [*ip-address*] [**group** *group-name*] [**detail**]

Context

[\[Tree\]](#) (show>router>msdp peer)

Full Context

show router msdp peer

Description

This command displays information about an MSDP peer.

Parameters

ip-address

Displays information about the specified IP address. If no IP address specified, information about all MSDP IP addresses display.

group group-name

Displays information about the specified group name. If no *group-name* is specified, information about all MSDP peers display.

detail

Displays detailed MSDP peer information.

Platforms

All

Output

The following is an example of MSDP peer information. [Table 348: MSDP Fields](#) provides MSDP field descriptions.

Sample Output

```
A:ALA-48# show router msdp peer
=====
MSDP Peers
=====
Peer          Local Address   State           Last State Change   SA Learnt
-----
10.20.1.1     10.20.1.6      Established 08/30/2002 03:22:131008
-----
Peers : 1
=====

A:ALA-48#

A:ALA-48# show router msdp peer detail
=====
MSDP Peers
-----
Peer Address      : 10.20.1.1
-----
Group Name        : None
Local Address     : 10.20.1.6
Last State Change : 08/30/2002 03:22:13 Last Act Src Limit : N/A
Peer Admin State  : Up           Default Peer      : No
Peer Connect Retry : 0             State             : Established
SA accepted       : 1008         SA received       : 709
State timer expires: 18           Peer time out     : 62
Active Source Limit: None         Receive Msg Rate  : 0
Receive Msg Time  : 0             Receive Msg Thd   : 0
Auth Status       : Disabled      Auth Key          : None
Export Policy     : None Specified / Inherited
Import Policy     : None Specified / Inherited
-----
Peers : 1
```

```
-----
A:ALA-48#
```

Table 348: MSDP Fields

Label	Description
Peer	The IP address of the peer.
Local Address	The local IP address.
State	The current state of the peer.
Last State Change	The date and time of the peer's last state change.
SA Learn	The number of SAs learned through a peer.

```
peer
```

Syntax

```
peer ip-address [router router-instance | service-name service-name] [detail]
```

Context

[\[Tree\]](#) (show>system>ptp peer)

Full Context

```
show system ptp peer
```

Description

This command displays information for a specific peer.

Parameters

ip-address

Specifies the IP address of the peer.

Values a.b.c.d

router-instance

Shows only the information for a specific router instance.

Values router-name – Base
 vprn-svc-id – 1 to 2147483647

service-name

Specifies the service name used to identify the router instance. The name can be up to 64 characters long.

detail

Displays detailed information.

Platforms

7450 ESS, 7750 SR, 7750 SR-a, 7750 SR-e, 7750 SR-s, 7950 XRS

Output

The following output is an example of PTP information for a single peer.

Sample Output

```
A:bk sim1620# show system ptp peer 6.1.1.2 router 5 detail
=====
IEEE 1588/PTP Peer Information
=====
Router Instance      : 5
IP Address           : 6.1.1.2           Announce Direction : rx+tx
Admin State          : up               G.8265.1 Priority   : n/a
Sync Interval        : 64 pkt/s
Local PTP Port       : 2                PTP Port State      : passive
Clock Id             : ac5dffffffe000000 Remote PTP Port     : 2
GM Clock Id          : ac5cffffffe000000 GM Clock Class      : 13
GM Clock Accuracy    : 0xfe (unknown)   GM Clock Variance   : ffff (not computed)
GM Clock Priority1    : 128              GM Clock Priority2   : 128
Steps Removed        : 1                Parent Clock         : no
Tx Timestamp Point   : port             Rx Timestamp Point   : port
Last Tx Port         : 1/1/2            Last Rx Port         : 1/1/2
=====

IEEE 1588/PTP Unicast Negotiation Information
=====
IP Address   Dir Type   Rate      Duration State   Time
-----
6.1.1.2      Rx  Announce  1 pkt/2 s 300    Granted 09/01/2010 17:23:04
6.1.1.2      Tx  Announce  1 pkt/2 s 300    Granted 09/01/2010 17:23:04
=====

IEEE 1588/PTP Packet Statistics
=====
                                     Input      Output
-----
PTP Packets                          253        11
Announce                             243         1
Sync                                  0           0
Follow Up                             0           0
Delay Request                         0           0
Delay Response                        0           0
Signaling                             10         10
  Request TLVs                         6           4
    Announce                           6           4
    Sync                                0           0
    Delay Response                      0           0
  Grant TLVs (Granted)                 4           6
    Announce                           4           6
    Sync                                0           0
    Delay Response                      0           0
  Grant TLVs (Rejected)                0           0
    Announce                           0           0
    Sync                                0           0
    Delay Response                      0           0
  Cancel TLVs                          0           0
    Announce                           0           0
```

Sync	0	0
Delay Response	0	0
Ack Cancel TLVs	0	0
Announce	0	0
Sync	0	0
Delay Response	0	0
Other TLVs	0	0
Other	0	0
Discards	0	0
Bad PTP domain	0	0
Alternate Master	0	0
Out Of Sequence	0	0
Peer Disabled	0	0
Other	0	0
=====		

peer

Syntax

peer *ip-address*

Context

[\[Tree\]](#) (clear>redundancy>multi-chassis>mcr>statistics peer)

Full Context

clear redundancy multi-chassis mc-ring statistics peer

Description

This command clears multi-chassis ring peer statistics.

Parameters

ip-address

Clears ring peer statistics for the specified IP address.

- Values**
- ipv4-address: a.b.c.d
 - ipv6-address:
 - x:x:x:x:x:x (eight 16-bit pieces)
 - x:x:x:x:x:d.d.d.d
 - x – [0 to FFFF] H
 - d – [0 to 255] D

Platforms

All

peer

Syntax

peer *ip-address* [**router** *router-instance* | **service name** *service-name*] **statistics**

Context

[\[Tree\]](#) (clear>system>ptp peer)

Full Context

clear system ptp peer

Description

This command clears PTP peer information.

Parameters

ip-address

Clears information specific to the address of the PTP 1588 peer.

Values a.b.c.d

router-instance

Clears information that is specific to a virtual router instance. The router instance can be up to 32 characters.

service-name

Clears information that is specific to a service name. The service name can be up to 64 characters.

statistics

Clears statistics information of the specified IP address.

Platforms

7450 ESS, 7750 SR, 7750 SR-a, 7750 SR-e, 7750 SR-s, 7950 XRS

peer

Syntax

peer [*ip-int-name*]

Context

[\[Tree\]](#) (show>router>ripng peer)

Full Context

show router ripng peer

Description

This command displays RIPng peer information.

Parameters

ip-int-name

Displays peer information for peers on the specified IPv6 interface.

Default display peers for all interfaces

Platforms

All

Output

The following is an example of RIPng peer information.

Sample Output

```
*A:Dut-C>config>router>if# show router ripng peer
=====
RIP-NG Peers
=====
Peer IP Addr          Version  Last Update
  Interface Name
-----
fe80::6629:ffff:fe00:0  ripNg-v1  0
  one
fe80::6629:ffff:fe00:0  ripNg-v1  0
  two
fe80::6629:ffff:fe00:0  ripNg-v1  0
  three
fe80::6629:ffff:fe00:0  ripNg-v1  0
  four
-----
No. of Peers: 4
=====
*A:Dut-C>config>router>if# show router ripng peer "one"
=====
RIP-NG Peers
=====
Peer IP Addr          Version  Last Update
  Interface Name
-----
fe80::6629:ffff:fe00:0  ripNg-v1  0
  one
-----
No. of Peers: 1
=====
```

peer

Syntax

```
peer [peer-address {ip-address | ipv6-address}] [router router-instance] [local-address {ip-address | ipv6-address}]
```

Context

[Tree] (show>subscr-mgmt>pfcpeer)

Full Context

show subscriber-mgmt pfcpeer

Description

This command displays connectivity details for a specific PFCpeer connection to a peer and the PFCpeer association to which the peer is linked. Multiple connections can exist per PFCpeer association.

Parameters

ip-address

Specifies the peer or local IPv4 address.

Values a.b.c.d

ipv6-address

Specifies the peer or local IPv6 address.

Values x:x:x:x:x:x:x (eight 16-bit pieces)
 x:x:x:x:x:d.d.d.d
 x - [0 to FFFF]H
 d - [0 to 255]D

router-instance

Specifies the identifier of the router where the peer is terminated.

Values *router-name* – base
vprn-svc-id – 1 to 2147483647

Platforms

7450 ESS, 7750 SR, 7750 SR-a, 7750 SR-e, 7750 SR-s, VSR

Output

The following example shows output of the **show subscriber-mgmt PFCpeer** command.

Sample Output

```
A:BNG-UPF# show subscriber-mgmt pfcpeer
=====
PFCpeer Peers
=====
Peer router           : 990002
Peer Address         : 17.17.17.10
Local Address        : 192.0.2.11
Association          : bng-cpf
Path Mgmt State      : up
Restoration Timer Expiry : (Not Specified)
Restart Reason       : none
=====
```

```
No. of PFCP Peers: 1
```

```
peer
```

Syntax

```
peer ip-address statistics
```

Context

[\[Tree\]](#) (clear>service>id>ptp peer)

Full Context

```
clear service id ptp peer
```

Description

This command clears PTP peer information.

Parameters

ip-address

Specifies the IP address.

Values a.b.c.d

statistics

Clears statistics information of the specified peer.

Platforms

7450 ESS, 7750 SR, 7750 SR-a, 7750 SR-e, 7750 SR-s, 7950 XRS

```
peer
```

Syntax

```
peer peer-node-id
```

Context

[\[Tree\]](#) (clear>router>lmp peer)

Full Context

```
clear router lmp peer
```

Description

This command clears LMP peer statistics.

Parameters

peer-node-id

Specifies the LMP peer node ID. This ID can be an IP address or a 32-bit unsigned integer.

Values a.b.c.d | 1 to 4294967295

Platforms

7750 SR, 7750 SR-a, 7750 SR-e, 7750 SR-s, 7950 XRS

peer

Syntax

peer [*ip-address*] **statistics**

Context

[\[Tree\]](#) (clear>router>pcep>pcc peer)

Full Context

clear router pcep pcc peer

Description

This command clears PCEP PCC peer statistics.

Parameters

ip-address

Specifies the IP address.

Values a.b.c.d

statistics

Clears PCEP PCC peer statistics.

Platforms

All

19.31 peer-profile

peer-profile

Syntax

peer-profile [*profile-name*]

peer-profile *profile-name* associations

Context

[Tree] (show>subscr-mgmt>gtp peer-profile)

Full Context

show subscriber-mgmt gtp peer-profile

Description

This command displays GTP peer profile information.

Parameters

profile-name

Specifies the name that identifies the profile.

associations

Specifies the associated contexts for the specified peer profile.

Platforms

7750 SR, 7750 SR-e, 7750 SR-s, VSR

Output

The following is an example of GTP peer profile information.

Sample Output

```

Node# show subscriber-mgmt gtp peer-profile
=====
GTP peer profiles
=====
Name                Description
-----
default             (Not Specified)
default_s11         (Not Specified)
-----
No. of profiles: 2
=====
Node# show subscriber-mgmt gtp peer-profile "default_s11"
=====
GTP peer profile "default_s11"
=====
Description          : (Not Specified)
Retransmit timeout (s) : 5
Retransmit retries   : 3
Keepalive interval (s) : 60
Keepalive retries    : 4
Keepalive retry timeout (s) : 5
Time to live         : 255
IPv4 MTU             : 1400
Interface type       : s11
Charging char home UE : (None)
Charging char roaming UE : (None)
Session hold time (s) : 30
Report WLAN location : disabled
Procotol Config Options I.E.: pco
  
```



```

Python policy           : (Not Specified)
Radio Access Technology type: wlan
Last management change  : 05/31/2018 11:05:46
GGSN uplink GBR (Kbps)  : 5000
GGSN uplink MBR (Kbps)  : 5000
GGSN downlink GBR (Kbps) : 2000
GGSN downlink MBR (Kbps) : 2000
GGSN Alloc/Retention Prio : 1
GGSN uplink AMBR (Kbps) : (Not Specified)
GGSN downlink AMBR (Kbps) : (Not Specified)
GGSN last management change : 05/31/2018 11:05:46
PGW uplink GBR (Kbps)   : 0
PGW uplink MBR (Kbps)   : 0
PGW downlink GBR (Kbps) : 0
PGW downlink MBR (Kbps) : 0
PGW Alloc/Retention Prio : 1
PGW Qos Class ID       : 8
PGW uplink AMBR (Kbps)  : 10000
PGW downlink AMBR (Kbps) : 20000
PGW last management change : 05/31/2018 11:05:46
MME uplink GBR (Kbps)   : 0
MME uplink MBR (Kbps)   : 0
MME downlink GBR (Kbps) : 0
MME downlink MBR (Kbps) : 0
MME Alloc/Retention Prio : 1
MME Qos Class ID       : 8
MME uplink AMBR (Kbps)  : 10000
MME downlink AMBR (Kbps) : 20000
MME last management change : 05/31/2018 11:05:46
=====
  
```

19.32 peer-profile-map

peer-profile-map

Syntax

peer-profile-map

Context

[\[Tree\]](#) (show>router>gtp>s11 peer-profile-map)

Full Context

show router gtp s11 peer-profile-map

Description

This command displays the peer profile mapping that is used to connect to S11 peers.

Platforms

7750 SR, 7750 SR-e, 7750 SR-s, VSR

Output

The following is an example of GTP peer profile map information.

Sample Output

```
Node# show router 20 gtp s11 peer-profile-map
=====
Peer profile map
=====
Address prefix                               Profile
-----
0.0.0.0/0                                     default_s11
192.2.0.0/24                                 specific_profile
-----
No. of address prefixes: 2
=====
```

peer-profile-map

Syntax

peer-profile-map

Context

[\[Tree\]](#) (show>router>gtp>uplink peer-profile-map)

Full Context

show router gtp uplink peer-profile-map

Description

This command displays the peer profile map.

Platforms

7750 SR, 7750 SR-e, 7750 SR-s, VSR

19.33 peers

peers

Syntax

peers [**router** *router-instance* | **service-name** *service-name*] [**detail**]

Context

[\[Tree\]](#) (show>system>ptp peers)

Full Context

show system ptp peers

Description

This command displays summary information for all the PTP peers.

Parameters

router-instance

Shows only the information for a specific router instance.

Values router-name – Base
 vprn-svc-id – 1 to 2147483647

service-name

Specifies the service name used to identify the router instance. The name can be up to 64 characters long.

detail

Displays detailed information.

Platforms

7450 ESS, 7750 SR, 7750 SR-a, 7750 SR-e, 7750 SR-s, 7950 XRS

Output

The following output is an example of PTP information for all peers.

Sample Output

```
*A:bksim1618# show system ptp peers
=====
IEEE 1588/PTP Peer Information
=====
Router
  IP Address                Anno Flow Admin State PTP Port State Parent Clock
-----
Base
  10.4.1.21                 tx          n/a          master          no
  1
  10.2.1.20                 rx+tx      up           master          no
  10.3.1.19                 rx          up           slave           yes
  2
  10.1.1.21                 tx          n/a          master          no
-----
No. of PTP Peers: 4
=====

*A:bksim1618# show system ptp peers router Base
=====
IEEE 1588/PTP Peer Information
=====
Router
  IP Address                Anno Flow Admin State PTP Port State Parent Clock
-----
```

```

Base
 10.4.1.21          tx          n/a          master       no
-----
No. of PTP Peers: 1
=====

*A:bksim1618# show system ptp peers router 1
=====
IEEE 1588/PTP Peer Information
=====
Router
  IP Address          Anno Flow Admin State PTP Port State Parent Clock
-----
1
 10.2.1.20           rx+tx    up          master       no
 10.3.1.19           rx       up          slave        yes
-----
No. of PTP Peers: 2
=====

*A:bksim1618# show system ptp peers detail
=====
IEEE 1588/PTP Peer Information
=====
Router      : Base
IP Address  : 10.4.1.21      Announce Direction : tx
Admin State : n/a           G.8275.1 Priority  : 128
Local PTP Port : 3           PTP Port State     : master
Clock Id    : ac65fffffe000000 Remote PTP Port    : 1
-----
Router      : 1
IP Address  : 10.2.1.20     Announce Direction : rx+tx
Admin State : up           G.8275.1 Priority  : 128
Local PTP Port : 2           PTP Port State     : master
Clock Id    : ac5effffffe000000 Remote PTP Port    : 1
Locked Out  : no           Time Remaining     : n/a
-----
Router      : 1
IP Address  : 10.3.1.19     Announce Direction : rx
Admin State : up           G.8275.1 Priority  : 128
Local PTP Port : 1           PTP Port State     : slave
Clock Id    : ac5dfffffe000000 Remote PTP Port    : 1
GM Clock Id : ac5dfffffe000000 GM Clock Class     : 13
GM Clock Accuracy : unknown GM Clock Variance  : ffff (not computed)
GM Clock Priority1: 0       GM Clock Priority2 : 128
Steps Removed : 0         Parent Clock       : yes
Locked Out    : no         Time Remaining     : n/a
-----
Router      : 2
IP Address  : 10.1.1.21     Announce Direction : tx
Admin State : n/a           G.8275.1 Priority  : 128
Local PTP Port : 4           PTP Port State     : master
Clock Id    : ac65fffffe000000 Remote PTP Port    : 1
=====

*A:bksim1618# show system ptp peers router 1 detail
=====
IEEE 1588/PTP Peer Information
=====
Router      : 1
IP Address  : 10.2.1.20     Announce Direction : rx+tx
  
```

```

Admin State      : up                G.8275.1 Priority : 128
Local PTP Port   : 2                PTP Port State    : master
Clock Id        : ac5effffffe000000 Remote PTP Port   : 1
-----
Router          : 1
IP Address      : 10.3.1.19         Announce Direction : rx
Admin State     : up                G.8275.1 Priority : 128
Local PTP Port  : 1                PTP Port State     : slave
Clock Id       : ac5dfffffe0000000 Remote PTP Port     : 1
GM Clock Id    : ac5dfffffe0000000 GM Clock Class     : 13
GM Clock Accuracy : unknown        GM Clock Variance  : ffff (not computed)
GM Clock Priority1: 0              GM Clock Priority2 : 128
Steps Removed  : 0                Parent Clock       : yes
=====
  
```

19.34 peq

peq

Syntax

peq [*peq-slot*] [*chassis chassis-id*] [**detail**]

Context

[\[Tree\]](#) (show peq)

Full Context

show peq

Description

This command displays APEQ information.

Parameters

peq-slot

Specifies the APEQ slot identifier.

Values 1 to 12

chassis-id

Specifies the chassis ID for the router chassis.

Values 1 to 2

detail

Displays detailed information.

Platforms

7750 SR-12e, 7750 SR-s, 7950 XRS

Output

The following outputs are examples of PEQ information, and [Table 349: Output Fields: show peq](#) describes the output fields.

Sample Output: show peq

```
*A:Dut-A# show peq
=====
PEQ Summary
=====
```

Chassis/ Slot	Provisioned Type Equipped Type (if diff)	Admin State	Operational State	Input A B	Zone	Input Mode
1/1	apeq-dc-2000	up	down	Y Y	1	N/A
1/2	(not provisioned) apeq-dc-2000	up	unprovisioned	Y Y	1	N/A
1/3	apeq-dc-2000	up	up	Y Y	1	N/A
1/4	apeq-dc-2000	up	up	Y Y	1	N/A
1/5	apeq-dc-2000	up	up	Y Y	1	N/A
1/6	apeq-dc-2000	up	down	Y Y	1	N/A
1/7	apeq-dc-2000	up	down	Y Y	1	N/A
1/8	apeq-dc-2000	up	down	Y Y	1	N/A
1/9	apeq-dc-2000	up	down	Y Y	1	N/A
1/10	apeq-dc-2000	up	down	Y Y	1	N/A
1/11	apeq-dc-2000	up	down	Y Y	1	N/A
1/12	apeq-dc-2000	up	down	Y Y	1	N/A
2/1	apeq-dc-2000 (not equipped)	up	provisioned	- -	2	N/A

```
=====
```

Sample Output: show peq <peq-slot> detail

```
*A:Dut-A# show peq 1 detail
=====
PEQ 1
=====
```

Slot	Provisioned Type Equipped Type (if diff)	Admin State	Operational State	Input A B	Zone	Input Mode
1	apeq-dc-2000	down	down	Y N	1	N/A

```
-----
Hardware Data
Part number           : 3HE07114AARA01
CLEI code             : IPUPAJHUAA
Serial number         : NS1250G0116
Manufacture date      : 12202012
Manufacturing deviations : (Not Specified)
Manufacturing assembly number: 8205320107
Time of last boot     : 2014/01/07 11:01:44
Current alarm state    : alarm active
=====
```

Sample Output: show peq detail

In the following example, the entries for PEQ 2 to PEQ 11 are not shown.

```
*A:Dut-A# show peq detail
=====
```

```

PEQ 1
=====
Slot   Provisioned Type           Admin Operational   Input   Zone   Input
      Equipped Type (if diff)  State State          A B     Zone   Mode
-----
1/1    apeq-dc-2000                down  down            Y N     1     N/A

Hardware Data
Part number           : 3HE07114AARA01
CLEI code             : IPUPAJHUAA
Serial number         : NS1250G0116
Manufacture date      : 12202012
Manufacturing deviations : (Not Specified)
Manufacturing assembly number: 8205320107
Time of last boot     : 2014/01/07 11:01:44
Current alarm state   : alarm active

=====
...

PEQ 12
=====
Slot   Provisioned Type           Admin Operational   Input   Zone   Input
      Equipped Type (if diff)  State State          A B     Zone   Mode
-----
12     apeq-dc-2000                up    up            Y N     1     N/A

Hardware Data
Part number           : 3HE07114AARA01
CLEI code             : IPUPAJHUAA
Serial number         : NS1250G0115
Manufacture date      : 12202012
Manufacturing deviations : (Not Specified)
Manufacturing assembly number: 8205320107
Time of last boot     : 2014/01/07 11:01:44
Current alarm state   : alarm active

=====

```

Output Fields: show peq

Table 349: Output Fields: show peq

Label	Description
Slot	The number of the slot in which the APEQ is installed.
Provisioned Type Equipped Type (if different)	The APEQ type provisioned.
Admin State	The administrative state.
Operational State	The operational state.
Input	Specifies the input battery feed: A, or B.
Zone	Specifies the chassis power zone.

Label	Description
Hardware Data:	
Part number	The APEQ part number.
CLEI code	The APEQ CLEI code.
Serial number	The APEQ serial number.
Manufacture date	The date the APEQ was manufactured.
Manufacturing deviations	Specifies any manufacturing deviations.
Manufacturing assembly number	The APEQ assembly number.
Administrative state	Specifies the administrative state of the APEQ.
Operational state	Specifies the operational state of the APEQ.
Time of last boot	Indicates the time stamp of the last system restart.
Current alarm state	Indicates the current alarm state.

19.35 per-link-hash

per-link-hash

Syntax

per-link-hash [class {1 | 2 | 3}]

per-link-hash port *port-id*

Context

[\[Tree\]](#) (show>lag per-link-hash)

Full Context

show lag per-link-hash

Description

This command displays LAG per-link hash information.

Parameters

port-id

Displays information about a specified LAG link-map profile.

Values 1 to 32 (VSR)

1 to 64 (all other platforms)

Platforms

All

Output

The following example shows per-link hash SAP information.

[Table 350: Show Per-Link-Hash SAP Output Fields](#) describes per-link hash SAP output fields.

Sample Output

```

show lag 1 associations per-link-hash sap [class]
=====
SAP Associations
=====
SvcId      SAP                Active Link          Oper
Class     Weight
-----
10         lag-1:1            1/1/c1/1            1      111
10         lag-1:2            1/2/c1/1            2      222
10         lag-1:4            2/1/c1/4            2      333
10         lag-1:10           1/1/c1/1            3      444
10         lag-1:99           1/1/c1/1            2     1000
30         lag-1:31           1/1/c1/1            1        1
40         lag-1:41           1/2/c1/1            1      512
=====
Number of SAP associations: 7
=====

```

Table 350: Show Per-Link-Hash SAP Output Fields

Label	Description
SvcID	The associated service ID
SAP	The associated LAG ID
Active Link	The associated SAP ID
Oper Class	The per-link-hash class
Weight	The per-link-hash weight
Number of SAP associations	The total number of SAPs associated with the specified LAG ID

The following example shows per hash link Vport information.

[Table 351: Show Per-Link-Hash Vport Output Fields](#) describes per hash link Vport output fields.

```

show lag 1 associations per-link-hash vport
=====
VPort Associations
=====
VPort Name                Active Link

```

```
-----
my_vport_lag1          1/1/c1/1
my_vport_lag1bis      1/2/c1/1
my_vport_lag1_extra1  2/1/c1/4
my_vport_lag1_extra2  1/2/c1/1
my_vport_lag1_extra3  2/1/c1/4
=====
Number of VPort associations: 5
=====
```

Table 351: Show Per-Link-Hash Vport Output Fields

Label	Description
Vport Name	The name of the virtual port
Active Link	The associated SAP ID
Number of Vport associations	The total number of Vports associated with the specified LAG ID

The following is an example of service subscriber host Vport information.

```
show service id subscriber-hosts detail
=====
Subscriber Host table
=====
Sap
IP Address
MAC Address          PPPoE-SID      Origin      Fwding State
Subscriber
-----
Lag-1:4
10.2.2.41
00:00:00:00:00:14    N/A          DHCP        Fwding
subscr2
-----
Subscriber-interface : subscr_lag1
Group-interface     : group_lag1
Sub Profile         : sub_profile
SLA Profile         : sla_profile
Egress Vport       : my_vport_lag1
LAG Active Link     : 1/1/c1/1
-----
```

Table 352: Show Service Subscriber Hosts Detailed Output Fields

Label	Description
Sap	The LAG ID
IP Address	The subscriber host IP address
MAC Address	The subscriber host 48-bit MAC address
Subscriber	The associated subscriber profile name

Label	Description
PPPoE-SID	The PPPoE address of the segment identifier (SID)
Origin	The protocol or mechanism that created the service
Fwding State	The forwarding state
Subscriber-interface	The subscriber interface name associated with this service ID
Group-interface	The group interface name associated with this service ID
Sub Profile	The subscriber profile associated with this service ID
SLA Profile	The service level profile associated with this service ID
Egress Vport	The egress Vport name associated with this service ID
LAG Active Link	The associated SAP ID

19.36 per-peer-queuing

per-peer-queuing

Syntax

`per-peer-queuing [detail]`

Context

[\[Tree\]](#) (show>system>security per-peer-queuing)

Full Context

show system security per-peer-queuing

Description

This command enables or disables CPM hardware queuing per peer. TTL security only operates when per-peer-queuing is enabled.

Platforms

All

Output

The following is an example of per peer queuing information.

[Table 353: Show Per-Peer-Queuing Output Fields](#) describes per-peer-queuing output fields.

Sample Output

```
A:ALA-48# show system security per-peer-queuing
=====
CPM Hardware Queuing
=====
Per Peer Queuing      : Enabled
Total Num of Queues   : 8192
Num of Queues In Use  : 2
=====
A:ALA-48# configure
```

Table 353: Show Per-Peer-Queuing Output Fields

Label	Description
Per Peer Queuing	Displays the status (enabled or disabled) of CPM hardware queuing per peer.
Total Num of Queues	Displays the total number of hardware queues.
Num of Queues In Use	Displays the total number of hardware queues in use.

per-peer-queuing

Syntax

per-peer-queuing

Context

[\[Tree\]](#) (show>system>security per-peer-queuing)

Full Context

show system security per-peer-queuing

Description

This command displays the number of queues in use by the Qchip, which in turn is used by PPQ, CPM filter, SAP, and so on.

Platforms

All

Output

The following is an example of per peer queuing information.

[Table 354: Show per-peer-queuing Output Fields](#) describes the per-peer-queuing output fields.

Sample Output

```
A:ALA-48>show>system>security# per-peer-queuing
=====
CPM Hardware Queuing
=====
Per Peer Queuing      : Enabled
Total Num of Queues   : 8192
Num of Queues In Use  : 0
=====
A:ALA-48>show>system>security#
```

Table 354: Show per-peer-queuing Output Fields

Label	Description
Per Peer Queuing	Displays whether per-peer-queuing is enabled or disabled. When enabled, a peering session is established and the router will automatically allocate a separate CPM hardware queue for that peer. When disabled, no hardware queuing per peer occurs.
Total Num of Queues	Displays the total number of CPM hardware queues.
Num of Queues In Use	Displays the number of CPM hardware queues that are in use.

19.37 perform

perform

Syntax

perform

Context

[\[Tree\]](#) (tools perform)

Full Context

tools perform

Description

Commands in this context perform troubleshooting operations.

Platforms

All

19.38 performance

performance

Syntax

performance mda *mda-id* **last** *time-span* *time-unit*

Context

[\[Tree\]](#) (tools>dump>wlan-gw>isa performance)

Full Context

tools dump wlan-gw isa performance

Description

This command generates an overview of the processing load and data processed by the specified ISA over a period of time. The following time periods are supported:

- last minute with seconds granularity
- last hour with minutes granularity
- last day with hours granularity
- last day with days granularity

Parameters

mda-id

Specifies the MDA for getting performance measurements in *slot/mda* format.

Values slot — 1 to 10
mda — 1 to 2

time-span

Specifies the period for which to get measurements.

Values 1 to 60 (sec), 1 to 60 (min), 1 to 24 (hrs), 1 (days)

time-unit

Specifies the period for which to get measurements.

Values sec, min, hrs, days

Platforms

7750 SR, 7750 SR-e, 7750 SR-s

Output

This command displays performance information.

Sample Output

```
Node# /tools dump wlan-gw isa performance mda 2/1 last 5 min
=====
Measurements for last 5 minutes on Slot #2 MDA #1
=====
Timestamp          |      Wait      Idle      Work | Total jobs | Total data
-----+-----+-----+-----+-----+-----
01/22/2018 10:14:04 |    99.47%    0.53%    0.00% |          0 |      - -
01/22/2018 10:13:41 |    99.46%    0.54%    0.00% |          3 |      3 Kb
01/22/2018 10:12:41 |    99.47%    0.53%    0.00% |          0 |      - -
01/22/2018 10:11:41 |    99.47%    0.53%    0.00% |          0 |      - -
01/22/2018 10:10:41 |    99.45%    0.55%    0.00% |          0 |      - -
=====
```

performance

Syntax

performance mda *mda-id last time-span time-unit*

Context

[\[Tree\]](#) (tools>dump>nat>isa performance)

Full Context

tools dump nat isa performance

Description

This command generates an overview of the processing load and data processed by the specified ISA over a period of time. The following time periods are supported:

- last minute with seconds granularity
- last hour with minutes granularity
- last day with hours granularity
- last 31 days with days granularity

Parameters

mda-id

Specifies the MDA for getting performance measurements in format *slot/mda*.

Values slot — 1 to 10
 mda — 1 to 2

time-span

Specifies the period for which to get measurements.

Values 1 to 60 (sec) | 1 to 60 (min) | 1 to 24 (hrs) | 1 to 31 (days)

time-unit

Specifies the period for which to get measurements.

Values sec | min | hrs | days

Platforms

7450 ESS, 7750 SR, 7750 SR-e, 7750 SR-s

19.39 persistence

persistence

Syntax

persistence

Context

[\[Tree\]](#) (tools>perform persistence)

Full Context

tools perform persistence

Description

Commands in this context configure downgrade parameters.

Platforms

All

19.40 persistent

persistent

Syntax

persistent

Context

[\[Tree\]](#) (show>system>telemetry persistent)

Full Context

show system telemetry persistent

Description

Commands in this context display persistent telemetry information.

Platforms

All

19.41 pfcf

pfcf

Syntax

pfcf

Context

[\[Tree\]](#) (show>subscr-mgmt pfcf)

Full Context

show subscriber-mgmt pfcf

Description

Commands in this context display all related PFCF information.

Platforms

7450 ESS, 7750 SR, 7750 SR-a, 7750 SR-e, 7750 SR-s, VSR

19.42 pfcf-association

pfcf-association

Syntax

pfcf-association *name* statistics

Context

[\[Tree\]](#) (clear>subscr-mgmt pfcf-association)

Full Context

```
clear subscriber-mgmt pfcf-association
```

Description

This command clears all message statistics associated with the specified PFCP association.

Parameters

name

Specifies the name of a PFCP association, up to 32 characters, for which information is cleared.

statistics

Specifies that statistics for the specified PFCP association are cleared.

Platforms

7450 ESS, 7750 SR, 7750 SR-a, 7750 SR-e, 7750 SR-s, VSR

19.43 pfcf-session

```
pfcf-session
```

Syntax

```
pfcf-session session-id session-id  
pfcf-session sap sap-id mac mac-address
```

Context

[\[Tree\]](#) (clear>subscr-mgmt pfcf-session)

Full Context

```
clear subscriber-mgmt pfcf-session
```

Description

This command locally clears a PFCP session, either by providing the session ID or the associated SAP ID and MAC address.



Note:

This command does not delete the session on the BNG CPF and should only be used as a last attempt to delete the PFCP sessions. It is always recommended to first attempt to gracefully delete the session from the BNG CPF.

Parameters

session-id

Specifies the locally assigned PFCP session ID, up to 20 characters.

sap-id

Specifies the SAP ID associated with the session.

Values		
null	<i>port-id bundle-id bpgrp-id lag-id aps-id</i>	
dot1q	<i>port-id bundle-id bpgrp-id lag-id aps-id pw-id eth-sat-id: [qtag1 cp-conn-prof-id]</i>	
qinq	<i>port-id bundle-id bpgrp-id lag-id pw-id eth-sat-id:[qtag1 cp- conn-prof-id].[qtag2 cp-conn-prof-id]</i>	
	cp	keyword
	<i>conn-prof-id</i>	1 to 8000
atm	<i>port-id aps-id [:vpi/vci vpi vpi1.vpi2 cp.conn-prof-id]</i>	
	cp	keyword
	<i>conn-prof-id</i>	1 to 8000
frame	<i>port-id aps-id:dldci</i>	
cisco-hdlc	<i>slot/mda/port.channel</i>	
cem	<i>slot/mda/port.channel</i>	
ima-grp	<i>bundle-id [:vpi/vci vpi vpi1.vpi2 cp.conn-prof-id]</i>	
	cp	keyword
	<i>conn-prof-id</i>	1 to 8000
port-id	<i>slot/mda/port[.channel]</i>	
bundle-id	bundle-type-slot/mda.-bundle-num	
	bundle	keyword
	<i>type</i>	ima fr ppp
	<i>bundle-num</i>	1 to 336
bpgrp-id	bpgrp-type-bpgrp-num	
	bpgrp	keyword
	<i>type</i>	ima ppp
	<i>bgrp-num</i>	1 to 2000
aps-id	aps-group-id[.channel]	
	aps	keyword
	<i>group-id</i>	1 to 128
eth-tunnel	<i>eth-tunnel-id[:eth-tun-sap-id]</i>	
	<i>id</i>	1 to 1024

	<i>eth-tun-sap-id</i>	0 to 4094
lag-id	lag-id <i>lag-string</i>	
	lag	keyword
	<i>id</i>	1 to 800
	<i>string</i>	23 characters max
pw-id	pw-id	
	pw	keyword
	<i>id</i>	1 to 32767
qtag1	* 0 to 4094	
qtag2	* null 0 to 4094	
vpi	0 to 4095 (NNI)	
	0 to 255 (UNI)	
vci	1 2 5 to 65535	
dldci	16 to 1022	
tunnel-id	<i>tunnel-id.private</i> <i>public:tag</i>	
	tunnel	keyword
	<i>id</i>	1 to 16
	<i>tag</i>	0 to 4094
eth-sat-id	esat-id / <i>slot</i> / <i>port</i>	
	esat	keyword
	<i>id</i>	1 to 20
pxc-id	pxc-id.sub-port	
	pxc	keyword
	<i>id</i>	1 to 64
	<i>sub-port</i>	a, b

mac-address

Specifies the MAC address associated with the session, in the form xx:xx:xx:xx:xx:xx or xx-xx-xx-xx-xx-xx.

Platforms

7450 ESS, 7750 SR, 7750 SR-a, 7750 SR-e, 7750 SR-s, VSR

19.44 pim

pim

Syntax

pim

Context

[\[Tree\]](#) (clear>router pim)

Full Context

clear router pim

Description

Commands in this context clear and reset PIM entities.

Platforms

All

pim

Syntax

pim

Context

[\[Tree\]](#) (show>router pim)

Full Context

show router pim

Description

Commands in this context display PIM related information.

Platforms

All

pim

Syntax

pim

Context

[\[Tree\]](#) (tools>perform>router pim)

Full Context

tools perform router pim

Description

This command enables tools to perform certain PIM tasks.

Platforms

All

pim

Syntax

pim

Context

[\[Tree\]](#) (monitor>router pim)

Full Context

monitor router pim

Description

This command monitors commands for the PIM instance.

Platforms

All

19.45 pim-policy

pim-policy

Syntax

pim-policy

pim-policy *name* **associations**

Context

[\[Tree\]](#) (show>subscr-mgmt pim-policy)

Full Context

show subscriber-mgmt pim-policy

Description

This command displays PIM policy information.

Parameters

name

Specifies the PIM policy name, up to 32 characters.

associations

Displays information associated with the policy.

Platforms

7450 ESS, 7750 SR, 7750 SR-a, 7750 SR-e, 7750 SR-s, VSR

19.46 pim-snooping

pim-snooping

Syntax

pim-snooping

Context

[\[Tree\]](#) (show>service>id pim-snooping)

Full Context

show service id pim-snooping

Description

Commands in this context display PIM snooping information.

Platforms

All

pim-snooping

Syntax

pim-snooping

Context

[Tree] (clear>service>id pim-snooping)

Full Context

clear service id pim-snooping

Description

Commands in this context clear PIM snooping information.

Platforms

All

19.47 ping-template

ping-template

Syntax

ping-template *template-name*

ping-template

Context

[Tree] (show>test-oam>icmp ping-template)

Full Context

show test-oam icmp ping-template

Description

This command displays a summary of configured ping templates and the total number service interfaces that reference the template. By specifying template name, the values for the specified interface and the total and active references for that specific template are displayed.

Parameters

template-name

Specifies the name of the ping template to be queried, up to 64 characters.

Platforms

7450 ESS, 7750 SR, 7750 SR-a, 7750 SR-e, 7750 SR-s, 7950 XRS

Output

The following output is an example of ping template information.

Sample Output

```

show test-oam icmp ping-template
=====
Ping Templates
=====
Name                                                    IP Refs
-----
base-template                                           21
-----
No. of ping templates: 1
=====
show test-oam icmp ping-template base-template
=====
Tpl Name :   base-template
=====
Description      : Basic standard template
Dscp              : ncl
Dot1p            : 7
Interval         : 60
Timeout          : 5
Failure Threshold : 3
React Interval   : 1
React Fail Thresh : 3
React Timeout    : 1
React Threshold  : 3
Size             : 56
TTL              : 1
-----
Active Refs      : 20
Total Refs       : 21
=====
  
```

19.48 ping-template-sync

ping-template-sync

Syntax

ping-template-sync *template-name*

Context

[\[Tree\]](#) (tools>perform>test-oam>icmp ping-template-sync)

Full Context

tools perform test-oam icmp ping-template-sync

Description

This command updates all values for service IP interfaces that reference the specified **config>test-oam>icmp>ping-template** *template-name*. Changes to the **ping-template** in this context are not automatically pushed to service IP interfaces. Values imported by the service interface are those configured when the service IP interface referenced the ping- template.

Parameters

template-name

Specifies the ping template name, up to 64 characters.

Platforms

7450 ESS, 7750 SR, 7750 SR-a, 7750 SR-e, 7750 SR-s, 7950 XRS

19.49 ping-template-using

```
ping-template-using
```

Syntax

```
ping-template-using [template-name]
```

Context

[Tree] (show>test-oam>icmp ping-template-using)

Full Context

```
show test-oam icmp ping-template-using
```

Description

This command displays information about service IP interfaces that reference a ping template, the associated router instance, and the administrative state of the ping template under that interface.

Parameters

template-name

Displays the interfaces mapped to the **ping-template** *template-name*, up to 64 characters.

Platforms

7450 ESS, 7750 SR, 7750 SR-a, 7750 SR-e, 7750 SR-s, 7950 XRS

Output

The following output is an example ping template output information.

Sample Output

```
show test-oam icmp ping-template-using
```

```

=====
Ping Templates
=====
Template Name          Router Instance      Admin
Interface Name
-----
base-template
int-PE-2-CE-101      vprn12101           up
base-template
int-PE-2-CE-103      vprn12103           up
base-template
int-PE-2-CE-104      vprn12104           up
base-template
int-PE-2-CE-105      vprn12105           up
base-template
int-PE-2-CE-106      vprn12106           up
base-template
int-PE-2-CE-107      vprn12107           up
base-template
int-PE-2-CE-108      vprn12108           up
base-template
int-PE-2-CE-109      vprn12109           up
base-template
int-PE-2-CE-110      vprn12110           up
base-template
int-PE-2-CE-111      vprn12111           up
base-template
int-PE-2-CE-112      vprn12112           up
base-template
int-PE-2-CE-113      vprn12113           up
base-template
int-PE-2-CE-114      vprn12114           up
base-template
int-PE-2-CE-115      vprn12115           up
base-template
int-PE-2-CE-116      vprn12116           up
base-template
int-PE-2-CE-117      vprn12117           up
base-template
int-PE-2-CE-118      vprn12118           up
base-template
int-PE-2-CE-119      vprn12119           up
base-template
int-PE-2-CE-120      vprn12120           up
base-template
int-PE-2-CE-121      vprn12121           down
base-template
int-PE-2-CE-122      vprn12122           up
=====

```

Table 355: Show test-oam icmp ping-template-using Output Fields describes ping template fields.

Table 355: Show test-oam icmp ping-template-using Output Fields

Label	Description
Template Name	The template name
Router Instance	The router instance name
Admin	The administrative state

Label	Description
Interface Name	The interface name

19.50 pip

pip

Syntax

pip

Context

[\[Tree\]](#) (clear>service>statistics>id pip)

Full Context

clear service statistics id pip

Description

This command clears the Provider Internal Port statistics for this service.

Platforms

All

19.51 policer

policer

Syntax

policer

policer *policer-name* [detail]

policer summary

Context

[\[Tree\]](#) (show>app-assure>group policer)

Full Context

show application-assurance group policer

Description

This command displays application-assurance policer information.

Parameters

policer-name

Displays information about the specified policer.

detail

Displays detailed information about policers on this node.

summary

Displays summarized information about policers on this node.

Platforms

7450 ESS, 7750 SR, 7750 SR-e, 7750 SR-s, VSR

Output

The following is an example show output for the **policer** command.

Sample Output

```
show application-assurance group 1 policer <policer-name> detail
=====
Policer Instance "1m-dwn"
=====
Description      : (Not Specified)
Type             : dual-bucket-bandwidth
Granularity      : subscriber
Adaptation Rule  : pir closest cir closest

Active tod-override : none

PIR : max           Oper PIR : max
CIR : 0 kbps        Oper CIR : 0 kbps
MBS : 20000 KB      Oper MBS : 20000 KB
CBS : 0 KB          Oper CBS : 0 KB

No. of tod-overrides : 2
-----
Time of Day Override Instance 10
-----
Description : (Not Specified)
Admin State : in-service

Occurrence  : daily (monday tuesday wednesday thursday friday)
Start time  : 19:00
End time    : 22:00

PIR        : max
CIR        : 0 kbps
MBS        : 10000 KB
CBS        : 0 KB
-----
Time of Day Override Instance 20
-----
Description : (Not Specified)
Admin State : in-service
```

```
Occurrence : daily (sunday saturday)
Start time  : 19:00
End time    : 22:00
```

```
PIR      : max
CIR      : 0 kbps
MBS      : 5000 KB
CBS      : 0 KB
=====
```

Sample Output

```
*A:Dut-C>show>app-assure>group# policer "test"
```

```
=====
Policer Instance "test"
=====
```

```
Description      : (Not Specified)
Type              : single-bucket-bandwidth
Granularity       : access-network-location
Action            : permitDeny
Adaptation Rule   : pir closest
Rate-Percentage  : 10
=====
```

policer

Syntax

```
policer policer-name day day time time-of-day
```

Context

```
[Tree] (tools>dump>app-assure>group policer)
```

Full Context

```
tools dump application-assurance group policer
```

Description

This command displays rates for the policer for a specific day and time.

Parameters

policer-name

Specifies an existing policer name up to 256 characters in length.

day *day*

Specifies a day to display policer rates.

Values sunday, monday, tuesday, wednesday, thursday, friday, saturday

time *time-of-day*

Specifies a time of day (in hours and minutes) to display policer rates.

Values hh : 0 to 24

mm : 0, 15, 30, 45

Platforms

7450 ESS, 7750 SR, 7750 SR-e, 7750 SR-s, VSR

policer

Syntax

policer

Context

[\[Tree\]](#) (show>qos policer)

Full Context

show qos policer

Description

Commands in this context display QoS policer information.

Platforms

All

19.52 policer-control-policy

policer-control-policy

Syntax

policer-control-policy [*policy-name*] [*association*]

Context

[\[Tree\]](#) (show>qos policer-control-policy)

Full Context

show qos policer-control-policy

Description

This command displays policer control policy information.

Parameters

policy-name

Specifies the policer control policy name, up to 32 characters.

Platforms

7450 ESS, 7750 SR, 7750 SR-e, 7750 SR-s, 7950 XRS, VSR

19.53 policer-hierarchy

policer-hierarchy

Syntax

policer-hierarchy

Context

[\[Tree\]](#) (show>qos policer-hierarchy)

Full Context

show qos policer-hierarchy

Description

This command displays policer hierarchy information.

Platforms

7450 ESS, 7750 SR, 7750 SR-e, 7750 SR-s, 7950 XRS, VSR

19.54 policers

policers

Syntax

policers

Context

[\[Tree\]](#) (show>app-assure>group>aa-sub policers)

Full Context

show application-assurance group aa-sub policers

Description

This command displays policer configuration information.

Platforms

7450 ESS, 7750 SR, 7750 SR-e, 7750 SR-s, VSR

Output

The following is an example output for the **policers** command.

Sample Output

```
A:cpm-a>show>app-assure>group>aa-sub# policers
=====
Application-Assurance Subscriber Policer Summary
=====
AA-Subscriber      : Alex (esm)
-----
Type: single-bucket-bandwidth Direction: subscriber-to-network
-----
AQP  Policer                      Resources Exceeded?
-----
61   SuspectUp_policer             N
-----
Type: single-bucket-bandwidth Direction: network-to-subscriber
-----
AQP  Policer                      Resources Exceeded?
-----
62   SuspectDown_policer          N
-----
Policer usage counts:
single-bucket-bandwidth
  subscriber-to-network  1    out of   32
  network-to-subscriber  1    out of   32
dual-bucket-bandwidth
  subscriber-to-network  0    out of    1
  network-to-subscriber  0    out of    1
flow-count-limit        0    out of    8
flow-rate-limit         0    out of    8
=====
A:cpm-a>show>app-assure>group>aa-sub#
```

19.55 policy

policy

Syntax

policy

Context

[\[Tree\]](#) (show>app-assure>group policy)

Full Context

show application-assurance group policy

Description

Commands in this context display application-assurance policy configuration information.

Platforms

7450 ESS, 7750 SR, 7750 SR-e, 7750 SR-s, VSR

```
policy
```

Syntax

```
policy [policy-name [bundle bundle-name] [protocol protocol-name] [interface if-name] [detail]]
```

Context

[\[Tree\]](#) (show>router>mcac policy)

Full Context

```
show router mcac policy
```

Description

This command displays MCAC policy information.

Parameters

policy-name

Specifies an existing multicast CAC (MCAC) policy name.

bundle *bundle-id*

Specifies an existing multicast bundle name.

protocol *protocol-name*

specifies an applicable protocol to display.

Values igmp, pim, igmpSnpG

interface *if-name*

Specifies an interface name to display.

detail

Displays detailed information.

Platforms

All

Output

The following displays MCAC policy information.

Sample Output

```
*A:ALA-48>show>router>mcac# policy
```

```

=====
Multicast CAC Policies
=====
Policy                Description
-----
btv_fr                foreign TV offering
btv_vl                eastern TV offering
policy1               this is policy1
policy2               this is policy 2
-----
Policies : 4
=====
*A:ALA-48>show>router>mcac#

*A:ALA-48>show>router>mcac# policy btv_fr
=====
Multicast CAC policy
=====
Policy                : btv_fr
Description            : foreign TV offering
Default Action        : discard
Bundle(s)              : FOR
=====
*A:ALA-48>show>router>mcac#

```

policy

Syntax

policy [*name* [*expand-variables*] | **damping** [*name*] | **prefix-list** [*name*] | **as-path** [*name*] | **as-path-group** [*name*] | **community** [*name*] | **admin** | **exclusive-access**]

policy *name* **sub-policy** **entry** *entry-id* [*name* *subpol-name*]

policy *name* **sub-policy** **entry** *entry-id* **name** *subpol-name* **entry-2** *entry-id* **name-2** *subpol-name*

policy *name* **sub-policy** **entry** *entry-id* **name** *subpol-name* **entry-2** *entry-id* **name-2** *subpol-name*
entry-3 *entry-id* **name-3** *subpol-name*

Context

[\[Tree\]](#) (show>router policy)

Full Context

show router policy

Description

This command displays configured policy statement information.

Parameters

admin

When this keyword is specified, the entire policy option configuration is displayed, including any uncommitted configuration changes. This command is similar to the **info** command.



Note:

This parameter is not available in the MD-CLI.

as-path

When this keyword is specified, the parameter displays configured as-path regular expressions (optionally filtered by name).

as-path-group

When this keyword is specified, the command displays configured as-path-groups, optionally filtered by name.

community

When this keyword is specified, the command displays configured community lists, optionally filtered by name.

damping

When this keyword is specified, the information about the route policy damping configurations is displayed.

entry *entry-id*

Displays the configuration (with parameter value substitution) of the subroutine policy called by the entry with entry ID.

exclusive-access

Displays the policy that edits exclusive access and lock information.



Note:

This parameter is not available in the MD-CLI.

expand-variables

Displays the variables that are replaced with values in main policies or in sub-policies.

prefix-list *name*

Displays the prefix lists configured in the route policy.

policy *name*

Displays information similar to the info command for a specific policy-statement. If a *name* is provided, the matching policy-statement displays. If no *statement* name is specified, a list of all policies statements and descriptions display.

sub-policy

When this keyword is specified, the configuration of a subroutine policy is displayed.

subpol-name

Specifies the policy name up to 64 characters.

entry-id

Specifies the numeric entry identifier of the policy.

Values 1 to 4294967295

Platforms

All

Output

[Table 356: Route Policy Output Fields](#) describes route policy output fields.

Table 356: Route Policy Output Fields

Label	Description
Policy	Displays a list of route policy names.
Description	Displays the description of each route policy.
Policies	The total number of policies configured.

The following route policy commands are displayed with different command parameter options:

- show router policy
- show router policy admin
- show router policy "BGP to RIP"
- show router policy damping
- show router policy "pol1" sub-pol entry 10 name "pol2"

The following output is an example of route policy information.

Sample Output

The **show router policy** command displays all configured route policies.

```
A:ALA-1# show router policy
=====
Route Policies
=====
Policy                Description
-----
Direct And Aggregate    Policy Statement ABC
-----
Policies :
=====
A:ALA-1#
```

The **show router policy admin** command is similar to the **info** command which displays information about the route policies and parameters.

```
A:ALA-1# show router policy admin
  prefix-list "All-Routes"
    prefix 0.0.0.0/0 longer
    prefix 2.0.0.0/8 longer
    prefix 3.0.0.0/8 longer
    prefix 4.0.0.0/8 longer
    prefix 5.0.0.0/8 longer
    prefix 6.0.0.0/8 exact
    prefix 224.0.0.0/24 longer
  exit
  ...
A:ALA-1#
```

The **show router policy name** command displays information about a specific route policy.

show router policy "BGP To RIP"

```
description "Policy Statement For 'BGP To RIP'"
  entry 10
    description "Entry For Policy 'BGP To RIP'"
    from
      protocol bgp
    exit
    to
      protocol rip
    exit
    action accept
      metric set 1
      next-hop 10.0.18.200
      tag 805
    exit
  exit
  default-action reject
A:ALA-1#
```

The **show router policy damping** command displays information about the route policy damping configurations.

A:ALA-1# **show router policy damping**

```
=====
Route Damping Profiles
=====
  damping "TEST-LOW"
    half-life 22
    max-suppress 720
    reuse 10000
    suppress 15000
  exit
  damping "TEST-HIGH"
    half-life 22
    max-suppress 720
    reuse 1000
    suppress 5000
  exit
  damping "TEST-MEDIUM"
    half-life 22
    max-suppress 720
    reuse 5000
    suppress 11000
  exit
=====
A:ALA-1#
```

show router policy "BGP To RIP"

The **show router policy *name* sub-policy entry *entry-id* name *subpol-name*** command displays information about the subroutine called by an entry of the route policy. In the following sample output, the term "telnet" is the value of a variable.

```
*A:Dut-B# show router policy "pol1" sub-policy entry 10 name "pol2"
=====
pol1 entry 10 sub-policies
=====
-----
Level1 Sub-policy : pol2    Parent-policy : pol1, Parent-entry 10
-----
```

```
entry 20
  from
    community "telnet"
  exit
exit
=====
```

policy

Syntax

policy [*policy-id* [**event** *event-type specific-qualifier*]]

Context

[\[Tree\]](#) (show>vrrp policy)

Full Context

show vrrp policy

Description

This command displays VRRP priority control policy information.

If no command line options are specified, a summary of the VRRP priority control event policies displays.

Parameters

policy-id

Displays information on the specified priority control policy ID.

Default All VRRP policies IDs

Values 1 to 9999

event-type

Displays information on the specified VRRP priority control event within the policy ID.

Default All event types and qualifiers

Values port-down, lag-port-down, host-unreachable, route-unknown, mc-ipsec-non-forwarding

specific-qualifier

Display information about the specified qualifier.

Values port-id, lag-id, host-ip-addr, route-prefix/mask, tunnel-group-id

Platforms

All

Output

VRRP Policy Output — The following output is an example of VRRP policy information, and [Table 357: Show VRRP Policy Output Fields](#) describes the fields.

Table 357: Show VRRP Policy Output Fields

Label	Description
Policy Id	The VRRP priority control policy associated with the VRRP virtual router instance A value of 0 indicates that no control policy is associated with the virtual router instance
Current Priority & Effects	
Current Explicit	When multiple explicitly defined events associated with the priority control policy happen simultaneously, the lowest value of all the current explicit priorities will be used as the in-use priority for the virtual router
Current Delta Sum	The sum of the priorities of all the delta events when multiple delta events associated with the priority control policy happen simultaneously; this sum is subtracted from the base priority of the virtual router to give the in-use priority
Delta Limit	The delta-in-use-limit for a VRRP policy; once the total sum of all delta events has been calculated and subtracted from the base-priority of the virtual router, the result is compared to the delta-in-use-limit value; if the result is less than this value, the delta-in-use-limit value is used as the virtual router in-use priority value; if an explicit priority control event overrides the delta priority control events, the delta-in-use-limit has no effect If the delta-in-use-limit is 0, the sum of the delta priority control events to reduce the virtual router's in-use-priority to 0 can prevent it from becoming or staying master
Current Priority	The configured delta-in-use-limit priority for a VRRP priority control policy or the configured delta or explicit priority for a priority control event
Applied	The number of virtual router instances to which the policy has been applied; the policy cannot be deleted unless this value is 0
Description	A text string which describes the VRRP policy
Event Type & ID	A delta priority event is a conditional event defined in a priority control policy that subtracts a given amount from the base priority to give the current in-use priority for the VRRP virtual router instances to which the policy is applied An explicit priority event is a conditional event defined in a priority control policy that explicitly defines the in-use priority for the VRRP virtual router instances to which the policy is applied

Label	Description
	Explicit events override all delta events; when multiple explicit events occur simultaneously, the event with the lowest priority value defines the in-use priority
Event Oper State	The operational state of the event
Hold Set Remaining	The amount of time that must pass before the set state for a VRRP priority control event can transition to the cleared state to dampen flapping events
Priority & Effect	Delta — the <i>priority-level</i> value is subtracted from the associated virtual router instance's base priority when the event is set and no explicit events are set; the sum of the priority event <i>priority-level</i> values on all set delta priority events are subtracted from the virtual router base priority to derive the virtual router instance in-use priority value If the delta priority event is cleared, the <i>priority-level</i> is no longer used in the in-use priority calculation
	Explicit — the <i>priority-level</i> value is used to override the base priority of the virtual router instance if the priority event is set and no other explicit priority event is set with a lower <i>priority-level</i> The set explicit priority value with the lowest <i>priority-level</i> determines the actual in-use protocol value for all virtual router instances associated with the policy
In Use	Specifies whether the event is currently affecting the in-use priority of some virtual router

Sample Output

```
A:ALA-A# show vrrp policy
=====
VRRP Policies
=====
Policy      Current      Current      Current      Delta      Applied
Id          Priority & Effect  Explicit      Delta Sum    Limit
-----
1           None         None         None         1          Yes
2           None         None         None         1          No
=====
A:ALA-A#

A:ALA-A# show vrrp policy 1
=====
VRRP Policy 1
=====
Description      : 10.10.200.253 reachability
Current Priority: None          Applied           : No
Current Explicit: None          Current Delta Sum : None
Delta Limit      : 1
-----
```

Applied To Interface Name	VR Id	Opr	Base Pri	In-use Pri	Master Pri	Is Master

None						

Priority Control Events						

Event Type & ID	Event	Oper	State	Hold Set Remaining	Priority &Effect	In Use

Host Unreach 10.10.200.252	n/a			Expired	20 Del	No
Host Unreach 10.10.200.253	n/a			Expired	10 Del	No
Route Unknown 10.10.100.0/24	n/a			Expired	1 Exp	No
=====						

VRRP Policy Event Output — The following output is an example of VRRP policy event information, and [Table 358: Show VRRP Policy Event Output Fields](#) describes the fields.

Sample Output

```
A:ALA-A#show vrrp policy 1 event port-down
=====
VRRP Policy 1, Event Port Down 1/1/1
=====
Description      :
Current Priority: None           Applied           : Yes
Current Explicit: None           Current Delta Sum : None
Delta Limit      : 1

-----
Applied To      VR      Opr      Base      In-use      Master      Is
Interface Name  Id      State    Pri      Pri      Pri      Master
-----
ies301backup    1      Down    100      100      0      No

-----
Priority Control Event Port Down 1/1/1
-----
Priority      : 30           Priority Effect  : Delta
Hold Set Config : 0 sec       Hold Set Remaining: Expired
Value In Use   : No           Current State   : Cleared
# trans to Set : 6           Previous State  : Set-down
Last Transition : 04/13/2007 04:54:35
=====
A:ALA-A#
A:ALA-A# show vrrp policy 1 event host-unreachable
=====
VRRP Policy 1, Event Host Unreachable 10.10.200.252
=====
Description      : 10.10.200.253 reachability
Current Priority: None           Applied           : No
Current Explicit: None           Current Delta Sum : None
Delta Limit      : 1

-----
Applied To      VR      Opr      Base      In-use      Master      Is
Interface Name  Id      State    Pri      Pri      Pri      Master
-----
None

-----
```

```

Priority Control Event Host Unreachable 10.10.200.252
-----
Priority          : 20                Priority Effect   : Delta
Interval         : 1 sec             Timeout          : 1 sec
Drop Count       : 3
Hold Set Config  : 0 sec             Hold Set Remaining: Expired
Value In Use     : No                Current State    : n/a
# trans to Set   : 0                Previous State   : n/a
Last Transition  : 04/13/2007 23:10:24
=====
A:ALA-A#

A:ALA-A# show vrrp policy 1 event route-unknown
=====
VRRP Policy 1, Event Route Unknown 10.10.100.0/24
=====
Description      : 10.10.200.253 reachability
Current Priority  : None              Applied          : No
Current Explicit : None              Current Delta Sum : None
Delta Limit      : 1

-----
Applied To      VR   Opr   Base   In-use  Master  Is
Interface Name  Id   Pri   Pri   Pri    Pri    Master
-----
None

-----
Priority Control Event Route Unknown 10.10.100.0/24
-----
Priority          : 1                Priority Effect   : Explicit
Less Specific    : No                Default Allowed  : No
Next Hop(s)     : None
Protocol(s)     : None
Hold Set Config  : 0 sec             Hold Set Remaining: Expired
Value In Use     : No                Current State    : n/a
# trans to Set   : 0                Previous State   : n/a
Last Transition  : 04/13/2007 23:10:24
=====

```

Table 358: Show VRRP Policy Event Output Fields

Label	Description
Description	A text string which describes the VRRP policy
Policy Id	The VRRP priority control policy associated with the VRRP virtual router instance A value of 0 indicates that no control policy is associated with the virtual router instance
Current Priority	The base router priority for the virtual router instance used in the master election process
Current Explicit	When multiple explicitly defined events associated with the priority control policy happen simultaneously, the lowest value of all the current explicit priorities will be used as the in-use priority for the virtual router

Label	Description
Applied	The number of virtual router instances to which the policy has been applied; the policy cannot be deleted unless this value is 0
Current Delta Sum	The sum of the priorities of all the delta events when multiple delta events associated with the priority control policy happen simultaneously; this sum is subtracted from the base priority of the virtual router to give the in-use priority
Delta Limit	The delta-in-use-limit for a VRRP policy; once the total sum of all delta events has been calculated and subtracted from the base-priority of the virtual router, the result is compared to the delta-in-use-limit value; if the result is less than this value, the delta-in-use-limit value is used as the virtual router in-use priority value; if an explicit priority control event overrides the delta priority control events, the delta-in-use-limit has no effect If the delta-in-use-limit is 0, the sum of the delta priority control events to reduce the virtual router's in-use-priority to 0 can prevent it from becoming or staying master
Applied to Interface Name	The interface name where the VRRP policy is applied
VR ID	The virtual router ID for the IP interface
Opr	Up — indicates that the operational state of the VRRP instance is up
	Down — indicates that the operational state of the VRRP instance is down
Base Pri	The base priority used by the virtual router instance
InUse Priority	The current in-use priority associated with the VRRP virtual router instance
Master Priority	The priority of the virtual router instance which is the current master
Priority	The base priority used by the virtual router instance
Priority Effect	Delta — a delta priority event is a conditional event defined in a priority control policy that subtracts a given amount from the base priority to give the current in-use priority for the VRRP virtual router instances to which the policy is applied
	Explicit — a conditional event defined in a priority control policy that explicitly defines the in-use priority for the VRRP virtual router instances to which the policy is applied

Label	Description
	Explicit events override all delta events; when multiple explicit events occur simultaneously, the event with the lowest priority value defines the in-use priority
Current Priority	The configured delta-in-use-limit priority for a VRRP priority control policy or the configured delta or explicit priority for a priority control event
Event Oper State	The operational state of the event
Hold Set Remaining	The amount of time that must pass before the set state for a VRRP priority control event can transition to the cleared state to dampen flapping events
Priority	The base priority used by the virtual router instance
Priority Effect	Delta — the <i>priority-level</i> value is subtracted from the associated virtual router instance's base priority when the event is set and no explicit events are set; the sum of the priority event <i>priority-level</i> values on all set delta priority events are subtracted from the virtual router base priority to derive the virtual router instance in-use priority value If the delta priority event is cleared, the <i>priority-level</i> is no longer used in the in-use priority calculation
	Explicit — the <i>priority-level</i> value is used to override the base priority of the virtual router instance if the priority event is set and no other explicit priority event is set with a lower <i>priority-level</i> The set explicit priority value with the lowest <i>priority-level</i> determines the actual in-use protocol value for all virtual router instances associated with the policy
Hold Set Config	The configured number of seconds that the hold-set timer waits after an event enters a set state or enters a higher threshold set state, depending on the event type
Value In Use	Yes — the event is currently affecting the in-use priority of some virtual router
	No — the event is not affecting the in-use priority of some virtual router
# trans to Set	The number of times the event has transitioned to one of the 'set' states
Last Transition	The time and date when the operational state of the event last changed

policy

Syntax

policy [*policy-id*] **association**

Context

[\[Tree\]](#) (show>system>security>cpu-protection policy)

[\[Tree\]](#) (show>system>security>dist-cpu-protection policy)

Full Context

show system security cpu-protection policy

show system security dist-cpu-protection policy

Description

This command displays CPU protection policy information.

Parameters

policy-id

Displays CPU protection policy information for the specified policy ID.

association

This keyword displays associations for the specified policy ID.

Platforms

7450 ESS, 7750 SR-7/12/12e, 7750 SR-7s, 7750 SR-14s, 7950 XRS

- show system security cpu-protection policy

All

- show system security dist-cpu-protection policy

policy

Syntax

policy *policy-assoc-name*

Context

[\[Tree\]](#) (show>router>pcep>pcc>pce-assoc policy)

Full Context

show router pcep pcc pce-associations policy

Description

This command displays the policy association information.

If a policy association name is not specified, the information for all configured policy associations is displayed.

Parameters

policy-assoc-name

Specifies the name of the policy association, up to 32 characters.

Platforms

All

Output

The following output is an example of policy association information, and [Table 359: Show Policy Association Descriptions](#) describes the output fields.

Sample Output

```
*A:Dut-C>config>router>mpls>lsp# show router pcep pcc pce-associations policy "test_pol"
=====
PCEP PCC Policy Associations Info
=====
Association Name      : test_pol
Association ID        : 10
Association Source    : 192.168.213.59
=====
```

Table 359: Show Policy Association Descriptions

Label	Description
Association Name	The policy association name
Association ID	The policy association ID
Association Source	The source IP address of the policy association. Both IPv4 and IPv6 are supported.

19.56 policy-edits

policy-edits

Syntax

policy-edits

Context

[\[Tree\]](#) (show>router policy-edits)

Full Context

show router policy-edits

Description

This command displays edited policy information that was entered in the classic CLI.



Note:

This command is not available in the MD-CLI.

Platforms

All

19.57 policy-test

policy-test

Syntax

policy-test *plcy-or-long-expr* [*plcy-or-expr* [*plcy-or-expr...*{up tp 14 max}] [**family** *family*] [**rd rd**] **prefix** *ip-prefix/ip-prefix-length* [**longer**] [**neighbor** *ip-address*] [**display-rejects**] [{**detail** | **brief**}] [**display-rejects-only**] [**export**] [**protocol** *protocol*]

Context

[\[Tree\]](#) (show>router>bgp policy-test)

Full Context

show router bgp policy-test

Description

This command allows the operator to evaluate existing route policy or chain of route policies or route policy logical expression effects, as a BGP import or export policy, by identifying the routes that would be accepted or rejected after the complete evaluation.

When the policy, list of policies or logical expression is used as a BGP export policy, the **export** keyword must be included. When the policy is used as a BGP import policy, the **export** keyword should not be included.

Parameters

plcy-or-long-expr

Specifies up to 14 policy names or a long expression.

Values policy-name: a policy name, up to 64 characters
long-expr: a long expression, up to 255 characters.

plcy-or-expr

Specifies the policy name or expression.

Values policy-name: a policy name, up to 64 characters
expr: an expression, up to 64 characters

family

ipv4, ipv6, vpn-ipv4, vpn-ipv6, label-ipv4, label-ipv6.

Default ipv4

rd

Specifies the route distinguisher value in one of the following formats:

- *ip-addr.comm-val*
- *2byte-asnumber.ext-comm-val*
- *4byte-asnumber.comm-val*

ip-prefix/ip-prefix-length

Specifies an IPv4 or IPv6 prefix/mask to be evaluated. The keyword **longer** may be specified to evaluate longer prefix matches (optional).

ip-address

Specifies the IPv4 or IPv6 address of a peer from which the BGP routes to be evaluated were sent, up to 64 characters.

longer

Matches prefixes with a longer prefix-length.

display-rejects

Displays routes that were rejected by the policy. If not specified, only a count of rejected routes are shown.

detail

When the policy modifies route attributes, it displays the modifications made to the routes. This command requires an exact prefix to be specified.

brief

Provides a summarized display of the route attributes modifications. This command requires an exact prefix to be specified.

display-rejects-only

Displays only routes rejected by the policy test.

export

Indicates that the policy test is conducted in the context of a BGP export policy. The analyzed set of routes also include non-BGP routes that can be redistributed by BGP.

protocol

Displays routes by the protocol type. This keyword is only applicable when the **export** keyword is also present.

Platforms

All

Output

The following output is an example of policy test information, and [Table 360: Show Policy Test Field Descriptions](#) describes the output fields.

Sample Output

```
A:sim-1# show router bgp policy-test bgpprefix6 family ipv4 prefix 0.0.0.0/0
longer neighbor 220.0.0.2
=====
BGP Router ID:11.11.11.10      AS:11      Local AS:11
=====
Legend -
Status codes : u - used, s - suppressed, h - history, d - decayed, * - valid
Origin codes : i - IGP, e - EGP, ? - incomplete, > - best, b - backup
=====
BGP IPv4 Routes
=====
Flag Network                      LocalPref MED
      Nexthop                      Path-Id  VPNLabel
      As-Path
-----
Accepted by Policy
u*>? 4.0.0.6/32                    None     None
      220.0.0.2                    None     -
      14
-----
Total Routes : 17 Routes rejected : 16
=====
A:sim-1# show router bgp policy-test bgpprefix6 prefix 0.0.0.0/0 longer neighbor
220.0.0.2
=====
BGP Router ID:11.11.11.10      AS:11      Local AS:11
=====
Legend -
Status codes : u - used, s - suppressed, h - history, d - decayed, * - valid
Origin codes : i - IGP, e - EGP, ? - incomplete, > - best, b - backup
=====
BGP IPv4 Routes
=====
Flag Network
-----
Accepted by Policy
u*>? 4.0.0.6/32
-----
Total Routes : 17 Routes rejected : 16
=====
A:sim-1# show router bgp policy-test bgpprefix6 family ipv4 prefix 0.0.0.0/0
longer neighbor 220.0.0.2 display-rejects brief
=====
BGP Router ID:11.11.11.10      AS:11      Local AS:11
=====
Legend -
Status codes : u - used, s - suppressed, h - history, d - decayed, * - valid
Origin codes : i - IGP, e - EGP, ? - incomplete, > - best, b - backup
=====
BGP IPv4 Routes
=====
Flag Network
-----
Rejected by Default action
u*>? 2.2.2.2/32
Rejected by Default action
u*>? 4.0.0.1/32
```

```

Rejected by Default action
u*>? 4.0.0.2/32
Rejected by Default action
u*>? 4.0.0.3/32
Rejected by Default action
u*>? 4.0.0.4/32
Rejected by Default action
u*>? 4.0.0.5/32
Accepted by Policy
u*>? 4.0.0.6/32
Rejected by Default action
u*>? 6.0.0.1/32
Rejected by Default action
u*>? 7.0.0.1/32
Rejected by Default action
u*>i 10.0.4.0/24
Rejected by Default action
*i 10.12.0.0/24
Rejected by Default action
*i 10.14.0.0/24
Rejected by Default action
u*>i 10.24.0.0/24
Rejected by Default action
*i 12.12.12.12/32
Rejected by Default action
*i 220.0.0.2/32
Rejected by Default action
*i 220.0.0.3/32
Rejected by Default action
u*>i 221.0.0.2/32
-----
Total Routes : 17 Routes rejected : 16
=====
A:sim-1# show router bgp policy-test bgpprefix6 prefix 0.0.0.0/0 longer neighbor
220.0.0.2 display-rejects
=====
BGP Router ID:11.11.11.10      AS:11      Local AS:11
=====
Legend -
Status codes : u - used, s - suppressed, h - history, d - decayed, * - valid
Origin codes : i - IGP, e - EGP, ? - incomplete, > - best, b - backup
=====
BGP IPv4 Routes
=====
Flag  Network                LocalPref  MED
      Nexthop              Path-Id    VPNLabel
      As-Path
-----
Rejected by Default action
u*>? 2.2.2.2/32           None       None
      220.0.0.2          None       -
      14
Rejected by Default action
u*>? 4.0.0.1/32           None       None
      220.0.0.2          None       -
      14
Rejected by Default action
u*>? 4.0.0.2/32           None       None
      220.0.0.2          None       -
      14
Rejected by Default action
u*>? 4.0.0.3/32           None       None
      220.0.0.2          None       -
      14
  
```

```

Rejected by Default action
u*>? 4.0.0.4/32          None      None
      220.0.0.2          None      -
      14
Rejected by Default action
u*>? 4.0.0.5/32          None      None
      220.0.0.2          None      -
      14
Accepted by Policy
u*>? 4.0.0.6/32          None      None
      220.0.0.2          None      -
      14
Rejected by Default action
u*>? 6.0.0.1/32          None      None
      220.0.0.2          None      -
      14
Rejected by Default action
u*>? 7.0.0.1/32          None      None
      220.0.0.2          None      -
      14
Rejected by Default action
u*>i 10.0.4.0/24         None      None
      220.0.0.2          None      -
      14
Rejected by Default action
*i 10.12.0.0/24          None      20
      220.0.0.2          None      -
      14
Rejected by Default action
*i 10.14.0.0/24          None      None
      220.0.0.2          None      -
      14
Rejected by Default action
u*>i 10.24.0.0/24        None      None
      220.0.0.2          None      -
      14
Rejected by Default action
*i 12.12.12.12/32       None      20
      220.0.0.2          None      -
      14
Rejected by Default action
*i 220.0.0.2/32         None      None
      220.0.0.2          None      -
      14
Rejected by Default action
*i 220.0.0.3/32         None      10
      220.0.0.2          None      -
      14
Rejected by Default action
u*>i 221.0.0.2/32        None      None
      220.0.0.2          None      -
      14
-----
Total Routes : 17 Routes rejected : 16
=====
A:sim-1# show router bgp policy-test bgpprefix6 prefix 4.0.0.1/32 detail neighbor
220.0.0.2 display-rejects
=====
BGP Router ID:11.11.11.10    AS:11      Local AS:11
=====
Legend -
Status codes : u - used, s - suppressed, h - history, d - decayed, * - valid
Origin codes : i - IGP, e - EGP, ? - incomplete, > - best, b - backup
  
```

```

=====
BGP IPv4 Routes
=====
Rejected by Default action
Network       : 4.0.0.1/32
Nexthop      : 220.0.0.2
Path Id       : None
From         : 220.0.0.2
Res. Nexthop : 10.14.0.4
Local Pref.   : None
Aggregator AS : None
Atomic Aggr. : Not Atomic
AIGP Metric   : None
Connector     : None
Community    : target:65530:20
Cluster      : No Cluster Members
Originator Id : None
Fwd Class    : None
Flags        : Used Valid Best Incomplete
Route Source  : External
AS-Path      : 14
Interface Name : to-sim-6
Aggregator     : None
MED            : None
Peer Router Id : 14.14.14.10
Priority       : None

-----
Total Routes : 1 Routes rejected : 1
=====

A:sim-1# show router bgp policy-test bgpprefix6 family ipv4 prefix 4.0.0.6/32
neighbor 220.0.0.2
=====
BGP Router ID:11.11.11.10      AS:11      Local AS:11
=====
Legend -
Status codes : u - used, s - suppressed, h - history, d - decayed, * - valid
Origin codes  : i - IGP, e - EGP, ? - incomplete, > - best, b - backup
=====
BGP IPv4 Routes
=====
Accepted by Policy
-----
Original Attributes

Network       : 4.0.0.6/32
Nexthop      : 220.0.0.2
Path Id       : None
From         : 220.0.0.2
Res. Nexthop : 10.14.0.4
Local Pref.   : n/a
Aggregator AS : None
Atomic Aggr. : Not Atomic
AIGP Metric   : None
Connector     : None
Community    : target:65530:20
Cluster      : No Cluster Members
Originator Id : None
Fwd Class    : None
Flags        : Used Valid Best Incomplete
Route Source  : External
AS-Path      : 14
Interface Name : to-sim-6
Aggregator     : None
MED            : None
Peer Router Id : 14.14.14.10
Priority       : None

Modified Attributes

Network       : 4.0.0.6/32
Nexthop      : 220.0.0.2
Path Id       : None
  
```

```

From          : 220.0.0.2
Res. Nexthop  : 10.14.0.4
Local Pref.   : None
Aggregator AS : None
Atomic Aggr.  : Not Atomic
AIGP Metric   : None
Connector     : None
Community     : 2:11 2:12 2:13 target:65530:20
Cluster       : No Cluster Members
Originator Id : None
Fwd Class     : None
Flags         : Used Valid Best Incomplete
Route Source  : External
AS-Path       : 14
Interface Name : to-sim-6
Aggregator    : None
MED           : None
Peer Router Id : 14.14.14.10
Priority       : None
  
```

 Routes : 1
 =====

```

A:sim-1# show router bgp policy-test bgpprefix6 family ipv4 prefix 4.0.0.6/32
longer neighbor 220.0.0.2
  
```

```

=====
BGP Router ID:11.11.11.10      AS:11      Local AS:11
=====
  
```

```

Legend -
Status codes : u - used, s - suppressed, h - history, d - decayed, * - valid
Origin codes  : i - IGP, e - EGP, ? - incomplete, > - best, b - backup
  
```

=====

```

BGP IPv4 Routes
=====
Flag  Network          LocalPref  MED
      Nexthop          Path-Id    VPNLabel
      As-Path
-----
Accepted by Policy
u*>? 4.0.0.6/32        None       None
      220.0.0.2        None       -
      14
  
```

 Routes : 1
 =====

```

A:sim-1# show router bgp policy-test bgpprefix6 family ipv4 prefix 4.0.0.6/32
longer neighbor 220.0.0.2 detail
  
```

```

=====
BGP Router ID:11.11.11.10      AS:11      Local AS:11
=====
  
```

```

Legend -
Status codes : u - used, s - suppressed, h - history, d - decayed, * - valid
Origin codes  : i - IGP, e - EGP, ? - incomplete, > - best, b - backup
  
```

=====

```

Flag  Network
-----
  
```

```

Accepted by Policy
u*>? 4.0.0.6/32
  
```

 Routes : 1
 =====

```

A:sim-1# show router bgp policy-test bgpprefix6 family ipv4 prefix 4.0.0.0/24
longer neighbor 220.0.0.2 brief
  
```

```

=====
BGP Router ID:11.11.11.10      AS:11      Local AS:11
=====
  
```

```

Legend -
Status codes : u - used, s - suppressed, h - history, d - decayed, * - valid
Origin codes : i - IGP, e - EGP, ? - incomplete, > - best, b - backup
=====
BGP IPv4 Routes
=====
Flag Network
-----
Accepted by Policy
u*>? 4.0.0.6/32
-----
Total Routes : 6 Routes rejected : 5
=====
A:sim-1# show router bgp policy-test bgpprefix6 family ipv4 prefix 4.0.0.0/24
longer neighbor 220.0.0.2 display-rejects detail
=====
BGP Router ID:11.11.11.10      AS:11      Local AS:11
=====
Legend -
Status codes : u - used, s - suppressed, h - history, d - decayed, * - valid
Origin codes : i - IGP, e - EGP, ? - incomplete, > - best, b - backup
=====
BGP IPv4 Routes
=====
Flag Network
-----
Rejected by Default action
u*>? 4.0.0.1/32
Rejected by Default action
u*>? 4.0.0.2/32
Rejected by Default action
u*>? 4.0.0.3/32
Rejected by Default action
u*>? 4.0.0.4/32
Rejected by Default action
u*>? 4.0.0.5/32
Accepted by Policy
u*>? 4.0.0.6/32
-----
Total Routes : 6 Routes rejected : 5
=====
A:sim-1# show router bgp policy-test bgpprefix6 family ipv4 prefix 4.0.0.0/24
longer neighbor 220.0.0.2 display-rejects
=====
BGP Router ID:11.11.11.10      AS:11      Local AS:11
=====
Legend -
Status codes : u - used, s - suppressed, h - history, d - decayed, * - valid
Origin codes : i - IGP, e - EGP, ? - incomplete, > - best, b - backup
=====
BGP IPv4 Routes
=====
Flag Network                LocalPref  MED
NextHop                    Path-Id    VPNLabel
As-Path
-----
Rejected by Default action
u*>? 4.0.0.1/32                None       None
      220.0.0.2                None       -
      14
Rejected by Default action
u*>? 4.0.0.2/32                None       None
      220.0.0.2                None       -
  
```

```

14
Rejected by Default action
u*>? 4.0.0.3/32          None      None
      220.0.0.2          None      -
14
Rejected by Default action
u*>? 4.0.0.4/32          None      None
      220.0.0.2          None      -
14
Rejected by Default action
u*>? 4.0.0.5/32          None      None
      220.0.0.2          None      -
14
Accepted by Policy
u*>? 4.0.0.6/32          None      None
      220.0.0.2          None      -
14
-----
Total Routes : 6 Routes rejected : 5
=====
A:sim-1# show router bgp policy-test bgpprefix6 family ipv4 prefix 4.0.0.0/24
longer neighbor 220.0.0.2 display-rejects brief
=====
BGP Router ID:11.11.11.10    AS:11      Local AS:11
=====
Legend -
Status codes : u - used, s - suppressed, h - history, d - decayed, * - valid
Origin codes : i - IGP, e - EGP, ? - incomplete, > - best, b - backup
=====
BGP IPv4 Routes
=====
Flag Network
-----
Rejected by Default action
u*>? 4.0.0.1/32
Rejected by Default action
u*>? 4.0.0.2/32
Rejected by Default action
u*>? 4.0.0.3/32
Rejected by Default action
u*>? 4.0.0.4/32
Rejected by Default action
u*>? 4.0.0.5/32
Accepted by Policy
u*>? 4.0.0.6/32
-----
Total Routes : 6 Routes rejected: 5
=====
A:sim-1# show router bgp policy-test bgpprefix6 family ipv4 prefix 4.0.0.0/24
longer neighbor 220.0.0.2
=====
BGP Router ID:11.11.11.10    AS:11      Local AS:11
=====
Legend -
Status codes : u - used, s - suppressed, h - history, d - decayed, * - valid
Origin codes : i - IGP, e - EGP, ? - incomplete, > - best, b - backup
=====
BGP IPv4 Routes
=====
Flag Network          LocalPref  MED
NextHop              Path-Id    VPNLabel
As-Path
  
```



```

-----
Accepted by Policy
u*>? 4.0.0.6/32                None      None
      220.0.0.2                None      -
      14
-----

Total Routes : 6 Routes rejected : 5

A:sim-1# show router bgp policy-test bgpprefix44rj family vpn-ipv4 prefix 0.0.0.0/0
longer neighbor display-rejects

=====
BGP Router ID:11.11.11.10      AS:11      Local AS:11
=====

Legend -
Status codes : u - used, s - suppressed, h - history, d - decayed, * - valid
Origin codes : i - IGP, e - EGP, ? - incomplete, > - best, b - backup

=====
BGP VPN-IPv4 Routes
=====
Flag Network                        LocalPref  MED
      Nexthop                        Path-Id    VPNLabel
      As-Path
-----
Accepted by Policy
u*>i 1:30:192.14.15.0/24          None      None
      220.0.0.2                    None      131069
      14
Accepted by Policy
u*>i 65530:20:8.0.0.1/32          None      None
      220.0.0.2                    None      131070
      14
Accepted by Policy
u*>i 65530:20:10.0.3.0/24         None      None
      220.0.0.2                    None      131070
      14 101
Accepted by Policy
u*>i 65530:20:10.13.0.0/24        None      None
      220.0.0.2                    None      131070
      14 101
Accepted by Policy
u*>i 65530:20:10.23.0.0/24        None      None
      220.0.0.2                    None      131070
      14 101
Accepted by Policy
u*>i 65530:20:13.13.13.13/32      None      None
      220.0.0.2                    None      131070
      14 101
Accepted by Policy
u*>i 65530:20:20.20.20.5/32        None      None
      220.0.0.2                    None      131070
      14
Accepted by Policy
u*>i 65530:20:20.20.20.6/32        None      None
      220.0.0.2                    None      131070
      14
Rejected by Policy Entry = 10
u*>i 65530:20:44.44.44.0/24        None      None
      220.0.0.2                    None      131070
      14 101
Accepted by Policy
u*>i 65530:20:192.14.15.0/24      None      None
  
```

```

220.0.0.2
14
Accepted by Policy
u*>i 65530:20:192.14.16.0/24
220.0.0.2
14
Accepted by Policy
u*>i 65530:20:192.14.17.0/24
220.0.0.2
14
Accepted by Policy
u*>i 65530:20:192.14.18.0/24
220.0.0.2
14
Accepted by Policy
u*>i 65530:20:192.14.19.0/24
220.0.0.2
14
Accepted by Policy
u*>i 65530:20:192.14.20.0/24
220.0.0.2
14
Accepted by Policy
u*>i 65530:20:192.14.21.0/24
220.0.0.2
14
Accepted by Policy
u*>i 65530:20:192.14.22.0/24
220.0.0.2
14
Accepted by Policy
u*>i 65530:20:192.14.23.0/24
220.0.0.2
14
Accepted by Policy
u*>i 65530:20:192.14.25.0/24
220.0.0.2
14
Accepted by Policy
u*>i 65530:20:196.34.0.0/24
220.0.0.2
14
Accepted by Policy
u*>i 220.0.0.2:50:192.50.50.0/24
220.0.0.2
14
Accepted by Policy
u*>i 220.0.0.2:50:220.0.0.2/32
220.0.0.2
14
-----
Total Routes : 22 Routes rejected : 1
=====
  
```

Table 360: Show Policy Test Field Descriptions

Field	Description
Status codes	Codes used for used, suppressed, history, decayed or valid status

Field	Description
Origin codes	Codes used for IGP, EGP, incomplete, best or backup origin
Flag	Indicator for network, nexthop or as-path routes

19.58 pool

```
pool
```

Syntax

```
pool pool-name
```

Context

[\[Tree\]](#) (tools>perform>router>dhcp>server pool)

[\[Tree\]](#) (tools>perform>router>dhcp6>server pool)

Full Context

```
tools perform router dhcp local-dhcp-server pool
```

```
tools perform router dhcp6 local-dhcp-server pool
```

Description

This command performs local DHCP or DHCP6 server IP address pool tasks.

Parameters

pool-name

Specifies the pool name.

Platforms

7450 ESS, 7750 SR, 7750 SR-a, 7750 SR-e, 7750 SR-s, VSR

```
pool
```

Syntax

```
pool pool-name
```

```
pool
```

Context

[\[Tree\]](#) (show>router>nat pool)

Full Context

show router nat pool

Description

This command displays NAT pool information.

Parameters

pool-name

Specifies the pool name, up to 32 characters.

Platforms

7450 ESS, 7750 SR, 7750 SR-e, 7750 SR-s, VSR

Output

The following is sample output for this command.

Sample Output

```

show router nat pool
=====
NAT pools
=====
Pool NAT-group Type Admin-state
-----
MyPool 1 l2Aware inService
MyPool2 1 l2Aware inService
-----
No. of pools: 2
=====

*A:SR12_PPP0E>show>router>nat# show router "Base" nat pool "privpool"
=====
NAT Pool privpool
=====
ISA NAT Group           : 3
Pool type                : largeScale
Admin state              : inService
Mode                     : auto (napt)
Port forwarding range    : 1 - 1023
Port reservation         : 128 blocks
Block usage High Watermark (%) : (Not Specified)
Block usage Low Watermark (%)  : (Not Specified)
Subscriber limit per IP address : 65535
Active                   : true
Last Mgmt Change         : 01/28/2012 14:47:59
=====
NAT address ranges of pool privpool
=====
Range                                Drain Num-blk
-----
10.0.0.5 - 10.0.0.6                  1
-----
No. of ranges: 1
=====
NAT members of pool privpool ISA NAT group 3
=====

```

Member	Block-Usage-%	Hi
1	< 1	N
2	< 1	N

No. of members: 2		
=====		
A:SR12_PPPOE#		

19.59 pool-ext-stats

pool-ext-stats

Syntax

pool-ext-stats [*pool-name*]

Context

[\[Tree\]](#) (show>router>dhcp>server pool-ext-stats)

Full Context

show router dhcp local-dhcp-server pool-ext-stats

Description

This command displays extended statistics per DHCPv4 pool in local DHCPv4 server.

The following statistics are included in output:

- The number of stable leases in the pool
- The number of provisioned address in the pool
- The number of used address in the pool
- The number of free address in the pool
- The percentage of used address
- The percentage of free address

For each statistic (except for provisioned addresses), there is current value and peak value, peak value is the highest value since pool creation or last reset via the **clear router *rt-id* dhcp local-dhcp-server *svr-name* pool-ext-stats** command.

Parameters

pool-name

Specifies the name of DHCPv4 local server pool.

Platforms

7450 ESS, 7750 SR, 7750 SR-a, 7750 SR-e, 7750 SR-s, VSR

Output

The following output is an example of pool extended statistics information.

Sample Output

```

show router 500 dhcp local-dhcp-server "d4" pool-ext-stats "pool-1"
=====
Extended pool statistics for server "d4"
=====
-----
Current      Peak      TimeStamp
-----
Pool          pool-1
Local:
Stable Leases      0          0          01/07/2013 19:07:11
Provisioned Addresses 101
Used Addresses     0          0          01/07/2013 19:07:11
Free Addresses     101       101       01/07/2013 19:07:11
Used Pct           0          0          01/07/2013 19:07:11
Free Pct           100       100       01/07/2013 19:07:11
Last Reset Time   01/07/2013 19:07:11
-----
Number of entries      1
=====

```

[Table 361: Extended Pool Statistics Field Descriptions](#) describes extended pool statistics output fields.

Table 361: Extended Pool Statistics Field Descriptions

Field	Description
Current	The current pool statistics
Peak	The peak value since the last reset
Timestamp	The date and time of the last reset
Pool	The pool name
Stable Leases	The number of stable leases in the pool
Provisioned Addresses	The number of provisioned addresses in the pool
Used Addressed	The number of used addresses in the pool
Free Addresses	The number of free addresses in the pool
Used Pct	The percentage of subnets in use in the pool
Free Pct	The percentage of unused subnets in the pool
Last Reset Time	The date and time of the last reset in the pool
Number of entries	The total number of entries

pool-ext-stats

Syntax

pool-ext-stats [*pool-name*]

Context

[Tree] (show>router>dhcp6>server pool-ext-stats)

Full Context

show router dhcp6 local-dhcp-server pool-ext-stats

Description

This command displays extended statistics per DHCPv6 pool in local DHCPv6 server.

The following statistics are included in output:

- The number of stable leases in the pool
- The number of provisioned /64 address block in the pool
- The number of used /64 address block in the pool
- The number of free /64 address block in the pool
- The percentage of used address (with /64 address block)
- The percentage of free address (with /64 address block)

For each statistic (except for Provisioned Addresses), there is current value and peak value, peak value is the highest value since pool creation or last reset via command "clear router <rt-id> dhcp6 local-dhcp-server <svr-name> pool-ext-stats".

Parameters

pool-name

Specifies the name of DHCPv6 local server pool.

Platforms

7450 ESS, 7750 SR, 7750 SR-a, 7750 SR-e, 7750 SR-s, VSR

Output

The following output is an example of subnet statistics information.

Sample Output

```
show router 500 dhcp6 local-dhcp-server "d6" pool-ext-stats "pool-v6"
=====
Extended pool statistics for server "d6"
=====
-----
```

	Current	Peak	TimeStamp
Pool	pool-v6		
Local:			
Stable Leases	0	0	01/07/2013 19:54:52
Provisioned Blks	4		

```

Used Blks          0          0          01/07/2013 19:54:52
Free Blks         4          4          01/07/2013 19:54:52
Used Pct          0          0          01/07/2013 19:54:52
Free Pct         100        100        01/07/2013 19:54:52
Last Reset Time   01/07/2013 19:54:52
-----
Number of entries 1
=====

```

[Table 362: DHCP6 Pool Ext Stats Field Descriptions](#) describes DHCP6 extended pool statistics output fields.

Table 362: DHCP6 Pool Ext Stats Field Descriptions

Field	Description
Current	The current pool statistics
Peak	The peak value since the last reset
TimeStamp	The date and time of the last reset
Pool	The pool name
Stable Leases	The number of stable leases
Provisioned Blks	The number of provisioned blocks in this pool
Free Blks	The number of free blocks in this pool
Used Pct	The percentage of extended statistics in use
Free Pct	The percentage of /64 blocks currently unused
Last Reset Time	The date and time of the last reset
Number of entries	The total number of entries

pool-ext-stats

Syntax

pool-ext-stats [*pool-name*]

Context

[Tree] (clear>router>dhcp6>server pool-ext-stats)

[Tree] (clear>router>dhcp>server pool-ext-stats)

Full Context

clear router dhcp6 local-dhcp-server pool-ext-stats

clear router dhcp local-dhcp-server pool-ext-stats

Description

This command clears extended pool statistics.

Parameters

pool-name

Clears information about the pool name.

Platforms

7450 ESS, 7750 SR, 7750 SR-a, 7750 SR-e, 7750 SR-s, VSR

19.60 pool-stats

```
pool-stats
```

Syntax

```
pool-stats [pool-name]
```

Context

[\[Tree\]](#) (show>router>dhcp6>server pool-stats)

Full Context

```
show router dhcp6 local-dhcp-server pool-stats
```

Description

This command displays pool statistics.

Parameters

pool-name

Specifies the name of DHCPv6 local server pool.

Platforms

7450 ESS, 7750 SR, 7750 SR-a, 7750 SR-e, 7750 SR-s, VSR

Output

The following output is an example of pool statistics information.

Sample Output

```
*A:vsim-2# show router 500 dhcp6 local-dhcp-server "d6" pool-stats
=====
DHCPv6 server pool statistics
=====
Pool                               : v6-1
-----
```

```

Dropped Int no prefix WAN      : 0
Dropped Int no prefix SLAAC    : 0
=====
*A:vsim-2#
*A:vsim-2# show router 500 dhcp local-dhcp-server "d4" failover-
failover-pool-stats          failover-server-stats
*A:vsim-2# show router 500 dhcp local-dhcp-server "d4" failover-pool-stats
=====
Failover config for pool      v4-1
=====
Failover Admin State          inService
Failover Oper State           normal
Failover Persist Key          0xFFFFFFFF
Administrative MCLT           0h10m0s
Operational MCLT              0h10m0s
Startup Wait Time             0h2m0s
Partner Down Delay            23h59m59s
Ignore MCLT                   disabled
Failover statistics for pool  v4-1
-----
Dropped Invalid Packets      0
Failover Shutdown            0
Lease Already Expired        0
Maximum Lease Count Reached  0
Subnet Not Found              0
Range Not Found              0
Host Conflict                 0
Address Conflict              0
Peer Conflict                 0
Persistence Congestion       0
No Lease Hold Time Configured 0
Lease Not Found              0
-----
Number of pools found        1
=====
*A:vsim-2#

```

Table 363: Failover Pool Statistics Field Descriptions describes pool statistics output field descriptions.

Table 363: Failover Pool Statistics Field Descriptions

Field	Description
Failover Admin State	Identifiers the failover state of the DHCP server instance inService — The failover admin state is in service outOfService — The failover admin state is out of service
Failover Oper State	The operational state of a DHCP server instance
Failover Persist Key	The maximum amount of time that one server can extend a lease for a client's binding beyond the time known by the partner server
Administrative MCLT	The administrative Maximum Client Lead Time (MCLT)
Operational MCLT	Indicates the operational MCLT
Startup Wait Time	The startup wait time. The startup wait time is the time that one IP address pool attempts to contact the partner

Field	Description
	IP address pool. During this time, the IP address pool is unresponsive to DHCP client requests.
Partner Down Delay	The minimum safe-time after the beginning of COMMUNICATIONS-INTERRUPTED state. After the expiry of this time, the server enters the PARTNER-DOWN state.
Ignore McLT	The ignore McLT status. If, after the transition COMMUNICATIONS-INTERRUPTED-to-PARTNER-DOWN state, the DHCP server instance ignores the safety period with a duration of Maximum Client Lead Time; a 'true' value has the effect that the DHCP server starts offering IP addresses from the partner's scope immediately after this transition, without waiting for existing leases allocated by the partner and not known by this system to time out. A 'true' value increases the risk that duplicate addresses are offered; if the transition to PARTNER-DOWN state is likely to be caused by a failure of the partner system rather than a communications problem, this risk is reduced.
Failover statistics for pool	The failover statistics for each pool
Dropped Invalid Packets	The number of BNDUPD packets that were dropped because the packet was malformed
Failover Shutdown	The number of BNDUPD packets that were dropped because the failover state if the DHCP server instance is shut down
Lease Already Expired	The number of BNDUPD packets that were dropped because the corresponding lease has expired
Maximum Lease Count Reached	The number of BNDUPD packets that were dropped because the maximum number of leases were reached
Subnet Not Found	The number of BNDUPD packets that were dropped because a valid subnet could not be found for the lease
Range Not Found	The number of BNDUPD packets that were dropped because a valid include range could not be found for the lease.
Host Conflict	The number of BNDUPD packets that were dropped because this DHCP server instance has already leased this address to another host

Field	Description
Address Conflict	The number of BNDUPD packets that were dropped because this DHCP server instance has already leased another address to this host
Peer Conflict	The number of BNDUPD packets that were dropped because the failover peer has leased an address within a subnet range of which the failover control is set to local on this local DHCP server instance
Persist Congestion	The number of BNDUPD packets that were dropped because of persistence congestion on this DHCP server instance
No Lease Hold Time Configured	The number of BNDUPD packets that were dropped because the lease hold time is zero on this DHCP server instance
Lease Not Found	The number of Binding Database Update (BNDUPD) remove packets were dropped because the corresponding lease could not be found.
Number of pools found	The total number of pools found

19.61 pool-threshold-stats

pool-threshold-stats

Syntax

```
pool-threshold-stats [pool-name] detail [ format {exact | scientific}]
pool-threshold-stats [pool-name]
```

Context

[\[Tree\]](#) (show>router>dhcp6>server pool-threshold-stats)

Full Context

```
show router dhcp6 local-dhcp-server pool-threshold-stats
```

Description

This commands displays pool level threshold stats of local DHCPv6 server. A minimum-free threshold needs to be configured before system collects threshold stats for the prefix.

The stats for each threshold are calculated based on the configured minimum-free prefix length.

For example, a /59 prefix is provision in the local DHCPv6 server, and the server allocated two PD leases, one /62 and one /63. And there is a /63 minimum threshold configured. The threshold stats are calculated

based on /63 as the base unit (block). Then the value of current used block would be 3 because there is one /62 lease and one /63 lease, that equals to a total of three /63.

Parameters

pool-name

Specifies the name of the pool in local DHCPv6 server.

detail

Displays detailed output.

format

Specifies the format in the display to be either **exact** or **scientific**.

Platforms

7450 ESS, 7750 SR, 7750 SR-a, 7750 SR-e, 7750 SR-s, VSR

Output

The following output is an example of pool threshold statistics information.

Sample Output

```
show router 500 dhcp6 local-dhcp-server "d6" pool-threshold-stats "1"
=====
Server "d6"
=====
Operational state      : inService
-----
Pool                   : 1
-----
Stable leases         : 2
Advertised leases     : 0
-----
Threshold   Used   Peak   Too low   Depleted   Peak timestamp
-----
/62         25%   25%   N         N         01/21/2015 21:52:12
/63         19%   19%   N         N         01/21/2015 21:52:12
```

The command shown above displays an overview of pool level thresholds in the specified pool:

- The **Peak** field indicates the peak value of used
- The **Too low** field indicate if the configured minimum-free threshold is exceeded
- The **Depleted** field indicate if there is no available prefix with the length in the provisioned prefix
- The **Peak timestamp** field indicates the time of peak used value

```
show router 500 dhcp6 local-dhcp-server "d6" pool-threshold-stats "1" detail
=====
Server "d6"
=====
Operational state      : inService
-----
Pool                   : 1
-----
Stable leases         : 2
```

```

Advertised leases      : 0
-----
Threshold              : /62
-----
Current Provisioned Blks : 8.000000x10^0
Current Used Blks       : 2.000000x10^0
Current Free Blks       : 6.000000x10^0
Current Used Percent    : 25%
Current Used Peak Blks  : 2.000000x10^0
Current Used Peak Percent : 25%
Current Used Peak Time  : 01/21/2015 21:52:12
Current Free Percent    : 75%
Current Free Too Low   : N
Current Free Depleted  : N
Local Provisioned Blks  : 8.000000x10^0
Local Used Blks         : 2.000000x10^0
Local Free Blks         : 6.000000x10^0
Local Used Peak Blks    : 2.000000x10^0
Local Used Peak Percent : 25%
Local Used Peak Time    : 01/21/2015 21:52:12
Remote Provisioned Blks : 0.000000x10^0
Remote Used Blks        : 0.000000x10^0
Remote Free Blks        : 0.000000x10^0
Remote Used Peak Blks   : 0.000000x10^0
Remote Used Peak Percent : 0%
Remote Used Peak Time   : 01/21/2015 21:47:39
Peak Reset Time         : 01/21/2015 21:47:39
Valid Data              : Y
-----
Threshold              : /63
-----
Current Provisioned Blks : 1.600000x10^1
Current Used Blks       : 3.000000x10^0
Current Free Blks       : 1.300000x10^1
Current Used Percent    : 19%
Current Used Peak Blks  : 3.000000x10^0
Current Used Peak Percent : 19%
Current Used Peak Time  : 01/21/2015 21:52:12
Current Free Percent    : 81%
Current Free Too Low   : N
Current Free Depleted  : N
Local Provisioned Blks  : 1.600000x10^1
Local Used Blks         : 3.000000x10^0
Local Free Blks         : 1.300000x10^1
Local Used Peak Blks    : 3.000000x10^0
Local Used Peak Percent : 19%
Local Used Peak Time    : 01/21/2015 21:52:12
Remote Provisioned Blks : 0.000000x10^0
Remote Used Blks        : 0.000000x10^0
Remote Free Blks        : 0.000000x10^0
Remote Used Peak Blks   : 0.000000x10^0
Remote Used Peak Percent : 0%
Remote Used Peak Time   : 01/21/2015 21:47:39
Peak Reset Time         : 01/21/2015 21:47:39
Valid Data              : Y
  
```

The above command displays detailed statistics of all pool level thresholds in the specified pool:

- **Blks** in the output means the minimum free prefix length.
- **Valid Data** output indicates whether the data you see is valid or not. The data is invalid when a background stats update is scheduled or busy.

[Table 364: Pool Threshold Statistics Field Descriptions](#) describes pool threshold statistics output fields.

Table 364: Pool Threshold Statistics Field Descriptions

Field	Description
Operational state	The operational state of the local DHCP server instance unknown — The operational state is unknown inService — The operational state is in service outOfService — The operational state is out of service transition — The operational state is in transition waitPersistence — The DHCP server instance is waiting for a persistence action to complete.
Pool	The pool ID
Stable Leases	The number of stable leases
Advertised leases	The number of advertised leases
Threshold	The prefix level threshold
Current Provisioned Blks	The number of provisioned blocks in this pool
Current Used Blks	The number of used blocks in this pool
Current Free Blks	The number of free blocks in this pool
Current Used Percent	The percentage of used prefixes with the minimum free threshold length in the pool compared to the number of provisioned prefixes
Current Used Peak Blks	A 64-bit word of the peak value of the number of used blocks in the pool with a prefix length
Current Used Peak Percent	The peak value of the number of used prefixes with the minimum free threshold length in the pool as a percentage of the provisioned prefixes. This depends on the current failover state of the DHCP server or pool
Current Used Peak Time	The time at which the peak value of the number of used prefixes in the pool was reached
Current Free Percent	The percentage of free prefixes with the minimum free threshold length in the pool compared to the number of provisioned prefixes. This depends on the current failover state of the DHCP server or pool
Current Free Too Low	The number of free prefixes with the minimum free threshold length available in the pool that is below the configured number of prefixes with the minimum free threshold length

Field	Description
Current Free Depleted	The number of prefixes with the minimum free threshold length available in the pool
Local Provisioned Blks	A 64-bit word of the number of provisioned prefixes with the minimum free threshold length local in the pool
Local Used Blks	A 64-bit word of the number of used prefixes with the minimum free threshold length local in the pool
Local Free Blks	A 64-bit word of the number of free prefixes with the minimum free threshold length local in the pool
Local Used Peak Blks	A 64-bit word of the peak value of the number of used prefixes with the minimum free threshold length local in the pool
Local Used Peak Percent	The peak value of the number of used prefixes with the minimum free threshold length local in the pool as a percentage of the provisioned prefixes
Local Used Peak Time	The time at which the peak value of the number of used prefixes local in the pool was reached
Remote Provisioned Blks	A 64-bit word of the number of provisioned prefixes with the minimum free threshold length remote in the pool
Remote Used Blks	A 64-bit word of the number of used prefixes with the minimum free threshold length remote in the pool
Remote Free Blks	A 64-bit word of the number of free prefixes with the minimum free threshold length remote in the pool

pool-threshold-stats

Syntax

pool-threshold-stats [*pool-name*]

Context

[\[Tree\]](#) (clear>router>dhcp6>server pool-threshold-stats)

Full Context

clear router dhcp6 local-dhcp-server pool-threshold-stats

Description

This commands resets the peak stats in the pool level threshold stats in the specified pool. If the pool name is not specified, then the peak stats in all pools in the server are reset.

Parameters

pool-name

Clears information about the specified local DHCPv6 server pool.

Platforms

7450 ESS, 7750 SR, 7750 SR-a, 7750 SR-e, 7750 SR-s, VSR

19.62 pools

pools

Syntax

pools *mda-id[/port]*

pools *mda-id[/port]* *access-app* [*pool-name*]

pools *mda-id[/port]* *access-app* [**service** *service-id*]

pools *mda-id[/port]* *access-app* **queue-group** *queue-group-name* [**instance** *instance-id*]

pools *mda-id[/port]* **network-egress** [*pool-name*]

pools *mda-id[/port]* **network-egress** **queue-group** *queue-group-name* [**instance** *instance-id*]

pools *mda-id[/port]* [*direction* [{*pool-name* | **service** *service-id* | **queue-group** *queue-group-name*}
[**instance** *instance-id*]]]

pools *slot-number*

pools *slot-number* **fp** *fp-number*

pools *slot-number* **fp** *fp-number* *app-ingress*

Context

[\[Tree\]](#) (show pools)

Full Context

show pools

Description

This command displays pool information.

Parameters

mda-id[/port]

Displays the pool information of the specified MDA and port.

Values slot/mda[/port]

access-app

Specifies the pool application as either access ingress or egress.

Values access-ingress, access-egress

pool-name

Displays the pool information of the specified pool. If specified, the name must be **default**.

service-id

Displays pool information for the specified service.

Values 1 to 2148278386, *svc-name*: 64 char max

queue-group-name

Displays information for the specified queue group.

Values 32 chars max

instance-id

Specifies the identification of a specific instance of the queue group.

Values 1 to 65535

network-egress

Displays network egress information.

direction

Displays information for the ingress or egress direction.

Values ingress, egress

slot-number

Displays information for the specified card slot.

Values 1 to 10

fp-number

Displays information for the specified FP.

Values 1 to 8

app-ingress

Displays network ingress or access ingress information.

Values network-ingress, access-ingress

Platforms

All

Output

The following outputs are example of pool information, and [Table 365: Output Fields: show pools](#) describes the output fields.



Note:

The pool shared in use stat only increases when a queue is asking for a buffer outside its reserved size. If all the buffers in a pool are assigned to queues within their reserved size, then only the reserved in use size will increase. In case of resv CBS over subscription (CBS sum for all queues is bigger than pool resvCbs), it is possible that pool resv in use stat can increase above the actual pool reserved size.

Output Sample: show pools

```

*A:PE# show pools 5/1
=====
MDA Pools
=====
Slot/MDA      App.   Pool Name      Actual ResvCBS  PoolSize
              Admin ResvCBS
-----
5/1           Acc-Ing default      0                0
              30%
5/1           Acc-Egr default      0                0
              30%
5/1           Net-Egr default      0                0
              Sum
=====
Port Pools
=====
Port          App.   Pool Name      Actual ResvCBS  PoolSize
              Admin ResvCBS
-----
5/1/1        Acc-Ing default      16128            52224
              30%
5/1/1        Acc-Egr default      23040            75264
              30%
5/1/1        Net-Egr default      0                0
              Sum
5/1/2        Acc-Ing default      0                0
              30%
5/1/2        Acc-Egr default      0                0
              30%
5/1/2        Net-Egr default      32256            75264
              Sum
5/1/3        Acc-Ing default      0                0
              30%
5/1/3        Acc-Egr default      0                0
              30%
5/1/3        Net-Egr default      32256            75264
              Sum
5/1/4        Acc-Ing default      0                0
              30%
5/1/4        Acc-Egr default      0                0
              30%
5/1/4        Net-Egr default      32256            75264
              Sum
5/1/5        Acc-Ing default      0                0
              30%
5/1/5        Acc-Egr default      0                0
              30%
5/1/5        Net-Egr default      32256            75264
              Sum
=====
*A:PE#
  
```

Output Sample: show pools network-egress

```

*A:PE# show pools 5/1/5 network-egress
=====
Pool Information
=====
Port          : 5/1/5
Application   : Net-Egr          Pool Name      : default
CLI Config. Resv CBS : Sum
Resv CBS Step : 0%          Resv CBS Max   : 0%
Amber Alarm Threshold: 0%    Red Alarm Threshold : 0%
-----
Queue-Groups
-----
Queue-Group:Instance : qgl:1
-----
Utilization          State      Start-Avg   Max-Avg     Max-Prob
-----
HiPlus-Slope        Down      85%         100%        80%
High-Slope          Down      70%         90%         80%
Low-Slope            Down      50%         75%         80%
Exceed-Slope        Down      30%         55%         80%
Time Avg Factor     : 7
Pool Total          : 75264 KB
Pool Shared         : 43008 KB          Pool Resv      : 32256 KB
-----
Current Resv CBS    Provisioned   Rising       Falling      Alarm
%age               all Queues   Alarm Thd    Alarm Thd    Color
-----
Sum                32232 KB    NA           NA           Green
Pool Total In Use  : 0 KB
Pool Shared In Use : 0 KB          Pool Resv In Use : 0 KB
WA Shared In Use  : 0 KB
HiPlus-Slope Drop Pr*: 0          Hi-Slope Drop Prob : 0
Lo-Slope Drop Prob : 0          Excd-Slope Drop Prob : 0
=====
Queue Information
=====
Queue : 1 Net=be Port=5/1/5
=====
FC Map          : be
Dest Tap        : not-applicable    Dest FP        : not-applicable
Admin PIR       : 10000000           Oper PIR       : Max
Admin CIR       : 0                 Oper CIR       : 0
Admin MBS       : 37632 KB          Oper MBS       : 37632 KB
High-Plus Drop T*: 37632 KB        High Drop Tail : 37632 KB
Low Drop Tail   : 33792 KB          Exceed Drop Tail : 33792 KB
CBS             : 744 KB           Depth          : 0
Slope           : not-applicable
=====
Queue : 2 Net=l2 Port=5/1/5
=====
FC Map          : l2
Dest Tap        : not-applicable    Dest FP        : not-applicable
Admin PIR       : 10000000           Oper PIR       : Max
Admin CIR       : 2500000           Oper CIR       : 2500000
Admin MBS       : 37632 KB          Oper MBS       : 37632 KB
High-Plus Drop T*: 37632 KB        High Drop Tail : 37632 KB
Low Drop Tail   : 33792 KB          Exceed Drop Tail : 33792 KB
CBS             : 2256 KB           Depth          : 0
Slope           : not-applicable
=====

```

```
Queue : 3 Net=af Port=5/1/5
=====
FC Map          : af
Dest Tap        : not-applicable      Dest FP        : not-applicable
Admin PIR       : 10000000            Oper PIR       : Max
Admin CIR       : 2500000             Oper CIR       : 2500000
Admin MBS       : 37632 KB            Oper MBS       : 37632 KB
High-Plus Drop T* : 37632 KB          High Drop Tail : 37632 KB
Low Drop Tail   : 33792 KB            Exceed Drop Tail : 33792 KB
CBS             : 7488 KB              Depth          : 0
Slope           : not-applicable
=====
Queue : 4 Net=l1 Port=5/1/5
=====
FC Map          : l1
Dest Tap        : not-applicable      Dest FP        : not-applicable
Admin PIR       : 10000000            Oper PIR       : Max
Admin CIR       : 2500000             Oper CIR       : 2500000
Admin MBS       : 18816 KB            Oper MBS       : 18816 KB
High-Plus Drop T* : 18816 KB          High Drop Tail : 18816 KB
Low Drop Tail   : 16896 KB            Exceed Drop Tail : 16896 KB
CBS             : 2256 KB              Depth          : 0
Slope           : not-applicable
=====
Queue : 5 Net=h2 Port=5/1/5
=====
FC Map          : h2
Dest Tap        : not-applicable      Dest FP        : not-applicable
Admin PIR       : 10000000            Oper PIR       : Max
Admin CIR       : 10000000           Oper CIR       : Max
Admin MBS       : 37632 KB            Oper MBS       : 37632 KB
High-Plus Drop T* : 37632 KB          High Drop Tail : 37632 KB
Low Drop Tail   : 33792 KB            Exceed Drop Tail : 33792 KB
CBS             : 7488 KB              Depth          : 0
Slope           : not-applicable
=====
Queue : 6 Net=ef Port=5/1/5
=====
FC Map          : ef
Dest Tap        : not-applicable      Dest FP        : not-applicable
Admin PIR       : 10000000            Oper PIR       : Max
Admin CIR       : 10000000           Oper CIR       : Max
Admin MBS       : 37632 KB            Oper MBS       : 37632 KB
High-Plus Drop T* : 37632 KB          High Drop Tail : 37632 KB
Low Drop Tail   : 33792 KB            Exceed Drop Tail : 33792 KB
CBS             : 7488 KB              Depth          : 0
Slope           : not-applicable
=====
Queue : 7 Net=h1 Port=5/1/5
=====
FC Map          : h1
Dest Tap        : not-applicable      Dest FP        : not-applicable
Admin PIR       : 10000000            Oper PIR       : Max
Admin CIR       : 10000000           Oper CIR       : 1000000
Admin MBS       : 18816 KB            Oper MBS       : 18816 KB
High-Plus Drop T* : 18816 KB          High Drop Tail : 18816 KB
Low Drop Tail   : 16896 KB            Exceed Drop Tail : 16896 KB
CBS             : 2256 KB              Depth          : 0
Slope           : not-applicable
=====
Queue : 8 Net=nc Port=5/1/5
=====
FC Map          : nc
Dest Tap        : not-applicable      Dest FP        : not-applicable
```

```

Admin PIR      : 10000000      Oper PIR      : Max
Admin CIR      : 10000000      Oper CIR      : 10000000
Admin MBS      : 18816 KB      Oper MBS      : 18816 KB
High-Plus Drop T*: 18816 KB    High Drop Tail : 18816 KB
Low Drop Tail  : 16896 KB      Exceed Drop Tail : 16896 KB
CBS            : 2256 KB       Depth         : 0
Slope         : not-applicable

=====
Queue : netQGrp->qgl:1(5/1/5)->1
=====
FC Map        : not-applicable
Dest Tap      : not-applicable      Dest FP      : not-applicable
Admin PIR     : 10000000      Oper PIR     : Max
Admin CIR     : 0             Oper CIR     : 0
Admin MBS     : 12288 KB      Oper MBS     : 12288 KB
High-Plus Drop T*: 12288 KB    High Drop Tail : 12288 KB
Low Drop Tail : 10944 KB      Exceed Drop Tail : 9792 KB
CBS           : 0 KB         Depth        : 0
Slope         : not-applicable

=====
* indicates that the corresponding row element may have been truncated.
*A:PE#

```

Output Sample: show pool access-ingress

```

*A:PE# show pools 5/1/1 access-ingress
=====
Pool Information
=====
Port          : 5/1/1
Application   : Acc-Ing          Pool Name     : default
CLI Config. Resv CBS : 30%(default)
Resv CBS Step : 0%             Resv CBS Max  : 0%
Amber Alarm Threshold: 0%      Red Alarm Threshold : 0%

-----
Utilization          State      Start-Avg    Max-Avg      Max-Prob
-----
HiPlus-Slope        Down          85%          100%         80%
High-Slope          Down          70%          90%          80%
Low-Slope           Down          50%          75%          80%
Exceed-Slope        Down          30%          55%          80%
Time Avg Factor     : 7
Pool Total          : 52224 KB
Pool Shared         : 36096 KB          Pool Resv     : 16128 KB

-----
Current Resv CBS    Provisioned    Rising        Falling        Alarm
%age               all Queues    Alarm Thd    Alarm Thd     Color
-----
30%                0 KB         NA           NA            Green
Pool Total In Use  : 0 KB
Pool Shared In Use : 0 KB          Pool Resv In Use : 0 KB
WA Shared In Use   : 0 KB
HiPlus-Slope Drop Pr*: 0          Hi-Slope Drop Prob : 0
Lo-Slope Drop Prob : 0          Excd-Slope Drop Prob : 0

=====
Queue Information
=====
Queue : 1->5/1/1:1->1
=====
FC Map          : be l2 af l1 h2 ef h1 nc

```

```

Dest Tap      : 5/1          Dest FP      : 1
Admin PIR     : 10000000    Oper PIR     : Max
Admin CIR     : 0           Oper CIR     : 0
Admin FIR     : 0           Oper FIR     : 0
Admin MBS     : 12288 KB    Oper MBS     : 12288 KB
High-Plus Drop Tail : 12288 KB    High Drop Tail : 12288 KB
Low Drop Tail : 10944 KB    Exceed Drop Tail : 9792 KB
CBS           : 0 KB        Depth        : 0
Slope         : not-applicable

=====
Queue : 1->5/1/1:1->11
=====
FC Map        : be l2 af l1 h2 ef h1 nc
Dest Tap      : MCast       Dest FP      : not-applicable
Admin PIR     : 10000000    Oper PIR     : Max
Admin CIR     : 0           Oper CIR     : 0
Admin FIR     : 0           Oper FIR     : 0
Admin MBS     : 12288 KB    Oper MBS     : 12288 KB
High-Plus Drop Tail : 12288 KB    High Drop Tail : 12288 KB
Low Drop Tail : 10944 KB    Exceed Drop Tail : 9792 KB
CBS           : 0 KB        Depth        : 0
Slope         : not-applicable

=====
No Matching Entries
=====
* indicates that the corresponding row element may have been truncated.
*A:PE#
  
```

Sample Output: show pools access-egress

```

*A:PE# show pools 5/1/1 access-egress
=====
Pool Information
=====
Port          : 5/1/1
Application   : Acc-Egr      Pool Name     : default
CLI Config. Resv CBS : 30%(default)
Resv CBS Step : 0%         Resv CBS Max  : 0%
Amber Alarm Threshold: 0%   Red Alarm Threshold : 0%
-----
Queue-Groups
-----
Queue-Group:Instance : policer-output-queues:1
-----
Utilization          State      Start-Avg   Max-Avg     Max-Prob
-----
HiPlus-Slope        Down      85%         100%        80%
High-Slope           Down      70%         90%         80%
Low-Slope            Down      50%         75%         80%
Exceed-Slope        Down      30%         55%         80%
Time Avg Factor     : 7
Pool Total          : 75264 KB
Pool Shared         : 52224 KB      Pool Resv    : 23040 KB
-----
Current Resv CBS    Provisioned   Rising       Falling      Alarm
%age               all Queues   Alarm Thd   Alarm Thd   Color
-----
30%                0 KB         NA           NA           Green
Pool Total In Use  : 0 KB
Pool Shared In Use : 0 KB      Pool Resv In Use : 0 KB
  
```

```

WA Shared In Use      : 0 KB
HiPlus-Slope Drop Pr*: 0           Hi-Slope Drop Prob      : 0
Lo-Slope Drop Prob   : 0           Excd-Slope Drop Prob   : 0
=====
Queue Information
=====
Queue : 1->5/1/1:1->1
=====
FC Map                : be l2 af l1 h2 ef h1 nc
Dest Tap              : not-applicable  Dest FP                : not-applicable
Admin PIR             : 10000000       Oper PIR               : Max
Admin CIR             : 0              Oper CIR               : 0
Admin MBS             : 12288 KB       Oper MBS               : 12288 KB
High-Plus Drop Tail  : 12288 KB       High Drop Tail        : 12288 KB
Low Drop Tail         : 10944 KB       Exceed Drop Tail      : 9792 KB
CBS                   : 0 KB           Depth                  : 0
Slope                 : not-applicable
=====
Queue : accQGrp->policer-output-queues:1(5/1/1)->1
=====
FC Map                : not-applicable
Dest Tap              : not-applicable  Dest FP                : not-applicable
Admin PIR             : 10000000       Oper PIR               : Max
Admin CIR             : 0              Oper CIR               : 0
Admin MBS             : 12288 KB       Oper MBS               : 12288 KB
High-Plus Drop Tail  : 12288 KB       High Drop Tail        : 12288 KB
Low Drop Tail         : 10944 KB       Exceed Drop Tail      : 9792 KB
CBS                   : 0 KB           Depth                  : 0
Slope                 : not-applicable
=====
Queue : accQGrp->policer-output-queues:1(5/1/1)->2
=====
FC Map                : not-applicable
Dest Tap              : not-applicable  Dest FP                : not-applicable
Admin PIR             : 10000000       Oper PIR               : Max
Admin CIR             : 0              Oper CIR               : 0
Admin MBS             : 12288 KB       Oper MBS               : 12288 KB
High-Plus Drop Tail  : 12288 KB       High Drop Tail        : 12288 KB
Low Drop Tail         : 10944 KB       Exceed Drop Tail      : 9792 KB
CBS                   : 0 KB           Depth                  : 0
Slope                 : not-applicable
=====
* indicates that the corresponding row element may have been truncated.
*A:PE#

```

Output Fields: show pools

Table 365: Output Fields: show pools describes the output fields for the **show pools** command.

Table 365: Output Fields: show pools

Label	Description
Type	Specifies the pool type.
ID-FP	Specifies the card-FP or MDA-FP or card, MDA, or port designation.

Label	Description
Application/Type	Specifies what the pool would be used for. The pools could be used for access or network traffic at either ingress or egress.
Pool Name	Specifies the name of the pool being used.
Resv CBS	Specifies the percentage of pool size reserved for CBS.
Utilization	Specifies the type of the slope policy.
State	The administrative status of the port.
Start-Avg	Specifies the percentage of the buffer utilized after which the drop probability starts to rise above 0.
Max-Avg	Specifies the percentage of the buffer utilized after which the drop probability is 100 percent. This implies that all packets beyond this point will be dropped.
Time Avg Factor	Specifies the time average factor the weighting between the previous shared buffer average utilization result and the new shared buffer utilization in determining the new shared buffer average utilization.
Actual ResvCBS	Specifies the actual percentage of pool size reserved for CBS.
Admin ResvCBS	Specifies the percentage of pool size reserved for CBS.
PoolSize	Specifies the size in percentage of buffer space. The value '-1' implies that the pool size should be computed as per fair weighting between all other pools.
Pool Total	Displays the total pool size.
Pool Shared	Displays the amount of the pool which is shared.
Pool Resv	Specifies the percentage of reserved pool size.
Pool Total In Use	Displays the total amount of the pool which is in use.
Pool Shared In Use	Displays the amount of the pool which is shared that is in use.

19.63 port

port

Syntax

port [*port-id*] [**statistics** [**egress-aggregate**]] [**detail**]

port *port-id* **associations**

port [*port-id*] **description** [**detail**]

port *port-id* **dotx1** [**detail**]

port aps
port [*port-id*] **cem**
port *port-id* **atm** [**detail**]
port *port-id* **atm connections**
port *port-id* **atm cp** [*cp*] [**detail**]
port *port-id* **atm ilmi** [**detail**]
port *port-id* **atm interface-connection** [**detail**]
port *port-id* **atm pvc** [*vpi/vci*] [**detail**]
port *port-id* **atm pvp** [*vpi*] [**detail**]
port *port-id* **atm pvt** [*vpi1.vpi2*] [**detail**]
port *port-id* **cisco-hlhc**
port *port-id* **ethernet** [**association** | **detail**]
port *port-id* **ethernet** [**association** | **detail**] **efm-oam** [**event-logs** [{**failure** | **degraded**}] [{**active** | **cleared**}]
port *port-id* **ethernet** [**association** | **detail**] **lldp** [**nearest-bridge** | **nearest-non-tpmr** | **nearest-customer**] [**remote-info**] [**detail**]
port *port-id* **frame-relay** [**detail**]
port *port-id* **hs-secondary-shaper** *secondary-shaper-name* [**statistics** | **associations**]
port *port-id* **hs-secondary-shaper**
port *port-id* **hw-agg-shaper-scheduler** [**statistics**] [**monitor-threshold**]
port *port-id* **ima-link**
port *port-id* **macsec sub-port** *sub-port-id* [**detail**] [**statistics**]
port *port-id* **mlfr-link**
port *port-id* **monitor-threshold**
port *port-id* **optical**
port *port-id* **otu**
port *port-id* **port-queues** *queue* *queue-id*
port *port-id* **port-queues** *queue* **depth** [*queue* *queue-id*]
port *port-id* **port-scheduler** **statistics**
port *port-id* **ppp** [**detail**]
port *port-id* **queue-group** [**ingress** | **egress**] [*queue-group-name*] [**access** | **network**] [**instance** *instance-id*]
port *port-id* **queue-group** [**ingress** | **egress**] [*queue-group-name*] [**access** | **network**] **associations** [**instance** *instance-id*]
port *port-id* **queue-group** [**ingress** | **egress**] *queue-group-name* [**access** | **network**] [**instance** *instance-id*] **queue-depth** [*queue* *queue-id*]
port *port-id* **queue-group** [**ingress** | **egress**] [*queue-group-name*] [**access** | **network**] **statistics** [**instance** *instance-id*]

port *port-id* **queue-group summary**
port *port-id* **vport** *vport-name* **monitor-threshold**

Context

[Tree] (show port)

Full Context

show port

Description

This command displays port or channel information.

If the *port-id* parameter only specifies a portion of a port identifier, a summary of all ports that start with that portion is displayed. For example, specifying a slot number and MDA number displays a summary of all ports on that MDA. If no *port-id* is provided, a summary of all ports in the system is displayed.

If the **detail** keyword is specified without any *port-id*, the detailed output of every port is displayed. This is useful for generating a complete report or as an input into the "|" match" post-filtering command to display only specific fields for all ports (customized summaries).

If the *port-id* specifies a unique port, information about that port is displayed. The specific information displayed depends on the type of port. Additional information can be displayed if the **detail** keyword is included. In addition, information subsets can be displayed by using various keywords. For example, the **otu** keyword displays only the OTU interface information for the port.

When the **associations** keyword is specified and the *port-id* is a member of a LAG, the command is interpreted as a request to display the associations of that LAG (see the **show lag lag-id associations** command).

Parameters

port-id

Specifies the physical port ID in the form *slot/mda/port*. The following table describes the port ID values.

Table 366: Port ID values

Product	Slot	MDA	Port	Values
7750 SR-12	1 to 10	1, 2	1 to 60	—
7750 SR-7	1 to 5	1, 2	(depending on the MDA type)	—
7950 XRS	1 to 20	—		—
7450 ESS-7	—	—		1 to 4
7450 ESS-12	—	—		1 to 0
Channelized MDAs				
CHOC12-SFP	—			<i>slot/mda/port</i> [1 to 4]. [1 to 3]. [1 to 28]. [..24] For example, 7/2/1.1.1.28.24

Product	Slot	MDA	Port	Values
CHOC3-SFP	—			<i>slot/mda/port</i> . [1 to 3]. [1 to 28]. [..24] For example, 7/2/1.1.28.24
DS3	—			<i>slot/mda/port</i> . [1 to 28] . [..24] For example, 7/1/1.1.1

Values

port-id

slot[/mda[/port]] or

slot/mda/port [.channel]

aps-id *aps-group-id* [.channel]

aps

keyword

group-id

1 to 64

ccag-id *slot/mda/path-id* [*cc-type*]

path-id

a,b

cc-type

.sap-net, .net-sap

eth-sat-id *esat-id* [/slot/[u]port]

esat

keyword

id

1 to 20

u

keyword for up-link port

pxc-id *pxc-id.sub-port*

pxc

keyword

id

1 to 64

sub-port

a, b

esa-port *esa-esa-id* [/vm-id[/esa-keyword]]

esa keyword

esa-id 1 to 16

vm-id 1 to 4

esa-keyword **fm-sub**

Information/statistics on the internal interface toward an AA ESA-VM for from-subscriber traffic

to-sub	Information/statistics on the internal interface toward an AA ESA-VM for to-subscriber traffic
aa-svc	Information/statistics on the internal interface toward an AA ESA-VM for aa-service traffic
private	Information/statistics on the internal interface toward a tunnel ESA-VM for private traffic
public	Information/statistics on the internal interface toward a tunnel ESA-VM for public traffic
ike	Information/statistics on the internal interface toward a tunnel ESA-VM for IKE traffic
icmp	Information/statistics on the internal interface toward a tunnel ESA-VM for ICMP traffic
frag	Information/statistics on the internal interface toward a tunnel ESA-VM for fragmented traffic
nat-in-ip	Information/statistics on the internal interface toward a BB ESA-VM for NAT44 and NAT64 upstream/downstream traffic on the inside, for WLAN-GW tunnel traffic from/towards access points, or for a reassembly traffic over a SAP-based interface
nat-out-ip	Information/statistics on the internal interface toward a BB ESA-VM for NAT44, DS-Lite, NAT64 and L2-aware NAT upstream/downstream traffic on the outside, or for WLAN-GW UE traffic from/towards the network
nat-in-l2	Information/statistics on the internal interface toward a BB ESA-VM for L2-aware NAT
lns-net	Information/statistics on the internal interface toward a LNS ESA-VM, L2TP encapsulated packets from the LAC undergoes L2TP header removal
lns-esm	Information/statistics on the internal interface toward a LNS ESA-VM,

IP packets from the network which
undergoes L2TP encapsulation

nat-in-ds Information/statistics on the internal
interface toward a BB ESA-VM for DS-
lite upstream/downstream traffic on the
inside

lo-gre Information/statistics on the internal
interface between a WLAN-GW anchor
ESA VM and tunnel ESA VM, for both
up and downstream traffic

access

Specifies that the queue group name is on an access port.

active

Keyword to display only active events.

aps

Displays ports on APS groups.

associations

Displays a list of port association.

atm

Displays ATM information.

cem

Displays CEM encap ports and channels.

cisco-hdlc

Displays Cisco HDLC port information.

cleared

Keyword to display remote information on the bridge MAC.

connections

Displays ATM connection information.

cp

Displays ATM port connection profile information.

degraded

Keyword to display degrade severity events.

description

Displays port description strings.

detail

Provides detailed information.

dot1x

Displays information about 802.1x status and statistics.

egress

Specifies whether the queue group name is an egress policy.

egress-aggregate

Displays aggregate egress statistics.

ethernet

Displays Ethernet port information.

failure

Keyword to display failure severity events.

frame-relay

Displays Frame Relay information.

hs-secondary-shaper

Displays information about a specific HS secondary shaper on a port.

ilmi

Displays ATM ILMI information.

ima-link

Displays the link-based IMA information for the port.

ingress

Specifies whether the queue group name is an ingress policy.

interface-connection

Displays ATM connection information.

instance-id

Specifies the identification of a specific instance of the queue group.

Values 1 to 65535

macsec

Displays the MACsec information for the port.

mlfr-link

Displays link-based MLFR information for the port.

monitor-threshold

Displays the exceed-count for the port-scheduler under Vport (if specified) or for a physical port.

optical

Displays optical information.

otu

Displays optical transport unit (OTU) information.

nearest-bridge

Displays nearest bridge information.

nearest-customer

Displays nearest customer information.

nearest-non-tpmr

Displays nearest Two-Port MAC Relay (TPMR) information.

network

Specifies that the queue group name is on a network port.

port-scheduler

Displays the packet and octet counters for traffic exiting the specified port with an applied port scheduler policy, showing the total forwarded and dropped packets and octets, and the forwarded and dropped packets and octets per level.

ppp

Displays PPP protocol information for the port.

pvc

Displays ATM port PVC information.

pvp

Displays ATM port PVP information.

pvt

Displays ATM port PVT information.

queue

Displays the queue information.

queue-depth

Displays queue depth information for the specified queue group queue.

queue-group

Displays the queue group information.

queue-group-name

Specifies the name of an existing queue group template, up to 32 characters.

queue-id

Specifies the queue identification.

Values 1 to 16

remote-info

Displays remote information on the bridge MAC.

secondary-shaper-name

Displays information about the HS secondary name, up to 32 characters.

statistics

Displays port statistics.

vci

Specifies the ATM network virtual channel identifier (VCI).

Values 1, 2, 5 to 65535

vpi

Specifies the ATM network virtual path identifier (VPI).

Values 0 to 4095 (NNI)

0 to 255 (UNI)

vpi1.vpi2

Specifies the ATM network virtual path identifiers (VPIs).

Values 0 to 4095.0 to 4095 (NNI)
0 to 255.0 to 255 (UNI)

vport-name

Specifies the name of the Vport up, to 32 characters in length.

Platforms

All

Output

The following sections provide output samples. [Table 367: Output Fields: show port <port-id>](#) provides an alphabetized list of descriptions for the output fields.

- [Sample Output: show port <port-id> \(Summary Table of Ports\)](#)
- [Sample Output: show port <port-id> atm](#)
- [Sample Output: show port <port-id> associations](#)
- [Sample Output: show port <port-id> atm cp](#)
- [Sample Output: show port <port-id> detail \(Ethernet Interface Port\)](#)
- [Sample Output: show port <port-id> \(Excerpt Showing CFP Port with a QSFP28 Adapter\)](#)
- [Sample Output: show port <port-id> dot1x](#)
- [Sample Output: show port <port-id> ethernet](#)
- [Sample Output: show port <port-id> ethernet efm-oam](#)
- [Sample Output: show port <port-id> ethernet efm-oam event-logs](#)
- [Sample Output: show port <port-id> ethernet efm-oam event-logs](#)
- [Sample Output: show port <port-id> ethernet lldp remote-info detail](#)
- [Sample Output: show port <port-id> ethernet lldp detail](#)
- [Sample Output: show port <port-id> frame-relay](#)
- [Sample Output: show port <port-id> macsec sub-port <sub-port-id> detail](#)
- [Sample Output: show port <port-id> macsec sub-port <sub-port-id> statistics](#)
- [Sample Output: show port <port-id> optical detail](#)
- [Sample Output: show port <port-id> otu detail](#)
- [Sample Output: show port <port-id> port-scheduler statistics](#)
- [Sample Output: show port <port-id> port-queues queue <queue-id>](#)
- [Sample Output: show port <port-id> ppp](#)
- [Sample Output: show port <port-id> queue-group ingress](#)
- [Sample Output: show port <port-id> sonet path detail](#)

- [Sample Output: show port <port-id> \(Showing Channelized Ports\)](#)
- [Sample Output: show port <port-id> \[statistics \[egress-aggregate\]\] \[detail\]](#)
- [Sample Output: show port <port-id> vport <vport-name>](#)
- [Sample Output: show port](#)

Sample Output: show port <port-id> (Summary Table of Ports)

```
*A:ALU-1# show port 1/1
=====
Ports on Slot 1
=====
Port      Admin Link Port   Cfg  Oper  LAG/  Port  Port  Port   SFP/XFP/
Id        State  State State  MTU  MTU   Bndl  Mode  Encp  Type   MDIMDX
-----
1/1/1     Down  No   Down   1518 1518   1  accs dotq gige
1/1/2     Down  No   Down   1578 1578   -  netw null gige
1/1/3     Down  No   Down   1578 1578   -  netw null gige
1/1/4     Up    No   Down   1514 1514   -  accs null gige
1/1/5     Up    No   Down   1578 1578   -  netw null gige
=====
*A:ALU-1#
```

Sample Output: show port <port-id> atm

```
B:Dut-D# show port 2/2/1.1.1.1 atm
=====
ATM Info for 2/2/1.1.1.1
=====
Cell Mode           : UNI           Mapping          : Direct
Configured VCs      : 16           Configured VPs   : 0
Configured VTs      : 0           Configured IFCs  : 0
Configured minimum VPI: 0
Last Unknown VPI/VCI : none
=====
TC Sublayer Information
=====
TC Alarm State      : No Alarm      Number OCD Events : 0
HEC Errors (Dropped) : 0           HEC Errors (Fixed) : 0
=====
ATM Bandwidth Info
=====
                kbps      %                kbps      %
-----
Ingress CBR       : 0           0%           Egress CBR       : 0           0%
Ingress RT-VBR    : 0           0%           Egress RT-VBR    : 0           0%
Ingress NRT-VBR   : 0           0%           Egress NRT-VBR   : 0           0%
Ingress UBR       : 0           0%           Egress UBR       : 0           0%
-----
Ingress Total     : 0           0%           Egress Total     : 0           0%
ATM Link Bandwidth : 1920 kbps
Shaped Bandwidth  : 0 kbps
=====
B:Dut-D#

B:Dut-D# show port 2/2/1.1.1.1 atm detail
=====
ATM Info for 2/2/1.1.1.1
=====
Cell Mode           : UNI           Mapping          : Direct
Configured VCs      : 16           Configured VPs   : 0
```

```

Configured VTs      : 0          Configured IFCs      : 0
Configured minimum VPI: 0
Last Unknown VPI/VCI : none
=====
TC Sublayer Information
=====
TC Alarm State      : No Alarm      Number OCD Events  : 0
HEC Errors (Dropped) : 0          HEC Errors (Fixed) : 0
=====
ATM Bandwidth Info
=====
                kbps      %                kbps      %
-----
Ingress CBR       : 0          0%      Egress CBR       : 0          0%
Ingress RT-VBR   : 0          0%      Egress RT-VBR   : 0          0%
Ingress NRT-VBR  : 0          0%      Egress NRT-VBR  : 0          0%
Ingress UBR      : 0          0%      Egress UBR      : 0          0%
-----
Ingress Total     : 0          0%      Egress Total     : 0          0%
ATM Link Bandwidth : 1920 kbps
Shaped Bandwidth  : 0 kbps
=====
ATM Statistics
=====
                Input                Output
-----
Octets           228425945553          228453511542
Cells           4309923501             4310443614
Unknown VPI/VCI Cells  4294967295
=====
AAL-5 Packet Statistics
=====
                Input                Output
-----
Packets         4302445396             4302705455
Dropped Packets 0
CRC-32 Errors   0
=====
A:timetra-sim110#

B:Dut-D# show port 2/1/1 atm connections
=====
ATM Connections, Port 2/1/1
=====
      Owner  Type   Ing.TD  Egr.TD  Adm  OAM      Opr
-----
cp.1     SAP   CP      1       1     up
10/10    SAP   PVC     1       1     up  up
10/11    SAP   PVC     1       1     up  up
20/20    SAP   PVC     1       1     up  up
=====
B:Dut-D#

```

Sample Output: show port <port-id> associations

```

A:ALA-1# show port 1/1/6 associations
=====
Interface Table
=====
Router/ServiceId      Name                Encap Val
-----
Router: Base          if1000              1000

```

```
Router: Base          if2000          2000
-----
Interfaces
=====
A;ALA-1#
```

Sample Output: show port <port-id> atm cp

```
A:SR12# show port 3/1/1 atm cp detail
=====
ATM CP, Port 3/1/1
=====
CP      Owner  Type   Ing.TD  Egr.TD  Adm  OAM      Opr
-----
5       SAP    CP     1       1
=====
ATM CP Statistics
=====
Input                Output
-----
Octets                284958830153      15950085
Cells                 5376581701        300945
Dropped CLP=0 Cells           90                200
Dropped Cells (CLP=0+1)       290
Tagged Cells                  780
=====
ATM CP, Port 3/1/1
=====
CP      Owner  Type   Ing.TD  Egr.TD  Adm  OAM      Opr
-----
9       SAP    CP     1       1
=====
ATM CP Statistics
=====
Input                Output
-----
Octets                284958830153      15950085
Cells                 5376581701        300945
Dropped CLP=0 Cells           90                200
Dropped Cells (CLP=0+1)       290
Tagged Cells                  780
=====
A:SR12#
```

Sample Output: show port <port-id> detail (Ethernet Interface Port)

```
A:ALU-1# show port 5/1/4 detail
=====
Ethernet Interface
=====
Description          : 10-Gig Ethernet
Interface            : 5/1/4
Link-level           : Ethernet
Admin State          : up
Oper State            : down
Physical Link        : No
Single Fiber Mode    : No
IfIndex              : 170000384
Last State Change    : 04/28/2017 13:09:15
Hold Time Down Rmng : 0 cs
Last Cleared Time     : N/A
Phys State Chng Cnt : 10
Oper Speed           : 10 Gbps
Config Speed         : N/A
Oper Duplex          : full
Config Duplex        : N/A
MTU                  : 9212
Min Frame Length     : 64 Bytes
Hold time up         : 0 seconds
Hold time down       : 0 seconds
Hold Time Up Rmng   : 0 cs
DDM Events           : Enabled
RS-FEC Mode          : None
```

```

Configured Mode      : network
Dot1Q Ethertype     : 0x8100
PBB Ethertype       : 0x88e7
Ing. Pool % Rate    : 100
Ing. Pool Policy    : n/a
Egr. Pool Policy    : n/a
Net. Egr. Queue Pol : default
Egr. Sched. Pol     : n/a
HS Scheduler Plcy   : default
HS Port Pool Plcy   : default
Monitor Port Sched  : Disabled
Monitor Agg Q Stats : Disabled
Auto-negotiate      : N/A
Oper Phy-tx-clock   : not-applicable
Accounting Policy   : None
Acct Plcy Eth Phys  : None
Egress Rate         : Default
Oper Egress Rate    : unrestricted
Load-balance-algo   : Default
Access Bandwidth    : Not-Applicable
Access Available BW : 0
Access Booked BW    : 0
Sflow               : Disabled

Dampening State     : Active
Suppress Threshold  : 1500
Max Penalties       : 4000
Half Life           : 20 seconds

Down-when-looped    : Disabled
Loop Detected       : False
Use Broadcast Addr  : False

Sync. Status Msg.   : Disabled
Tx DUS/DNU          : Disabled
SSM Code Type       : sdh

Down On Int. Error  : Disabled

CRC Mon SD Thresh   : Disabled
CRC Mon SF Thresh   : Disabled

Sym Mon SD Thresh   : Disabled
Sym Mon SF Thresh   : Disabled

EFM OAM             : Disabled
Ignr EFM OAM State  : False

Configured Address  : 10:e8:78:4d:24:f0
Hardware Address    : 10:e8:78:4d:24:f0
Cfg Alarm           : remote local

Transceiver Data

Transceiver Status  : operational
Transceiver Type    : SFP
Model Number        : 3HE04823AAAA01 ALA IPU3ANKEAA
TX Laser Wavelength: 1310 nm
Connector Code      : LC
Manufacture date    : 2016/07/23
Serial Number       : AW40PC8
Part Number         : FTLX1471D3BCL-A5
Optical Compliance  : 10GBASE-LR

Encap Type          : null
QinQ Ethertype     : 0x8100
Egr. Pool % Rate   : 100

MDI/MDX            : N/A
Collect-stats      : Disabled
Collect Eth Phys   : Disabled
Ingress Rate       : Default

LACP Tunnel        : Disabled
Booking Factor     : 100

Current Penalties   : 2297
Reuse Threshold     : 1000
Max Suppress Time   : 40 seconds

Keep-alive         : 10
Retry              : 120

Rx Quality Level   : N/A
Tx Quality Level   : N/A
ESMC Tunnel        : Disabled

DOIE Tx Disable    : Disabled

CRC Mon Window     : 10 seconds

Sym Mon Window     : 10 seconds
Tot Sym Mon Errs   : 0

EFM OAM Link Mon   : Disabled
  
```

Link Length support: 10km for SMF

=====
 Transceiver Digital Diagnostic Monitoring (DDM), Internally Calibrated
 =====

	Value	High Alarm	High Warn	Low Warn	Low Alarm
Temperature (C)	+38.1	+78.0	+73.0	-8.0	-13.0
Supply Voltage (V)	3.31	3.70	3.60	3.00	2.90
Tx Bias Current (mA)	40.3	85.0	80.0	20.0	15.0
Tx Output Power (dBm)	-1.29	2.00	1.00	-7.00	-8.00
Rx Optical Power (avg dBm)	-1.38	2.50	2.00	-18.01	-20.00

=====
 OTU Interface
 =====

OTU Status : Disabled
 =====

=====
 Traffic Statistics
 =====

	Input	Output
Octets	0	0
Packets	0	0
Errors	0	0
Utilization (300 seconds)	0.00%	0.00%

=====
 Ethernet Statistics
 =====

Broadcast Pckts :	0	Drop Events :	0
Multicast Pckts :	0	CRC/Align Errors :	0
Undersize Pckts :	0	Fragments :	0
Oversize Pckts :	0	Jabbers :	0
Collisions :	0		
Octets :	0		
Packets :	0		
Packets of 64 Octets :	0		
Packets of 65 to 127 Octets :	0		
Packets of 128 to 255 Octets :	0		
Packets of 256 to 511 Octets :	0		
Packets of 512 to 1023 Octets :	0		
Packets of 1024 to 1518 Octets :	0		
Packets of 1519 or more Octets :	0		

=====
 Port Statistics
 =====

	Input	Output
Unicast Packets	0	0
Multicast Packets	0	0
Broadcast Packets	0	0
Discards	0	0
Unknown Proto Discards	0	

=====
 Ethernet-like Medium Statistics
 =====

```

=====
Alignment Errors :          0  Sngl Collisions :          0
FCS Errors       :          0  Mult Collisions :          0
SQE Test Errors  :          0  Late Collisions :          0
CSE              :          0  Excess Collisns :          0
Too long Frames  :          0  Int MAC Tx Errs :          0
Symbol Errors    :          0  Int MAC Rx Errs :          0
In Pause Frames  :          0  Out Pause Frames :          0
=====
  
```

Per Threshold MDA Discard Statistics

```

=====
                                     Packets          Octets
-----
Threshold 0 Dropped :          0          0
Threshold 1 Dropped :          0          0
Threshold 2 Dropped :          0          0
Threshold 3 Dropped :          0          0
Threshold 4 Dropped :          0          0
Threshold 5 Dropped :          0          0
Threshold 6 Dropped :          0          0
Threshold 7 Dropped :          0          0
Threshold 8 Dropped :          0          0
Threshold 9 Dropped :          0          0
Threshold 10 Dropped :         0          0
Threshold 11 Dropped :         0          0
Threshold 12 Dropped :         0          0
Threshold 13 Dropped :         0          0
Threshold 14 Dropped :         0          0
Threshold 15 Dropped :         0          0
=====
  
```

Ingress Port Forwarding Engine Drop Reason Statistics

```

=====
IPv4 Header Error          0
IPv4 Invalid Address       0
IPv6 Header Error          0
IPv6 Invalid Address       0
IP Route Blackholed        0
ACL Filter Discards        0
Unicast RPF Check Failed   0
BFD Spoof Check Failed     0
Unicast MAC Destination Address Mismatch 0
Multicast MAC With Unicast Dest IP       0
Unknown MAC Destination Address Discarded in VPLS 0
L2 Service MTU Exceeded    0
Needs ICMP                  0
=====
  
```

Queue Statistics

```

-----
Ingress Queue 1          Packets          Octets
  In Profile forwarded :          0          0
  In Profile dropped   :          0          0
  Out Profile forwarded :          0          0
  Out Profile dropped   :          0          0
Ingress Queue 2          Packets          Octets
  In Profile forwarded :          0          0
  In Profile dropped   :          0          0
  
```

```

    Out Profile forwarded :    0          0
    Out Profile dropped   :    0          0
  Ingress Queue 3       : Packets      Octets
    In Profile forwarded :    0          0
    In Profile dropped   :    0          0
    Out Profile forwarded :    0          0
    Out Profile dropped   :    0          0
  Ingress Queue 4       : Packets      Octets
    In Profile forwarded :    0          0
    In Profile dropped   :    0          0
    Out Profile forwarded :    0          0
    Out Profile dropped   :    0          0
  Ingress Queue 5       : Packets      Octets
    In Profile forwarded :    0          0
    In Profile dropped   :    0          0
    Out Profile forwarded :    0          0
    Out Profile dropped   :    0          0
  Ingress Queue 6       : Packets      Octets
    In Profile forwarded :    0          0
    In Profile dropped   :    0          0
    Out Profile forwarded :    0          0
    Out Profile dropped   :    0          0
  Ingress Queue 7       : Packets      Octets
    In Profile forwarded :    0          0
    In Profile dropped   :    0          0
    Out Profile forwarded :    0          0
    Out Profile dropped   :    0          0
  Ingress Queue 8       : Packets      Octets
    In Profile forwarded :    0          0
    In Profile dropped   :    0          0
    Out Profile forwarded :    0          0
    Out Profile dropped   :    0          0
  Ingress Queue 9       : Packets      Octets
    In Profile forwarded :    0          0
    In Profile dropped   :    0          0
    Out Profile forwarded :    0          0
    Out Profile dropped   :    0          0
  Ingress Queue 10      : Packets      Octets
    In Profile forwarded :    0          0
    In Profile dropped   :    0          0
    Out Profile forwarded :    0          0
    Out Profile dropped   :    0          0
  Ingress Queue 11      : Packets      Octets
    In Profile forwarded :    0          0
    In Profile dropped   :    0          0
    Out Profile forwarded :    0          0
    Out Profile dropped   :    0          0
  Ingress Queue 12      : Packets      Octets
    In Profile forwarded :    0          0
    In Profile dropped   :    0          0
    Out Profile forwarded :    0          0
    Out Profile dropped   :    0          0
  Ingress Queue 13      : Packets      Octets
    In Profile forwarded :    0          0
    In Profile dropped   :    0          0
    Out Profile forwarded :    0          0
    Out Profile dropped   :    0          0
  Ingress Queue 14      : Packets      Octets
    In Profile forwarded :    0          0
    In Profile dropped   :    0          0
    Out Profile forwarded :    0          0
    Out Profile dropped   :    0          0
  Ingress Queue 15      : Packets      Octets
    In Profile forwarded :    0          0
  
```



```

    In Profile dropped      :    0          0
    Out Profile forwarded  :    0          0
    Out Profile dropped    :    0          0
Ingress Queue 16         Packets          Octets
    In Profile forwarded  :    0          0
    In Profile dropped    :    0          0
    Out Profile forwarded :    0          0
    Out Profile dropped   :    0          0

Egress Queue 1          Packets          Octets
    In/Inplus Prof fwded :    0          0
    In/Inplus Prof dropped:    0          0
    Out/Exc Prof fwded   :    0          0
    Out/Exc Prof dropped :    0          0
Egress Queue 2          Packets          Octets
    In/Inplus Prof fwded :    0          0
    In/Inplus Prof dropped:    0          0
    Out/Exc Prof fwded   :    0          0
    Out/Exc Prof dropped :    0          0
Egress Queue 3          Packets          Octets
    In/Inplus Prof fwded :    0          0
    In/Inplus Prof dropped:    0          0
    Out/Exc Prof fwded   :    0          0
    Out/Exc Prof dropped :    0          0
Egress Queue 4          Packets          Octets
    In/Inplus Prof fwded :    0          0
    In/Inplus Prof dropped:    0          0
    Out/Exc Prof fwded   :    0          0
    Out/Exc Prof dropped :    0          0
Egress Queue 5          Packets          Octets
    In/Inplus Prof fwded :    0          0
    In/Inplus Prof dropped:    0          0
    Out/Exc Prof fwded   :    0          0
    Out/Exc Prof dropped :    0          0
Egress Queue 6          Packets          Octets
    In/Inplus Prof fwded :    0          0
    In/Inplus Prof dropped:    0          0
    Out/Exc Prof fwded   :    0          0
    Out/Exc Prof dropped :    0          0
Egress Queue 7          Packets          Octets
    In/Inplus Prof fwded :    0          0
    In/Inplus Prof dropped:    0          0
    Out/Exc Prof fwded   :    0          0
    Out/Exc Prof dropped :    0          0
Egress Queue 8          Packets          Octets
    In/Inplus Prof fwded :    0          0
    In/Inplus Prof dropped:    0          0
    Out/Exc Prof fwded   :    0          0
    Out/Exc Prof dropped :    0          0
=====
  
```

Sample Output: show port <port-id> (Excerpt Showing CFP Port with a QSFP28 Adapter)

```

B:Dut-A# show port 3/2/1
=====
...
=====
Adapter Data
Adapter Type : cfp-to-qsfp28
Model Number : 3HE13894AARA01
Vendor OUI   : 00:00:00
Manufacture date : 2018/07/07
Serial Number : RS183000030002
  
```

Part Number : 3HE13894AARA01

Sample Output: show port <port-id> dot1x

```
A:Dut-C# show port 2/1/11 dot1x
=====
802.1x Port Status
=====
Port control          : force-auth
Port status           : authorized
Authenticator PAE state : force-auth
Backend state        : idle
Reauth enabled       : no           Reauth period          : N/A
Max auth requests    : 2           Transmit period        : 30
Supplicant timeout   : 30          Server timeout         : 30
Quiet period         : 60
Radius-plcy          : N/A
Tunneling            : false
=====
802.1x Session Statistics
=====
authentication method : remote-radius
last session id       : PAC-04258000-6E64D82E
last session time     : 49213d04h
last session username : N/A
last session term cause : N/A
user tx octets        : 1525626453326
user tx frames        : 329677551
user rx octets        : 1399995911442
user rx frames        : 302536308
=====
Macsec
=====
Admin State           : Up
eapol-destination-address :
Security Zone        : 3
ca-name               : dut_B_C_256_01
=====
```

Sample Output: show port <port-id> ethernet

```
*A:ALA-12>config# show port 1/1/1 ethernet
=====
Ethernet Interface
=====
Description          : 1-Gig/10-Gig Ethernet
Interface            : 1/1/1           Oper Speed           : 10 Gbps
Link-level           : Ethernet       Config Speed         : 10 Gbps
Admin State          : down           Oper Duplex          : full
Oper State           : down
Config Duplex        : N/A
Physical Link        : No             MTU                  : 8704
Single Fiber Mode    : No             Min Frame Length    : 64 Bytes
IfIndex              : 35684352       Hold time up        : 0 seconds
Last State Change    : 06/09/2022 17:09:47 Hold time down       : 0 seconds
Hold Time Down Rmng : 0 cs           Hold Time Up Rmng   : 0 cs
Last Cleared Time    : N/A           DDM Events           : Enabled
Phys State Chng Cnt : 0
RS-FEC Config Mode  : None
RS-FEC Oper Mode    : None
Configured Mode      : network       Encap Type           : null
Dot1Q Ethertype     : 0x8100       QinQ Ethertype       : 0x8100
PBB Ethertype        : 0x88e7
```

```

Ing. Pool % Rate : 100
Net. Egr. Queue Pol: default
Egr. Sched. Pol : n/a
DCPU Prot Policy : _default-port-policy
Oper DCPU Prot Plcy: _default-port-policy
Monitor Port Sched : Disabled
Monitor Agg Q Stats: Disabled
Monitor Oper Group : test
Auto-negotiate : N/A
Oper Phy-tx-clock : not-applicable
Accounting Policy : None
Acct Plcy Eth Phys : None
Egress Rate : Default
Oper Egress Rate : Unrestricted
Load-balance-algo : Default
Access Bandwidth : Not-Applicable
Access Available BW: 0
Access Booked BW : 0
Sflow : Disabled
Discard Rx Pause : Disabled
Suppress Threshold : 2000
Max Penalties : 16000
Half Life : 5 seconds
Down-when-looped : Disabled
Loop Detected : False
Use Broadcast Addr : False
Sync. Status Msg. : Disabled
Tx DUS/DNU : Disabled
SSM Code Type : sdh
Down On Int. Error : Disabled
CRC Mon SD Thresh : Disabled
CRC Mon SF Thresh : Disabled
Sym Mon SD Thresh : Disabled
Sym Mon SF Thresh : Disabled
EFM OAM : Disabled
Ignr EFM OAM State : False
Configured Address : b6:1b:01:01:00:01
Hardware Address : b6:1b:01:01:00:01
Cfg Alarm : remote local
Transceiver Data
Transceiver Status : operational
Transceiver Type : SFP
Model Number : 3HE04823AAAA01 ALA IPU3ANKEAA
TX Laser Wavelength: 1310 nm
Connector Code : LC
Manufacture date : 2009/12/17
Serial Number : UGR04DK
Part Number : FTLX1471D3BCL-A5
Optical Compliance : 10GBASE-LR
Link Length support: 10km for SMF
Egr. Pool % Rate : 100
MDI/MDX : N/A
Collect-stats : Disabled
Collect Eth Phys : Disabled
Ingress Rate : Default
LACP Tunnel : Disabled
Booking Factor : 100
Reuse Threshold : 1000
Max Suppress Time: 20 seconds
Keep-alive : 10
Retry : 120
Rx Quality Level : N/A
Tx Quality Level : N/A
ESMC Tunnel : Disabled
DOIE Tx Disable : Disabled
CRC Mon Window : 10 seconds
Sym Mon Window : 10 seconds
Tot Sym Mon Errs : 0
EFM OAM Link Mon : Disabled
DCO : Disabled
Diag Capable : yes
Vendor OUI : 00:90:65
Media : Ethernet

```

=====
Transceiver Digital Diagnostic Monitoring (DDM), Internally Calibrated
=====

	Value	High Alarm	High Warn	Low Warn	Low Alarm
Temperature (C)	+25.4	+78.0	+73.0	-8.0	-13.0
Supply Voltage (V)	3.31	3.70	3.60	3.00	2.90
Tx Bias Current (mA)	35.6	85.0	80.0	20.0	15.0
Tx Output Power (dBm)	-1.46	2.00	1.00	-7.00	-8.00
Rx Optical Power (avg dBm)	-2.18	2.50	2.00	-18.01	-20.00

=====
Traffic Statistics
=====

```

=====
                                     Input          Output
-----
Octets                               0            0
Packets                              0            0
Errors                               0            0
Utilization (300 seconds)            0.00%        0.00%
=====
Port Statistics
=====
                                     Input          Output
-----
Unicast Packets                      0            0
Multicast Packets                    0            0
Broadcast Packets                    0            0
Discards                             0            0
Unknown Proto Discards               0
=====
Ethernet-like Medium Statistics
=====
Alignment Errors :                   0  Sngl Collisions :                   0
FCS Errors       :                   0  Mult Collisions :                   0
SQE Test Errors :                   0  Late Collisions :                   0
CSE              :                   0  Excess Collisns :                   0
Too long Frames :                   0  Int MAC Tx Errs :                   0
Symbol Errors   :                   0  Int MAC Rx Errs :                   0
In Pause Frames :                   0  Out Pause Frames :                   0
=====
  
```

Sample Output: show port <port-id> ethernet efm-oam

```

show port 1/1/1 ethernet efm-oam
=====
Ethernet Oam (802.3ah)
=====
Admin State      : down
Oper State      : disabled
Mode            : active
Pdu Size        : 1518
Config Revision : 0
Function Support : LB
Transmit Interval : 1000 ms
Multiplier      : 5
Hold Time       : 0
Tunneling       : false
Loop Detected    : false
Grace Tx Enable  : true (inactive)
Grace Vendor OUI : 00:16:4d
Dying Gasp on Reset : true (inactive)
Soft Reset Tx Act : none
Trigger Fault    : none
Vendor OUI       : 00:16:4d (alu)
Vendor Info      : 00:01:00:02
No Peer Information Available
Loopback State   : None
Loopback Ignore Rx : Ignore
Ignore Efm State : false
Link Monitoring  : disabled
Peer RDI Rx
  Critical Event : out-of-service
  Dying Gasp     : out-of-service
  
```

```

Link Fault      : out-of-service
Event Notify   : log-only
Local SF Action
Event Burst    : 1
Port Action    : out-of-service
Dying Gasp     : disabled
Critical Event : disabled
Errored Frame
Enabled        : no
Event Notify   : enabled
SF Threshold   : 1
SD Threshold   : disabled (0)
Window         : 10 ds
Errored Symbol Period
Enabled        : no
Event Notify   : enabled
SF Threshold   : 1
SD Threshold   : disabled (0)
Window (time)  : 10 ds
Window (symbols) : 125000000
Discovery
Ad Link Mon Cap : yes
Errored Frame Period
Enabled        : no
Event Notify   : enabled
SF Threshold   : 1
SD Threshold   : disabled (0)
Window         : 1488095 frames
Errored Frame Seconds Summary
Enabled        : no
Event Notify   : enabled
SF Threshold   : 1
SD Threshold   : disabled (0)
Window         : 600 ds
=====
Active Failure Ethernet OAM Event Logs
=====
Number of Logs : 0
=====

Ethernet Oam Statistics
=====
                                     Input          Output
-----
Information                          0              0
Loopback Control                      0              0
Unique Event Notify                   0              0
Duplicate Event Notify                 0              0
Unsupported Codes                      0              0
Frames Lost                            0              0
=====
  
```

Sample Output: show port <port-id> ethernet efm-oam event-logs

```

show port 1/2/1 ethernet efm-oam event-logs
=====
Active Failure Ethernet OAM Event Logs
=====
Log Index          : 2
Event Time Reference : 10d 03:58:24
Location           : remote
Type               : Dying Gasp
Event Total        : 1
Port Affecting     : yes
-----
Number of Logs : 1
=====

Active Degraded Ethernet OAM Event Logs
=====
Number of Logs : 0
=====
  
```

```
Cleared Failure Ethernet OAM Event Logs
=====
Number of Logs : 0
=====
Cleared Degraded Ethernet OAM Event Logs
=====
Number of Logs : 0
=====
```

Sample Output: show port <port-id> ethernet lldp remote-info detail

```
show port 1/1/1 ethernet lldp remote-info detail
=====
Link Layer Discovery Protocol (LLDP) Port Information
=====
Port 1/1/1 Bridge nearest-bridge Remote Peer Information
-----
Remote Peer Index 9 at timestamp 12/08/2014 21:34:30:
Supported Caps      : bridge router
Enabled Caps       : bridge router
Chassis Id Subtype : 4 (macAddress)
Chassis Id         : D8:1C:FF:00:00:00
PortId Subtype     : 5 (interfaceName)
Port Id           : 31:2F:32:2F:32
                  "1/2/2"
Port Description   : n/a
System Name        : cses-V28
System Description : TiMOS-B-0.0.I4269 both/i386 Nokia 7750 SR Copyright
                  (c) 2000-2016 Nokia.
                  All rights reserved. All use subject to applicable
                  license agreements.
                  Built on Wed Dec 3 19:14:27 PST 2014 by builder in /
                  rel0.0/I4269/panos/main

Remote Peer Index 9 management addresses at time 12/08/2014 21:34:30:
Address SubType    : 1 (IPv4)
Address            : 10.1.1.28
Address If SubType : 2           Address If Id       : 1
Address OID        : .1.3.6.1.4.1.6527.1.3.3

Port 1/1/1 Bridge nearest-non-tpmr Remote Peer Information
-----
No remote peers found

Port 1/1/1 Bridge nearest-customer Remote Peer Information
-----
No remote peers found

=====
```

Sample Output: show port <port-id> ethernet lldp detail

```
show port 1/1/1 ethernet lldp detail
=====
Link Layer Discovery Protocol (LLDP) Port Information
=====
Port 1/1/1 Bridge nearest-bridge
-----
Admin State      : txAndRx      Notifications      : Disabled
Tunnel Nearest Bridge : Disabled
```

```

Transmit TLVs      : portDesc sysName sysDesc sysCap
PortID TLV Subtype : tx-if-name

Management Address Transmit Configuration:
Index 1 (system)   : Enabled      Address      : 10.1.1.31
Index 2 (IPv6 system) : Disabled   Address      : ::

Port LLDP Stats:
Tx Frames          : 11749          Tx Length Err Frames : 0
Rx Frames          : 70399          Rx Frame Discard     : 0
Rx Frame Errors    : 0              Rx TLV Discard       : 0
Rx TLV Unknown     : 0              Rx Ageouts           : 3

Port 1/1/1 Bridge nearest-non-tpmr
-----
Admin State        : disabled      Notifications       : Disabled
Transmit TLVs     : None
PortID TLV Subtype : tx-local

Management Address Transmit Configuration:
Index 1 (system)   : Disabled      Address      : 10.1.1.31
Index 2 (IPv6 system) : Disabled   Address      : ::

Port LLDP Stats:
Tx Frames          : 0              Tx Length Err Frames : 0
Rx Frames          : 0              Rx Frame Discard     : 0
Rx Frame Errors    : 0              Rx TLV Discard       : 0
Rx TLV Unknown     : 0              Rx Ageouts           : 0

Port 1/1/1 Bridge nearest-customer
-----
Admin State        : disabled      Notifications       : Disabled
Transmit TLVs     : None
PortID TLV Subtype : tx-local

Management Address Transmit Configuration:
Index 1 (system)   : Disabled      Address      : 10.1.1.31
Index 2 (IPv6 system) : Disabled   Address      : ::

Port LLDP Stats:
Tx Frames          : 0              Tx Length Err Frames : 0
Rx Frames          : 0              Rx Frame Discard     : 0
Rx Frame Errors    : 0              Rx TLV Discard       : 0
Rx TLV Unknown     : 0              Rx Ageouts           : 0

=====
  
```

Sample Output: show port <port-id> frame-relay

```

A:ALA-49>config>port# show port 8/1/2 frame-relay
=====
Frame Relay Info for 8/1/2
=====
Mode                : dte          LMI Type           : itu
FR Interface Status : fault
N391 DTE            : 6            N392 DCE            : 3
N392 DTE            : 3            N393 DCE            : 4
N393 DTE            : 4            T392 DCE            : 15
T391 DTE            : 10
Tx Status Enquiry   : 0            Rx Status Enquiry   : 0
Rx Status Messages  : 0            Tx Status Messages  : 0
  
```

```
Status Message Timeouts : 0          Status Enquiry Timeouts : 0
Discarded Messages      : 0          Inv. RxSeqNum Messages  : 0
=====
A:ALA-49>config>port#
```

Sample Output: show port <port-id> macsec sub-port <sub-port-id> detail

```
*A:Dut-C# show port 2/1/11 macsec sub-port 1 statistics
=====
MACsec Statistics
=====
-----
txSecyStats
-----
Untagged Packets          : 0
Too Long Packets         : 0
-----
txSCSecyStats
-----
TxSc SCI PortNum : 1
Protected Packets    : 0
Encrypted Packets   : 0
Protected Octets     : 0
Encrypted Octets    : 0
-----
txSASecyStats
-----
AN : 0
Protected SA Packets : 0
Encrypted SA Packets : 0
AN : 1
Protected SA Packets : 0
Encrypted SA Packets : 0
AN : 2
Protected SA Packets : 0
Encrypted SA Packets : 0
AN : 3
Protected SA Packets : 0
Encrypted SA Packets : 0
-----
rxSecyStats
-----
No Tag Packets          : 4681
Bad Tag Packets         : 0
No SCI Packets          : 0
Overrun Packets         : 0
-----
rxSCSecyStats
-----
SCI : a47b2ce1110d0001
No Using SA Packets    : 0
Late Packets           : 0
Not Valid Packets     : 0
Delayed Packets        : 0
Unchecked Packets      : 0
OK Packets             : 0
Validated Octets       : 0
Decrypted Octets       : 0
-----
rxSASecyStats
-----
SCI : a47b2ce1110d0001
AN : 2
```



```

    No Using SA Packets      : 0
    Not Valid Packets       : 0
    OK Packets              : 0
  AN : 3
    No Using SA Packets      : 0
    Not Valid Packets       : 0
    OK Packets              : 0
-----
rxSCSecyStats
-----
SCI : a47b2ce1128e0001
    No Using SA Packets      : 0
    Late Packets            : 0
    Not Valid Packets       : 0
    Delayed Packets         : 0
    Unchecked Packets       : 0
    OK Packets              : 0
    Validated Octets        : 0
    Decrypted Octets        : 0
-----
rxSASecyStats
-----
SCI : a47b2ce1128e0001
  AN : 0
    No Using SA Packets      : 0
    Not Valid Packets       : 0
    OK Packets              : 0
  AN : 1
    No Using SA Packets      : 0
    Not Valid Packets       : 0
    OK Packets              : 0
  AN : 2
    No Using SA Packets      : 0
    Not Valid Packets       : 0
    OK Packets              : 0
  AN : 3
    No Using SA Packets      : 0
    Not Valid Packets       : 0
    OK Packets              : 0
=====

```

Sample Output: show port <port-id> macsec sub-port <sub-port-id> statistics

```

A:Dut-C# show port 2/1/11 macsec statistics
=====
MACsec Statistics
=====
-----
txSecyStats
-----
    Untagged Packets      : 0
    Too Long Packets      : 0
-----
rxSecyStats
-----
    No Tag Packets        : 758
    Bad Tag Packets       : 0
    No SCI Packets        : 0
    Overrun Packets       : 0
-----
txSCSecyStats
-----
    Protected Packets     : 0

```

```

    Encrypted Packets      : 355170025
    Protected Octets      : 0
    Encrypted Octets      : 1637917300250
-----
rxSCSecyStats
-----
SCI : 00:00:a4:7b:2c:e1
    No Using SA Packets   : 0
    Late Packets         : 0
    Not Valid Packets    : 0
    Delayed Packets      : 0
    Unchecked Packets    : 0
    OK Packets           : 325904694
    Validated Octets     : 0
    Decrypted Octets     : 1502922287478
-----
txSASecyStats
-----
    AN : 0
        Protected SA Packets : 0
        Encrypted SA Packets : 355170201
-----
rxSASecyStats
-----
SCI : 00:00:a4:7b:2c:e1
    AN : 0
        No Using SA Packets   : 0
        Not Valid Packets    : 0
        OK Packets           : 325904947
=====
  
```

Sample Output: show port <port-id> optical detail



Note:

In the **"Coherent Optical Module"** section of the sample output, the configurable **Tx Pwr** values are only shown if the module supports this option.

```

*A:ALU-1# show port 4/1/1 optical detail
=====
Optical Interface
=====
Transceiver Data

Transceiver Status : operational
Transceiver Type   : MSA-100GLH
Model Number       : 28-0089-XX
TX Laser Wavelength: 1558.172 nm
TX Laser Frequency : 192.400 THz
Laser Tunability   : fully-tunable
Config Freq (MHz)  : 195300000           Min Freq (MHz)      : 191300000
Oper Freq (MHz)    : 195300000           Max Freq (MHz)      : 196100000
Fine Tune Range    : 6000 MHz             Fine Tune Resolution: 1 MHz
Supported Grids    : 100GHz 75GHz 50GHz 25GHz 12.5GHz 6.25GHz
Diag Capable      : yes
Number of Lanes    : 1
Connector Code     : LC                   Vendor OUI          : 00:03:fa
Manufacture date   : 2012/07/16           Media                : Ethernet
Serial Number      : 122900645
Part Number        : AC100-201-00E
Optical Compliance : DWDM-TUN
Link Length support: 80km for SMF
  
```

```

=====
Transceiver Digital Diagnostic Monitoring (DDM)
=====
                Value High Alarm  High Warn   Low Warn   Low Alarm
-----
Temperature (C)      +60.9      +80.0      +70.0      +0.0      -5.0
Supply Voltage (V)   12.07      13.00      12.60      11.40      11.00
=====

=====
Transceiver Lane Digital Diagnostic Monitoring (DDM)
=====
                High Alarm   High Warn   Low Warn   Low Alarm
-----
Lane Temperature (C)      +75.0      +70.0      +20.0      +15.0
Lane Tx Bias Current (mA)  10.0       9.0        3.0        2.0
Lane Tx Output Power (dBm) 3.00       2.00       0.00       -1.00
Lane Rx Optical Pwr (avg dBm) 8.16       5.00      -20.00     -23.01
-----

Lane ID Temp(C)/Alm      Tx Bias(mA)/Alm      Tx Pwr(dBm)/Alm      Rx Pwr(dBm)/Alm
-----
1          +48.4           5.1              0.99              -10.45
=====

=====
Coherent Optical Module
=====
Cfg Tx Target Power:  1.00 dBm
Cfg Rx LOS Thresh  : -23.00 dBm

Disp Control Mode  : automatic          Sweep Start Disp  : -25500 ps/nm
Cfg Dispersion    : 0 ps/nm             Sweep End Disp    : 2000 ps/nm
CPR Window Size   : 4 symbols
Cfg Tx Pwr Minimum : -22.90 dBm
Cfg Tx Pwr Maximum : 4.00 dBm

Cfg Alarms        : modflt mod netrx nettx hosttx
Alarm Status      :
Defect Points     :

Rx Q Margin       : 10.1 dB             Chromatic Disp    : 1 ps/nm
SNR X Polar       : 19.7 dB             Diff Group Delay  : 0 ps
SNR Y Polar       : 19.8 dB             Pre-FEC BER       : 0.000E+00

Module State      : ready
Tx Turn-Up States : init laserTurnUp laserReadyOff laserReady
                  modulatorConverge outputPowerAdjust
Rx Turn-Up States : init laserReady waitForInput adcSignal opticalLock
                  demodLock
=====

-----
Coherent Optical Port Statistics (Elapsed Seconds: 80674)
-----
Statistic          Current      Average      Minimum      Maximum
-----
Rx BER              0.000E+00   2.323E-05   0.000E+00   4.646E-05
Rx SNR (dB)         19.6        10.0        0.0         20.1
Rx Chromatic Disp (ps/nm) 1             -18         -37         1
Rx Diff Group Delay (ps) 0             0           0           0
Rx Freq Offset (MHz) 38           -74         -347        200
Rx Q (dB)           16.6        8.3         0.0         16.6
Rx Power (dBm)      -10.44      -13.40     -99.00     -10.39
=====

```

```
Tx Power (dBm)          0.98      -2.00      -99.00      1.01
-----
=====
```

Sample Output: show port <port-id> otu detail

```
A:ALA-49>config>port# show port 3/2/1 otu detail
=====
OTU Interface
=====
OTU Status      : Enabled          FEC Mode       : enhanced
                  Data Rate        : 11.049 Gb/s
Cfg Alarms      : loc los lof lom otu-ber-sf otu-bdi fec-sf
Alarm Status    :
SF/SD Method    : FEC              SF Threshold   : 1E-5
                  SD Threshold   : 1E-7

SM-TTI Tx (auto) : ALA-49:3/2/1/C17
SM-TTI Rx        : (Not Specified)
=====
OTU Statistics
=====
Statistics                      Count
-----
FEC Corrected 0s                 0
FEC Corrected 1s                 0
FEC Unrectable Sub-rows          0
FEC SES                           0
SM BIP8                           0
SM BEI                             0
SM SES                             0
PM BIP8                           0
PM BEI                             0
PM SES                             0
=====
```

Sample Output: show port <port-id> port-scheduler statistics

```
*A:PE1# show port 5/1/5 port-scheduler statistics
=====
Port 5/1/5 Port Scheduler
=====
Policy-Name      : esp1
Description      : (Not Specified)
Last Cleared Time : 11/16/2018 15:30:10
Forwarded:      Packets      Octets
                211912      27124736
Dropped* :      853335      109226880
-----
Port Scheduler per Level Queueing Statistics
                Packets      Octets
Level : 8
Forwarded:      0           0
Dropped* :      0           0
Level : 7
Forwarded:      0           0
Dropped* :      0           0
Level : 6
Forwarded:      0           0
Dropped* :      0           0
Level : 5
Forwarded:      0           0
Dropped* :      0           0
```

```

Level : 4
Forwarded:          0          0
Dropped* :          0          0
Level : 3
Forwarded:          0          0
Dropped* :          0          0
Level : 2
Forwarded:          84784      10852352
Dropped* :          270297     34598016
Level : 1
Forwarded:          127128     16272384
Dropped* :          583038     74628864
-----
* indicates that the policer drop statistics are not included if HQoS policers
are managed by the scheduler.
=====

```

Sample Output: show port <port-id> port-queues queue <queue-id>

```

# show port port-queues queue-depth queue 5
=====
Queue Depth Information (Port-based Network Egress)
=====
-----
Name           : Queue: 5 Port=1/1/1
MBS            : Def
Violation Threshold Percnt: xx.xx
Violation Total Count   : xxx
Violation Last Seen     : Thu Mar 26 12:39:33 PDT 2020
-----
Queue Depths (percentage)
-----
0%-10% 11%-20% 21%-30% 31%-40% 41%-50% 51%-60% 61%-70% 71%-80% 81%-90% 91%-100%
-----
100.00 0.00    0.00    0.00    0.00    0.00    0.00    0.00    0.00    0.00
-----
Average Elapsed Time           : 0d 00:11:11
Wghtd Avg Queue Poll Interval  : 100 ms
Wghtd Avg HiWtrMark Poll Interval: 1000 ms
-----
=====

```

Sample Output: show port <port-id> ppp

```

A:SR-007# show port 1/1/3 ppp detail
=====
PPP Protocols for 1/1/3.sts12
=====
Protocol  State      Last Change      Restart Count    Last Cleared
-----
lcp       initial    04/11/2007 10:56:11      0               04/11/2007 10:56:11
ipcp      initial    04/11/2007 10:56:11      0               04/11/2007 10:56:11
mplscp    initial    04/11/2007 10:56:11      0               04/11/2007 10:56:11
bcp       initial    04/11/2007 10:56:11      0               04/11/2007 10:56:11
osicp     initial    04/11/2007 10:56:11      0               04/11/2007 10:56:11
=====
PPP Statistics
=====
Local IP address   : 0.0.0.0          Remote IP address : 0.0.0.0
Local Mac address  : 00:00:00:00:00:00 Remote Mac address : 00:00:00:00:00:00
Local Magic Number : 0x0              Remote Magic Number: 0x0
Line Monitor Method: keepalive
Keepalive statistics

```

```
Request interval : 10          Threshold exceeded : 0
Drop Count      : 3           In packets         : 0
Time to link drop : 00h00m30s Out packets         : 0
Last cleared time : 04/11/2007 10:56:11
```

```
=====
A:SR-007#
```

The following output displays an example of a PPP link inside a multilink-bundle group:

```
*A:top_SR7# show port 3/1/4.1.2.3.1 ppp
=====
LCP Protocol for 3/1/4.1.2.3.1
=====
Protocol State      Last Change          Restart Count  Last Cleared
-----
lcp      opened      05/22/2008 07:46:18      1      05/22/2008 06:28:48
=====
Keepalive statistics

Request interval : 4          Threshold exceeded : 0
Drop Count      : 3           In packets         : 46404
Time to link drop : 00h00m12s Out packets         : 46404
Last cleared time : 05/22/2008 06:28:48

PPP Header Compression
ACFC      : Enabled      PFC      : Enabled
=====
*A:top_SR7#
```

Sample Output: show port <port-id> queue-group ingress

```
*A:PE# show port 5/1/1 queue-group ingress
=====
Ethernet Port 5/1/1 Access Ingress Queue-Group
=====
Group Name      : qg1
Description     : (Not Specified)
Sched Policy    : None          Acct Pol      : None
Collect Stats   : disabled

Queues
-----
Ing. QGroup    : qg1          Queue-Id     : 1 (Unicast) (Priority)
Description    : (Not Specified)
Admin PIR      : max*          Admin CIR    : 0*
PIR Rule       : closest*     CIR Rule     : closest*
Admin FIR      : 0*          FIR Rule     : closest*
CBS            : def*          MBS          : def*
Monitor Depth  : not-applicable
Low Drop Tail  : def*

* means the value is inherited
=====
*A:PE#

*A:PE# show port 5/1/1 queue-group egress
=====
Ethernet port 5/1/1 Access Egress queue-group
=====
Group Name      : qg1          Instance-Id  : 1
```

```
Description      : (Not Specified)
Sched Policy     : None
Collect Stats    : disabled
Limit Unused BW  : Disabled
Frame Based Acc  : Disabled
HS Turbo Queues  : Disabled

Acct Pol        : None
Agg. Limit      : max

Queues
-----
Queue-Group      : qg1
Description      : (Not Specified)
Admin PIR        : 50000*
PIR Rule         : closest*
CBS              : def*
Weight           : not-applicable
Monitor Depth    : not-applicable
HiPlus Drop Tail : def*
Low Drop Tail    : def*

Instance-Id     : 1
Queue-Id        : 1
Admin CIR       : 0*
CIR Rule        : closest*
MBS             : 1000 KB*
CIR Weight      : not-applicable
Hi Drop Tail    : def*
Exceed Drop *   : def*

* means the value is inherited
=====

Host-Matches
-----
No Host-Matches found

Group Name       : policer-output-qu*
Description      : (Not Specified)
Sched Policy     : None
Collect Stats    : disabled
Limit Unused BW  : Disabled
Frame Based Acc  : Disabled
HS Turbo Queues  : Disabled

Acct Pol        : None
Agg. Limit      : max

Queues
-----
Queue-Group      : policer-output-qu*
Description      : Default egress policer output queues.
Admin PIR        : max*
PIR Rule         : closest*
CBS              : def*
Weight           : not-applicable
Monitor Depth    : not-applicable
HiPlus Drop Tail : def*
Low Drop Tail    : def*

Instance-Id     : 1
Queue-Id        : 1
Admin CIR       : 0*
CIR Rule        : closest*
MBS             : def*
CIR Weight      : not-applicable
Hi Drop Tail    : def*
Exceed Drop *   : def*

Queue-Group      : policer-output-qu*
Description      : Default egress policer output queues.
Admin PIR        : max*
PIR Rule         : closest*
CBS              : def*
Weight           : not-applicable
Monitor Depth    : not-applicable
HiPlus Drop Tail : def*
Low Drop Tail    : def*

Instance-Id     : 1
Queue-Id        : 2
Admin CIR       : 0*
CIR Rule        : closest*
MBS             : def*
CIR Weight      : not-applicable
Hi Drop Tail    : def*
Exceed Drop *   : def*

* means the value is inherited
=====

Host-Matches
-----
No Host-Matches found
=====
```

* indicates that the corresponding row element may have been truncated.
 *A:PE#

*A:PE# show port 5/1/1 queue-group summary

```

=====
Port queue-group summary
=====
Access-egress queue groups:
-----
qg1
policer-output-queues
Total number of access-egress queue groups : 2

Network-egress queue groups:
-----
Total number of network-egress queue groups : 0

Access-ingress queue groups:
-----
qg1
Total number of access-ingress queue groups : 1
=====
*A:PE#
  
```

Sample Output: show port <port-id> sonet path detail

A:ALA-48# show port 1/2/1.sts192 detail

```

=====
WAN Interface Sublayer Path Info
=====
Oper Status      : up
Signal Label     : 0x1a                Rx Signal Label   : 0x1a
Trace String     : Nokia 7750 SR
Rx Trace Str(Hex) : 89 00 00 00 00 00 00 00 00 00 00 00 00 00 00 00
Cfg Alarm        : pais plop prdi pplm prei puneq plcd
Alarm Status     :

=====
Sonet Path
=====
                                     Far End
-----
ES-P           1           0
SES-P          1           0
UAS-P          0           0
CV-P           10          0
=====
Transmit:
LOP-P         :           0
Fifo Error    :          96
Max Packet Error :         0
Min Packet Error :         0
LLP Packet Error :         0
FIFO Underflow Error :       0

Receive:
LOP-P         :           0
AIS-P         :           1
RDI-P         :           0
PLM-P         :           0
LCD-P         :           0
  
```



```

Unequipped          :          0
Remote Error        :          6
Parity Error        :         10
Fifo Error          :          0
Max Pkt Error       :          0
Min Pkt Error       :          0
FCS Error           :          0
Packet Abort Error  :          0
Addr Ctrl Invalid   :          0
=====
Port Statistics
=====
Input
Output
-----
Unicast Packets          369758853
5312
Multicast Packets              0
0
Broadcast Packets          0
0
Discards                    0
0
Unknown Proto Discards      0
=====
A:ALA-48#
  
```

Sample Output: show port <port-id> (Showing Channelized Ports)

```

A:ALA-7# show port 7/1/1.ds0grp-1.1
=====
TDM DS0 Chan Group
=====
Description          : DS3
Interface            : 7/1/1.ds0grp-1.1
TimeSlots           : 1
Speed                : 64          CRC              : 16
Admin Status         : up          Oper status      : down
Last State Change    : 2007/04/11 01:14:37  Chan-Grp IfIndex : 656441433

Configured mode      : access      Encap Type       : bcp-null
Admin MTU             : 1522        Oper MTU         : 1522
Physical Link         : No
=====
Port Statistics
=====
                               Input          Output
-----
Unicast Packets          0              0
Multicast Packets        0              0
Broadcast Packets        0              0
Discards                  0              0
Unknown Proto Discards   0
=====
A:ALA-7#

A:ALA-48# show port 3/1/3.e3
=====
TDM Interface
=====
Description           : E3
Interface             : 3/1/3.e3
  
```

```

Type           : e3           Framing         : g751
Admin Status   : up           Oper status    : down
Physical Link  : No           Clock Source   : loop-timed
Last State Change : 04/11/2007 06:54:28 Port IfIndex   : 589398019

Configured mode : access      Encap Type     : bcp-null
Admin MTU       : 1518        Oper MTU       : 1518
CRC             : 16          Channelized    : none
Idle Cycle Flags : flags      Loopback       : none
FEAC Loop Respond : Disabled  In FEAC Loop   : No
BERT Pattern    : none        BERT Duration  : N/A
=====
A:ALA-48#
  
```

Sample Output: show port <port-id> [statistics [egress-aggregate]] [detail]

The output displays the aggregate egress queue statistics for ports configured with monitor-agg-egress-queue-stats which have non-zero counters. This can be shown for a single port, or all ports on an MDA or card. When the detail parameter is added, the output includes those ports with counters that are all zero.

```

*A:PE# show port 2 statistics egress-aggregate detail
=====
Port 2/1/1 Egress Aggregate Statistics on Slot 2
=====
              Forwarded           Dropped           Total
-----
PacketsIn           303                0                303
PacketsOut           0                  0                 0
OctetsIn            25996               0               25996
OctetsOut            0                  0                 0
=====

Port 2/1/2 Egress Aggregate Statistics on Slot 2
=====
              Forwarded           Dropped           Total
-----
PacketsIn           140                 0                140
PacketsOut           0                  0                 0
OctetsIn            9598                0               9598
OctetsOut            0                  0                 0
=====
  
```

Sample Output: show port <port-id> vport <vport-name>

```

*A:Dut-A# show port 1/1/2 vport "vp1"
=====
Ethernet port 1/1/2 Access Egress vport
=====
VPort Name       : vp1
Description      : (Not Specified)
Sched Policy     : psp

Host-Matches
-----
Dest: dslam1
-----
=====
*A:Dut-A#

*A:Dut-A# show port 1/1/2 vport "vp1" associations
=====
  
```

```

Ethernet port 1/1/2 Access Egress vport
=====
-----
VPort "vp1"
-----
svc-id : 1
sap   : 1/1/2:1
subscr: s1
ip    : 10.1.1.2
mac   : 00:00:00:00:00:01  pppoe-sid: N/A
=====
*A:Dut-A

*A:Dut-A# show port 1/1/1 vport "abc" monitor-threshold
=====
Port 1/1/1 Vport "abc" Monitor Threshold Info
=====
Attribute                               Exceed Count Config Rate   Threshold Prcnt
-----
Agg-Eps                                0             212             32
Lvl-1                                   0             12323           89
Lvl-2                                   0             32132           32
Lvl-5                                   0             2323            4
Grp-01234567890123458746513513355656 0             2121            12
-----
Start Time   : 01/07/2015 16:53:16   End Time     : 01/07/2015 16:53:36
Total Samples :
=====
*A:Dut-A

```

If the Vport name is omitted, statistics for all Vports are displayed (bulk read). The statistics are displayed only for the levels, groups, and agg-eps for which the monitor-threshold is enabled. The output information filtering per level, group, or agg-eps is not embedded in the show commands natively. Instead, the output can be filtered with the match extensions for the show command. For example, **show port 1/1/1 vport test monitor-threshold | match Lvl-1**.

```

*A:sne# show port 1/1/4 vport statistics
=====
Port 1/1/4 Access Egress vport
=====
VPort Name      : vp1
Description     : (Not Specified)
Sched Policy    : portschedpoll
Rate Limit      : Max
Rate Modify     : disabled
Modify delta    : 0
Vport Queueing Statistics

Last Cleared Time : N/A
Packets           Octets
Forwarded:        0             0
Dropped  :        0             0
-----
Vport per Level Queueing Statistics
Packets           Octets
Level : 8
Forwarded:        0             0
Dropped  :        0             0
Level : 7
Forwarded:        0             0

```

```

Dropped :          0          0
Level : 6
Forwarded:          0          0
Dropped :          0          0
Level : 5
Forwarded:          0          0
Dropped :          0          0
Level : 4
Forwarded:          0          0
Dropped :          0          0
Level : 3
Forwarded:          0          0
Dropped :          0          0
Level : 2
Forwarded:          0          0
Dropped :          0          0
Level : 1
Forwarded:          0          0
Dropped :          0          0

Host-Matches
-----
Dest: dslam1
-----
=====
*A:sne#
  
```

Sample Output: show port

```

*A:cses-V22# show port
=====
Ports on Slot 1
=====
Port      Admin Link Port   Cfg  Oper  LAG/  Port  Port  Port  C/QS/S/XFP/
Id        State  State State  MTU  MTU  Bndl  Mode  Encp  Type  MDIMDX
-----
1/1/1     Down  Yes  Up      8704 8704  - netw null xcme  GIGE-LX 10KM
1/1/2     Up    Yes  Up      1514 1514  - accs null xcme  GIGE-LX 10KM
1/1/3     Up    Yes  Up      1518 1518  - accs dotq xcme  GIGE-LX 10KM
1/1/4     Up    Yes  Up      1514 1514  - accs null xcme  GIGE-LX 10KM
1/1/5     Up    Yes  Up      1518 1518  - accs dotq xcme  GIGE-LX 10KM
1/1/6     Up    Yes  Up      1518 1518  - accs dotq xcme  GIGE-LX 10KM
1/1/7     Up    Yes  Up      1518 1518  - accs dotq xcme  GIGE-LX 10KM
1/1/8     Up    Yes  Up      8704 8704  - hybr dotq xcme  GIGE-LX 10KM
1/1/9     Up    Yes  Up      1518 1518  - accs dotq xcme  GIGE-LX 10KM
1/1/10    Down  Yes  Down    8704 8704  - netw null xcme  GIGE-LX 10KM
  
```

```

A:admin@mci(right-b4)# show port
=====
Ports on Slot 1
=====
Port      Admin Link Port   Cfg  Oper  LAG/  Port  Port  Port  C/QS/S/XFP/
Id        State  State State  MTU  MTU  Bndl  Mode  Encp  Type  MDIMDX
-----
1/1/ml/1  Link Up                                anchor  100G
1/1/c1    Up      Link Up                                conn    100GBASE-LR4*
1/1/c1/1  Up     No  Down    9212 9212  - netw null xgige
1/1/c1/2  Down   No  Down    9212 9212  - netw null xgige
1/1/c1/3  Down   No  Down    9212 9212  - netw null xgige
...
=====
Ports on Port Cross Connect 1
=====
  
```

Port Id	Admin State	Link State	Port State	Cfg MTU	Oper MTU	LAG/ BndL	Port Mode	Port Encp	Port Type	C/QS/S/XFP/ MDIMDX
pxc-1.a	Up	Yes	Link Up	1574	1574	-	hybr	dotq	xgige	
pxc-1.b	Up	Yes	Link Up	1574	1574	-	hybr	dotq	xgige	
pxc-2.a	Up	Yes	Link Up	1574	1574	-	hybr	dotq	xgige	
pxc-2.b	Up	Yes	Link Up	1574	1574	-	hybr	dotq	xgige	

Table 367: Output Fields: show port <port-id> describes the output fields for the **show port <port-id>** command.

Table 367: Output Fields: show port <port-id>

Label	Description
50GHz Ch Min/Max	The 50 GHz channel minimum and maximum
100GHz Ch Min/Max	The 100 GHz channel minimum and maximum
AAL Type	ATM Adaptation Layer 5 (AAL5) information
Acct Pol	The accounting policy for the egress queue-group
ACFC	Address and Control Field PPP Header Compression is enabled or disabled
ACL Filter Discards	The packet was dropped by a filter (ACL) on the line card (such as IP or MAC filter). Packets dropped by CPM filters or ESM anti-spoof filters do not increment this counter.
Active Pre-Shared Key CKN	The active PSK CAK name
Active Pre-Shared Key Index	The active pre-shared key index: 1 to 2 (default 1)
Adapter Type	The type of adapter module
Addr Ctrl Invalid	The number of invalid address control received
Address	The IP address associated with the index
Admin CIR	The administrative Committed Information Rate (CIR) parameters for the queue. The CIR defines the rate at which the system prioritizes the queue over other queues competing for the same bandwidth.
Admin FIR	The admin queue FIR rate
Admin PIR	The administrative Peak Information Rate (PIR) parameters for the queue. The PIR defines the maximum rate that the queue can transmit packets through the switch fabric out an egress interface.
Admin State	Up — The entity is administratively up Down — The entity is administratively down

Label	Description
Agg. Limit	The agg-rate adaptation rule setting
AIS	The number of AIS cells transmitted and received on this connection for both end to end and segment
AIS-P	The number of AIS-P packets received
Alarm Status	The bits used to indicate alarms: loc — A loss of clock which causes the operational state of the port to be downed lais — Line alarm indication signal errors lrdi — Line remote defect indication errors. LRDIs are caused by remote LOF, LOC, and LOS ss1f — Section synchronization failure as reported by the S1 byte sb1err — Section B1 errors lb2erSd — Line signal degradation BER errors lb2erSf — Line signal failure BER errors slof — Section loss of frame errors slos — Section loss of signal errors stxptr — Section synchronization error on the transmit side. Indicates if there is a positive or negative justification count per channel srxptr — Section synchronization error on the receive side. Indicates if there is a positive or negative justification count per SONET path lrei — Line error condition raised by the remote as a result of B1 errors received from this node
Alignment Errors	The total number of packets received that had a length (excluding framing bits, but including FCS octets) of between 64 and 1518 octets, inclusive, but had either a bad Frame Check Sequence (FCS) with an integral number of octets (FCS Error) or a bad FCS with a non-integral number of octets
AN	The AN for identifying the receiving SA
Assigned ports	Specifies all ports that contain this CA
ATM Link Bandwidth	The total ATM link bandwidth accepted on this interface
authentication method	The 802.1x session authentication method
Authenticator PAE state	The 802.1x port authenticator PAE state
Auto-negotiate	True — The link attempts to automatically negotiate the link speed and duplex parameters False — The duplex and speed values are used for the link

Label	Description
Average Elapsed Time	The average elapsed time
Backend state	The 802.1x port backend state
Bad Tag Packets	The number of received packets discarded with an invalid SecTAG or a zero value Packet Number (PN) or an invalid Integrity Check Value (ICV)
BFD Spoof Check Failed	The received BFD packet either failed the TTL check (single hop BFD TTL should be 255) or failed the source IP address lookup of known sessions. This counter may increment when BFD sessions are first configured since one side may start sending before the other is completely programmed and ready.
Broadcast Packets Input/Output	The number of packets, delivered by this sub-layer to a higher (sub-) layer, which were addressed to a broadcast address at this sub-layer. The total number of packets that higher-level protocols requested be transmitted, and which were addressed to a multicast address at this sub-layer, including those that were discarded or not sent. For a MAC layer protocol, this includes both Group and Functional addresses.
Broadcast Packets	Input — The number of input broadcast packets Output — The number of output broadcast packets
Broadcast Pckts	The number of packets, delivered by this sub-layer to a higher (sub-) layer, which were addressed to a broadcast address at this sub-layer. The total number of packets that higher-level protocols requested be transmitted, and which were addressed to a multicast address at this sub-layer, including those that were discarded or not sent. For a MAC layer protocol, this includes both Group and Functional addresses.
CA name/ca-name	The CA name assigned to the port
Cast Type	The connection topology type
CBS	The CBS value defining the reserved size for the queue
Cell Mode	The cell format (UNI or NNI) that is used on the ATM interface
Cells	The number of input and output cells HEC discarded cells are not included in the input cell numbers
Cfg Alarm	The alarms that are reported when raised or cleared. Alarms that are not in this list are not reported when they are raised or cleared but appear in the Alarm Status. pais — Path alarm indication signal errors splop — Path loss of pointer (per tributary) errors sprdi — Path remote defect indication errors spb3err — Path B3 errors spplm — Path payload mismatch. As a result, the path can be operationally downed prei — Path error condition raised by the remote as a result of B3 errors received from this node puneq — Unequipped path errors. plcd — Path loss of

Label	Description
	codegroup delineation error. It is applicable only when the value of tmnxPort EtherXGigMode is set to 'wan'.
Cfg MTU	The configured MTU
Cfg Rx Channel	The configured DWDM ITU channel at which the coherent optical module is expected to operate
Cfg Rx LOS Thresh	The configured LOS threshold of the average input power
Cfg Tx Pwr Maximum	The maximum power setting supported by the transceiver (only displayed if the equipped optical module supports configurable transmit power)
Cfg Tx Pwr Minimum	The minimum power setting supported by the transceiver (only displayed if the equipped optical module supports configurable transmit power)
Cfg Tx Target power	The manually-configured average target output power
Chan-Grp IfIndex	The channel group's interface index number which reflects its initialization sequence
Cipher Suite	The cipher suite used for encrypting the SAK: gcm-aes-128, gcm-aes-256, gcm-aes-xpn-128, gcm-aes-xpn-256
CIR Rule	<p>min — The operational CIR for the queue is equal to or greater than the administrative rate specified using the rate command except where the derived operational CIR is greater than the operational PIR. If the derived operational CIR is greater than the derived operational PIR, the operational CIR will be made equal to the operational PIR.</p> <p>max — The operational CIR for the queue is equal to or less than the administrative rate specified using the rate command.</p> <p>closest — The operational CIR for the queue is the rate closest to the rate specified using the rate command without exceeding the operational CIR.</p>
CIR Weight	The weight the queue or scheduler uses at the within-CIR port priority level
Clear Tag Mode	<p>In the case of VLAN-tagged traffic, if the traffic is crossing a network, one or two VLAN tags can be transmitted in clear text so that this traffic can receive preferential treatment over the network based on 802.1 q-tag or p-bits.</p> <p>Values: single-tag, dual-tag</p>
Coherent Optical Module	Displays information for the coherent optical module
Coherent Optical Port Statistics	<p>Displays statistics for the coherent optical port</p> <p>For Coherent CFP, the Rx Power field displays per-channel power.</p>
Collect-stats Collect Stats	Enabled — The collection of accounting and statistical data for the network Ethernet port is enabled. When applying accounting policies the data by default will be collected in the appropriate records and written to the designated billing file.

Label	Description
	Disabled — Collection is disabled. Statistics are still accumulated by the IOM cards, however, the CPU will not obtain the results and write them to the billing file.
Collisions	The best estimate of the total number of collisions on this Ethernet segment
Config Duplex	Full — The link is set to full duplex mode Half — The link is set to half duplex mode
Config Revision	The configuration revision
Config Speed	The configured speed of the interface
Configured Address	The configured Ethernet MAC address
Configured Freq	The configured frequency for the transceiver
Configured Mode	network — The port is configured for transport network use access — The port is configured for service access
Configured Mode	network — The port is configured for transport network use access — The port is configured for service access. Channelized ports are always access ports
Configured VCs	The number of configured VCs
Coherent Optical Module	Information for the coherent optical module
Connector Code	The vendor organizationally unique identifier field (OUI) contains the IEEE company identifier for the vendor
CRC	The precision of the cyclic redundancy check. 16 — A 16-bit CRC calculation. 32 — A 32-bit CRC calculation. 32-bit CRC increases the error detection ability, but it also adds some performance overhead.
CRC Mon SD Thresh	The error rate (for CRC errors) at which to declare the Signal Degrade (SD) condition on an Ethernet interface. If the field displays Disabled, no error rate has been specified.
CRC Mon SF Thresh	The CRC error rate at which to declare the Signal Fail (SF) condition on an Ethernet interface. If the field displays Disabled, no error rate has been specified.
CRC Mon Window	The size of the sliding window, in seconds, over which the Ethernet frames are sampled to detect signal fail or signal degrade conditions.
CRC/Align Errors	The total number of packets received that had a length (excluding framing bits, but including FCS octets) of between 64 and 1518 octets, inclusive, but had either a bad Frame Check Sequence (FCS) with an integral number of octets (FCS Error) or a bad FCS with a non-integral number of octets (Alignment Error).

Label	Description
CRC-10 Errors	The number of cells discarded on this VPL with CRC 10 errors
CRC-32 Errors	The number of valid AAL-5 SDUs and AAL-5 SDUs with CRC-32 errors received by the AAL-5 VCC
CSE	The number of times that the carrier sense condition was lost or never asserted when attempting to transmit a frame on a particular interface
CV-P	The number of Coding Violations
Current Freq	The current frequency
Current Penalties	The current accumulated penalties for port dampening
DAC Percent	The DAC percentage of the transceiver
Dampening State	The port dampening state: Disabled, Idle, or Active
Data Rate	The data rate at which the port is operating. When OTU is encapsulating 10-Gigabit Ethernet WAN, the data rate is 10.709 Gb/s, the G.709 standard OTU2 data rate. When OTU is encapsulating 10-Gigabit Ethernet LAN, the data rate is either 11.049 Gb/s or 11.096 Gb/s, depending on the otu2-lan-data-rate configuration parameter of the port's OTU parameters. These data rates (11.049 Gb/s and 11.096 Gb/s) are considered OTU2e data rates that are non-standard or over-clocked with respect to G.709, but have become widely used in optical networking to transport un-altered 10-Gigabit Ethernet LAN payloads.
DDM Events	Enabled — DDM events are enabled Disabled — DDM events are disabled
Decrypted Octets	The number of octets of plain text recovered from received packets that were integrity protected and encrypted
Delayed Packets	The number of received packets with the condition a PN lower than the lower bound of the replay protection on this SC
Description	A text description for the entity
Diag Capable	Indicates whether the transceiver is capable of performing diagnostics
Discards	Input — The number of discarded input packets Output — The number of discarded output packets
Discards Input/ Output	The number of inbound packets chosen to be discarded to possibly free up buffer space
Disp Control Mode	The current operational mode of the tunable dispersion compensation module
DOIE Tx Disable	Enabled — Laser is enabled if an internal MAC transmit error is encountered Disabled — Laser is disabled if an internal MAC transmit error is encountered

Label	Description
Dot1Q Ethertype	The Ethertype expected when the port's encapsulation type is Dot1Q
Down On Int. Error	Enabled — Down on internal error feature is enabled Disabled — Down on internal error feature is disabled
Down-when-looped	The feature is enabled or disabled
Drop Count	The number of keepalive or LQR messages that were missed before the line was brought down
Dropped	The number of dropped packets and octets
Drop Events	The total number of events in which packets were dropped by the probe due to lack of resources. Note that this number is not necessarily the number of packets dropped; it is just the number of times this condition has been detected.
Dropped Cells	The number of cells dropped by the ATM SAR device
Dropped CLP	The number of times the CLP1 cells have been dropped. CLP1 cells have lower priority than CLP0 cells and are expected to be discarded first in times of congestion.
Dropped Packets	The number of packets dropped by the ATM SAR device
Dying Gasp	Indicates whether dying gasp is enabled or disabled
Dying Gasp on Reset	EFM OAM dying gasp messages on reset: true or false
eapol-destination-address	The destination MAC address used in the EAPoL packet for MACsec Key Agreement (MKA) PDUs
Encryption Offset	The encryption offset configured on this node: 0, 30, 50. In the case of IP traffic, the IP header can be transmitted in clear text so that the traffic is routed accordingly when crossing the network. A value of 30 is used for IPv4 and 50 for IPv6.
EFM OAM	Enabled — EFM OAM is enabled Disabled — EFM OAM is disabled
EFM OAM Link Mon	Enabled — Link monitoring functionality is enabled Disabled — Link monitoring functionality is disabled
Egr. Sched. Pol	The port scheduler policy or that the default policy default is in use
Egr. Td Idx	The ATM traffic descriptor profile that applies to the transmit direction of the interface connection
Egr. Td Idx	The ATM traffic descriptor profile that applies to the transmit direction of the interface connection

Label	Description
Egress CBR	The total CBR bandwidth consumed on this interface in the egress direction
Egress NRT-VBR	The total non-real-time variable bit rate (nrt-VBR) bandwidth consumed on this interface in the egress direction
Egress Octets	The egress octets on a per-port basis
Egress Packets	The egress packets on a per-port basis
Egress Rate	The maximum amount of egress bandwidth (in kilobits per second) that this Ethernet interface can generate
Egress RT-VBR	The total real-time variable bit rate (rt-VBR) bandwidth consumed on this interface in the egress direction
Egress UBR	The total unspecified bit rate (UBR) bandwidth consumed on this interface in the egress direction
Encap-match	Specifies which types of traffic MACsec is enabled for
Encap Type	Null — Ingress frames will not use any tags or labels to delineate a service dot1q — Ingress frames carry 802.1Q tags where each tag signifies a different service
Encap Value	The dot1q or QinQ encapsulation value on the port for this IP interface
Encrypted Octets	The number of plain text octets that are integrity protected and encrypted on the transmitting SC
Encrypted Packets	The number of packets that are integrity protected and encrypted for this transmitting SA
Encrypted SA Packets	The number of packets that are integrity protected and encrypted for this SA
Encryption Offset	Specifies the encryption offset configured on this node: 0, 30, 50. In the case of IP traffic, the IP header can be transmitted in clear text so that the traffic is routed accordingly when crossing the network. A value of 30 will be used for IPv4 and 50 for IPv6.
Endpoint Type	The endpoint type
Errored Frame Enabled	Specifies whether errored frames are enabled
Errored Frame Event Notify	Specifies whether errored frame events notification is enabled
Errored Frame Period Enabled	Specifies whether an errored frame period is enabled

Label	Description
Errored Frame Period Event Notify	Specifies whether an errored frame period event notification is enabled
Errors Input/Output	For packet-oriented interfaces, the number of inbound packets that contained errors preventing them from being deliverable to a higher-layer protocol. For character-oriented or fixed-length interfaces, the number of inbound transmission units that contained errors preventing them from being deliverable to a higher-layer protocol. For packet-oriented interfaces, the number of outbound packets that could not be transmitted because of errors. For character-oriented or fixed-length interfaces, the number of outbound transmission units that could not be transmitted because of errors.
ESMC Tunnel	Indicates whether ESMC frames are tunneled in Epipe or VPLS service
ES-P	The number of Errored Seconds
Exceed Drop	The queue depth beyond which exceed-profile packets are not accepted into the queue and are discarded
Excess Collisns	The number of frames for which transmission on a particular interface fails due to excessive collisions
Far End	The SONET path far end
FCS Errors	The number of frames received on a particular interface that are an integral number of octets in length but do not pass the FCS check
FEC Corrected 0s	The number of bits that were received as 0s but corrected to 1s
FEC Corrected 1s	The number of bits that were received as 1s but corrected to 0s
FEC Mode	Type of FEC (Forward Error Correction) in effect: g709, enhanced or disabled. When g709 is selected, the standard FEC method is used. When enhanced is selected, a proprietary FEC algorithm is used that extends optical reach in long haul applications. When disabled the bytes that are reserved for FEC in the OTU frame are transmitted as zeros and the FEC decoder is bypassed, but OTU framing is still in effect.
FEC SES	The number of severely Errored seconds were the number of uncorrectable sub-rows was greater than 15% of the maximum
FEC Uncorrectable Sub-Rows	The number of sub-rows that were not corrected because too many errors were detected
Fifo Error	The number of FIFO errors
Fine Tuning	Indicates whether the transceiver supports fine tuning for the frequency
FIR Rule	The queue FIR rule

Label	Description
FR Interface Status	The status of the Frame Relay interface as determined by the performance of the DLCMI. If no DLCMI is running, the Frame Relay interface stays in the running state indefinitely.
Forwarded	The number of forwarded packets and octets
Fragments	The total number of packets received that were less than 64 octets in length (excluding framing bits but including FCS octets) and had either a bad Frame Check Sequence (FCS) with an integral number of octets (FCS Error) or a bad FCS with a non-integral number of octets (Alignment Error)
Frame Based Acc	Frame-based accounting for queues parented to the scheduling policy and for the schedulers within the scheduler policy
Grace Tx Enable	Specifies whether grace Tx is enabled
Grace Vendor OUI	The EFM OAM grace vendor Organizationally Unique Identifier (OUI)
Grp-<name> Group Name	The group name
Half Life	The time, in seconds, that must pass before penalties decay to one-half the initial amount
Hardware Address	The interface's hardware or system assigned MAC address at its protocol sub-layer
HEC Errors (Dropped)	The number of cells with uncorrectable HEC errors on this interface
HEC Errors (Fixed)	The number of fixed HEC errors on this interface
HiPlus Drop Tail	The queue depth beyond which inplus-profile packets are not accepted into the queue and are discarded
Hi Drop Tail	The queue depth beyond which in-profile packets are not accepted into the queue and are discarded
Hold Time	The EFM OAM hold-time
Hold time down	The link down dampening time in seconds. The down timer controls the dampening timer for link down transitions
Hold Time Down Rmng	The time remaining for a hold down timer. If the hold timer is not active, this displays zero.
Hold time up	The link up dampening time in seconds. The port link dampening timer value which reduces the number of link transitions reported to upper layer protocols.
Hold Time Up Rmng	The time remaining for a hold up timer. If the hold timer is not active, this displays zero.

Label	Description
HS Turbo Queues	HS turbo queues that allow the corresponding HSQ queue group queues for higher throughput
lflIndex	The interface's index number which reflects its initialization sequence
Ignore Efm State	The suppress port operational state changes due to EFM OAM: true or false
Ignr EFM OAM State	Enabled — Any failure in the protocol state machine does not impact the state of the port Disabled — The port state is affected by any existing EFM-OAM protocol fault condition
Index 1	Management IP information, one per type maximum (system IPv4, IPv6 system, oob, oob IPv6)
In Packets	The number of echo-reply packets received
In Pause Frames	The number of In Pause frames
Ing. Td Idx	The ATM traffic descriptor profile that applies to the receive direction of the interface connection
Ingress CBR	The total CBR bandwidth consumed on this interface in the ingress direction
Ingress NRT-VBR	The total non-real-time variable bit rate (nrt-VBR) bandwidth consumed on this interface in the ingress direction
Ingress Octets	The ingress octets on a per-port basis
Ingress Packets	The ingress packets on a per-port basis
Ingress Port Forwarding Engine Drop Reason Statistics	When any of the packet counters increments, it indicates that a packet was dropped in the ingress data path or extracted to the control plane for further processing. The detailed per-reason drop statistics are available per-port for Ethernet ports (local on the 7450 ESS, 7750 SR, 7950 XRS, or satellite client ports) and for PXC sub-ports. An aggregate forwarding engine drop counter (packet and byte) is available per-SAP.
Ing. QGroup	The ingress queue group name
Ingress Rate	The maximum amount of ingress bandwidth (in mb/s) that this Ethernet port can receive with the configured sub-rate using packet-based accounting
Ingress RT-VBR	The total real-time variable bit rate (rt-VBR) bandwidth consumed on this interface in the ingress direction
Ingress Total	The number of valid ATM cells received by the ATM interface including both CLP=0 and CLP=1 cells. If traffic policing is implemented, then cells are counted prior to the application of traffic policing.
Ingress UBR	The total unspecified bit rate (UBR) bandwidth consumed on this interface in the ingress direction

Label	Description
Host-Matches	A string optionally used by subscriber management to map subscriber's and subscriber host's queued traffic to a specific egress port virtual port
Input/Output	When the collection of accounting and statistical data is enabled, then octet, packet, error, and utilization statistics are displayed
Instance-Id	The queue-group instance ID
Int MAC Rx Errs	The number of frames for which reception on a particular interface fails due to an internal MAC sublayer receive error
Int MAC Tx Errs	The number of frames for which transmission on a particular interface fails due to an internal MAC sublayer transmit error
Interface	The port ID displayed in the <i>slot/mda/port</i> format
Interface Oper Status	The status of the ATM interface. If the SONET-PATH layer and TC sublayer are operationally up, the ATM Interface is considered up. If the SONET-PATH layer and/or TC sublayer is down, the ATM Interface is set to lowerLayerDown.
Interface-name port-id	The interface name of the port
ip ip-address	The IP address
IP Route Blackholed	The destination IP address of the packet matches a black hole route
IPv4 Header Error	The IPv4 packet header contains an error such as an IPv4 header checksum error, an invalid IP version number (not 4 or 6), or an incorrect Total Length field
IPv4 Invalid Address	An error in the source (SA) or destination (DA) IPv4 address was detected. For example class D or class E IPv4 DAs, loopback SA (127.0.0.0/8), 0.0.0.0/8 DA, SA is a subnet broadcast or network address and cases where the IPv4 address is a multicast address but the Ethernet destination address is not RFC1112 compliant. RFC1112 checks are also carried out on Ipipe traffic.
IPv6 Header Error	The IPv6 packet header contains an error such as an incorrect Payload Length field or an IP version not equal to '6' when the Ethernet etype or PPP ID indicates it is IPv6
IPv6 Invalid Address	An error in the source (SA) or destination (DA) IPv6 address was detected. For example, an unspecified IPv6 DA, an IPv6 multicast SA and cases where the IPv6 address is a multicast address but the Ethernet destination address is not RFC2464 compliant. RFC 2464 checks are also carried out on IPIPE traffic.
Jabbers	The total number of packets received that were longer than 1518 octets (excluding framing bits, but including FCS octets), and had either a bad Frame Check Sequence (FCS) with an integral number of octets (FCS Error) or a bad FCS with a non-integral number of octets (Alignment Error)

Label	Description
Keep Alive	The time interval, in seconds, between keep-alive PDUs
L2 Service MTU Exceeded	The length of the packet received on a SAP bound to a layer 2 service (such as VPLS or EPIPE) exceeded the configured MTU for the service
LACP Tunnel	Indicates whether LACP packet tunneling is enabled or disabled
LAG ID	The LAG or multi-link trunk (MLT) that the port is assigned to
Laser Tunability	The laser tune-ability of the transceiver
Last Change	The last time the PPP link state changed
Last Changed	The date and time when the interface connection entered its current operational state
Last Changed	The date and time when the interface connection entered its current operational state
Last Cleared Last Cleared Time	The date and time the restart count reset to zero
Last cleared time Last Cleared Time	The time of the last clear
last session id	The 802.1x last session ID
last session term cause	The 802.1x last session term cause
last session time	The 802.1x last session time
last session username	The 802.1x last session username
Last State Change	The system time moment that the entity is up
Last Unknown VPI/VCI	The last unknown VPI/VCI that was received on this interface
Late Collisions	The number of times that a collision is detected on a particular interface later than one slot time into the transmission of a packet
Late Packets	The number of received packets that have been discarded due to replay window protection on this SC
LCD-P	The number of LCD-P packets received
Level	The level number
Limit Unused BW	The aggregate rate overrun protection on the aggregate context

Label	Description
Line Monitor Method	The type of line monitoring packets being sent and received on this PPP link
Link Length support	The link length support for the transceiver
Link Monitoring	The EFM OAM link monitoring parameters: enabled or disabled
Link-level	Ethernet — The port is configured as Ethernet SONET — The port is configured as SONET-SDH
LMI Type	The LMI type
Load-balance-algo	The load balancing algorithm used on the port
Local IP address	The IP address assigned the local end of the PPP link
Local Mac address	The MAC address assigned the local end of the PPP link
Local Magic Number	The local magic number to be sent to the peer. The magic number provides a method to detect loopbacks. If the value of the local magic number is the same as the value of remote magic number, then it is possible that the link might be looped back. If the two magic numbers do not match, then the link is not looped back.
Loopback	The number of loopback requests and responses transmitted and received on this connection for both end to end and segment
Loop Detected	True — Loop detected False — No loop detected
LOP-P	The number of Loss Of Pointer path (LOP) occurrences
Low Drop Tail	The low drop tail percent reduction from MBS
mac mac-address	The MAC address
Macsec Encrypt	Enabled — MACsec encryption is enabled on the traffic. All fields behind source or destination MAC addresses are encrypted on each packet. Disabled — MACsec encryption is disabled for the traffic. The packet fields are sent in clear text but data integrity is checked on each packet, and the MACsec overhead (header and ICV) is still added to each packet.
macsec-enabled	The MACsec is enabled or disabled
Manufacture date	The manufacturing date of the hardware component in the mmddyyyy ASCII format
Max auth requests	The 802.1x port maximum authorization requests
Max Packet Error	The number of maximum packet errors
Min Packet Error	The number of minimum packet errors

Label	Description
Max Penalties	The maximum penalty value for port dampening
Max Supported VCs	The maximum number of ATM VPCs that can be configured on this MDA
Maximum Frequency	The supported maximum frequency for the transceiver
Max Suppress Time	Elapsed time, in seconds, after the link comes up before the worst case accumulated penalties have decayed to the reuse threshold
MBS	The MBS value defining the maximum size for the queue
Media	The media supported for the SFP
Min Frame Length	The configured minimum transmitted frame length
Minimum Frequency	The supported minimum frequency for the transceiver
MKA Key Server Priority	The MKA key server priority: 0 to 255 (default 16). A priority of 0 means more it is more likely to become the MKA server. If multiple participants have the same priority, the MAC address becomes the differentiator for electing the MKA server.
Mode	The mode of the interface. It can be set as Data Terminal Equipment (DTE) or Data Circuit-terminating Equipment (DCE)
Mode	The mode of OAM operation for an Ethernet port: active or passive
Model Number	The model number of the transceiver or adapter
Monitor Depth	Queue depth monitoring for the specified queue enabled or disabled
Monitor Oper Group	Operational group being monitored
Monitor Port Sched	Enabled — Congestion monitoring on an Egress Port Schedule (EPS) is enabled Disabled — Congestion monitoring on an EPS is disabled
MTU	The size of the largest packet which can be sent/received on the Ethernet physical interface, specified in octets
Mult Collisions	The number of frames that are involved in more than one collision and are subsequently transmitted successfully
Multicast MAC With Unicast Dest IP	The Ethernet destination (MAC) address is multicast but the IP address is unicast
Multicast Packets Input/Output	The number of packets, delivered by this sub-layer to a higher (sub-) layer, which were addressed to a multicast address at this sub-layer. For a MAC layer protocol, this includes both group and functional addresses. The total number of packets that higher-level protocols requested be transmitted, and which were addressed to a multicast address at this sub-layer, including those that were discarded or

Label	Description
	not sent. For a MAC layer protocol, this includes both Group and Functional addresses.
Multicast Packets	Input — The number of input multicast packets Output — The number of output multicast packets
Multicast Pckts	The number of packets, delivered by this sub-layer to a higher (sub-) layer, which were addressed to a multicast address at this sub-layer. For a MAC layer protocol, this includes both Group and Functional addresses. The total number of packets that higher-level protocols requested be transmitted, and which were addressed to a multicast address at this sub-layer, including those that were discarded or not sent. For a MAC layer protocol, this includes both Group and Functional addresses.
Name	The entity name
Needs ICMP	The received packet requires the router to generate an ICMP message. For example, the IP packet TTL is expired or the destination host, network, or ESM subscriber is unreachable. Host unreachable can occur, among other reasons, if the destination address (for example, 10.0.1.2) of a packet resolves to a loopback interface subnet (for example, 10.0.1.1/24) but does not match the specific loopback address (for example, 10.0.1.1). Destination unreachable can also occur, for example, in response to an IPv6 packet received by a router from a point-to-point link (a non-Ethernet link) destined to an address within a subnet assigned to that same link (other than one of the receiving router's own addresses) as described in RFC 4443.
Net. Egr. Queue Pol	The network egress queue policy or that the default policy is used
No SCI Packets	The number of received packets discarded with unknown SCI information when the C bit in the SecTAG is set
No Tag Packets	The number of received packets discarded without the MAC security tag (SecTAG)
No Using SA Packets	The number of received packets that have been discarded on this SA which is not currently in use
Notifications	LLDP notifications (enabled, disabled)
Not Valid Packets	The number of not valid packets that have been discarded on this active SA
Number OCD Events	The number of times the Out of Cell Delineation (OCD) events occurred
Number of Lanes	The number of lanes of the transceiver
Number of Logs	The number of logs
OAM State	The OAM operational status of ATM connections ETE — the end-to-end connection AIS — denotes alarm indication signal

Label	Description
	RDI — denotes for remote defect indication LOC — the alarm was due to loss of continuity
Octets	The number of input and output octets. HEC discarded cells are not included in the input octet numbers.
Octets	The total number of octets received
OctetsIn Dropped	The number dropped egress octets that were in-profile
OctetsIn Forwarded	The number of forwarded egress octets that were in-profile
OctetsIn Total	The total number of egress octets that were forwarded and dropped
OctetsOut Dropped	The number of dropped egress octets that were out-of-profile
OctetsOut Forwarded	The number of forwarded egress octets that were in-profile
OctetsOut Total	The total number of egress octets that were forwarded and dropped
OK Packets	The number of validated packets on this SA
Oper Duplex	full — The link is set to full duplex mode half — The link is set to half duplex mode
Oper Egress Rate	The operational egress bandwidth (in kilobits per second) that the Ethernet interface can generate
Oper MTU	The negotiated size of the largest packet that can be sent on the port SONET/SDH, channel, specified in octets. For channels that are used for transmitting network datagrams, this is the size of the largest network datagram that can be sent on the channel.
Oper Speed	The operating speed of the interface
Oper State	up — The entity is operationally up down — The entity is operationally down Additionally, the <i>lag-id</i> of the LAG it belongs to in addition to the status of the LAG member (active or standby) is specified
Oper Status	The operational status of the port
Operational Channel	The operational channel for the transceiver
Operational Frequency	The operational frequency for the transceiver
Optical Compliance	The optical compliance code of the transceiver

Label	Description
Optical Compliance	The optical compliance code of the transceiver
Other	The number of OAM cells that are received but not identified
OTU Status	The status of the OTU (Optical Transport Unit): enabled or disabled. When OTU is enabled, an additional layer of framing encapsulates an MDA's natively programmed mode of operation, 10-Gigabit Ethernet LAN or WAN, adding SONET-Like Framing with FEC (Forward Error Correction). When OTU is disabled, the MDA operates in a 10-Gigabit Ethernet LAN or WAN as per Ethernet provisioning.
Out packets	The number of echo-request packets sent
Out Pause Frames	The number of Out Pause frames
Over Sized SDUs	The total number of oversized SDU discards
Overrun Packets	The number of packets discarded because the number of received packets exceeded the cryptographic performance capabilities
Oversize Pckts	The total number of packets received that were longer than can be accepted by the physical layer of that port (9900 octets excluding framing bits, but including FCS octets for GE ports) and were otherwise well formed
Owner	Identifies the system entity that owns a specific ATM connection
Owner	Identifies the system entity that owns a specific ATM connection
Packet Abort Error	The number of packets aborted due to errors received
Packets	The total number of packets received
Packets	The number of input and output packets. Packets discarded due to HEC or oversize discards are not counted. CRC errors are also in the packet counts show up on the VC level statistics but not on the port level.
PacketsIn Dropped	The number dropped egress packets that were out-of-profile
PacketsIn Forwarded	The number of forwarded egress packets that were in-profile
PacketsIn Total	The total number of egress packets that were forwarded and dropped
PacketsOut Dropped	The number of dropped egress packets that were out-of-profile
PacketsOut Forwarded	The number of forwarded egress packets that were in-profile
PacketsOut Total	The total number of egress packets that were forwarded and dropped

Label	Description
Parity Error	The number of parity errors received
Part Number	The vendor part number contains ASCII characters, defining the vendor part number or product name
PBB Ethertype	The Ethertype used for PBB encapsulation
Per Threshold MDA Discard Statistics	See the 7450 ESS, 7750 SR, 7950 XRS, and VSR Interface Configuration Guide, "Packet Classification and Scheduling" section
PFC	Indicates whether Protocol Field PPP Header Compression is enabled
Phy Link	Yes — A physical link is present
Physical Link	No — A physical link is not present
Phys State Chng Cnt	<p>Increments when a fully qualified (de-bounced) transition occurs at the physical layer of an Ethernet port which includes the following transitions of the Port State as shown in the show port summary:</p> <ul style="list-style-type: none"> - from "Down" to either "Link Up" or "Up" - from either "Link Up" or "Up" to "Down" <p>This counter does not increment for changes purely in the link protocol states (for example, "Link Up" to "Up"). The counter is reset if the container objects for the port are deleted (for example, MDA deconfigured, or IOM type changes).</p>
PIR Rule	<p>min — The operational PIR for the queue is equal to or greater than the administrative rate specified using the rate command</p> <p>max — The operational PIR for the queue is equal to or less than the administrative rate specified using the rate command</p> <p>closest — The operational PIR for the queue is the rate closest to the rate specified using the rate command</p>
Physical Link	<p>Yes — A physical link is present</p> <p>No — A physical link is not present</p>
PLM-P	The number of PLM-P packets received
PM BEI	The number of backward error indications received from the far end in the path monitor overhead
PM BIP8	The number of detected BIP-8 errors in the path monitor overhead
PM SES	The section monitor severely errored seconds where the number of PM-BIP8 was greater than 15% of the maximum
Policy-Name	The policy name
Port control	The 802.1x port control: auto, force-auth, force-unauth
Port Encap	Null — Ingress frames will not use tags or labels to delineate a service

Label	Description
	dot1q — Ingress frames carry 802.1Q tags where each tag signifies a different service
Port ID	The port ID that is configured or displayed.
	Port <id> Bridge nearest-bridge
	Port <id> Bridge nearest-non-tpmr
	Port <id> Bridge nearest-customer
Port Mode	Network — The port is configured for transport network use Access — The port is configured for service access Hybrid — The port is configured for both access and network use
Port State	Up — The port is physically present and has physical link present Down — The port is physically present but does not have a link. This state may also be considered as Link Down Ghost — A port that is not physically present None — The port is in its initial creation state or about to be deleted Link Up — A port that is physically present and has physical link present Note that when Link Up appears at the lowest level of a SONET/SDH path or a TDM tributary, it means the physical connection is active but the port is waiting on some other state before data traffic can flow. It is a waiting state and indicates that data traffic will not flow until it transitions to the Up state.
Port status	The 802.1x port status
PortID TLV Subtype	The encoding of the port identifier TLVs transmitted to the peer (tx-if-alias, tx-if-name, tx-local)
Port Type	The type of port or optics installed
Present Channel	The channel that the transceiver is currently on
Protected Octets	The number of plain text octets that are integrity protected but not encrypted on the transmitting SC
Protected Packets	The number of packets that are integrity protected but not encrypted for this transmitting SA
Protected SA Packets	The number of packets that are integrity protected but not encrypted for this SA
Protocol	The applicable protocols for the specified port
QinQ Ethertype	The Ethertype expected when the port's encapsulation type is QinQ
Queue	The queue information

Label	Description
Queue Depths (percentage)	The queue depth percentages
Queue-Id	The <i>queue-id</i> that uniquely identifies the queue
Quiet period	The 802.1x port quiet period: 1 to 3600 seconds
Radius-plcy	The 802.1x port RADIUS policy name
Range	The usable range to fine tune the frequency
RDI	The number of RDI cells transmitted and received on this connection for both end to end and segment
RDI-P	The number of RDI-P packets received
Reassembly Timeouts	The number of reassembly timeout occurrences
Reauth enabled	no — The 802.1x port reauth enabled is not up yes — The 802.1x port reauth enabled is up
Reauth period	The 802.1x port reauthorization period
Remote Error	The number of remote error received
Remote IP address	The IP address of the remote end of the PPP link
Remote Mac address	The Ethernet MAC address sent by the remote end of the PPP link
Remote Magic Number	The magic number sent by the peer. If the value of remote magic number is the same as the value of the local magic number, then it is possible that the link might be looped back. If the two magic numbers do not match, then the link is not looped back.
Replay Protection	Enabled — Replay Protection is enabled Disabled — Replay Protection is disabled If replay protection is enabled for this CA, the out of replay-window packets will be discarded. Otherwise, the Replay Window Size value is ignored. The default value is disabled, so that when adding MACsec to an interface, it will not affect traffic immediately.
Replay Window Size	The size, in packets, of the replay window. Each packet is assigned a unique packet number. Replay protection enforces strict ordering of the packets and protects against replay attacks. In networks where out-of-order packets are expected, the window size can be set up to 4294967295.
Request Interval	The time interval in seconds at which keepalive requests are issued
Resolution	The resolution used to fine tuning the frequency

Label	Description
Restart Count	The number of times that this Control Protocol has reached the 'open' state
Retry	The minimum wait time, in seconds, before re-enabling the port after loop detection
Reuse Threshold	The threshold at which the port up state is no longer suppressed, after the port has been in a suppressed state and the accumulated penalties decay drops below this threshold
RS-FEC Mode	The RS-FEC mode to support
RxDTV Adjust	The Rx DTV adjust status
Rx Ageouts	The number of LLDP frames received on the port with a properly formatted TLV that was not supported on the receiving port
Rx Frames	The number of LLDP frames received on the port
Rx Frame Discard	The number of LLDP frames received but discarded on the port
Rx Frame Errors	The number of LLDP frames received with errors on the port
Rx TLV Discard	The number of LLDP frames received on the port discarded because of the TLV
Rx TLV Unknown	The number of LLDP frames received on the port with a properly formatted TLV that was not supported on the receiving port
Rx Quality Level	Indicates which QL value has been received from the interface
Rx Signal Label	The received signal label
Rx Trace Str (Hex)	The received SONET path trace string in hexadecimal
sap	The physical port identifier portion of the SAP definition
Sched Policy	The name of the scheduler policy assigned to the virtual port
SCI	The Secure Channel Identifier (SCI)
SD Threshold	The configured error rate threshold at which the SD (Signal Degrade) alarm is raised
Security Zone	The security zone this port belongs
Serial Number	The vendor serial number of the hardware component
Server timeout	The 802.1x port server timeout
Service-id port-id	The service IDs affected by the encap-match configured under this sub-port. One or more services can be affected by the match (by using * or by targeting ports with traffic aggregations, for example).
SES-P	The number of Severely Errored Seconds

Label	Description
SF Threshold	The configured error rate threshold at which the SF (Signal Fail) alarm is raised
SF/SD Method	The selected method for declaring the SF (Signal Fail) or SD (Signal Degrade) alarm. When BIP8 is selected, the error rate of SM-BIP8 errors in the OTU frames declares SF or SD (This is very similar to SONET SF/SD which uses a rate of B2 errors). When FEC is selected, the rate of corrected bits declares SF or SD. This effectively indicates that the link would be degraded (SD) or failed (SF) if FEC was disabled and gives the user an early warning that the link is degrading or is about to fail.
Sflow	Enabled — sFlow data collection for the port is enabled Disabled — sFlow data collection is disabled
SFP/MDI MDX	GIGE — The GigE SFP type FASTE — The FastE SFP type GIGX — The GigX SFP type MDI — Indicates that the Ethernet interface is of type MDI (Media Dependent Interface) MDX — Indicates that the Ethernet interface is of type MDX (Media Dependent Interface with crossovers)
Shaped Bandwidth	The total shaped bandwidth consumed on this interface in the egress direction
Signal Label	The C2 byte value
Single Fiber Mode	Yes - Single fiber option is configured No - Single fiber option is not configured
Slot ID	The slot number of the card in the chassis
SM BEI	The number of backward error indications received from the far end in the section monitor overhead
SM BIP8	The number of detected BIP-8 errors in the section monitor overhead
SM SES	Section monitor severely errored seconds where the number of SM-BIP8 was greater than 15% of the maximum
SM-TTI Rx	This is the SM-TTI (Section Monitor Trail Trace Identifier received by this port. When the received TTI is a printable string of characters, it will be displayed as a text string. When the received TTI contains one or more non-printable characters, it will be displayed as a sequence of 64 hex bytes. When the received TTI is all zeros, the string "Not Specified" will be displayed.
SM-TTI Tx (<mode>)	This is the configured SM-TTI (Section Monitor Trail Trace Identifier) to be transmitted by this port in the OTU overhead bytes. The modes are auto, string, or bytes. In the auto and string modes, a printable character string will be displayed. In bytes mode, up to 64 hex bytes are displayed.

Label	Description
Sngl Collisions	The number of frames that are involved in a single collision, and are subsequently transmitted successfully
Speed	The speed of the DS0 channels used in the associated channel-group
SQE Errors	The number of times that the SQE TEST ERROR is received on a particular interface
SSM Code Type	The SSM code type in use on the port
State	The current status of a PPP link. Values include initial, starting, closed, stopped, closing, stopping, requestSent, ackReceived, ackSent, opened.
Subport	The MACsec sub-port used. Multiple MACsec instances can be configured under one port, matching traffic based on the encap-match parameter.
subscr Subscriber	The subscriber ID
Supplicant timeout	The 802.1x port supplicant timeout
Supported Grids	A list of supported grids for the transceiver
Suppress Threshold	The threshold at which the port up state is suppressed until the accumulated penalties drop below the reuse threshold again
Svc ID svc-id	The service identifier
Symbol Errors	For an interface operating at 100 Mb/s, the number of times there was an invalid data symbol when a valid carrier was present
Sym Mon SD Thresh	The error rate (for symbol errors) at which to declare the Signal Degrade (SD) condition on an Ethernet interface. If the field displays Disabled, no error rate has been specified
Sym Mon SF Thresh	The symbol error rate at which to declare the Signal Fail (SF) condition on an Ethernet interface. If the field displays Disabled, no error rate has been specified
Sym Mon Window	The size of the sliding window, in seconds, over which the errors are measured
Sync. Status Msg	Whether synchronization status messages are enabled or disabled
Tagged Cells	The number of cells that have been demoted from CLP0 to CLP1
TC Alarm State	Notifications that are generated when the ATM interface indicates that the TC sublayer is currently in the Loss of Cell Delineation (LCD) defect maintenance state or when the TC sublayer is currently not in the Loss of Cell Delineation (LCD) defect maintenance state.

Label	Description
Threshold exceeded	The number of times that the drop count was reached
Time to link drop	The time remaining before the link will be declared dropped if a keepalive echo reply packet is not received
TimeSlots	The DS0 time slot used in the T1/E1 channel-group
Too long Frames	The number of frames received on a particular interface that exceed the maximum permitted frame size
Too Long Packets	The number of transmitted packets discarded because the packet length is greater than the Maximum Transmission Unit (MTU) of the Ethernet physical interface
Total number of access-egress queue groups	The total number of access-egress queue groups associated with the queue-group summary
Total number of network-egress queue groups	The total number of network-egress queue groups associated with the queue-group summary
Total number of access-ingress queue groups	The total number of access-ingress queue groups associated with the queue-group summary
Tot Sym Mon Errs	The total number of symbol errors
Trace String	The SONET path trace string
Traffic Statistics	See the <i>7450 ESS, 7750 SR, 7950 XRS, and VSR Interface Configuration Guide</i> , "Statistics on Physical PXC Ports" section
Transceiver Code	The code for the transmission media
Transceiver Digital Diagnostic Monitoring (DDM)	Transceiver Digital Diagnostic Monitoring (DDM) information, such as temperature and supply voltage
Transceiver Lane Digital Diagnostic Monitoring (DDM)	Transceiver lane DDM information, such as lane temperature and Tx bias current
Transceiver Status	The status of the transceiver
Transceiver Type	The type of transceiver
Transmit Interval	The transmit interval of OAMPDUs
Transmit period	The 802.1x port transmit period
Transmit TLVs	The LLDP TLV to transmit (port-desc, sys-name, sys-desc, sys-cap)
Trigger Fault	The triggered EFM OAM fault

Label	Description
Tunneling	true — The 802.1x port tunneling is on false — The 802.1x port tunneling is not on.
Tunnel Nearest Bridge	The nearest bridge tunneling frames (enabled, disabled)
Tx DUS/DNU	Whether the QL value is forcibly set to QL-DUS/QL-DNU
Tx Frames	The number of LLDP frames transmitted from the port
TX Laser Frequency	The transceiver laser frequency
TX Laser Wavelength	The transceiver laser wavelength
Tx Length Err Frames	The number of LLDP frames transmitted with length error from the port
Tx Quality Level	The QL value being transmitted out of the interface
Type	The connection type
UAS-P	The number of Unavailable Seconds
Unchecked Packets	The number of packets that have failed the integrity check on this SC
Unequipped	The number of unequipped packets received
Undersize Pckts	The total number of packets received that were less than 64 octets long (excluding framing bits, but including FCS octets) and were otherwise well formed
Unicast MAC Destination Address Mismatch	The unicast destination MAC address is a null address or does not match any of the expected MAC addresses associated with the receiving interface. Packets with multicast or broadcast MAC addresses do not increment this counter
Unicast Packets	Input — The number of input unicast packets Output — The number of output unicast packets
Unicast Packets Input/Output	The number of packets, delivered by this sub-layer to a higher (sub-) layer, which were not addressed to a multicast or broadcast address at this sub-layer. The total number of packets that higher-level protocols requested be transmitted, and which were not addressed to a multicast or broadcast address at this sub-layer, including those that were discarded or not sent.
Unicast Packets Input/Output	The number of packets, delivered by this sub-layer to a higher (sub-) layer, which were not addressed to a multicast or broadcast address at this sub-layer
Unicast RPF Check Failed	The IP packet failed the unicast reverse path forwarding (uRPF) check

Label	Description
Unknown MAC Destination Address Discarded in VPLS	The MAC destination address lookup in the MAC FDB failed and the VPLS service is configured to discard packets with unknown destination MAC addresses
Unknown Proto Discards Input/ Output	For packet-oriented interfaces, the number of packets received through the interface which were discarded because of an unknown or unsupported protocol. For character-oriented or fixed-length interfaces that support protocol multiplexing the number of transmission units received via the interface which were discarded because of an unknown or unsupported protocol. For any interface that does not support protocol multiplexing, this counter will always be 0. For ATM, this field displays cells discarded on an invalid vpi/vci. Unknown proto discards do not show up in the packet counts.
Unknown Proto Discards	Input — The number of discarded unknown protocol packets
Untagged Packets	The number of transmitted packets without the MAC security tag (SecTAG) when the value of <code>oftmnxMacsecConnAssocReplayProtect</code> for the configured CA is set to 'false'
Use Broadcast Addr	True — Indicates that the broadcast address is to be used for the destination MAC address False — Indicates that the local port MAC address is to be used for the destination MAC address
user rx frames	The 802.1x session user Rx frames
user rx octets	The 802.1x session user Rx octets
user tx frames	The 802.1x session user Tx frames
user tx octets	The 802.1x session user Tx octets
Utilization Input/ Output	The value computed as the average of the traffic observed over the configured interval, presented as a percentage of the maximum possible traffic
Validated Octets	The number of octets of plain text recovered from received packets that were integrity protected but not encrypted
Vendor OUI	The vendor-specific Organizationally Unique Identifier (OUI) field containing the IEEE company identifier for the vendor
Violation Last Seen	The date and time of the last violation
Violation Threshold Percnt	The violation threshold percentage
Violation Total Count	The violation total count
VPI/VCI	The VPI/VCI values

Label	Description
Vport Name	The virtual port name
Weight	The relative weight of this scheduler in comparison to other child schedulers and queues at the same strict level
Wgtd Avg Queue Poll Interval	The weighted average queue poll interval
Wgtd Avg HiWtr Mark Poll Interval	The weighted average high water mark queue poll interval

port

Syntax

port [detail]

Context

[\[Tree\]](#) (show port)

Full Context

show port

Description

This command displays information about all ports configured on all cards in the chassis.

Parameters

detail

Displays detailed information.

Platforms

All

Output

The following output is an example of port information.

Sample Output

```
*A:cses-V22# show port
=====
Ports on Slot 1
=====
Port      Admin Link Port   Cfg  Oper LAG/ Port Port Port  C/QS/S/XFP/
Id        State  State State MTU  MTU  Bndl Mode Encp Type MDIMDX
-----
1/1/1     Down  Yes  Up    8704 8704 - netw null xcme GIGE-LX 10KM
1/1/2     Up    Yes  Up    1514 1514 - accs null xcme GIGE-LX 10KM
```


1/1/3	Up	Yes	Up	1518	1518	-	accs	dotq	xcme	GIGE-LX	10KM
1/1/4	Up	Yes	Up	1514	1514	-	accs	null	xcme	GIGE-LX	10KM
1/1/5	Up	Yes	Up	1518	1518	-	accs	dotq	xcme	GIGE-LX	10KM
1/1/6	Up	Yes	Up	1518	1518	-	accs	dotq	xcme	GIGE-LX	10KM
1/1/7	Up	Yes	Up	1518	1518	-	accs	dotq	xcme	GIGE-LX	10KM
1/1/8	Up	Yes	Up	8704	8704	-	hybr	dotq	xcme	GIGE-LX	10KM
1/1/9	Up	Yes	Up	1518	1518	-	accs	dotq	xcme	GIGE-LX	10KM
1/1/10	Down	Yes	Down	8704	8704	-	netw	null	xcme	GIGE-LX	10KM

```
A:admin@mci(right-b4)# show port
=====
Ports on Slot 1
=====
Port          Admin Link Port      Cfg  Oper  LAG/  Port  Port  Port  C/QS/S/XFP/
Id            State      State  MTU  MTU  Bndl Mode Encp Type  MDIMDX
-----
1/1/m1/1     Link Up                anchor  100G
1/1/c1       Up                Link Up
1/1/c1/1     Up      No      Down    9212 9212  - netw null xgige
1/1/c1/2     Down    No      Down    9212 9212  - netw null xgige
1/1/c1/3     Down    No      Down    9212 9212  - netw null xgige
...
=====
Ports on Port Cross Connect 1
=====
Port          Admin Link Port      Cfg  Oper  LAG/  Port  Port  Port  C/QS/S/XFP/
Id            State      State  MTU  MTU  Bndl Mode Encp Type  MDIMDX
-----
pxc-1.a       Up      Yes    Link Up  1574 1574  - hybr dotq xgige
pxc-1.b       Up      Yes    Link Up  1574 1574  - hybr dotq xgige
pxc-2.a       Up      Yes    Link Up  1574 1574  - hybr dotq xgige
pxc-2.b       Up      Yes    Link Up  1574 1574  - hybr dotq xgige
```

port

Syntax

- port** {*port-id* | *bundle-id* | *bpgrp-id* | *aps-id*} **atm**
- port** *port-id* **atm cp** [*cp*] **statistics**
- port** *port-id* **atm ilmi** **statistics**
- port** *port-id* **atm interface-connection** **statistics**
- port** *port-id* **atm pvc** [*vpi*[/*vc*]] **statistics**
- port** *port-id* **atm pvp** [*vpi*] **statistics**
- port** *port-id* **atm pvt** [*vpi1.vpi2*] **statistics**
- port** {*port-id* | *bundle-id* | *bpgrp-id* | *aps-id*} **statistics**
- port** *port-id* **ethernet dampening**
- port** *port-id* **ethernet efm-oam events** [*local* | *remote*]
- port** *port-id* **exp-secondary-shaper** *shaper-name* **statistics**
- port** *port-id* **fwd-engine drop-reason** **statistics**
- port** *port-id* **hs-secondary-shaper** *shaper-name* **statistics**

```

port port-id monitor-threshold
port port-id hs-pool high-water-mark {[standard value] | [alternate value]}
port port-id phys-state-change-count
port port-id port-scheduler statistics
port port-id queue-group queue-group-name [instance instance-id] queue-depth [ queue queue-id]
  {ingress | egress} [ access | network]
port port-id queue-group queue-group-name [ instance instance-id] [access | network] { ingress |
  egress} statistics
port port-id vport [name] monitor-threshold
port port-id vport name statistics
  
```

Context

[\[Tree\]](#) (clear port)

Full Context

clear port

Description

This command clears port statistics for the specified ports.

Parameters

port-id

Specifies the physical port identifier.

Values *slot* [/*mda*[/*port*]] or *slot/mda/port* [*.channel*!]

bundle-id

Specifies the multilink bundle identifier.

Values

bundle-type-slot/mda. bundle-num

bundle keyword

type ima, fr, ppp

bundle-num 1 to 336

bpgrp-id

Specifies the bundle protection group identifier.

bpgrp-type-bpgrp-num

bgrp keyword

type ima, ppp

bpgrp-num 1 to 2000

aps-id

Specifies the APS group identifier.

aps-group-id[.*channel*]

aps keyword

group-id 1 to 64

statistics

Clears the statistics for the specified port.

atm

Specifies that ATM port statistics will be cleared.

cp

Clears Connection Profile statistics.

Values 1 to 8000

interface-connection

Clears interface-connection statistics.

ilmi

Clears ILMI information. This parameter is only applicable for ports/bundles that support ILMI.

pvc

Clears PVC statistics.

vpi

Specifies the ATM network virtual path identifier (VPI) for this PVC.

Values 0 to 4095 (NNI)
0 to 255 (UNI)

vci

Specifies the ATM network virtual channel identifier (VCI) for this PVC.

Values [1, 2, 5 to 65535] 1

pvp

Clears PVP statistics.

vpi

Specifies the ATM network virtual path identifier (VPI) for this PVP.

Values 0 to 4095 (NNI)
0 to 255 (UNI)

pvt

Clears PVT statistics.

vpi

Specifies the ATM network virtual path identifier (VPI) for this PVT.

Values [0 to 4095].[0 to 4095] (NNI)
[0 to 255].[0 to 255] (UNI)

slot

Specifies the slot number.

Values 1 to 10

mda

The MDA number.

Values 1, 2

Default All MDAs

port-connection

Clears port-connection statistics.

phys-state-change-count

Clears the counter that tracks physical port state transitions for ethernet ports ("Phys State Chng Cnt" in "show port" output, or tmnxPortPhysStateChangeCount in the TIMETRA-PORT-MIB).

port-scheduler

Clears the packet and octet counters for the port scheduler that is applied to the specified port.

queue-group-name

Clears the specified port queue group name. It uniquely identifies a port ingress queue group in the managed system, up to 32 characters.

instance-id

Specifies the specific instance of a queue group.

Values 1 to 65535

ingress

Clears ingress queue group information.

egress

Clears egress queue group information.

access

Clears access mode statistics for the queue group.

network

Clears network mode statistics for the queue group.

ethernet

Specifies that an Ethernet port will have the clear functions executed.

dampening

Clears the current accumulated penalties of the exponential port dampening feature for the port. The accumulated penalties can be cleared only with this command keyword.

efm-oam

Clears efm-oam statistics on the port.

events

Specifies an efm-oam event will be cleared.

local

Specifies that only local EFM OAM events will be cleared.

remote

Specifies that only remote (received from peer) events will be cleared. Local and remote is not specified.

Default Without specifying an option, both local and remote are cleared.

shaper-name

Clears information about the specified shaper name, up to 32 characters.

name

Clears information about the specified Vport name up to 32 characters.

standard value

Clears high water marks within specific standard port class pools using the standard parameters.

Values 1 to 6

alternate value

Clears high water marks within specific alternative port class pools using the alternative parameters.

Values 1 to 6

Platforms

All

Output

The following output is an example of port information.

Sample Output

```
A:SR12# clear port 3/1/1 atm
- atm

    cp          - Clear Connection Profile statistics
    ilmi        - Clear ILMI statistics
    interface-conn* - Clear interface-connection statistics
    pvc         - Clear PVC statistics
    pvp         - Clear PVP statistics
    pvt         - Clear PVT statistics

A:SR12# clear port 3/1/1 atm cp
- cp [<cp>] statistics
```

```
<cp> : [1..8000]
<statistics> :
```

port

Syntax

port *port-id*

Context

[\[Tree\]](#) (tools>dump port)

Full Context

tools dump port

Description

Commands in this context dump port information.

Parameters

port-id

Specifies the physical port ID.

<i>port-id</i>	<i>slot/mda/port</i>		
	bundle-id	bundle-type-slot/mda. <i>bundle-num</i>	
		bundle	keyword
		<i>type</i>	ima, fr, ppp
		<i>bundle-num</i>	1 to 336
	bpgrp-id	bpgrp-type- <i>bpgrp-num</i>	
		bpgrp	keyword
		<i>type</i>	ima, ppp
		<i>bpgrp-num</i>	1 to 2000
	aps-id	aps-group-id	
		aps	keyword
		<i>group-id</i>	1 to 128

Platforms

All

port

Syntax

```
port [sap sap-id | sdp sdp-id:vc-id] [group grp-ip-address] [detail] [family]
```

Context

[Tree] (show>service>id>pim-snooping port)

Full Context

```
show service id pim-snooping port
```

Description

This command displays PIM port information.

Parameters

sap-id

Displays the port information associated with the specified SAP

sdp-id:vc-id

Displays the port information associated with the specified SDP

grp-ip-address

Specifies the IP multicast group address for which this entry contains information

detail

Displays detailed port information

family

Displays either IPv4 or IPv6 information for the specified port

Values ipv4 or ipv6

Platforms

All

Output

The following output is an example of service PIM snooping information.

Sample Output

```
*A:PE# show service id 1 pim-snooping port
=====
PIM Snooping Ports ipv4
=====
Sap/Sdp Id                               Opr
-----
SAP:1/1/1                                 Up
SAP:1/1/2                                 Up
=====
*A:PE#
```

port

Syntax

port [*session-name*] [**sender** *ip-address*] [**detail**]

Context

[\[Tree\]](#) (tools>dump>router>gmpls port)

Full Context

tools dump router gmpls port

Description

This command dumps information about a port.

Parameters

session-name

The name of the session. 80 characters max; accepts * as a wildcard character.

sender ip-address

The IP address of the sender, in dotted decimal notation.

Values a.b.c.d

detail

Keyword to output information in greater detail.

Platforms

7750 SR, 7750 SR-a, 7750 SR-e, 7750 SR-s, 7950 XRS

Output

The following output is an example of port information.

Sample Output

```
*A:Dut-B-UNI-C>tools>dump>router>gmpls# port sender
sender <ip-address>
192.0.2.01 192.0.2.03 192.0.2.04 192.0.2.02

*A:Dut-B-UNI-C>tools>dump>router>gmpls# port sender 192.0.2.03
-----
LspPort "vrId: 1 Type: 0 Session: A1::5 Sender: 0.0.0.0"
  TunnelGrpId: 5 MemberId: 5 Mode:LoadSharing
  cfgFarEnd: 192.0.2.03 Flags: 0x0 NumUpdSent: 7 NumSrlgChng: 0
  PSB: vrId: 1 Session (To: 192.0.2.03 - 3 - 192.0.2.01), Sender (192.0.2.01 -
299)
  SRLG Collected :-
    SRLG 27
    SRLG List: Num 2 -->
      4      5
    SRLG 27
```



```

-----
LspPort "vrId: 1 Type: 0 Session: B1::1 Sender: 192.0.2.03"
  TunnelGrpId: 1 MemberId: 1 Mode:LoadSharing
  cfgFarEnd: 192.0.2.03 Flags: 0x0 NumUpdSent: 24 NumSrlgChng: 0
  PSB: vrId: 1 Session (To: 192.0.2.01 - 1 - 192.0.2.03), Sender (192.0.2.03 - 46)
-----
LspPort "vrId: 1 Type: 0 Session: B1::4 Sender: 192.0.2.02"
  TunnelGrpId: 4 MemberId: 4 Mode:LoadSharing
  cfgFarEnd: 192.0.2.02 Flags: 0x0 NumUpdSent: 20 NumSrlgChng: 0
  PSB: vrId: 1 Session (To: 192.0.2.01 - 3 - 192.0.2.02), Sender (192.0.2.02
- 286)
-----
LspPort "vrId: 1 Type: 0 Session: B1::6 Sender: 192.0.2.04"
  TunnelGrpId: 6 MemberId: 6 Mode:LoadSharing
  cfgFarEnd: 192.0.2.04 Flags: 0x0 NumUpdSent: 15 NumSrlgChng: 0
  PSB: vrId: 1 Session (To: 192.0.2.01 - 3 - 192.0.2.04), Sender (192.0.2.04
- 871)
-----
LspPort "vrId: 1 Type: 0 Session: C1::3 Sender: 0.0.0.0"
  TunnelGrpId: 3 MemberId: 1 Mode:LoadSharing
  cfgFarEnd: 192.0.2.04 Flags: 0x0 NumUpdSent: 12 NumSrlgChng: 3
  PSB: vrId: 1 Session (To: 192.0.2.04 - 2 - 192.0.2.01), Sender (192.0.2.01
- 297)
  SRLG Collected :-
    SRLG 27
    SRLG 5
    SRLG 27
-----
LspPort "vrId: 1 Type: 0 Session: D1::2 Sender: 0.0.0.0"
  TunnelGrpId: 2 MemberId: 2 Mode:LoadSharing
  cfgFarEnd: 192.0.2.02 Flags: 0x0 NumUpdSent: 10 NumSrlgChng: 0
  PSB: vrId: 1 Session (To: 192.0.2.02 - 1 - 192.0.2.01), Sender (192.0.2.01
- 296)
  SRLG Collected :-
    SRLG 27
    SRLG 4
    SRLG 27
-----
Total Port Count: 6

*A:Dut-B-UNI-C>tools>dump>router>gmpls# port sender 192.0.2.03
<session-name>
"A1::5" "B1::1" "B1::6" "B1::4" "C1::3" "D1::2"
detail

*A:Dut-B-UNI-C>tools>dump>router>gmpls# port sender 192.0.2.03 detail
-----
LspPort "vrId: 1 Type: 0 Session: A1::5 Sender: 0.0.0.0"
  TunnelGrpId: 5 MemberId: 5 Mode:LoadSharing
  cfgFarEnd: 192.0.2.03 Flags: 0x0 NumUpdSent: 7 NumSrlgChng: 0
  PSB: vrId: 1 Session (To: 192.0.2.03 - 3 - 192.0.2.01), Sender (192.0.2.01
- 299)
  SRLG Collected :-
    SRLG 27
    SRLG List: Num 2 -->
      4 5
    SRLG 27
-----

```

```

LspPort "vrId: 1 Type: 0 Session: B1::1 Sender: 192.0.2.03"
  TunnelGrpId: 1 MemberId: 1 Mode:LoadSharing
  cfgFarEnd: 192.0.2.03 Flags: 0x0 NumUpdSent: 24 NumSrlgChng: 0
  PSB: vrId: 1 Session (To: 192.0.2.01 - 1 - 192.0.2.03), Sender (192.0.2.03
- 46)
-----
LspPort "vrId: 1 Type: 0 Session: B1::4 Sender: 192.0.2.02"
  TunnelGrpId: 4 MemberId: 4 Mode:LoadSharing
  cfgFarEnd: 192.0.2.02 Flags: 0x0 NumUpdSent: 20 NumSrlgChng: 0
  PSB: vrId: 1 Session (To: 192.0.2.01 - 3 - 192.0.2.02), Sender (192.0.2.02
- 286)
-----
LspPort "vrId: 1 Type: 0 Session: B1::6 Sender: 192.0.2.04"
  TunnelGrpId: 6 MemberId: 6 Mode:LoadSharing
  cfgFarEnd: 192.0.2.04 Flags: 0x0 NumUpdSent: 15 NumSrlgChng: 0
  PSB: vrId: 1 Session (To: 192.0.2.01 - 3 - 192.0.2.04), Sender (192.0.2.04
- 871)
-----
LspPort "vrId: 1 Type: 0 Session: C1::3 Sender: 0.0.0.0"
  TunnelGrpId: 3 MemberId: 1 Mode:LoadSharing
  cfgFarEnd: 192.0.2.04 Flags: 0x0 NumUpdSent: 12 NumSrlgChng: 3
  PSB: vrId: 1 Session (To: 192.0.2.04 - 2 - 192.0.2.01), Sender (192.0.2.01
- 297)
  SRLG Collected :-
    SRLG 27
    SRLG 5
    SRLG 27
-----
LspPort "vrId: 1 Type: 0 Session: D1::2 Sender: 0.0.0.0"
  TunnelGrpId: 2 MemberId: 2 Mode:LoadSharing
  cfgFarEnd: 192.0.2.02 Flags: 0x0 NumUpdSent: 10 NumSrlgChng: 0
  PSB: vrId: 1 Session (To: 192.0.2.02 - 1 - 192.0.2.01), Sender (192.0.2.01
- 296)
  SRLG Collected :-
    SRLG 27
    SRLG 4
    SRLG 27
-----
Total Port Count: 6
  
```

port

Syntax

```

port port-id [{ingress | egress}] [{access | network}] queue-group queue-group-name [instance
instance-id] [{detail | root-detail | thresholds | priority-info | depth}] [arbiter {name | root}]
  
```

Context

[\[Tree\]](#) (show>qos>policer-hierarchy port)

Full Context

```
show qos policer-hierarchy port
```

Description

This command displays information about the policer hierarchy per port.

Parameters

port-id

Displays information about the specified port.

Values *slot/mda/port[.channel]*

ingress

Displays ingress port information.

egress

Displays egress port information.

access

Displays policer-hierarchy statistics applied on the specified access port.

network

Displays policer hierarchy statistics applied on the specified network port.

queue-group-name

Displays information about the specified queue group name, up to 32 characters.

instance-id

Displays information about the instance of the named queue group.

Values 1 to 65535

detail

Displays detailed information.

root-detail

Displays detailed information about the arbiter root.

thresholds

Displays the threshold, parenting, rate, and traffic information related to a policer.

priority-info

Displays the threshold information related to the root arbiter.

depth

Displays the bucket depth, parenting, rate, and traffic information related to a policer.

name

Displays information about the name of the QoS arbiter of this forwarding plane.

root

Displays information about the arbiter root.

Platforms

7450 ESS, 7750 SR, 7750 SR-e, 7750 SR-s, 7950 XRS, VSR

port

Syntax

```
port port-id queue-group queue-group-name [scheduler scheduler-name] [{ ingress | egress}] [{access
| network}] [instance instance-id] [detail]
port port-id vport name summary
port port-id [detail]
port port-id vport name [scheduler scheduler-name] [detail]
```

Context

[\[Tree\]](#) (show>qos>scheduler-hierarchy port)

Full Context

show qos scheduler-hierarchy port

Description

This command displays scheduler hierarchy information per port.

Parameters

port-id

Specifies the port ID.

<i>port-id</i>	<i>slot/mda/port [.channel]</i>		
	eth-sat-id	<i>esat-id/slot/port</i>	
		esat	keyword
		<i>id</i>	1 to 20
	pxc-id	<i>pxc-id.sub-port</i>	
		pxc	keyword
		<i>id</i>	1 to 64
		<i>sub-port</i>	a, b

detail

Displays detailed information.

queue-group-name

Displays information about the specified queue group on the port.

scheduler-name

Displays information about the specified scheduler policy on the port.

ingress

Specifies to display ingress queue group information.

egress

Specifies to display egress queue group information.

access

Displays scheduler-hierarchy statistics applied on an access port.

network

Displays scheduler-hierarchy statistics applied on a network port.

instance-id

Specifies the identification of a specific instance of the queue group.

vport name

Displays statistics for the named VPORT.

Platforms

All

Output

The following output is an example of port scheduler hierarchy information, and [Table 368: Show QoS Schedule-Hierarchy Port Output Fields](#) describes port scheduler hierarchy fields.

Sample Output

```
*A:Dut-R# show qos scheduler-hierarchy port 1/2/1 detail
=====
Scheduler Hierarchy - Port 1/2/1
=====
Port-scheduler-policy p1
  Port Bandwidth : 100000000   Max Rate : max
  Consumed : 0                 Offered : 0
[Within CIR Level 8]
  Rate : max
  Consumed : 0                 Offered : 0

[Within CIR Level 7]
  Rate : max
  Consumed : 0                 Offered : 0

[Within CIR Level 6]
  Rate : max
  Consumed : 0                 Offered : 0

  (Q) : 2->1/2/1:1->3
  Assigned : 768               Offered : 0
  Consumed : 0
  Weight : 0

[Within CIR Level 5]
  Rate : max
  Consumed : 0                 Offered : 0

[Within CIR Level 4]
  Rate : max
  Consumed : 0                 Offered : 0

[Within CIR Level 3]
  Rate : max
  Consumed : 0                 Offered : 0

[Within CIR Level 2]
```

```
Rate : max
Consumed : 0          Offered : 0

(S) voip(SAP 1/2/1:1)
Assigned : 0          Offered : 0
Consumed : 0
Weight   : 40

(S) all(SAP 1/2/1:1)
Assigned : 19000      Offered : 0
Consumed : 0
Weight   : 50

[Within CIR Level 1]
Rate : max
Consumed : 0          Offered : 0

[Within CIR Level 0]
Rate : 0
Consumed : 0          Offered : 0

[Above CIR Level 8]
Rate : max
Consumed : 0          Offered : 0

[Above CIR Level 7]
Rate : max
Consumed : 0          Offered : 0

[Above CIR Level 6]
Rate : max
Consumed : 0          Offered : 0

[Above CIR Level 5]
Rate : max
Consumed : 0          Offered : 0

[Above CIR Level 4]
Rate : max
Consumed : 0          Offered : 0

[Above CIR Level 3]
Rate : max
Consumed : 0          Offered : 0

[Above CIR Level 2]
Rate : max
Consumed : 0          Offered : 0

(S) voip(SAP 1/2/1:1)
Assigned : 10000000   Offered : 0
Consumed : 0
Weight   : 30

(S) all(SAP 1/2/1:1)
Assigned : 960000     Offered : 0
Consumed : 0
Weight   : 50

[Above CIR Level 1]
Rate : max
Consumed : 0          Offered : 0

(Q) : 2->1/2/1:1->3
```

```

Assigned : 786      Offered : 0
Consumed  : 0
Weight    : 1

=====
*A:Dut - R#

```

Table 368: Show QoS Schedule-Hierarchy Port Output Fields

Label	Description
S	Displays the scheduler name.
Q	Displays the queue ID and information.
Admin CIR/PIR:	Specifies the configured value of CIR/PIR.
Assigned CIR/PIR:	Specifies the on-the-wire PIR/CIR rate given to a member by that parent level.
Offered CIR/PIR:	Specifies the on-the-wire offered load on that member.
Consumed CIR/PIR:	Specifies the amount of scheduler bandwidth used by this member.

port

Syntax

```

port port-id queue-group queue-group-name [egress] [{access | network}] [instance instance-id] [
  detail]
port port-id vport name [detail]

```

Context

[\[Tree\]](#) (show>qos>agg-rate port)

Full Context

```
show qos agg-rate port
```

Description

This command displays the H-QoS aggregate rate limit per port or Vport.

Parameters

port-id

Specifies the port ID.

```

port-id      slot/mda/port [.channel]
               eth-sat-id      esat-id/slot/port

```

	esat	keyword
	id	1 to 20
pxc-id	pxc-id.sub-port	
	pxc	keyword
	id	1 to 64
	sub-port	a, b

queue-group *queue-group-name*

Displays information about the specified queue group on the port.

egress

Displays egress queue group information.

access

Displays H-QoS aggregate rate limit information on an access port.

network

Displays H-QoS aggregate rate limit information on a network port.

instance *instance-id*

Specifies the identification of a specific instance of the queue-group.

Values 1 to 65535

vport *name*

Displays H-QoS aggregate rate limit information for the specified Vport.

detail

Displays detailed information.

Platforms

All

Output

The following output is an example of QoS port aggregation rate output, and [Table 369: Show QoS Aggregation Rate Port Output Fields](#) describes the QoS port aggregation rate fields.

Sample Output

```
*A:PE# show qos agg-rate port 1/1/1 queue-group "qg1" instance 1 access egress
=====
Aggregate Rate Information - Queue Group Port 1/1/1
=====
-----
Egress Scheduler Policy :
Egress Queue-Group : qg1                               Instance-Id : 1
-----
Root (Egr)
| slot(1)
|   AdminRate      : 10000
|   OperRate       : 0
```



```
| Limit Unused Bandwidth : disabled
| OnTheWireRates : false
| LastMileOnTheWireRates : false
|
-----
=====
*A:PE#
```

Table 369: Show QoS Aggregation Rate Port Output Fields

Label	Description
Egress Scheduler Policy	Indicates the name of the egress scheduler policy.
Egress Queue-Group	Indicates the queue group name.
Instance-Id	Indicates the identifier of a specific instance of the queue group.
AdminRate	Displays the configured aggregate rate in the subscriber profile.
OperRate	Displays the actual downstream rate.
Limit Unused Bandwidth	Indicates whether the limit-unused-bandwidth command is enabled to protect against exceeding the aggregated bandwidth
OnTheWireRates	Indicates whether the displayed rates are on-the-wire rates.
LastMileOnTheWireRates	Indicates whether the displayed rates are on-the-wire rates for the last mile only.

port

Syntax

port *port-id* [**detail**]

Context

[\[Tree\]](#) (show>system>ptp port)

Full Context

show system ptp port

Description

This command displays port information.

Parameters

port-id

Specifies the port ID.

Values slot/mda/port

detail

Displays detailed information.

Platforms

7450 ESS, 7750 SR, 7750 SR-a, 7750 SR-e, 7750 SR-s, 7950 XRS

Output

The following output is an example of PTP port information.

Sample Output

```
# show system ptp port
=====
IEEE 1588/PTP Ethernet Port Summary Information
=====
Port          PTP Adm/Opr  PTP State   Neighbors  Tx Rate    Rx Rate
-----
10/2/16      up/up        passive     5           12312      4400
1/1/1        up/up        slave       1           12312      4400
1/1/2        up/up        master      61          12312      4400
1/1/3        up/down     disabled    0            0           0
1/1/4        up/up        listening   0            0           0
-----
No. of PTP Ports : 5                               Total 99999 999999
```

```
# show system ptp port 1/1/4 detail
=====
IEEE 1588/PTP Ethernet Port Information
=====
Port          : 1/1/4
Local MAC Addr : 02:43:BA:01:00:03 Multicast MAC Addr : 01:1b:19:00:00:00
PTP Admin State : up PTP Oper State : up
PTP Port Number : 3 PTP Port State : listening
Tx Sync/Delay Rate : 64 pkt/s Tx Anno Rate : 1 pkt/2 s
Neighbor Clocks : 1 Timestamp Point : port
=====
IEEE 1588/PTP Ethernet Port Neighbor Clocks
Port          MAC Address      Clock Id          Rx Rate          Notes
-----
1/1/4         d0:1a:01:01:00:04 ce42ffffffe000000 24                unusable
-----
No. of Neighbor Clocks: 1
=====
IEEE 1588/PTP Packet Statistics
=====
Input          Output
-----
PTP Packets    253           11
Announce       243           1
Sync           0             0
Follow Up      0             0
Delay Request  0             0
Delay Response 0             0
Signaling      10            10
```

Other	0	0
Discards	0	0
Bad PTP domain	0	0
Alternate Master	0	0
Out Of Sequence	0	0
Packet Timing Signal Fail - Unusable	2848	0
Other	0	0

```
# show system ptp peer 10.1.1.2 router 5 detail
=====
IEEE 1588/PTP Peer Information
=====
Router Instance   : 5
IP Address        : 10.1.1.2          Announce Direction : rx+tx
Admin State       : up                G.8265.1 Priority   : n/a
Sync Interval     : 64 pkt/s
Local PTP Port    : 2                PTP Port State     : passive
Clock Id          : ac5dfffffe000000 Remote PTP Port     : 2
GM Clock Id       : ac5cfffffe000000 GM Clock Class      : 13
GM Clock Accuracy : 0xfe (unknown)   GM Clock Variance   : ffff (not computed)
GM Clock Priority1 : 128              GM Clock Priority2  : 128
Steps Removed     : 1                Parent Clock        : no
Tx Timestamp Point : port            Rx Timestamp Point  : port
Last Tx Port      : 1/1/2            Last Rx Port        : 1/1/2
Asym Factor Tx    : 456 ns           Asym Factor Rx      : 456 ns
=====
```

port

Syntax

port *port-id* **neighbor** *ieee-address* **ptsf-unusable** **statistics**

Context

[\[Tree\]](#) (clear>system>ptp port)

Full Context

clear system ptp port

Description

This command clears PTP port information.

Parameters

port-id

Clears the specified port ID.

Values *slot/mda/port*

ieee-address

Specifies the MAC address.

Values xx:xx:xx:xx:xx:xx or xx-xx-xx-xx-xx-xx

ptsf-unusable

Keyword used to clear the PTSF-unusable condition associated with a neighbor port.

statistics

Keyword used to clear statistics information of the specified port ID.

Platforms

7450 ESS, 7750 SR, 7750 SR-a, 7750 SR-e, 7750 SR-s, 7950 XRS

port

Syntax

port *port-id* [*port-id*] [**interval** *seconds*] [**repeat** *repeat*] [**absolute** | **rate**] [**multiclass**]
port all-ethernet-rates [*interval seconds*] [**repeat** *repeat*]

Context

[[Tree](#)] (monitor port)

Full Context

monitor port

Description

This command enables port traffic monitoring. The specified port(s) statistical information displays at the configured interval until the configured count is reached.

The first screen displays the current statistics related to the specified port(s). The subsequent statistical information listed for each interval is displayed as a delta to the previous display.

When the **rate** is specified, the "rate per second" for each statistic is displayed instead of the delta.

Monitor commands are similar to **show** commands but only statistical information displays. Monitor commands display the selected statistics according to the configured number of times at the interval specified.

Parameters

port-id

Specify up to 5 port IDs. Port-IDs are only MLPPP bundles or bundle protection groups when the multiclass is specified.

<i>port-id</i>	<i>slot/mda/port</i> [<i>.channel</i>]		
	eth-sat-id	<i>esat-id/slot/port</i>	
		esat	keyword
		<i>id</i>	1 to 20

pxc-id	<i>pxc-id.sub-port</i>	
	<i>pxc</i>	keyword
	<i>id</i>	1 to 64
	<i>sub-port</i>	a, b
aps-id	<i>aps-group-id[.channel]</i>	
	<i>aps</i>	keyword
	<i>group-id</i>	1 to 64
bundle ID	<i>bundle-type-slot/mda.bundle-num</i>	
	<i>bundle</i>	keyword
	<i>type</i>	ima, ppp
	<i>bundle-num</i>	1 to 128
	<i>bpgrp-type-bpgrp-num</i>	

seconds

Configures the interval for each display in seconds.

Values 3 to 60

Default 10 seconds

repeat

Configures how many times the command is repeated.

Values 1 to 999

Default 10

absolute

When the **absolute** is specified, the raw statistics are displayed, without processing. No calculations are performed on the delta or rate statistics.

rate

When the **rate** is specified, the rate-per-second for each statistic is displayed instead of the delta.

all-ethernet-rates

Enables port traffic monitoring and utilization output for all data Ethernet ports enabled in the system, in a table output format.

Platforms

All

Output

The following outputs are examples of port information.

Sample Output

```
A:ALA-12>monitor# port 2/1/4 interval 3 repeat 3 absolute
=====
Monitor statistics for Port 2/1/4
=====

```

	Input	Output

At time t = 0 sec (Base Statistics)		
Octets	0	0
Packets	39	175
Errors	0	0

At time t = 3 sec (Mode: Absolute)		
Octets	0	0
Packets	39	175
Errors	0	0

At time t = 6 sec (Mode: Absolute)		
Octets	0	0
Packets	39	175
Errors	0	0

At time t = 9 sec (Mode: Absolute)		
Octets	0	0
Packets	39	175
Errors	0	0
=====		

```
A:ALA-12>monitor#
A:ALA-12>monitor# port 2/1/4 interval 3 repeat 3 rate
=====
Monitor statistics for Port 2/1/4
=====

```

	Input	Output

At time t = 0 sec (Base Statistics)		
Octets	0	0
Packets	39	175
Errors	0	0

At time t = 3 sec (Mode: Rate)		
Octets	0	0
Packets	0	0
Errors	0	0
Bits	0	0
Utilization (% of port capacity)	0.00	0.00

At time t = 6 sec (Mode: Rate)		
Octets	0	0
Packets	0	0
Errors	0	0
Bits	0	0

```

Utilization (% of port capacity)          0.00          0.00
-----
At time t = 9 sec (Mode: Rate)
-----
Octets          0          0
Packets         0          0
Errors          0          0
Bits            0          0
Utilization (% of port capacity)        0.00          0.00
=====
A:ALA-12>monitor#

=====
*A:Cpm-A> monitor port bundle-fr-1/1.1
=====
Monitor statistics for Port bundle-fr-1/1.1
=====
                                     Input          Output
-----
At time t = 0 sec (Base Statistics)
-----
Octets          0          0
Packets         0          0
Errors          0          0
  
```

The following output is an example of port Ethernet information.

Sample Output

```

A:ALA-12>monitor# port all-ethernet-rates interval 3 repeat 100
=====
Monitor statistics for all Ethernet Port Rates
=====
Port-Id      D          Bits  Packets  Errors  Util
-----
At time t = 0 sec (Base Statistics)
-----
5/1/1        I          0     0       0       0.00
              0          0     0       0       0.00
5/2/1        I          0     0       0       0.00
              0          0     0       0       0.00
-----
At time t = 3 sec (Mode: Rate)
-----
5/1/1        I          0     0       0       0.00
              0          0     0       0       0.00
5/2/1        I          0     0       0       0.00
              0          0     0       0       0.00
-----
At time t = 6 sec (Mode: Rate)
-----
5/1/1        I          0     0       0       0.00
              0          0     0       0       0.00
5/2/1        I          0     0       0       0.00
              0          0     0       0       0.00
-----
At time t = 9 sec (Mode: Rate)
  
```

```
-----
5/1/1      I      4286480384  697669      0      43.98
           I      4286382080  697653      0      43.98

5/2/1      I      4254070784  692394      0      43.64
           I      4253952000  692375      0      43.64
-----
At time t = 12 sec (Mode: Rate)
-----
5/1/1      I      9746288640  1586K      0      99.99
           I      9746216960  1586K      0      99.99

5/2/1      I      9746280448  1586K      0      99.99
           I      9746167808  1586K      0      99.99
=====
A:ALA-12>monitor#
```

port

Syntax

port *port-id* [*port-id*] **atm** [**aal-5** | **cp** *cp-id* | **ilmi** | **interface-connection** | **pvc** *vpi/vci* [**aal-5** | **oam**] | **pvp** *vpi* [**aal-5** | **oam** | **pvt** *vpi1.vpi2*] [**interval seconds**] [**repeat repeat**] [**absolute** | **rate**]

port *port-id* [*port-id*] **hw-agg-shaper-sched** [**interval seconds**] [**repeat repeat**] [**absolute** | **rate**]

port *port-id* [*port-id*] **hw-agg-shaper-sched** [**interval seconds**] [**repeat repeat**] **monitor-threshold**

port *port-id* [*port-id*] [**interval seconds**] [**repeat repeat**] [**absolute** | **rate**] [**multiclass**]

port *port-id* [*port-id*] **port-scheduler** [**interval seconds**] [**repeat repeat**] [**absolute** | **rate**]

Context

[Tree] (monitor port)

Full Context

monitor port

Description

This command enables port traffic monitoring. Various keywords can be used to monitor specific attributes of the ATM port. The specified port(s) statistical information displays at the configured interval until the configured count is reached.

The first screen displays the current statistics related to the specified port(s). The subsequent statistical information listed for each interval is displayed as a delta to the previous display.

When the **rate** is specified, the "rate per second" for each statistic is displayed instead of the delta.

Monitor commands are similar to **show** commands but only statistical information displays. Monitor commands display the selected statistics according to the configured number of times at the interval specified.

Parameters

port-id

Specifies up to five port IDs. Port-IDs are only be MLPPP bundles or bundle protection groups when the multiclass is specified.

<i>port-id</i>	<i>slot/mda/port [.channel]</i>		
	<i>bundle-id</i>	<i>bundle-type-slot/mda.bundle-num</i>	
		<i>bundle</i>	keyword
		<i>type</i>	ima, fr, ppp
		<i>bundle-num</i>	1 to 336
	<i>bgrp-id</i>	<i>bpgrp-type-bpgrp-num</i>	
		<i>bgrp</i>	keyword
		<i>type</i>	ima, ppp
		<i>bgrp-num</i>	1 to 2000
	<i>aps-id</i>	<i>aps-group-id [.channel]</i>	
		<i>aps</i>	keyword
		<i>group-id</i>	1 to 64

seconds

Configures the interval for each display in seconds.

Values 3 to 60

Default 10 seconds

repeat

Configures how many times the command is repeated.

Values 1 to 999

Default 10

absolute

Displays raw statistics without processing. No calculations are performed on the delta or rate statistics.

rate

Displays the rate-per-second for each statistic, instead of the delta.

monitor-threshold

Displays the exceed count for the port-scheduler under Vport (if specified) or for a physical port.

multiclass

Monitors multiclass statistics.

port-scheduler

Monitors the packet and octet counters for traffic exiting the specified port for the applicable applied port scheduler policy.

atm

Monitors ATM statistics.

aal-5

Monitors the AAL-5 statistics for the port.

cp-id

Monitors ATM connection profile statistics.

Values 1 to 8000

ilmi

Monitors ATM ILMI statistics.

interface-connection

Monitors ATM interface connection statistics.

pvc vpi/vci

Monitors ATM PVC statistics.

Values vpi -[0 to 4095] (NNI)
 [0 to 255] (UNI)
 vci - [1| 2| 5 to 65535]

pvp vpi

Monitors ATM PVP statistics

Values vpi [0 to 4095] (NNI) [0 to 255] (UNI)

pvt vpi1.vpi2

Monitors ATM PVT statistics.

Values [0 to 4095].[0 to 4095] (NNI)[0 to 255].[0 to 255] (UNI)

oam

Monitors ATM PVC/PVP OAM statistics.

Platforms

All

Output

The following output is an example of port ATM information.

Sample Output

```
A:ALA-49# monitor port 9/1/1 atm interval 3 repeat 2 absolute
=====
Monitor ATM statistics for Port 9/1/1
=====
Input                               Output
-----
```

```

At time t = 0 sec (Base Statistics)
-----
Octets                0                0
Cells                 0                0
Unknown VPI/VCI Cells 0
-----
At time t = 3 sec (Mode: Absolute)
-----
Octets                0                0
Cells                 0                0
Unknown VPI/VCI Cells 0
-----
At time t = 6 sec (Mode: Absolute)
-----
Octets                0                0
Cells                 0                0
Unknown VPI/VCI Cells 0
=====
A:ALA-49#
  
```

```

*A:PE1# monitor port 5/1/5 port-scheduler interval 11 repeat 1
=====
Monitor Port Scheduler statistics for Port 5/1/5
=====
                                Forwarded           Dropped
-----
At time t = 0 sec (Base Statistics)
-----
Total
Octets                2177303552        2687166080
Packets               17010184          20993485
Level 1
Octets                1306180608        1936799360
Packets               10204536          15131245
Level 2
Octets                871122944          750366720
Packets               6805648           5862240
Level 3
Octets                0                 0
Packets               0                 0
Level 4
Octets                0                 0
Packets               0                 0
Level 5
Octets                0                 0
Packets               0                 0
Level 6
Octets                0                 0
Packets               0                 0
Level 7
Octets                0                 0
Packets               0                 0
Level 8
Octets                0                 0
Packets               0                 0
-----
At time t = 11 sec (Mode: Delta)
-----
Total
Octets                29900288          36902528
Packets               233596            288301
Level 1
  
```

```

Octets          17937408          26597632
Packets         140136           207794
Level 2
Octets          11962880          10304896
Packets         93460            80507
Level 3
Octets          0                0
Packets         0                0
Level 4
Octets          0                0
Packets         0                0
Level 5
Octets          0                0
Packets         0                0
Level 6
Octets          0                0
Packets         0                0
Level 7
Octets          0                0
Packets         0                0
Level 8
Octets          0                0
Packets         0                0
=====
*A:PE1#
*A:PE1# monitor port 5/1/5 vport "dslam-3" interval 11 repeat 1 rate
=====
Monitor Port Scheduler statistics for Port 5/1/5
=====
                                Forwarded          Dropped
-----
At time t = 0 sec (Base Statistics)
-----
Total
Octets          2207203840          2724068608
Packets         17243780           21281786
Level 1
Octets          1324118016          1963396992
Packets         10344672           15339039
Level 2
Octets          883085824           760671616
Packets         6899108            5942747
Level 3
Octets          0                0
Packets         0                0
Level 4
Octets          0                0
Packets         0                0
Level 5
Octets          0                0
Packets         0                0
Level 6
Octets          0                0
Packets         0                0
Level 7
Octets          0                0
Packets         0                0
Level 8
Octets          0                0
Packets         0                0
-----
At time t = 11 sec (Mode: Rate)
-----

```

Total		
Octets	3909578	4825079
Packets	30544	37696
Bits	31276624	38600632
Utilization (% of port capacity)	0.36	0.44
Level 1		
Octets	2345386	3477723
Packets	18323	27170
Bits	18763088	27821784
Utilization (% of port capacity)	0.21	0.32
Level 2		
Octets	1564192	1347356
Packets	12220	10526
Bits	12513536	10778848
Utilization (% of port capacity)	0.14	0.12
Level 3		
Octets	0	0
Packets	0	0
Bits	0	0
Utilization (% of port capacity)	0.00	0.00
Level 4		
Octets	0	0
Packets	0	0
Bits	0	0
Utilization (% of port capacity)	0.00	0.00
Level 5		
Octets	0	0
Packets	0	0
Bits	0	0
Utilization (% of port capacity)	0.00	0.00
Level 6		
Octets	0	0
Packets	0	0
Bits	0	0
Utilization (% of port capacity)	0.00	0.00
Level 7		
Octets	0	0
Packets	0	0
Bits	0	0
Utilization (% of port capacity)	0.00	0.00
Level 8		
Octets	0	0
Packets	0	0
Bits	0	0
Utilization (% of port capacity)	0.00	0.00

port

Syntax

port *port-id* **egress** *network* **queue-group** *queue-group-name* **instance** *instance-id* [**interval** *seconds*]
 [**repeat** *repeat*] [**absolute** | **rate**] [**arbiter** [**root** | *name*]]

Context

[Tree] (monitor>qos>arbiter-stats port)

Full Context

monitor qos arbiter-stats port

Description

This command monitors arbiter statistics in an egress port queue group.

Parameters

port *port-id*

<i>port-id</i>	<i>slot/mda/port [.channel]</i>		
	<i>eth-sat-id</i>	<i>esat-id/slot/port</i>	
		<i>esat</i>	keyword
		<i>id</i>	1 to 20
	<i>pxc-id</i>	<i>pxc-id.sub-port</i>	
		<i>pxc</i>	keyword
		<i>id</i>	1 to 64
		<i>sub-port</i>	a, b

Values slot/mda/port

egress network

Specifies statistics are for an egress network queue group.

queue-group *queue-group-name*

Specifies the name of the queue group up to 32 characters.

instance *instance-id*

Specifies the identification of a specific instance of the queue-group.

Values 1 to 65535

interval *seconds*

Configures the interval for each display in seconds.

Default 11 seconds

Values 11 to 60

repeat *repeat*

Configures how many times the command is repeated.

Default 10

Values 1 to 999

absolute

When the **absolute** keyword is specified, the raw statistics are displayed, without processing. No calculations are performed on the delta or rate statistics.

rate

When the **rate** keyword is specified, the rate-per-second for each statistic is displayed.

arbiter name

Specify the name of the policer control policy arbiter.

Values An existing arbiter-name in the form of a string up to 32 characters, composed of printable, 7-bit ASCII characters. If the string contains special characters (#, \$, spaces, etc.), the entire string must be enclosed within double quotes.

root

Specify the root arbiter.

Platforms

7450 ESS, 7750 SR, 7750 SR-e, 7750 SR-s, 7950 XRS, VSR

port

Syntax

port *port-id* **queue-group** *queue-group-name* [**ingress** | **egress**] [interval *seconds*] [repeat *repeat*] [**absolute** | **rate**] [access | **network**] [instance *instance-id*]
port *port-id* **vport** *name* [interval *seconds*] [repeat *repeat*] [**absolute** | **rate**]

Context

[\[Tree\]](#) (monitor>qos>scheduler-stats port)

Full Context

monitor qos scheduler-stats port

Description

This command enables port traffic monitoring.

Parameters

port *port-id*

Specifies the port ID.

Values

slot/mda/port [.channel]

eth-sat-id *esat-id/slot/port*

esat

keyword

id

1 to 20

pxc-id	<i>pxc-id.sub-port</i>	
	pxc	keyword
	<i>id</i>	1 to 64
	<i>sub-port</i>	a, b

queue-group *queue-group-name*

Specifies the name of the queue group up to 32 characters.

instance *instance-id*

Specifies the identification of a specific instance of the queue-group.

Values 1 to 65535

ingress

Specifies statistics are for an ingress queue group.

egress

Specifies statistics are for an egress queue group.

interval *seconds*

Configures the interval for each display in seconds.

Default 11 seconds

Values 11 to 60

repeat *repeat*

Configures how many times the command is repeated.

Default 10

Values 1 to 999

absolute

When the **absolute** keyword is specified, the raw statistics are displayed, without processing. No calculations are performed on the delta or rate statistics.

rate

When the **rate** keyword is specified, the rate-per-second for each statistic is displayed.

access

Displays scheduler statistics applied on an access port.

network

Displays scheduler statistics applied on a network port.

Platforms

All

port

Syntax

port *port-id* **exp-secondary-shaper** *shaper-name* [**interval** *seconds*] [**repeat** *repeat*] [**absolute** | **rate**]

port *port-id* **vport** *name* [**interval** *seconds*] [**repeat** *repeat*]

Context

[\[Tree\]](#) (monitor>qos port)

Full Context

monitor qos port

Description

This command monitors expanded secondary shaper statistics.

Parameters

port-id

Specifies the port ID.

Values *slot/mda/port*
esat-id/slot/port
pxc-id.sub-port

shaper-name

Displays statistics for the named exp secondary shaper.

seconds

Configures the interval for each display in seconds.

Values 11 to 60

Default 11 seconds

repeat

Configures how many times the command is repeated.

Values 1 to 999

Default 10

absolute

Displays raw statistics, without processing. No calculations are performed on the delta or rate statistics.

rate

Displays rate-per-second for each statistic.

vport *name*

Displays statistics for the named Vport.

Platforms

All

port

Syntax

port *port-id* **queue-group** *queue-group-name* [**egress**] [**network**] [**instance** *instance-id*] [**arbiter** {*name* | *root*}]

Context

[\[Tree\]](#) (clear>qos>arbiter-stats port)

Full Context

clear qos arbiter-stats port

Description

This command clears the arbiter statistics per port.

Parameters

port-id

Specifies the port ID.

Values

slot/mda/port [*.channel*]

pxc-id *pxc-id.sub-port*

pxc

keyword

id

1 to 64

sub-port

a, b

queue-group-name

Specifies the queue group name, up to 32 characters.

network

Clears the egress network queue group statistics.

instance-id

Specifies the ID of a specific instance for the queue group.

Values 1 to 65535

name

Specifies the arbiter name, up to 32 characters.

root

Specifies the arbiter root, up to 32 characters.

Platforms

7450 ESS, 7750 SR, 7750 SR-e, 7750 SR-s, 7950 XRS, VSR

port

Syntax

port *port-id* **queue-group** *queue-group-name* [**ingress** | **egress**] [**access** | **network**] [**instance** *instance-id*] [**scheduler** *scheduler-name*]

port *port-id* **vport** *name* [**scheduler** *scheduler-name*]

Context

[\[Tree\]](#) (clear>qos>scheduler-stats port)

Full Context

clear qos scheduler-stats port

Description

This command clears the scheduler statistics per port.

Parameters

port-id

Specifies the ID of a specific instance for the queue group.

Values *slot/mda/port [.channel]*

queue-group-name

Specifies the queue group name, up to 32 characters.

ingress

Clears statistics for the ingress queue group.

egress

Clears statistics for the egress queue group.

access

Clears scheduler statistics applied on an access port.

network

Clears scheduler statistics applied on a network port.

instance-id

Specifies the ID of a specific instance for the queue group.

Values 1 to 65535

name

Specifies the Vport name, up to 32 characters.

scheduler-name

Specifies the scheduler name, up to 32 characters.

Platforms

All

port

Syntax

port *port-id* **egress** [**network**] [**queue-group** *queue-group-name*] [**instance** *instance-id*] [**arbiter** *name* | *root*]

Context

[\[Tree\]](#) (show>qos>arbiter-stats port)

Full Context

show qos arbiter-stats port

Description

This command displays the arbiter statistics per port.

Parameters

port-id

Displays information about the specified port.

Values *slot/mda/port* [*.channel*]

network

Displays arbiter statistics applied on a network port.

queue-group-name

Specifies the queue group name, up to 32 characters.

name

Specifies the arbiter name, up to 32 characters.

root

Specifies the arbiter root, up to 32 characters.

Platforms

7450 ESS, 7750 SR, 7750 SR-e, 7750 SR-s, 7950 XRS, VSR

port

Syntax

port *port-id* **network egress queue-group** *group-name* **instance** *instance-id* [**detail**]

Context

[\[Tree\]](#) (show>qos>policer port)

Full Context

show qos policer port

Description

This command displays the policer statistics per port.

Parameters

port-id

Displays information about the specified port.

Values *slot/mda/port*

group-name

Specifies the queue group name, up to 32 characters.

Platforms

7450 ESS, 7750 SR, 7750 SR-e, 7750 SR-s, 7950 XRS, VSR

port

Syntax

port *port-id* **vport** *name* [**scheduler** *scheduler-name*]

Context

[\[Tree\]](#) (show>qos>scheduler-stats port)

Full Context

show qos scheduler-stats port

Description

This command displays the Vport scheduler stats.

Parameters

port-id

Displays information for the specified port.

name

Displays information for the specified Vport.

scheduler-name

Displays information for the specified scheduler-name.

Platforms

All

Output

The following is an example of Vport scheduler information.

Sample Output

```
*A:BNG# show qos scheduler-stats port 1/1/1 vport "dslam1" scheduler "dslam-sched"
=====
Scheduler Stats
=====
Scheduler                               Forwarded Packets      Forwarded Octets
-----
Egress Schedulers
dslam-sched                             0                      0
=====
*A:BNG#
```

[Table 370: Vport Scheduler Statistics Field Descriptions](#) describes Vport scheduler statistics output fields.

Table 370: Vport Scheduler Statistics Field Descriptions

Field	Description
Scheduler	The scheduler name
Forwarded Packets	The number of forwarded packets, as determined by the subscriber ingress scheduler policy
Forwarded Octets	The number of forwarded octets, as determined by the subscriber ingress scheduler policy

19.64 port-connection

port-connection

Syntax

port-connection [detail]

Context

[\[Tree\]](#) (show>ml-bundle>ima>atm port-connection)

Full Context

show multilink-bundle ima atm port-connection

Description

This command displays port connection information.

Parameters

detail

Displays detailed information.

Platforms

7450 ESS, 7750 SR-7/12/12e

Output

The following output is an example of port connection information, and [Table 371: Output Fields: show multilink-bundle <bundle-id> ima atm port-connection](#) describes the output fields.

Sample Output: show multilink-bundle <bundle-id> ima atm port-connection

```
A:NS052651098# show multilink-bundle bundle-ima-1/1.1 ima atm port-connection
=====
ATM Port Connection
=====
Port Id           : bundle-ima-1/1.1
Admin State      : up                Oper state       : up
Owner            : SAP
Endpoint Type    : Port                Cast Type        : P2P
Ing. Td Idx      : 2                  Egr. Td Idx     : 2
Last Changed     : 01/16/2007 14:24:00
=====
A:NS052651098#
```

Table 371: Output Fields: show multilink-bundle <bundle-id> ima atm port-connection

Label	Description
Port ID	Displays the port ID for this bundle.
Admin State	ima — Indicates that the bundle is of type IMA group. Down — The bundle is administratively down.
Oper State	Up — The bundle is operationally up. Down—The bundle is operationally down.
Owner	Identifies the system entity that owns a specific ATM connection.
Endpoint Type	Displays the endpoint type.
Cast Type	Indicates the connection topology type.

Label	Description
Ingr. Td Idx	Specifies the ATM traffic descriptor profile that applies to the receive direction of the interface connection.
Egr. Td Idx	Specifies the ATM traffic descriptor profile that applies to the transmit direction of the interface connection.
Last Changed	Indicates the date and time when the interface connection entered its current operational state.

19.65 port-db

port-db

Syntax

port-db sap *sap-id*

port-db sap *sap-id* **detail**

port-db sap *sap-id* **group** *grp-ipv6-address*

port-db sdp *sdp-id:vc-id* [**detail**]

port-db sdp *sdp-id:vc-id* **group** *grp-ipv6-address*

Context

[\[Tree\]](#) (show>service>id>mld-snooping port-db)

Full Context

show service id mld-snooping port-db

Description

This command displays MLD snooping information related to a specific SAP.

Platforms

All

Output

The following output is an example of MLD snooping information for a specific SAP.

Sample Output

```
*A:rbae_C# show service id 1 mld-snooping port-db sap 1/1/4
=====
MLD Snooping SAP 1/1/4 Port-DB for service 1
=====
Group Address          Mode   Type   From-VPLS  Up Time      Expires  Num   MC
```



```

-----
                                         Src   Stdbby
-----
FF04::1
      include dynamic local      0d 00:00:19   0s      1
FF04::2
      include dynamic local      0d 00:00:18   0s      1
-----
Number of groups: 2
=====
*A:rbae_C#
*A:rbae_C# show service id 1 mld-snooping port-db sap 1/1/4 detail
=====
MLD Snooping SAP 1/1/4 Port-DB for service 1
-----
MLD Group FF04::1
-----
Mode           : include           Type           : dynamic
Up Time        : 0d 00:00:33      Expires        : 0s
Compat Mode    : MLD Version 2
VI Host Expires : 0s
MVR From-VPLS  : local           MVR To-SAP     : local
MC Standby     : no
-----
Source Address
-----
      Up Time      Expires  Type      Fwd/Blk
-----
2011::1
      0d 00:00:33  20s      dynamic  Fwd
-----
MLD Group FF04::2
-----
Mode           : include           Type           : dynamic
Up Time        : 0d 00:00:32      Expires        : 0s
Compat Mode    : MLD Version 2
VI Host Expires : 0s
MVR From-VPLS  : local           MVR To-SAP     : local
MC Standby     : no
-----
Source Address
-----
      Up Time      Expires  Type      Fwd/Blk
-----
2011::1
      0d 00:00:33  20s      dynamic  Fwd
-----
Number of groups: 2
=====
*A:rbae_C#
  
```

port-db

Syntax

- port-db sap** *sap-id* [**detail**]
- port-db sap** *sap-id* **group** *grp-address*
- port-db sdp** *sdp-id:vc-id* [**detail**]
- port-db sdp** *sdp-id:vc-id* **group** *grp-ip-address*
- vxlan vtep** *ip-address* **vni** *vni-id*

Context

[Tree] (show>service>id>igmp-snooping port-db)

Full Context

```
show service id igmp-snooping port-db
```

Description

This command displays information on the IGMP snooping port database for the VPLS service.

Parameters

grp-ip-address

Displays the IGMP snooping port database for a specific multicast group address

sap-id

Displays the IGMP snooping port database for a specific SAP

sdp-id

Displays only IGMP snooping entries associated with the specified mesh SDP or spoke-SDP. For a spoke-SDP, the VC ID must be specified, for a mesh SDP, the VC ID is optional.

Values 1 to 17407

vc-id

The virtual circuit ID on the SDP ID for which to display information

Default For mesh SDPs only, all VC IDs

Values 1 to 4294967295

grp-address

Displays IGMP snooping statistics matching the specified group address.

ip-address

Displays IGMP snooping statistics matching one particular source within the multicast group.

vxlan vtep ip-address vni <1..16777215>

Displays the IGMP snooping entries associated with a specific VXLAN binding, given by the VXLAN Termination Endpoint (VTEP) and VXLAN Network Identifier (VNI).

vni

The VXLAN Network Identifier (VNI) for which to display information.

Values 1 to 16777215

Platforms

All

Output

Sample Output

```
*A:ALA-1>show>service>id>snooping# port-db sap 1/1/2
=====
IGMP Snooping SAP 1/1/2 Port-DB for service 10
=====
Group Address      Mode      Type      Up Time      Expires      Num Sources
-----
239.0.0.1         include   dynamic   0d 00:04:44  0s           2
Group Address      Mode      Type      From-VPLS    Up Time      Expires      Num Src
-----
239.0.0.1         include   dynamic   Local        0d 00:04:44  0s           2
-----
Number of groups: 1
=====
*A:ALA-1>show>service>id>snooping#

*A:ALA-1>show>service>id>snooping# port-db sap 1/1/2 detail
=====
IGMP Snooping SAP 1/1/2 Port-DB for service 10
=====
IGMP Group 239.0.0.1
-----
Mode               : include                Type                : dynamic
Up Time            : 0d 00:04:57            Expires              : 0s
Compat Mode        : IGMP Version 3
V1 Host Expires    : 0s                    V2 Host Expires     : 0s
-----
Source Address     Up Time      Expires         Type           Fwd/Blk
-----
1.1.1.1           0d 00:04:57  20s            dynamic        Fwd
1.1.1.2           0d 00:04:57  20s            dynamic        Fwd
-----
Number of groups: 1
=====
*A:ALA-1>show>service>id>snooping#
```

Table 372: IGMP Snooping Port Database Fields describes the show output fields.

Table 372: IGMP Snooping Port Database Fields

Label	Description
Group Address	The IP multicast group address for which this entry contains information.
Mode	Specifies the type of membership reports received on the interface for the group. In the include mode, reception of packets sent to the specified multicast address is requested only from those IP source addresses listed in the source-list parameter of the IGMP membership report. In the exclude mode, reception of packets sent to the specified multicast address is requested from all IP source addresses except those listed in the source-list parameter.
Type	Indicates how this group entry was learned.

Label	Description
	<p>If this group entry was learned by IGMP, the value is set to dynamic.</p> <p>For statically configured groups, the value is set to static.</p>
Compatibility mode	<p>Specifies the IGMP mode. This is used for routers to be compatible with older-version routers. IGMPv3 hosts must operate in Version 1 and Version 2 compatibility modes. IGMPv3 hosts must keep state per local interface regarding the compatibility mode of each attached network. A host's compatibility mode is determined from the host compatibility mode variable which can be in one of three states: IGMPv1, IGMPv2 or IGMPv3. This variable is kept per interface and is dependent on the version of general queries heard on that interface as well as the older-version querier present timers for the interface.</p>
V1 host expires	<p>The time remaining until the local router will assume that there are no longer any IGMP Version 1 members on the IP subnet attached to this interface. Upon hearing any IGMPv1 membership report, this value is reset to the group membership timer. While this time remaining is non-zero, the local router ignores any IGMPv2 leave messages for this group that it receives on this interface.</p>
V2 host expires	<p>The time remaining until the local router will assume that there are no longer any IGMP Version 2 members on the IP subnet attached to this interface. Upon hearing any IGMPv2 membership report, this value is reset to the group membership timer. While this time remaining is non-zero, the local router ignores any IGMPv3 leave messages for this group that it receives on this interface.</p>
Source address	<p>The source address for which this entry contains information.</p>
Up Time	<p>The time since the source group entry was created.</p>
Expires	<p>The amount of time remaining before this entry will be aged out.</p>
Number of sources	<p>Indicates the number of IGMP group and source specific queries received on this SAP.</p>
Forwarding/Blocking	<p>Indicates whether this entry is on the forward list or block list.</p>
Number of groups	<p>Indicates the number of groups configured for this SAP.</p>

port-db

Syntax

port-db sap *sap-id* [**group** *grp-ip-address*]

port-db sap *sap-id* **group** *grp-ip-address* **source** *src-ip-address*

port-db sdp *sdp-id:vc-id* [**group** *grp-ip-address*]

port-db sdp *sdp-id:vc-id* **group** *grp-ip-address* **source** *src-ip-address*

port-db [**group** *grp-ip-address*] **vxlan vtep** *ip-address* **vni** *vni-id*

port-db group *grp-ip-address* **source** *src-ip-address* **vxlan vtep** *ip-address* **vni** *vni-id*

Context

[\[Tree\]](#) (clear>service>id>igmp-snooping port-db)

Full Context

clear service id igmp-snooping port-db

Description

This command clears the information on the IGMP snooping port database for the VPLS service.

Parameters

sap-id

Clears IGMP snooping statistics matching the specified SAP ID and optional encapsulation value

sdp-id

Clears only IGMP snooping entries associated with the specified mesh SDP or spoke-SDP. For a spoke-SDP, the VC ID must be specified, for a mesh SDP, the VC ID is optional.

Values 1 to 17407

vc-id

Clears information for the specified virtual circuit ID on the SDP ID

Default For mesh SDPs only, all VC IDs

Values 1 to 4294967295

grp-ip-address

Clears IGMP snooping statistics matching the specified group address

src-ip-address

Clears IGMP snooping statistics matching the specified particular source

vxlan vtep ip-address vni <1..16777215>

Clears the IGMP snooping statistics associated with a specific VXLAN destination given by the VXLAN Termination Endpoint (VTEP) and VXLAN Network Identifier (VNI).

vni-id

Displays information for the specified VXLAN Network Identifier (VNI)

Values 1 to 16777215

Platforms

All

port-db

Syntax

port-db sap *sap-id* [**group** *grp-ip-address*]

port-db sap *sap-id* **group** *grp-ip-address* **source** *src-ip-address*

port-db sdp *sdp-id:vc-id* [**group** *grp-ip-address*]

port-db sdp *sdp-id:vc-id* **group** *grp-ip-address* **source** *src-ip-address*

port-db [**group** *grp-ip-address*] **vxlan vtep** *ip-address* **vni** *vni-id*

port-db group *grp-ip-address* **source** *src-ip-address* **vxlan vtep** *ip-address* **vni** *vni-id*

Context

[\[Tree\]](#) (clear>service>id>mld-snooping port-db)

Full Context

clear service id mld-snooping port-db

Description

This command clears MLD snooping port-db group data.

Parameters

sap-id

Clears IGMP snooping statistics matching the specified SAP ID and optional encapsulation value

sdp-id

Clears only IGMP snooping entries associated with the specified mesh SDP or spoke-SDP. For a spoke-SDP, the VC ID must be specified, for a mesh SDP, the VC ID is optional.

Values 1 to 17407

vc-id

Clears information for the specified virtual circuit ID on the SDP ID

Default For mesh SDPs only, all VC IDs

Values 1 to 4294967295

grp-ip-address

Clears IGMP snooping statistics matching the specified group address

src-ip-address

Clears IGMP snooping statistics matching the specified particular source

vxlan vtep ip-address vni <1..16777215>

Clears the IGMP snooping statistics associated with a specific VXLAN destination given by the VXLAN Termination Endpoint (VTEP) and VXLAN Network Identifier (VNI).

vni-id

Displays information for the specified VXLAN Network Identifier (VNI)

Values 1 to 16777215

Platforms

All

19.66 port-forwarding-action

port-forwarding-action

Syntax

port-forwarding-action

Context

[\[Tree\]](#) (tools>perform>nat port-forwarding-action)

Full Context

tools perform nat port-forwarding-action

Description

This command displays NAT port forwarding actions.

Platforms

7450 ESS, 7750 SR, 7750 SR-e, 7750 SR-s, VSR

19.67 port-forwarding-entries

port-forwarding-entries

Syntax

port-forwarding-entries

Context

[\[Tree\]](#) (show>service>nat port-forwarding-entries)

Full Context

show service nat port-forwarding-entries

Description

This command displays port forwarding entries.

Platforms

7450 ESS, 7750 SR, 7750 SR-e, 7750 SR-s, VSR

Output

The following is sample output for this command.

Sample Output

```
*A:SR12_PPPOE# show service nat port-forwarding-entries
=====
NAT port forwarding entries
=====
Subscriber
iRtr      iAddress          prot iPort type
oRtr      oAddress          persist-id oPort expiry
=====
100      10.2.3.4          tcp 666  classic-lsn-sub
Base     10.0.0.6          N/A 666  N/A
100      10.2.3.4          udp 666  classic-lsn-sub
Base     10.0.0.6          N/A 666  N/A
-----
No. of entries: 2
=====
*A:SR12_PPPOE#
```

19.68 port-list

port-list

Syntax

port-list [*port-list-name*]
port-list *port-list-name* **references**

Context

[Tree] (show>filter>match-list port-list)

Full Context

show filter match-list port-list

Description

This command displays TCP/UDP/SCTP port values or ranges for match criteria in IPv4 and IPv6 ACL and CPM filter policies.

Parameters

port-list-name

A string of up to 32 characters of printable ASCII characters. If special characters are used, the string must be enclosed within double quotes.

references

Displays the filter policies, policy entries and source/destination/port match type per entry referring to this match list.

Platforms

All

port-list

Syntax

port-list
port-list *port-list-name* [**association**]

Context

[Tree] (show>qos>match-list port-list)

Full Context

show qos match-list port-list

Description

This command displays the list of configured QoS port lists or the details of a specific QoS port list together with the network QoS policies in which it is used and the entry number within that policy.

Parameters

port-list-name

Displays a port list, up to 32 characters of printable ASCII characters. If special characters are used, the string must be enclosed within double quotes.

association

Displays the network QoS policy and entry number in which the specified port list is used.

Platforms

7450 ESS, 7750 SR, 7750 SR-a, 7750 SR-e, 7750 SR-s, 7950 XRS

Output

The following output is an example of QoS port list information. [Table 373: Output Fields: show qos match-list port-list](#) describes the output fields.

Sample Output

```
*A:PE# show qos match-list port-list
=====
QoS Match Port List
=====
Port List Name          Description              Num Ports/Ranges
-----
portlist1                2
portlist2                2
-----
No. of Port-List: 2
=====
*A:PE#
*A:PE# show qos match-list port-list "portlist1"
=====
QoS Match Port List
=====
Port List Name          : portlist1
Description              : (Not Specified)
-----
Ports/Ranges
-----
80 90-100
-----
No. of Ports/Ranges : 2
=====
*A:PE#
*A:PE# show qos match-list port-list "portlist1" association
=====
QoS Match IP Prefix List
=====
Port List Name          : portlist1
Description              : (Not Specified)
-----
Ports/Ranges
-----
80 90-100
-----
No. of Ports/Ranges : 2
-----
Association
```

```

-----
QoS Policy ID                               Criteria Entry
-----
10                (network-egress)  10                (destination-port)
-----
=====

```

Table 373: Output Fields: show qos match-list port-list

Label	Description
Port List Name	Displays the port list name.
Description	Displays the port list description.
Num Ports/Range	Displays the number of ports or range of ports.
No. of Port-List	Displays the number of port lists.
QoS Policy ID	Displays the QoS policy ID.

19.69 port-map

port-map

Syntax

port-map [*client-map-id*]

Context

[Tree] (show>system>satellite>eth-sat port-map)

[Tree] (show>system>satellite>tdm-sat port-map)

Full Context

show system satellite eth-sat port-map

show system satellite tdm-sat port-map

Description

This command displays information about configured satellites port maps.

Parameters

client-map-id

Specifies the client map to display. If a client port is associated with a resilient secondary uplink, a second line shows the current secondary uplink association.

Platforms

7450 ESS, 7750 SR, 7750 SR-a, 7750 SR-e, 7750 SR-s, 7950 XRS

- show system satellite eth-sat port-map

7450 ESS, 7750 SR-7/12/12e, 7750 SR-a, 7750 SR-e

- show system satellite tdm-sat port-map

Output

The following output is an example of TDM satellite port map information.

Sample Output

```
A:admin@Dut-A# show system satellite eth-sat 1 port-map
=====
Satellite Port Mapping Information
=====
Client Port      Adm  Oper  Uplink Port      Adm  Oper  Host Port Adm  Oper  Act
-----
esat-1/1/1      Down Down  esat-1/1/u4      Up   Up    2/1/2      Up  Up    Y
                  esat-1/1/u2      Up   Up    1/1/2      Up  Up    N
esat-1/1/2      Down Down  esat-1/1/u4      Up   Up    2/1/2      Up  Up    Y
                  esat-1/1/u1      Up   Up    1/1/1      Up  Up    N
esat-1/1/3      Down Down  esat-1/1/u4      Up   Up    2/1/2      Up  Up    Y
                  esat-1/1/u1      Up   Up    1/1/1      Up  Up    N
esat-1/1/4      Down Down  esat-1/1/u4      Up   Up    2/1/2      Up  Up    Y
                  esat-1/1/u2      Up   Up    1/1/2      Up  Up    N
```

19.70 port-policy

port-policy

Syntax

port-policy

port-policy *policy-name*

port-policy *policy-name* **associations**

Context

[\[Tree\]](#) (show port-policy)

Full Context

show port-policy

Description

This command displays port policy information.

Parameters

policy-name

Specifies the port policy name, up to 32 characters.

Platforms

7450 ESS, 7750 SR, 7750 SR-e, 7750 SR-s, VSR

19.71 port-queues

port-queues

Syntax

port-queues queue-depth [*queue queue-id*]

Context

[\[Tree\]](#) (clear>port port-queues)

Full Context

clear port port-queues

Description

This command clears the port queues and queue depth.

Parameters

queue-depth

Clears the queue depth.

queue-id

Specifies the queue ID.

Values 1 to 16

Platforms

All

port-queues

Syntax

port-queues queue *queue-id*

port-queues queue-depth [*queue queue-id*]

Context

[\[Tree\]](#) (show>port port-queues)

Full Context

show port port-queues

Description

This command displays port queues, queue override, and queue depth information.

Parameters

queue-depth

Displays queue depth information for the specified queue group queue.

queue-id

Specifies the queue ID.

Values 1 to 16

Platforms

All

19.72 port-recorder

port-recorder

Syntax

port-recorder detail [**flow-count** *flows*] [**byte-count** *kbytes*] [**isa** *mda-id / esa-vm-id*] **url** *file-url*

port-recorder status [**isa** *mda-id/ esa-vm-id*]

port-recorder top *granularity* [**max-count** *max-count*] [**isa** *mda-id*]

Context

[\[Tree\]](#) (tools>dump>app-assure>group port-recorder)

Full Context

tools dump application-assurance group port-recorder

Description

This command saves the port recorded by the tool into a file. The port-recorder is configured using debug commands.

Parameters

flow-count *flows*

Match ports with flow count greater than the specified value.

Values slot 1 to 4294967295

bytes-count *kbytes*

Match ports with bytes count greater than the specified value.

Values slot 1 to 4294967295

status

Displays the current status of the port-recorder with current-time, start-time, stop-time, sample-rates as well as number of bytes and flows for UDP and TCP traffic on the specified AA ISA card. The port-recorder is configured using debug commands.

top

Displays by bytes or flows the top ports recorded by the tool on a particular AA ISA.

mda-id/esa-vm-id

Specifies the AA ISA.

Values slot 1 to 10, mda 1 to 2

file-url

Specifies the URL for the file to direct the port-recorder output to.

Values	local-url:	<cflash-id>/[<file-path>] 200 chars max, including cflash-id directory length 99 chars max each
	remote-url:	[[ftp:// tftp://]<login>:<pswd>@<remote-locn>]/[<file-path>] 255 chars max directory length 99 chars max each
	remote-locn:	<hostname> <ipv4-address> <ipv6-address>] ipv4-address a.b.c.d ipv6-address x:x:x:x:x:x:x[-interface] x:x:x:x:x:d.d.d.d[-interface] x - [0..FFFF]H d - [0..255]D interface 32 chars max, for link local addresses cflash-id flash slot ID

granularity

Specifies if the output is sorted by bytes or flows.

Values bytes, flows

max-count

Specifies the maximum number of values to display.

Values 1 to 25

Platforms

7450 ESS, 7750 SR, 7750 SR-e, 7750 SR-s, VSR

19.73 port-scheduler

port-scheduler

Syntax

port-scheduler [*interval seconds*] [*repeat repeat*] [*absolute*| *rate*]

Context

[Tree] (monitor>port port-scheduler)

Full Context

monitor port port-scheduler

Description

This command monitors port scheduler statistics.

Parameters

seconds

Configures the interval for each display in seconds.

Values 11 to 60

repeat

Configures how many times the command is repeated.

Values 1 to 999

absolute

Displays raw statistics, without processing. No calculations are performed on the delta or rate statistics.

rate

Displays rate-per-second for each statistic instead of the delta.

Platforms

All

port-scheduler

Syntax

port-scheduler statistics

Context

[\[Tree\]](#) (clear>port port-scheduler)

Full Context

clear port port-scheduler

Description

This command clears port scheduler statistics.

Parameters

statistics

Clears port scheduler statistics.

Platforms

All

port-scheduler

Syntax

port-scheduler statistics

Context

[\[Tree\]](#) (show>lag port-scheduler)

Full Context

show lag port-scheduler

Description

This command displays port scheduler policy information applied to the LAG.

Parameters

statistics

Displays statistics for the port scheduler policy applied to the LAG.

Platforms

All

port-scheduler

Syntax

port-scheduler statistics

Context

[\[Tree\]](#) (show>port port-scheduler)

Full Context

show port port-scheduler

Description

This command displays port schedule policy information applied to the port.

Parameters

statistics

Displays port schedule policy statistics.

Platforms

All

19.74 port-scheduler-policy

port-scheduler-policy

Syntax

port-scheduler-policy [*port-scheduler-policy-name*] [**association**]

port-scheduler-policy *port-scheduler-policy-name* **network-policy** *network-queue-policy-name*

port-scheduler-policy *port-scheduler-policy-name* **sap-egress** *policy-id*

port-scheduler-policy *port-scheduler-policy-name* **scheduler-policy** *scheduler-policy-name*

port-scheduler-policy *port-scheduler-policy-name* **scheduler-policy** *scheduler-policy-name* **sap-egress**
policy-id

Context

[\[Tree\]](#) (show>qos port-scheduler-policy)

Full Context

show qos port-scheduler-policy

Description

This command displays port-scheduler policy information

Parameters

port-scheduler-policy-name

Displays information for the specified existing port scheduler policy.

association

Displays associations related to the specified port scheduler policy.

network-policy *network-queue-policy-name*

Displays information for the specified existing network queue policy.

sap-egress *policy-id*

Displays information for the specified existing SAP egress policy.

scheduler-policy *scheduler-policy-name*

Displays information for the specified existing scheduler policy.

Platforms

All

Output

The following output is an example of QoS port scheduler policy information, and [Table 374: Show QoS Port Scheduler Output Fields](#) describes the QoS port scheduler policy fields.

Sample Output

```
*A:Dut-R# show qos port-scheduler-policy p1
=====
QoS Port Scheduler Policy
=====
Policy-Name       : p1
HQoS Algorithm    : default
Max Rate          : max                Last changed      : 05/21/2007 10:39:15
Lvl1 PIR          : max                Lvl1 CIR          : max
Lvl2 PIR          : max                Lvl2 CIR          : max
Lvl3 PIR          : max                Lvl3 CIR          : max
Lvl4 PIR          : max                Lvl4 CIR          : max
Lvl5 PIR          : max                Lvl5 CIR          : max
Lvl6 PIR          : max                Lvl6 CIR          : max
Lvl7 PIR          : max                Lvl7 CIR          : max
Lvl8 PIR          : max                Lvl8 CIR          : max
Orphan Lvl        : default            Orphan Weight     : default
Orphan CIR-Lvl   : default            Orphan CIR-Weight : default
=====
QoS Port Scheduler Policy
=====
Policy-Name       : p1
-----
Associations
-----
- Port : 5/1/1
=====
*A:Dut-R#
```

The following configuration displays **dist-lag-rate-shared** and **percent-rate** for level, **group** and **max-rate** in a port-scheduler-policy.

```
*B:vineshDut-A>config>qos>port-sched-plcy# info
-----
dist-lag-rate-shared
  max-rate percent 30.00
  group "test" create
    percent-rate 20.00 cir 20.00
  exit
  level 1 percent-rate 10.00 percent-cir 10.00
  level 2 percent-rate 20.00 percent-cir 20.00
  level 3 percent-rate 30.00 percent-cir 30.00
  level 4 percent-rate 40.00 percent-cir 40.00
  level 5 percent-rate 50.00 percent-cir 50.00
  level 6 percent-rate 60.00 percent-cir 60.00
  level 7 percent-rate 70.00 percent-cir 70.00
  level 8 percent-rate 80.00 percent-cir 80.00
```

Overrides

```
*B:vineshDut-A>config>port# info
-----
  ethernet
    mode access
    egress-scheduler-policy "psp2"
    egress-scheduler-override create
      max-rate percent 50.00
      level 1 percent-rate 10.00 percent-cir 10.00
      level 2 percent-rate 20.00 percent-cir 20.00
      level 3 percent-rate 30.00 percent-cir 30.00
      level 4 percent-rate 40.00 percent-cir 40.00
      level 5 percent-rate 50.00 percent-cir 50.00
      level 6 percent-rate 60.00 percent-cir 60.00
      level 7 percent-rate 70.00 percent-cir 70.00
      level 8 percent-rate 80.00 percent-cir 80.00
    exit
    autonegotiate limited
  exit
  no shutdown
-----
```

The following output shows a **port-scheduler-policy** showing Dist Lag Rate and percent parameters.

```
*B:vineshDut-A>config>port# /show qos port-scheduler-policy "psp2"
=====
QoS Port Scheduler Policy
=====
Policy-Name       : psp2
Description       : (Not Specified)
HQoS Algorithm    : default
Max Rate          : max                Max Rate Percent : 30.00
Dist LAG Rate     : True                Last changed     : 07/16/2014 21:31:51
Group             : test
Group PIR         : max                Group CIR        : max
Group PIR Percent : 20.00              Group CIR Percent : 20.00

Lvl1 PIR         : max                Lvl1 CIR        : max
Lvl1 PIR Percent : 10.00              Lvl1 CIR Percent : 10.00
Lvl2 PIR         : max                Lvl2 CIR        : max
```

```

Lvl2 PIR Percent : 20.00          Lvl2 CIR Percent : 20.00
Lvl3 PIR          : max            Lvl3 CIR          : max
Lvl3 PIR Percent : 30.00          Lvl3 CIR Percent : 30.00
Lvl4 PIR          : max            Lvl4 CIR          : max
Lvl4 PIR Percent : 40.00          Lvl4 CIR Percent : 40.00
Lvl5 PIR          : max            Lvl5 CIR          : max
Lvl5 PIR Percent : 50.00          Lvl5 CIR Percent : 50.00
Lvl6 PIR          : max            Lvl6 CIR          : max
Lvl6 PIR Percent : 60.00          Lvl6 CIR Percent : 60.00
Lvl7 PIR          : max            Lvl7 CIR          : max
Lvl7 PIR Percent : 70.00          Lvl7 CIR Percent : 70.00
Lvl8 PIR          : max            Lvl8 CIR          : max
Lvl8 PIR Percent : 80.00          Lvl8 CIR Percent : 80.00
Orphan Lvl       : default        Orphan Weight    : default
Orphan CIR-Lvl   : default        Orphan CIR-Weight : default
=====
Part of show port Output
-----
Egr Port Sched Override
-----
Max Rate          : max*           Max Rate Percent : 50.00
Lvl1 PIR          : max*           Lvl1 CIR         : max*
Lvl1 PIR Percent : 10.00          Lvl1 CIR Percent : 10.00
Lvl2 PIR          : max*           Lvl2 CIR         : max*
Lvl2 PIR Percent : 20.00          Lvl2 CIR Percent : 20.00
Lvl3 PIR          : max*           Lvl3 CIR         : max*
Lvl3 PIR Percent : 30.00          Lvl3 CIR Percent : 30.00
Lvl4 PIR          : max*           Lvl4 CIR         : max*
Lvl4 PIR Percent : 40.00          Lvl4 CIR Percent : 40.00
Lvl5 PIR          : max*           Lvl5 CIR         : max*
Lvl5 PIR Percent : 50.00          Lvl5 CIR Percent : 50.00
Lvl6 PIR          : max*           Lvl6 CIR         : max*
Lvl6 PIR Percent : 60.00          Lvl6 CIR Percent : 60.00
Lvl7 PIR          : max*           Lvl7 CIR         : max*
Lvl7 PIR Percent : 70.00          Lvl7 CIR Percent : 70.00
Lvl8 PIR          : max*           Lvl8 CIR         : max*
Lvl8 PIR Percent : 80.00          Lvl8 CIR Percent : 80.00
* means the value is inherited
-----

```

Table 374: Show QoS Port Scheduler Output Fields

Label	Description
Policy Name	Displays the port scheduler policy name.
HQOS Algorithm	Displays the port scheduler H-QoS algorithm used to calculate the operational rates for the children connected to the port scheduler.
Max Rate	Displays the explicit maximum frame-based bandwidth limit of this port scheduler.
Lvlx PIR	Displays the total bandwidth limit, PIR, for the specified priority level.
Lvlx CIR	Displays the within-CIR bandwidth limit for the specified priority level.

Label	Description
Orphan Lvl	Displays above-CIR port priority of orphaned queues and scheduler.
Orphan Weight	Displays the weight of orphaned queues and schedulers that are above-CIR.
Orphan CIR-Lvl	Displays the port priority of orphaned queues and schedulers that are within-CIR.
Orphan CIR-Weight	Displays the weight of orphaned queues and schedulers that are within-CIR.
Associations	Displays associations related to the specified port scheduler policy.
Mode	Displays the port scheduler policy mode (STRICT, RR, WRR, WDRR).
Accounting	Displays whether the accounting mode is frame-based or packet-based
Last Changed	Displays the last time the configuration changed.
Queue #	Displays the weight of the queue if configured.

19.75 port-topology

port-topology

Syntax

port-topology [uni-dir]

Context

[\[Tree\]](#) (show>system port-topology)

Full Context

show system port-topology

Description

This command generates a listing of the internal connections within the router. These include connections to satellite ports. Use of the **uni-dir** keyword will list each connection twice; once for each direction.

Parameters

uni-dir

Specifies to list each direction as a separate row.

Platforms

7450 ESS, 7750 SR, 7750 SR-a, 7750 SR-e, 7750 SR-s, 7950 XRS

Output

The following output is an example of port topology information.

Sample Output

```
*A:Dut-A# show system port-topology
=====
Port Topology
=====
Port Far-end
Id Port Id
-----
esat-1/1/u1 1/1/1
esat-1/1/u2 1/1/2
esat-1/1/u3 1/2/1
esat-1/1/u4 1/2/2
esat-20/1/u1 1/1/3
esat-20/1/u2 1/2/3
esat-20/1/u3 2/1/3
esat-20/1/u4 2/2/3
-----
No. of Number of port-topology associations: 8
=====
```

19.76 port-tree

port-tree

Syntax

port-tree *port-id*

Context

[\[Tree\]](#) (show port-tree)

Full Context

show port-tree

Description

This command displays the tree for SONET/SDH or TDM ports/channels WAN PHY mode (xgig wan) Ethernet ports.

Parameters

port-id

Specifies the physical port ID.

Values slot/mda/port [.channel]

[Table 375: Port ID Values](#) describes the port ID values.

Table 375: Port ID Values

Product	Slot	MDA	Port	Values
7750 SR-12	1 to 10	1, 2	1 to 60	—
7750 SR-7	1 to 5	1, 2	(depending on the MDA type)	—
7950 XRS	1 to 20	—		—
7450 ESS-7	—	—		1 to 4
7450 ESS-12	—	—		1 to 10
Channelized MDAs				
CHOC12-SFP	—			slot/mda/port. [1 to 4] . [1 to 3] . [1 to 28] . [..24] For example, 7/2/1.1.1.28.24
CHOC3-SFP	—			slot/mda/port. [1 to 3] . [1 to 28] . [..24] For example, 7/2/1.1.28.24
DS3	—			slot/mda/port. [1 to 28] . [..24] For example, 7/1/1.1.1

Platforms

All

Output

The following output is an example of port information, and [Table 376: Output Fields: show port-tree <port-id>](#) describes the output fields.

Sample Output: show port-tree <port-id>

```
A:ALA-48>config# show port-tree 7/1/1
  ifIndex  type, sonet-sdh-index (* = provisioned)
=====
119570432  Port, N/A *
656441345  DS3, none *
656441405  DS1, 1 *
656441430  DS1, 2
656441455  DS1, 3
656441480  DS1, 4
656441505  DS1, 5
656441530  DS1, 6
656441555  DS1, 7
656441580  DS1, 8
```



```

656441605      DS1, 9
656441630      DS1, 10
656441655      DS1, 11
656441680      DS1, 12
656441705      DS1, 13
656441730      DS1, 14
656441755      DS1, 15
656441780      DS1, 16
656441805      DS1, 17
656441830      DS1, 18
656441855      DS1, 19
656441880      DS1, 20
656441905      DS1, 21
656441930      DS1, 22
656441980      DS1, 24
656442005      DS1, 25
656442030      DS1, 26
656442055      DS1, 27
656442080      DS1, 28
A:ALA-48>config#
    
```

Table 376: Output Fields: show port-tree <port-id>

Label	Description
lflIndex	Displays the interface index number which reflects its initialization sequence.
type	Specifies the type.
sonet-sdh-index	Specifies the sonet-sdh-index.
*	When an asterisk (*) is displayed after the sonet-sdh-index, the port/channel is provisioned.

19.77 port-xc

port-xc

Syntax

port-xc [pxc pxc-id]

Context

[Tree] (show>port-xc port-xc)

Full Context

show port-xc

Description

This command displays information about Port Cross-Connect (PXC) information.

Parameters

pxc-id

Specifies the PXC ID.

Values 1 to 64

Platforms

All

Output

The following output is an example of PXC information, and [Table 377: Output Fields: port-xc](#) describes the output fields.

Sample Output

```
*A:cses-B04# show port-xc
=====
Port Cross-Connect Information
=====
PXC   Admin   Oper    Port      Description
Id    State   State   Id
-----
1     Up      Up      1/x1/1/c1/1  fpe based pw-ports
2     Up      Up      1/x1/1/c2/1  (Not Specified)
3     Up      Up      1/x1/1/c3/1  (Not Specified)
4     Up      Up      1/x1/1/m1/1  (Not Specified)
5     Up      Up      1/x1/1/m1/1  (Not Specified)
-----
No. of PXC: 5
=====
*A:cses-B04#
```

```
show port 1/1/m1/1
=====
Anchor
=====
Description      : Anchor
Interface        : 1/1/m1/1
FP Number        : 1                      MAC Chip Number : 1
Licensed         : Yes
Admin State      : down
Oper State       : up
IfIndex          : 1610903569
Last State Change : 12/07/2020 07:02:21
Ing. Pool % Rate : 100                    Egr. Pool % Rate : 100
Ing. Acc. Wt.    : 50                      Egr. Acc. Wt.    : 50
Ing. Net. Wt.    : 50                      Egr. Net. Wt.    : 50
=====
```

Table 377: Output Fields: port-xc

Label	Description
PXC Id	The port cross-connect identifier
Admin State	The administrative state of the port
Oper State	The operational state of the port
Port Id	The port ID
Description	The PXC ID description
Interface	The port ID
MAC Chip Number	The MAC chip number for this port
Licensed	Yes — The port is licensed and can be used in a service configuration. No — The port is unlicensed and may not be used
IFIndex	Displays the interface's index number which reflects its initialization sequence.
Last State Change	Displays the last time the operational status of the port changed state.
Ing. Pool % Rate	The increment or decrement of the active bandwidth associated with the ingress port. This active bandwidth affects the amount of ingress buffer space managed by the port.
Egr. Pool % Rate	The increment or decrement of the active bandwidth associated with the egress port. This active bandwidth affects the amount of egress buffer space managed by the port.

19.78 post-policer-mapping

post-policer-mapping

Syntax

post-policer-mapping [*post-policer-name*] [**association** | **detail**]

Context

[\[Tree\]](#) (show>qos post-policer-mapping)

Full Context

show qos post-policer-mapping

Description

This command displays information about post-policer mapping policies. Omitting the policy name will list all policies.

Parameters

post-policer-name

Specifies the name of the post-policer mapping policy, up to 32 characters.

association

Displays the entities associated with the post-policer mapping policy.

detail

Displays the detailed information for the post-policer mapping policy.

Platforms

7450 ESS, 7750 SR, 7750 SR-e, 7750 SR-s, 7950 XRS, VSR


Output

This section shows sample output for post-policer mapping.

Sample Output

```
*A:PE# show qos post-policer-mapping
=====
Post Policer Mapping Summary
=====
Policy                Description
-----
ppm1                  Map FC EF/exceed to BE/out
-----
Policies
=====
*A:PE#

*A:PE# show qos post-policer-mapping detail
=====
Post Policer Mapping Information
=====
Policy Name           : ppm1
Description           : Map FC EF/exceed to BE/out
-----
Post Policer Mapping Information
-----
FC                    Profile           Mapped-FC         Mapped-Profile
-----
ef                    Exceed            be                 Out
-----
Sap Egress Associations
-----
Policy ID
-----
10
```



19.79 power-management

power-management

Syntax

power-management [*zone*]

Context

[\[Tree\]](#) (show>chassis power-management)

Full Context

show chassis power-management

Description

This command shows the power management requirement and utilization information for the 7950 XRS.

Parameters

zone

The chassis power zone.

Values 1, 2

Platforms

7750 SR-12e, 7750 SR-s, 7950 XRS

Output

The following output is an example of power management information, and [Table 378: Output Fields: show chassis power-management](#) describes the output fields.

Sample Output: show chassis power-management

```
*A:Dut-A# show chassis power-management

=====
Chassis Information
=====
Power Management Information

Power Management Mode           : basic
Power Safety Level              : 100%
Power Safety Alert              : 0 watts
Power-Zone                     : 1
Number of PEQs                 : 12
```

```
PEQ number : 1
PEQ Equipped Type : apeq-dc-2000
PEQ Provisioned Type : apeq-dc-2000
Status : shutdown
Input Feed Status : input B down
Hardware Data
  Part number : 3HE07114AARA01
  CLEI code : IPUPAJHUAA
  Serial number : NS1250G0116
  Manufacture date : 12202012
  Manufacturing deviations : (Not Specified)
Manufacturing assembly number : 8205320107
Administrative state : down
Operational state : down
Time of last boot : 2014/01/07 11:01:44
Current alarm state : alarm active

PEQ number : 2
PEQ Equipped Type : apeq-dc-2000
PEQ Provisioned Type : (Not Specified)
Status : up
Input Feed Status : input B down
Hardware Data
  Part number : 3HE07114AARA01
  CLEI code : IPUPAJHUAA
  Serial number : NS1249G0022
  Manufacture date : 12202012
  Manufacturing deviations : (Not Specified)
Manufacturing assembly number : 8205320107
Administrative state : up
Operational state : unprovisioned
Time of last boot : 2014/01/07 11:01:44
Current alarm state : alarm active

PEQ number : 3
PEQ Equipped Type : apeq-dc-2000
PEQ Provisioned Type : apeq-dc-2000
Status : up
Input Feed Status : input B down
Hardware Data
  Part number : 3HE07114AARA01
  CLEI code : IPUPAJHUAA
  Serial number : NS1250G0141
  Manufacture date : 12202012
  Manufacturing deviations : (Not Specified)
Manufacturing assembly number : 8205320107
Administrative state : up
Operational state : up
Time of last boot : 2014/01/07 11:01:44
Current alarm state : alarm active

PEQ number : 4
PEQ Equipped Type : apeq-dc-2000
PEQ Provisioned Type : apeq-dc-2000
Status : up
Input Feed Status : input B down
Hardware Data
  Part number : 3HE07114AARA01
  CLEI code : IPUPAJHUAA
  Serial number : NS1249G0201
  Manufacture date : 12202012
  Manufacturing deviations : (Not Specified)
Manufacturing assembly number : 8205320107
Administrative state : up
```

```
Operational state      : up
Time of last boot     : 2014/01/07 11:01:44
Current alarm state   : alarm active

PEQ number            : 5
PEQ Equipped Type     : apeq-dc-2000
PEQ Provisioned Type  : apeq-dc-2000
Status                : up
Input Feed Status     : input B down
Hardware Data
  Part number         : 3HE07114AARA01
  CLEI code          : IPUPAJHUAA
  Serial number       : NS1250G0123
  Manufacture date    : 12202012
  Manufacturing deviations : (Not Specified)
  Manufacturing assembly number : 8205320107
  Administrative state : up
  Operational state   : up
  Time of last boot   : 2014/01/07 11:01:44
  Current alarm state : alarm active

PEQ number            : 6
PEQ Equipped Type     : apeq-dc-2000
PEQ Provisioned Type  : apeq-dc-2000
Status                : up
Input Feed Status     : input B down
Hardware Data
  Part number         : 3HE07114AARA01
  CLEI code          : IPUPAJHUAA
  Serial number       : NS1250G0061
  Manufacture date    : 12182012
  Manufacturing deviations : (Not Specified)
  Manufacturing assembly number : 8205320107
  Administrative state : up
  Operational state   : up
  Time of last boot   : 2014/01/07 11:01:44
  Current alarm state : alarm active

PEQ number            : 7
PEQ Equipped Type     : apeq-dc-2000
PEQ Provisioned Type  : apeq-dc-2000
Status                : up
Input Feed Status     : input B down
Hardware Data
  Part number         : 3HE07114AARB01
  CLEI code          : IPUPAJHUAA
  Serial number       : NS13226A310
  Manufacture date    : 06042013
  Manufacturing deviations : (Not Specified)
  Manufacturing assembly number : 82-0532-02
  Administrative state : up
  Operational state   : up
  Time of last boot   : 2014/01/07 11:01:44
  Current alarm state : alarm active

PEQ number            : 8
PEQ Equipped Type     : apeq-dc-2000
PEQ Provisioned Type  : apeq-dc-2000
Status                : up
Input Feed Status     : input B down
Hardware Data
  Part number         : 3HE07114AARA01
  CLEI code          : IPUPAJHUAA
  Serial number       : NS1250G0152
```

```
Manufacture date      : 12202012
Manufacturing deviations : (Not Specified)
Manufacturing assembly number : 8205320107
Administrative state   : up
Operational state     : up
Time of last boot     : 2014/01/07 11:01:44
Current alarm state    : alarm active

PEQ number            : 9
PEQ Equipped Type     : apeq-dc-2000
PEQ Provisioned Type  : apeq-dc-2000
Status                : up
Input Feed Status     : input B down
Hardware Data
  Part number         : 3HE07114AARA01
  CLEI code           : IPUPAJHUAA
  Serial number       : NS1250G0122
  Manufacture date    : 12202012
  Manufacturing deviations : (Not Specified)
  Manufacturing assembly number : 8205320107
  Administrative state   : up
  Operational state     : up
  Time of last boot     : 2014/01/07 11:01:44
  Current alarm state    : alarm active

PEQ number            : 10
PEQ Equipped Type     : apeq-dc-2000
PEQ Provisioned Type  : apeq-dc-2000
Status                : up
Input Feed Status     : input B down
Hardware Data
  Part number         : 3HE07114AARA01
  CLEI code           : IPUPAJHUAA
  Serial number       : NS1250G0146
  Manufacture date    : 12202012
  Manufacturing deviations : (Not Specified)
  Manufacturing assembly number : 8205320107
  Administrative state   : up
  Operational state     : up
  Time of last boot     : 2014/01/07 11:01:44
  Current alarm state    : alarm active

PEQ number            : 11
PEQ Equipped Type     : apeq-dc-2000
PEQ Provisioned Type  : apeq-dc-2000
Status                : up
Input Feed Status     : input B down
Hardware Data
  Part number         : 3HE07114AARA01
  CLEI code           : IPUPAJHUAA
  Serial number       : NS1249G0202
  Manufacture date    : 12202012
  Manufacturing deviations : (Not Specified)
  Manufacturing assembly number : 8205320107
  Administrative state   : up
  Operational state     : up
  Time of last boot     : 2014/01/07 11:01:44
  Current alarm state    : alarm active

PEQ number            : 12
PEQ Equipped Type     : apeq-dc-2000
PEQ Provisioned Type  : apeq-dc-2000
Status                : up
Input Feed Status     : input B down
```



```
Hardware Data
  Part number           : 3HE07114AARA01
  CLEI code            : IPUPAJHUAA
  Serial number        : NS1250G0115
  Manufacture date     : 12202012
  Manufacturing deviations : (Not Specified)
  Manufacturing assembly number : 8205320107
  Administrative state  : up
  Operational state    : up
  Time of last boot    : 2014/01/07 11:01:44
  Current alarm state  : alarm active
=====
```

```
PCM number           : 1
  PCM Equipped Type   : not detected
  PCM Provisioned Type : (not provisioned)
PCM number           : 2
  PCM Equipped Type   : not detected)
  PCM Provisioned Type : (not provisioned)

PCM number           : 3
  PCM Equipped Type   : not detected
  PCM Provisioned Type : (not provisioned)
PCM number           : 4
  PCM Equipped Type   : not detected
  PCM Provisioned Type : (Not provisioned)
PCM number           : 5
  PCM Equipped Type   : not detected
  PCM Provisioned Type : (Not provisioned)
PCM number           : 6
  PCM Equipped Type   : indeterminate
  PCM Provisioned Type : (Not provisioned)
PCM number           : 7
  PCM Equipped Type   : indeterminate
  PCM Provisioned Type : (Not provisioned)
PCM number           : 8
  PCM Equipped Type   : indeterminate
  PCM Provisioned Type : (Not provisioned)
PCM number           : 9
  PCM Equipped Type   : indeterminate
  PCM Provisioned Type : dual-pcm
PCM number           : 10
  PCM Equipped Type   : quad-pcm
  PCM Provisioned Type : (Not provisioned)
  Power-Zone          : 1
  Status              : up
  Input Feed Status   : power to all inputs
```

```
Hardware Data
  Part number           : Sim Part#
  CLEI code            : Sim CLEI
  Serial number        : peq-12
  Manufacture date     : 01012003
  Manufacturing deviations : Sim MfgDeviation peq-12
  Manufacturing assembly number : 01-2345-67

PCM number           : 11
  PCM Equipped Type   : quad-pcm
  PCM Provisioned Type : quad-pcm
  Power-Zone          : 1
```

```
Status : up
Input Feed Status : power to all inputs
Hardware Data
  Part number : Sim Part#
  CLEI code : Sim CLEI
  Serial number : peq-12
  Manufacture date : 01012003
  Manufacturing deviations : Sim MfgDeviation peq-12
  Manufacturing assembly number : 01-2345-67

PCM number : 12
PCM Equipped Type : quad-pcm
PCM Provisioned Type : quad-pcm
Power-Zone : 1
Status : up
Input Feed Status : power to all inputs
Hardware Data
  Part number : Sim Part#
  CLEI code : Sim CLEI
  Serial number : peq-12
  Manufacture date : 01012003
  Manufacturing deviations : Sim MfgDeviation peq-12
  Manufacturing assembly number : 01-2345-67

-----
Chassis Control Module (CCM) Information

CCM Slot : A
Equipped : yes
Hardware Data
  Part number : Sim Part#
  CLEI code : Sim CLEI
  Serial number : ccm-1
  Manufacture date : 01012003
  Manufacturing deviations : Sim MfgDeviation ccm-1
  Manufacturing assembly number : 01-2345-67
  Administrative state : up
  Operational state : up
  Temperature : -128C
  Temperature threshold : 75C
  Time of last boot : N/A
  Current alarm state : alarm cleared
Hardware Resources (Power-Zone 1)
Voltage
  Minimum : 52.80 Volts (09/10/2014 18:09:58)
  Current : 52.80 Volts
  Peak : 52.80 Volts (09/10/2014 18:09:58)
Wattage
  Minimum : 20.00 Watts (09/10/2014 18:09:58)
  Current : 20.00 Watts
  Peak : 20.00 Watts (09/10/2014 18:09:58)
  Max Required : 22.00 Watts
Amperage
  Minimum : 0.38 Amps (09/10/2014 18:09:58)
  Current : 0.38 Amps
  Peak : 0.38 Amps (09/10/2014 18:09:58)

CCM Slot : B
Equipped : yes
Hardware Data
  Part number :
  CLEI code :
  Serial number :
```

```

Manufacture date      :
Manufacturing deviations : (Not Specified)
Manufacturing assembly number :
Administrative state  : up
Operational state     : up
Temperature           : 0C
Temperature threshold : 75C
Time of last boot     : N/A
Current alarm state   : alarm cleared
Hardware Resources (Power-Zone 1)
Voltage
  Minimum             : 0.00 Volts (N/A)
  Current              : 0.00 Volts
  Peak                 : 0.00 Volts (N/A)
Wattage
  Minimum             : 0.00 Watts (N/A)
  Current              : 0.00 Watts
  Peak                 : 0.00 Watts (N/A)
  Max Required        : 0.00 Watts
Amperage
  Minimum             : 0.00 Amps (N/A)
  Current              : 0.00 Amps
  Peak                 : 0.00 Amps (N/A)
=====
Chassis 2 Detail
=====
  
```

Table 378: Output Fields: show chassis power-management

Label	Description
Power Management Mode	Specifies the configured power management mode: None, Basic, or Advanced.
Power Safety Level	Specifies the configured Power Safety Level, which is a percentage of the worst case power consumption level.
Power Safety Alert	Specifies the configured power level in watts, which causes the system to raise an alarm if the available power level drops below a set level.
Power-Zone	Specifies the chassis power zone.
Number of PEQs	Specifies the total number of APEQs installed.
PEQ number:	Specifies the APEQ to which the information is associated
PEQ Equipped Type	Specifies the APEQ type installed.
PEQ Provisioned Type	Specifies the APEQ type provisioned.
Status	Specifies the APEQ status.
Input Feed Status	Specifies the feed status. This field indicates that power is detected on all inputs or lists the inputs where no power is detected.
PCM Equipped Type	Indicates the type of PCM installed in the specified PIM or PCM slot: <ul style="list-style-type: none"> (empty slot)

Label	Description
	<ul style="list-style-type: none"> indeterminate quad-pcm <p>Some PCMs can only be verified for presence based on power available at the associated APEQ. These are indicated as indeterminate.</p> <p>When the equipped type is quad-pcm, the additional fields of Power-Zone, Status, and Input Feed Status and Hardware Data are displayed.</p>
PCM Provisioned Type	<p>One of the following types:</p> <ul style="list-style-type: none"> (not specified) dual-pcm quad-pcm <p>For a given PCM number, if the equipped type is not detected and the provisioned type is not specified, the PCM is not displayed.</p>
Hardware Data:	
Part number	The APEQ part number.
CLEI code	The APEQ CLEI code.
Serial number	The APEQ serial number.
Manufacture date	The date the APEQ was manufactured.
Manufacturing deviations	Specifies any manufacturing deviations.
Manufacturing assembly number	The APEQ assembly number.
Administrative state	Specifies the administrative state of the APEQ.
Operational state	Specifies the operational state of the APEQ.
Time of last boot	Indicates the time stamp of the last system restart.
Current alarm state	Indicates the current alarm state.

19.80 power-module

power-module

Syntax

power-module [*power-module-id*] [**detail**]

Context

[Tree] (show>chassis>power-shelf power-module)

Full Context

show chassis power-shelf power-module

Description

This command displays the power-module.

Parameters

power-module-id

Specifies the power module ID.

Values 1 to 10

detail

Displays detailed power module information.

Platforms

7750 SR-s

Output

The following output is an example of a power module

Sample Output: show chassis power-shelf power-module

```
A:DUT-A# show chassis power-shelf 1 power-module
=====
Power Shelf Summary
=====
Slot      Provisioned Type      Admin Operational  Zone  Input Output
         Equipped Type (if diff) State State              A B    Mode
-----
1         ps-a10-shelf-dc      up   up                1     80A   on
=====
Power Module Summary
=====
Slot      Provisioned Type      Admin Operational  Input  Zone
         Equipped Type (if diff) State State              A B    Zone
-----
1         ps-a-dc-6000         up   up                Y Y    1
2         ps-a-dc-6000         up   up                Y Y    1
=====
A:DUT-A# show chassis power-shelf 2 power-module
=====
Power Shelf Summary
=====
Slot      Provisioned Type      Admin Operational  Zone  Input Output
         Equipped Type (if diff) State State              A B    Mode
-----
2         ps-b10-shelf-ac/hv   up   up                1     N/A   on
=====
Power Module Summary
```

```

=====
Slot          Provisioned Type          Admin Operational   Input  Zone
              Equipped Type (if diff)  State State          A  B
-----
1             ps-b-ac/hv-6000             up   up              Y  Y   1
2             ps-b-ac/hv-6000             up   down            N  N   1
5             ps-b-ac/hv-6000             up   down            N  N   1
=====
A:DUT-A#
A:DUT-A# show chassis power-shelf 2 power-module 1 detail
=====
Power Shelf Summary
=====
Slot          Provisioned Type          Admin Operational   Zone  Input Output
              Equipped Type (if diff)  State State          1    A  B    Mode
-----
2             ps-b10-shelf-ac/hv        up   up              1    N/A  on
=====
Power Module 1 detail
=====
Slot          Provisioned Type          Admin Operational   Input  Zone
              Equipped Type (if diff)  State State          A  B   1
-----
1             ps-b-ac/hv-6000             up   up              Y  Y   1
Power Module Specific Data
  Output Status           : ok
Hardware Data
  Platform type           : N/A
  Part number              : 3HE11183AARA0101
  CLEI code                : GA-PSUHVDC
  Serial number            : NS1736W0096
  Manufacture date         : 09152017
  Manufacturing deviations : For Internal Use Only
  Manufacturing assembly number :
  Time of last boot        : 2020/07/07 11:13:07
  Current alarm state      : alarm cleared
=====
A:DUT-A# show chassis power-shelf 2 detail
=====
Power Shelf 2 detail
=====
Slot          Provisioned Type          Admin Operational   Zone  Input Output
              Equipped Type (if diff)  State State          1    A  B    Mode
-----
2             ps-b10-shelf-ac/hv        up   up              1    N/A  on
Power Shelf Specific Data
  Description              : (Not Specified)
  Controller serial number : NS1745W0143
Hardware Data
  Platform type           : N/A
  Part number              : 3HE11179AARA
  CLEI code                : T-REX-HVDC
  Serial number            : NS1747W0004
  Manufacture date         : 12212017
  Manufacturing deviations : For Internal Use Only
  Manufacturing assembly number :
  Time of last boot        : 2020/07/07 11:13:07
  Current alarm state      : alarm cleared
Hardware Data
  Platform type           : N/A
  Part number              : 3HE11181AARA
  CLEI code                : M-SHELFCON
  Serial number            : NS1745W0143
  
```

```

Manufacture date       : 11152017
Manufacturing deviations : For Internal Use Only
Manufacturing assembly number :
Time of last boot     : 2020/07/07 11:13:07
Current alarm state   : alarm cleared
=====
A:DUT-A#
  
```

power-module

Syntax

power-module *power-module-id*

Context

[\[Tree\]](#) (clear>chassis>power-shelf power-module)

Full Context

clear chassis power-shelf power-module

Description

This command toggles the output power of the power module, turning it off for two seconds then on. This procedure can be used to clear an ovSD (output voltage shutdown) fault. The only alternative method to clear the ovSD fault is to physically remove the power module from the power shelf and re-insert. Running this command does not clear the latched faults.

Parameters

power-module-id

Specifies the power-module ID.

Values 1 to 10

Platforms

7750 SR-s

power-module

Syntax

power-module *power-module-id* **telemetry**

Context

[\[Tree\]](#) (tools>dump>power-shelf power-module)

Full Context

tools dump power-shelf power-module

Description

This command displays the specified power module information, telemetry, and fault data. When a fault is no longer active it remains marked as a latched fault for tracking purposes until manually cleared.

Parameters

power-module-id

Displays information about the specified power-module ID.

Values 1 to 10

telemetry

Displays telemetry and fault data for the specified power module.

Platforms

7750 SR-s

power-module

Syntax

power-module *power-module-id* **clear-faults**

Context

[\[Tree\]](#) (tools>perform>power-shelf power-module)

Full Context

tools perform power-shelf power-module

Description

This command clears all the latched faults for inactive faults.

Parameters

power-module-id

Specifies power-module ID.

Values 1 to 10

clear-faults

Clears fault conditions against the specified power module.

Platforms

7750 SR-s

19.81 power-shelf

power-shelf

Syntax

power-shelf [*power-shelf-id*] [**detail**] [**chassis** *chassis-name*]

Context

[\[Tree\]](#) (show>chassis power-shelf)

Full Context

show chassis power-shelf

Description

This command displays the power shelf.

Parameters

power-shelf-id

Specifies the power shelf ID.

Values 1 to 2

detail

Displays detailed power shelf information.

chassis-name

Specifies the chassis name, up to 256 characters maximum.

Platforms

7750 SR-s

Output

The following output is an example of power shelves

Sample Output: show chassis power-shelf

```
A:DUT-A# show chassis power-shelf
=====
Power Shelf Summary
=====
Slot      Provisioned Type      Admin Operational   Zone  Input Output
          Equipped Type (if diff) State State              Mode
-----
1         ps-a10-shelf-dc      up   up                 1     80A   on
2         ps-b10-shelf-ac/hv   up   up                 1     N/A   on
=====
```

power-shelf

Syntax

power-shelf *power-shelf-id*

Context

[\[Tree\]](#) (clear>chassis power-shelf)

Full Context

clear chassis power-shelf

Description

Commands in this context clear power-shelf components.

Parameters

power-shelf-id

Specifies power-shelf ID.

Values 1 to 2

Platforms

7750 SR-s

power-shelf

Syntax

power-shelf *power-shelf-id*

Context

[\[Tree\]](#) (tools>dump power-shelf)

Full Context

tools dump power-shelf

Description

Commands in this context display power-shelf information.

Parameters

power-shelf-id

Displays information about the specified power-shelf.

Values 1, 2

Platforms

7750 SR-s

power-shelf

Syntax

power-shelf *power-shelf-id*

Context

[\[Tree\]](#) (tools>perform power-shelf)

Full Context

tools perform power-shelf

Description

Commands in this context configure power-shelf parameters.

Parameters

power-shelf-id

Specifies the power-shelf ID.

Values 1, 2

Platforms

7750 SR-s

19.82 ppp

ppp

Syntax

ppp

Context

[\[Tree\]](#) (clear>service>id ppp)

Full Context

clear service id ppp

Description

Commands in this context clear PPP related data for the service.

Platforms

7450 ESS, 7750 SR, 7750 SR-a, 7750 SR-e, 7750 SR-s, VSR

```
ppp
```

Syntax

```
ppp
```

Context

[\[Tree\]](#) (show>service>id ppp)

Full Context

```
show service id ppp
```

Description

Commands in this context display service PPP information for the specified service.

Platforms

7450 ESS, 7750 SR, 7750 SR-a, 7750 SR-e, 7750 SR-s, VSR

```
ppp
```

Syntax

```
ppp
```

Context

[\[Tree\]](#) (show>service>id ppp)

Full Context

```
show service id ppp
```

Description

Commands in this context display PPP information.

Platforms

7450 ESS, 7750 SR, 7750 SR-a, 7750 SR-e, 7750 SR-s, VSR

ppp

Syntax

ppp

Context

[\[Tree\]](#) (tools>perform>subscr-mgmt>loc-user-db ppp)

Full Context

tools perform subscriber-mgmt local-user-db ppp

Description

This command provides the tools to control PPPoE entries in the local user database.

Platforms

7450 ESS, 7750 SR, 7750 SR-a, 7750 SR-e, 7750 SR-s, VSR

ppp

Syntax

ppp

Context

[\[Tree\]](#) (show>call-trace ppp)

Full Context

show call-trace ppp

Description

Commands in this context display Point-to-Point Protocols (PPP) call trace information.

Platforms

7450 ESS, 7750 SR, 7750 SR-a, 7750 SR-e, 7750 SR-s, VSR

ppp

Syntax

ppp [detail]

Context

[\[Tree\]](#) (show>port ppp)

Full Context

show port ppp

Description

This command displays PPP port information.

Parameters

detail

Displays detailed information.

Platforms

All

ppp

Syntax

ppp [multiclass]

Context

[\[Tree\]](#) (show>multilink-bundle ppp)

Full Context

show multilink-bundle ppp

Description

Commands in this context display PPP group data.

Parameters

multiclass

Specifies to display multi-class MLPPP information.

Platforms

7450 ESS, 7750 SR-7/12/12e

Output

The following output is an example of PPP information.

Sample Output: show multilink-bundle <bundle-id> ppp

```
A:timetra-sim110# show multilink-bundle bundle-ppp-1/1.1 ppp
=====
PPP Protocols for bundle-ppp-1/1.1
=====
Protocol  State           Last Change           Restart Count  Last Cleared
-----
ipcp      initial          02/16/2007 06:11:44      0              02/16/2007 06:11:44
```

```

mplscp  initial      02/16/2007 06:11:44      0      02/16/2007 06:11:44
bcp     initial      02/16/2007 06:11:44      0      02/16/2007 06:11:44
osicp   initial      02/16/2007 06:11:44      0      02/16/2007 06:11:44
ipvc6cp initial      02/16/2007 06:11:44      0      02/16/2007 06:11:44
=====
Local Mac address : 8c:6e:01:01:00:3d Remote Mac address : 00:00:00:00:00:00
Local IPv4 address : 0.0.0.0          Remote IPv4 address: 0.0.0.0
Local IPv6 address : ::
Remote IPv6 address: ::
=====
*A:mlppp_top#

*A:mlppp_top# show multilink-bundle bundle-ppp-1/1.1 ppp multiclass
=====
MLPPP Per Class Traffic Statistics for bundle-ppp-1/1.1
=====

```

	Input	Output

Class 0		
Octets	0	0
Packets	0	0
Errors	0	0
Class 1		
Octets	0	0
Packets	0	0
Errors	0	0
Class 2		
Packets	0	0
Errors	0	0
Class 3		
Octets	0	270400
Packets	0	2704
Errors	0	0
=====		

```

*A:mlppp_top#

```

ppp

Syntax

ppp *port-id*

Context

[\[Tree\]](#) (tools>dump ppp)

Full Context

tools dump ppp

Description

This command displays PPP information for a port.

Parameters

port-id

Specifies the physical port ID.

<i>port-id</i>	<i>slot/mda/port</i> [<i>.channel</i>]		
	bundle-id	bundle-type-slot/mda.bundle-num	
		bundle	keyword
		type	ppp
		bundle-num	1 to 336
	bpgrp	bpgrp-type-bpgrp-num	
		bpgrp	keyword
		type	ppp
		bpgrp-num	1 to 2000
	aps-id	aps-group-id[<i>channel</i> .]	
		aps	keyword
		group-id	1 to 128
	eth-sat-id	<i>esat-id/slot/port</i>	
		esat	keyword
		<i>id</i>	1 to 20
	pxc-id	<i>pxc-id.sub-port</i>	
		pxc	keyword
		<i>id</i>	1 to 64
		<i>sub-port</i>	a, b

Platforms

All

Output

The following output is an example of PPP information.

Sample Output

```
*A:sr7# tools dump ppp aps-1.1.1.1
=====
Id          : aps-1.1.1.1      ppp unit   : 40
member of   : bpgrp-ppp-1
=====
looped back : no              dbgMask    : 0x0
-----
LCP
-----
phase       : NETWORK        state      : OPENED
passive     : off           silent     : off
restart     : on
```



```

mru      : 1500          mtu      : 1502
ack'd peer mru : 1500
got local mrru : 1524
local magic  : 0x0          peer magic : 0x0

keepalive  : on          echo num   : 2
echo timer : on          echos fail : 3
echo intv  : 10         echos pend : 0

options    mru      asyncMap upap    chap    magic    pfc
we negotiate Yes    No      No      No      No      Yes
peer ack'd Yes    No      No      No      No      No
we allow   Yes    No      No      No      No      Yes
we ack'd   Yes    No      No      No      No      No

options    acfc    lqr      mrru    shortSeq endPoint mlhdrfmt
we negotiate Yes    No      Yes     No      Yes     No
peer ack'd   No    No      Yes     No      Yes     No
we allow     Yes    No      Yes     Yes     Yes     No
we ack'd     No    No      Yes     No      Yes     No
=====
*A:sr7#
  
```

19.83 ppp-policy

ppp-policy

Syntax

ppp-policy [*ppp-policy-name* [association]]

Context

[\[Tree\]](#) (show>subscr-mgmt ppp-policy)

Full Context

show subscriber-mgmt ppp-policy

Description

This command displays PPP policy information.

Parameters

ppp-policy-name

Specifies an existing PPP policy.

association

Displays the object the PPP policy is associated.

Platforms

7450 ESS, 7750 SR, 7750 SR-a, 7750 SR-e, 7750 SR-s, VSR

Output

The following output displays PPP policy information and [Table 379: Show Subscriber Management PPP Policy Field Descriptions](#) describes the field descriptions.

Table 379: Show Subscriber Management PPP Policy Field Descriptions

Label	Description
Description	Specifies the description.
Last Mgmt Change	Specifies the date and time of the last management change.
PPP-mtu	Specifies the configured maximum PPP MTU size.
Force PPP-mtu >1492	Specifies if PPPoE MRU negotiations greater than 1492 bytes are enabled without receiving a "PPP-Max-Payload" tag in the PADI/PADR client message (Yes, No).
Keepalive Interval	Specifies the keepalive interval, in seconds.
Keepalive Multiplier	Specifies the keepalive multiplier value.
Disable AC-Cookies	Specifies to disable AC cookies (Yes, No).
PADO Delay	Specifies the PADO delay value, in milliseconds.
Max Sessions-Per-Mac	Specifies the maximum number of sessions with the same client MAC address and active on the same SAP or MSAP.
Reply-On-PADT	Specifies to reply on PADT (Yes, No).
Allow Same CID	Specifies to allow the same Circuit ID for multiple PPPoE sessions with the same client MAC address and active on the same SAP when using the internal DHCPv4 client for IPv4 address allocation (Yes, No).
Re-establish Session	Specifies if a PPPoE session can be re-established upon receiving a PADR from a PPPoE client that previously disconnected without sending a PADT and for which a session is still active in the BNG (PADR, Disabled).
PPP-Authentication	Specifies the PPP Authentication method (PAP, CHAP, pref-PAP or pref-CHAP).
PPP-CHAP Challenge	Specifies the minimum and maximum length of a PPP CHAP Challenge (in bytes).
PPP-Init-Delay (ms)	Specifies the delay in milliseconds for sending an LCP configure request after the discovery phase.
IPCP negotiate subnet	Specifies if IPCP subnet negotiation is enabled (Yes, No).
Unique SIDs-Per-SAP	Specifies the unique SIDs per-SAP (disabled, per-capture-sap, per-msap).

Label	Description
Reject-Disabled-Ncp	Specifies if an LCP protocol reject is sent for an unconfigured NCP (Yes, No).
Ignore-Magic-Num	Specifies if the LCP peer magic number should be ignored (Yes, No).
Session Timeout	Specifies the session timeout value in seconds (default = unlimited).
SID Allocation	Specifies the PPPoE Session ID allocation method (sequential, random).
PADO AC-Name	Specifies the AC name used in PADO messages.
Default username	Specifies the default username for PAP or CHAP authentication.
Default password	Specifies the default PAP password (Specified, Not specified).
Accept MRRU	Specifies to accept MRRU (true, false).
Request short sequence nr.	Specifies to request short sequence numbers (true, false).
Endpoint class	Specifies the endpoint class (null, ipv4-address or mac-address).
Endpoint address	Specifies the endpoint IPv4 or mac address.

Sample Output

```
# /show subscriber-mgmt ppp-policy "ppp-policy-1"
=====
PPP Policy "ppp-policy-1"
=====
Description          : (Not Specified)
Last Mgmt Change    : 01/09/2020 16:40:19
PPP-mtu              : N/A
Keepalive Interval  : 30s
Disable AC-Cookies  : No
Max Sessions-Per-Mac : 1
Allow Same CID      : No
PPP-Authentication  : pref-CHAP
PPP-Init-Delay (ms) : 0
Unique SIDs-Per-SAP : disabled
Ignore-Magic-Num    : No
SID Allocation       : sequential
PADO AC-Name        : (Not Specified)
Default username     : (Not Specified)
Default password     : (Not Specified)
Force PPP-mtu >1492 : No
Keepalive Multiplier : 3
PADO Delay           : 0msec
Reply-On-PADT       : No
Re-establish Session : Disabled
PPP-CHAP Challenge   : 32 - 64
IPCP negotiate subnet : No
Reject-Disabled-Ncp : No
Session Timeout      : unlimited
-----
PPP Custom Options
-----
Protocol Number Value
-----
No options configured.
-----
MLPPP
-----
```

```
Accept MRRU           : false
Request short sequence nr. : false
Endpoint class       : null
Endpoint address     : (Not Specified)
-----
```

ppp-policy

Syntax

ppp-policy [*ppp-policy-name* [**association**]]

Context

[\[Tree\]](#) (show>subscr-mgmt ppp-policy)

Full Context

show subscriber-mgmt ppp-policy

Description

This command displays PPP policy information.

Parameters

ppp-policy-name

Specifies an existing PPP policy.

association

Displays the object the PPP policy is associated.

Platforms

7450 ESS, 7750 SR, 7750 SR-a, 7750 SR-e, 7750 SR-s, VSR

Output

The following output displays PPP policy information and [Table 380: Show Subscriber Management PPP Policy Field Descriptions](#) describes the field descriptions.

Table 380: Show Subscriber Management PPP Policy Field Descriptions

Label	Description
Description	Specifies the description.
Last Mgmt Change	Specifies the date and time of the last management change.
PPP-mtu	Specifies the configured maximum PPP MTU size.
Force PPP-mtu >1492	Specifies if PPPoE MRU negotiations greater than 1492 bytes are enabled without receiving a "PPP-Max-Payload" tag in the PADI/PADR client message (Yes, No).

Label	Description
Keepalive Interval	Specifies the keepalive interval, in seconds.
Keepalive Multiplier	Specifies the keepalive multiplier value.
Disable AC-Cookies	Specifies to disable AC cookies (Yes, No).
PADO Delay	Specifies the PADO delay value, in milliseconds.
Max Sessions-Per-Mac	Specifies the maximum number of sessions with the same client MAC address and active on the same SAP or MSAP.
Reply-On-PADT	Specifies to reply on PADT (Yes, No).
Allow Same CID	Specifies to allow the same Circuit ID for multiple PPPoE sessions with the same client MAC address and active on the same SAP when using the internal DHCPv4 client for IPv4 address allocation (Yes, No).
Re-establish Session	Specifies if a PPPoE session can be re-established upon receiving a PADR from a PPPoE client that previously disconnected without sending a PADT and for which a session is still active in the BNG (PADR, Disabled).
Max Sessions-Per-Cid	Specifies the maximum number of sessions with the same Agent Circuit ID that can be active on the same SAP or MSAP.
Allow No CID	Specifies whether PPPoE sessions without an Agent Circuit ID to be established on a SAP or MSAP with a max-sessions-per-cid limit configured (Yes, No).
PPP-Authentication	Specifies the PPP Authentication method (PAP, CHAP, pref-PAP or pref-CHAP).
PPP-CHAP Challenge	Specifies the minimum and maximum length of a PPP CHAP Challenge (in bytes).
PPP-Init-Delay (ms)	Specifies the delay in milliseconds for sending an LCP configure request after the discovery phase.
IPCP negotiate subnet	Specifies if IPCP subnet negotiation is enabled (Yes, No).
Unique SIDs-Per-SAP	Specifies the unique SIDs per-SAP (disabled, per-capture-sap, per-msap).
Reject-Disabled-Ncp	Specifies if an LCP protocol reject is sent for an unconfigured NCP (Yes, No).
Ignore-Magic-Num	Specifies if the LCP peer magic number should be ignored (Yes, No).
Session Timeout	Specifies the session timeout value in seconds (default = unlimited).

Label	Description
SID Allocation	Specifies the PPPoE Session ID allocation method (sequential, random).
PADO AC-Name	Specifies the AC name used in PADO messages.
Default username	Specifies the default username for PAP or CHAP authentication.
Default password	Specifies the default PAP password (Specified, Not specified).
Accept MRRU	Specifies to accept MRRU (true, false).
Request short sequence nr.	Specifies to request short sequence numbers (true, false).
Endpoint class	Specifies the endpoint class (null, ipv4-address or mac-address).
Endpoint address	Specifies the endpoint IPv4 or mac address.

Sample Output

```
# /show subscriber-mgmt ppp-policy "ppp-policy-1"
=====
PPP Policy "ppp-policy-1"
=====
Description          : (Not Specified)
Last Mgmt Change     : 01/09/2020 16:40:19
PPP-mtu              : N/A
Keepalive Interval   : 30s
Disable AC-Cookies   : No
Max Sessions-Per-Mac : 1
Allow Same CID       : No
Max Sessions-Per-Cid : 10
Allow No CID         : No
PPP-Authentication   : pref-CHAP
PPP-Init-Delay (ms)  : 0
Unique SIDs-Per-SAP  : disabled
Ignore-Magic-Num     : No
SID Allocation        : sequential
PADO AC-Name         : (Not Specified)
Default username     : (Not Specified)
Default password     : (Not Specified)
Force PPP-mtu >1492 : No
Keepalive Multiplier : 3
PADO Delay           : 0msec
Reply-On-PADT        : No
Re-establish Session : Disabled
PPP-CHAP Challenge   : 32 - 64
IPCP negotiate subnet : No
Reject-Disabled-Ncp  : No
Session Timeout      : unlimited
-----
PPP Custom Options
-----
Protocol Number Value
-----
No options configured.
-----
MLPPP
-----
Accept MRRU          : false
Request short sequence nr. : false
Endpoint class       : null
Endpoint address     : (Not Specified)
-----
```

19.84 pppoe

pppoe

Syntax

pppoe

Context

[\[Tree\]](#) (show>service>id pppoe)

Full Context

show service id pppoe

Description

Commands in this context display PPPoE information.

Platforms

7450 ESS, 7750 SR, 7750 SR-a, 7750 SR-e, 7750 SR-s, VSR

pppoe

Syntax

pppoe

Context

[\[Tree\]](#) (clear>call-trace pppoe)

Full Context

clear call-trace pppoe

Description

Commands in this context clear the PPPoE job.

Platforms

7450 ESS, 7750 SR, 7750 SR-a, 7750 SR-e, 7750 SR-s, VSR

pppoe

Syntax

pppoe

Context

[\[Tree\]](#) (clear>service>id pppoe)

Full Context

clear service id pppoe

Description

Commands in this context clear PPPoE-related data for the specified service.

Platforms

7450 ESS, 7750 SR, 7750 SR-a, 7750 SR-e, 7750 SR-s, VSR

19.85 pppoe-client

pppoe-client

Syntax

pppoe-client [**brg-id** *brg-ident*]

pppoe-client [**brg-id** *brg-ident*] [**detail**]

pppoe-client [**brg-id** *brg-ident*] [**statistics**]

Context

[\[Tree\]](#) (show>subscr-mgmt>vrgw>brg pppoe-client)

Full Context

show subscriber-mgmt vrgw brg pppoe-client

Description

This command displays information of PPPoE clients started by the vRGW.

Parameters

brg-ident

Specifies the string identifying the BRG, up to 32 characters maximum.

detail

Displays detailed PPPoE client information.

statistics

Displays PPPoE client statistics.

Platforms

7450 ESS, 7750 SR, 7750 SR-a, 7750 SR-e, 7750 SR-s, VSR

Output

The following output is an example of PPPoE client information.

Sample Output

```

Node# show subscriber-mgmt vrgw brg pppoe-client
=====
PPPoE Clients
=====
Id
  Svc-Id   MAC                PPPoE-Sid Up-Time
  IP-Address IPv6-Prefix
-----
00:0c:29:00:00:10
  20      00:0c:29:00:00:10 1          0d 00:00:05
  10.255.1.16    2001:db8:101::/64
-----
No. of PPPoE Clients: 1
=====
Node# show subscriber-mgmt vrgw brg pppoe-client detail
=====
PPPoE Clients detail
=====
Id                : 00:0c:29:00:00:10
Service Id       : 20
MAC Address      : 00:0c:29:00:00:10
Up Time         : 0d 00:00:27
Policy          : clnt_plcy
PPPoE Session Id : 1
Service Name     : (Not Specified)
AC MAC          : 08:06:ff:00:00:02
AC Name         : BNG
LCP State       : opened
IPCP State      : opened
IPv6CP State    : opened
Local Magic Num : 201366211
Remote Magic Num : 374038276
Remote MRU      : 1492
PPP User-Name   : 00:0c:29:00:00:10
PPP Auth-Protocol : none
IP Address      : 10.255.1.16
Primary DNS     : 1.1.1.1
Secondary DNS   : 1.1.2.2
Primary NBNS    : 2.2.1.1
Secondary NBNS  : 2.2.2.2
IPv6 Intf Id    : 02:0c:29:ff:fe:00:00:10
IPv6 Prefix     : 2001:db8:101::/64
Prefix Timeout  : 86375
Primary IPv6 DNS : 2001:db8:dddd:1::1
Secondary IPv6 DNS : 2001:db8:dddd:2::1
-----
No. of PPPoE Clients: 1
=====
Node# show subscriber-mgmt vrgw brg pppoe-client statistics
=====

```

```

PPPoE Clients statistics
=====
Id                : 00:0c:29:00:00:10
Packet Type      Received      Transmitted
PADI             -                1
PADO             1                -
PADR             -                1
PADS             1                -
PADT             0                0
Session          9                9
LCP Echo Request (since restart) 0                21
LCP Echo Reply   (since restart) 21               0
RS               -                1
RA               1                -
DHCP6 Info       -                1
DHCP6 Reply      1                -
-----
Rx Dropped       : 0
-----
No. of PPPoE Clients: 1
=====
  
```

pppoe-client

Syntax

pppoe-client

Context

[\[Tree\]](#) (tools>perform>subscr-mgmt>brg pppoe-client)

Full Context

tools perform subscriber-mgmt vrgw brg pppoe-client

Description

This command enables tools for controlling PPPoE clients in a BRG.

Platforms

7450 ESS, 7750 SR, 7750 SR-a, 7750 SR-e, 7750 SR-s, VSR

19.86 pppoe-client-policy

pppoe-client-policy

Syntax

pppoe-client-policy [*name*]

pppoe-client *name* associations

Context

[\[Tree\]](#) (show>subscr-mgmt pppoe-client-policy)

Full Context

show subscriber-mgmt pppoe-client-policy

Description

This command displays PPPoE client policy information.

Parameters

name

Specifies the PPPoE client policy name, up to 32 characters.

associations

Displays information associated with the policy.

Platforms

7450 ESS, 7750 SR, 7750 SR-a, 7750 SR-e, 7750 SR-s, VSR

19.87 prefix-ext-stats

prefix-ext-stats

Syntax

prefix-ext-stats *ipv6-address/prefix-length*

prefix-ext-stats pool *pool-name*

Context

[\[Tree\]](#) (show>router>dhcp6>server prefix-ext-stats)

Full Context

show router dhcp6 local-dhcp-server prefix-ext-stats

Description

This command displays extended statistics per DHCPv6 prefix in local DHCPv6 server.

The following statistics are included in output:

- The number of stable leases in the prefix
- The number of provisioned /64 address block in the prefix
- The number of used /64 address block in the prefix

- The number of free /64 address block in the prefix
- The percentage of used address (with /64 address block)
- The percentage of free address (with /64 address block)

For each statistic (except for Provisioned Addresses), there is current value and peak value, peak value is the highest value since prefix creation or last reset via command **clear>router rt-id>dhcp6>local-dhcp-server svr-name>prefix-ext-stats**.

When the **pool** parameter is used, the statistics of each prefix in the pool are displayed.

Parameters

ipv6-address/prefix-length

Specifies the IPv6 prefix.

pool-name

The name of DHCPv6 local server pool.

Platforms

7450 ESS, 7750 SR, 7750 SR-a, 7750 SR-e, 7750 SR-s, VSR

Output

The following output is an example of prefix extended stats information.

Sample Output

```
show router 500 dhcp6 local-dhcp-server "d6" prefix-ext-stats 2001:ABCD::/62
=====
Extended statistics for prefix 2001:ABCD::/62
=====
-----
Current      Peak      TimeStamp
-----
Local:
Failover Oper State   Active
Stable Leases        0          0      01/07/2013 19:54:52
Provisioned Blks     4
Used Blks            0          0      01/07/2013 19:54:52
Free Blks            4          4      01/07/2013 19:54:52
Used Pct              0          0      01/07/2013 19:54:52
Free Pct             100       100    01/07/2013 19:54:52
Last Reset Time      01/07/2013 19:54:52
-----
Number of entries    1
=====
```

[Table 381: Prefix Extended Statistics Field Descriptions](#) describes extended prefix statistics output fields.

Table 381: Prefix Extended Statistics Field Descriptions

Field	Description
Current	The current extended prefix statistics
Peak	The peak value since the last reset

Field	Description
TimeStamp	The date and time of the last reset
Failover Oper State	The operational state of the DHCP specified prefix
Stable Leases	The number of stable leases
Provisioned Blks	The number of provisioned blocks
Used Blks	The number of used blocks
Free Blks	The number of free blocks
Used Pct	The percentage of extended prefixes in use
Free Pct	The percentage of free prefixes in use
Last Reset Time	The date and time of the last reset
Number of entries	The total number of entries

prefix-ext-stats

Syntax

prefix-ext-stats *ipv6-address/prefix-length*

prefix-ext-stats pool *pool-name*

Context

[Tree] (clear>router>dhcp6>server prefix-ext-stats)

Full Context

clear router dhcp6 local-dhcp-server prefix-ext-stats

Description

This command reset the begin time of peak values in output of the **show router *rt-id* dhcp6 local-dhcp-server *svr-name* prefix-ext-stats** command/

Parameters

ipv6-address/prefix-length

Clears information about the specified IPv6 prefix.

pool-name

Clears information about the specified local DHCPv6 server pool name.

Platforms

7450 ESS, 7750 SR, 7750 SR-a, 7750 SR-e, 7750 SR-s, VSR

19.88 prefix-label

prefix-label

Syntax

prefix-label

Context

[\[Tree\]](#) (show>router>bgp prefix-label)

Full Context

show router bgp prefix-label

Description

This command displays BGP Prefix label information.

Platforms

All

19.89 prefix-sids

prefix-sids

Syntax

prefix-sids [ipv4-unicast | ipv6-unicast | ipv4-multicast | ipv6-multicast | mt *mt-id-number*] [ip-
prefix[/prefix-length]] [sid *sid*] [adv-router *system-id* | *hostname*] [srms | no-srms] [algo *algo-id*]

Context

[\[Tree\]](#) (show>router>isis prefix-sids)

Full Context

show router isis prefix-sids

Description

This command displays IS-IS prefix SIDs.

Parameters

ipv4-unicast

Displays IPv4 unicast parameters.

ipv6-unicast

Displays IPv6 unicast parameters.

ipv4-multicast

Displays IPv4 multicast parameters.

ipv6-multicast

Displays IPv6 multicast parameters.

mt-id-number

Displays multi-topology parameters.

Values 0, 2, 3, 4

ip-prefix[/prefix-length]

Displays information about the specified IP prefix and length.

Values ipv4-prefix:

- a.b.c.d (host bits must be 0)

ipv4-prefix-length: [0 to 32]

ipv6-prefix-length:

- x:x:x:x:x:x:x (eight 16-bit pieces)
- x:x:x:x:x:d.d.d.d
- x: [0 to FFFF]H
- d: [0 to 255]D
- ipv6-prefix-length: [0 to 128]

sid

Displays information for the specific segment identifier.

Values 0 to 524287

system-id | hostname

Displays information for the specific IS-IS advertising router. Host name up to 38 characters.

srms

Displays parameters filtered for segment routing mapping server.

no-srms

Displays parameters filtered for no segment routing mapping server.

algo-id

Displays information for the specified algorithm.

Values 0 to 255

Platforms

All

Output

The following outputs are examples of prefix SID information, and [Table 382: IS-IS Prefix SIDs Output Fields](#) describes the output fields.

Sample Output

```
*A:Dut-B#
*A:Dut-B# show router isis 0 prefix-sids
=====
Rtr Base ISIS Instance 0 Prefix/SID Table
=====
```

Prefix	SID	Lvl/Typ Algo	SRMS MT	AdvRtr Flags
10.20.1.1/32	1	2/Int. 0	N 0	Dut-A NnP
10.20.1.1/32	11	2/Int. 128	N 0	Dut-A NnP
10.20.1.2/32	2	1/Int. 0	N 0	Dut-B NnP
10.20.1.2/32	12	1/Int. 128	N 0	Dut-B NnP
10.20.1.2/32	2	2/Int. 0	N 0	Dut-B NnP
10.20.1.2/32	12	2/Int. 128	N 0	Dut-B NnP
10.20.1.3/32	3	2/Int. 0	N 0	Dut-C NnP
10.20.1.3/32	13	2/Int. 128	N 0	Dut-C NnP
10.20.1.4/32	4	2/Int. 0	N 0	Dut-B RNnP
10.20.1.4/32	14	2/Int. 128	N 0	Dut-B RNnP
10.20.1.4/32	4	1/Int. 0	N 0	Dut-D NnP
10.20.1.4/32	14	1/Int. 128	N 0	Dut-D NnP

```
-----
No. of Prefix/SIDs: 12 (4 unique)
-----
SRMS : Y/N = prefix SID advertised by SR Mapping Server (Y) or not (N)
        S   = SRMS prefix SID is selected to be programmed
Flags: R   = Re-advertisement
        N   = Node-SID
        nP  = no penultimate hop POP
E      = Explicit-Null
        V   = Prefix-SID carries a value
        L   = value/index has local significance
=====

*A:Dut-B# show router isis 0 prefix-sids algo 128
=====
Rtr Base ISIS Instance 0 Prefix/SID Table
=====
```

Prefix	SID	Lvl/Typ Algo	SRMS MT	AdvRtr Flags
10.20.1.1/32	11	2/Int. 128	N 0	Dut-A NnP
10.20.1.2/32	12	1/Int. 128	N 0	Dut-B NnP
10.20.1.2/32	12	2/Int.	N	Dut-B


```

10.20.1.3/32          13          128          0          N          NnP
                   2/Int.          0          Dut-C
10.20.1.4/32          14          128          0          N          NnP
                   2/Int.          0          Dut-B
10.20.1.4/32          14          128          0          N          RNnP
                   1/Int.          0          Dut-D
                   128          0          NnP
-----
No. of Prefix/SIDs: 6 (4 unique)
-----
SRMS : Y/N = prefix SID advertised by SR Mapping Server (Y) or not (N)
      S   = SRMS prefix SID is selected to be programmed
Flags: R   = Re-advertisement
      N   = Node-SID
      nP  = no penultimate hop POP
      E   = Explicit-Null
      V   = Prefix-SID carries a value
      L   = value/index has local significance
=====

```

Sample Output

```

A:Dut-A>config>router# show router isis prefix-sids
=====
Rtr Base ISIS Instance 0 Prefix/SID Table
=====
Prefix                SID          Lvl/Typ    SRMS    AdvRtr
                   Shared                               MT      Flags
-----
1.0.0.1/32            4001         1/Int.     N        Dut-A
                   Yes                               0        NnP
1.0.0.1/32            4001         2/Int.     N        Dut-A
                   Yes                               0        NnP
10.20.0.1/32          301          1/Int.     N        Dut-A
                   No                                0        NnP
10.20.0.1/32          301          2/Int.     N        Dut-A
                   No                                0        NnP
10.20.0.2/32          402          1/Int.     N        Dut-B
                   N.A.                              0        NnP
10.20.0.2/32          402          2/Int.     N        Dut-B
                   N.A.                              0        NnP
3ffe::100:1/128       6001         1/Int.     N        Dut-A
                   Yes                               0        NnP
3ffe::100:1/128       6001         2/Int.     N        Dut-A
                   Yes                               0        NnP
3ffe::a14:1/128       401          1/Int.     N        Dut-A
                   No                                0        NnP
3ffe::a14:1/128       401          2/Int.     N        Dut-A
                   No                                0        NnP
3ffe::a14:2/128       402          1/Int.     N        Dut-B
                   N.A.                              0        NnP
3ffe::a14:2/128       402          2/Int.     N        Dut-B
                   N.A.                              0        NnP
-----
No. of Prefix/SIDs: 12 (6 unique)
-----
SRMS:  Y/N = prefix SID advertised by SR Mapping Server (Y) or not (N)
      S   = SRMS prefix SID is selected to be programmed
Flags:  R   = Re-advertisement
      N   = Node-SID
      nP  = no penultimate hop POP
      E   = Explicit-Null
      V   = Prefix-SID carries a value

```

```

    L   = value/index has local significance
  Shared: Yes = local shared Node-SID
          No  = not a local shared Node-SID
          N.A. = not applicable for Remote prefix-sid
  =====
  *A:Dut-C#
  
```

Table 382: IS-IS Prefix SIDs Output Fields

Label	Description
Prefix	Displays the IP prefix for the SID
SID	Displays the SID value
Adv-Rtr	Displays the IP address of the advertised router
SRMS	Displays whether the prefix SID is advertised by the SR mapping server (Y or N) or selected to be programmed (S)
Flags	Displays the SID flags
No. of Prefix/SIDs	Displays the number of Prefix/SIDs

prefix-sids

Syntax

prefix-sids [*ip-prefix[/prefix-length]*] [**sid** *sid*] [**adv-router** *router-id*] [**algo** *algo-id*]

Context

[\[Tree\]](#) (show>router>ospf prefix-sids)

Full Context

show router ospf prefix-sids

Description

This command displays OSPF prefix SIDs.

Parameters

ip-prefix[/prefix-length]

Displays information about the specified IP prefix and length, up to 64 characters.

sid

Displays information for the specific segment identifier.

Values 0 to 524287

router-id

Displays information for the specific advertising router identified by its router identifier.

algo-id

Displays the algorithm identifier.

Values 0 to 255

Platforms

All

Output

The following outputs are examples of OSPF prefix SIDs information, and [Table 383: OSPF Prefix SIDs Output Fields](#) describes the output fields.

Sample Output

```
*A:Dut-F# show router ospf prefix-sids
=====
Rtr Base OSPFv2 Instance 0 Prefix-Sids
=====
Prefix                               Area          RtType        SID
Adv-Rtr                               Flags
-----
1.0.11.1/32                          0.0.0.0      INTER-AREA    4
                                           10.20.1.2    NnP
1.0.11.1/32                          0.0.0.1      INTRA-AREA    4
                                           10.20.1.1    NnP
1.0.11.1/32                          0.0.0.1      INTRA-AREA    999
                                           10.20.1.3    NnPB
1.0.22.2/32                          0.0.0.0      INTER-AREA    5
                                           10.20.1.2    NnPA
1.0.22.2/32                          0.0.0.1      INTRA-AREA    5
                                           10.20.1.2    NnP
1.0.22.2/32                          0.0.0.1      INTRA-AREA    996
                                           10.20.1.6    NnPB
1.0.33.3/32                          0.0.0.0      INTER-AREA    0
                                           10.20.1.2    NnP
1.0.33.3/32                          0.0.0.1      INTRA-AREA    0
                                           10.20.1.3    NnP
1.0.33.3/32                          0.0.0.1      INTRA-AREA    998
                                           10.20.1.1    NnPB
1.0.44.4/32                          0.0.0.0      INTRA-AREA    1
                                           10.20.1.4    NnP
1.0.44.4/32                          0.0.0.0      INTRA-AREA    994
                                           10.20.1.5    NnPB
1.0.44.4/32                          0.0.0.1      INTER-AREA    1
                                           10.20.1.2    NnP
1.0.55.5/32                          0.0.0.0      INTRA-AREA    2
                                           10.20.1.5    NnP
1.0.55.5/32                          0.0.0.0      INTRA-AREA    995
                                           10.20.1.4    NnPB
1.0.55.5/32                          0.0.0.1      INTER-AREA    2
                                           10.20.1.2    NnP
1.0.66.6/32                          0.0.0.0      INTER-AREA    3
                                           10.20.1.2    NnP
1.0.66.6/32                          0.0.0.1      INTRA-AREA    3
                                           10.20.1.6    NnP
1.0.66.6/32                          0.0.0.1      INTRA-AREA    997
                                           10.20.1.2    NnPB
10.20.1.1/32                         0.0.0.0      INTER-AREA    10
                                           10.20.1.2    NnP
10.20.1.1/32                         0.0.0.1      INTRA-AREA    10
```

```

10.20.1.2/32      10.20.1.1      NnP
                  0.0.0.0      INTRA-AREA    11
10.20.1.2/32      10.20.1.2      NnP
                  0.0.0.1      INTER-AREA    11
10.20.1.3/32      10.20.1.2      NnPA
                  0.0.0.0      INTER-AREA    6
10.20.1.3/32      10.20.1.2      NnP
                  0.0.0.1      INTRA-AREA    6
10.20.1.4/32      10.20.1.3      NnP
                  0.0.0.0      INTRA-AREA    7
10.20.1.4/32      10.20.1.4      NnP
                  0.0.0.1      INTER-AREA    7
10.20.1.5/32      10.20.1.2      NnP
                  0.0.0.0      INTRA-AREA    8
10.20.1.5/32      10.20.1.5      NnP
                  0.0.0.1      INTER-AREA    8
10.20.1.6/32      10.20.1.2      NnP
                  0.0.0.0      INTRA-AREA    9
10.20.1.6/32      10.20.1.6      NnP
                  0.0.0.1      INTER-AREA    9
10.20.1.6/32      10.20.1.2      NnP
  
```

 No. of Prefix/SIDs: 30

SID Flags : N = Node-SID
 nP = no penultimate hop POP
 M = Mapping server
 E = Explicit-Null
 V = Prefix-SID carries a value
 L = value/index has local significance
 I = Inter Area flag
 A = Attached flag
 B = Backup flag

=====
 *A:Dut-F#

*A:Dut-C# show router ospf prefix-sids sid 66

=====
 Rtr Base OSPFv2 Instance 0 Prefix-Sids

```

Prefix          Area          RtType      SID
                Adv-Rtr       Active      Flags
-----
10.20.1.6/32    0.0.0.0      INTER-AREA  66
                10.20.1.4    N          NnP
10.20.1.6/32    0.0.0.0      INTER-AREA  66
                10.20.1.5    Y          NnP
10.20.1.6/32    0.0.0.1      INTER-AREA  66
                10.20.1.2    N          NnP
  
```

 No. of Prefix/SIDs: 3

Flags: N = Node-SID
 nP = no penultimate hop POP
 M = Mapping server
 E = Explicit-Null
 V = Prefix-SID carries a value
 L = value/index has local significance
 I = Inter Area flag
 A = Attached flag

=====
 *A:Dut-C#

*A:Dut-C>config>router>ospf3# show router ospf3 0 prefix-sids

=====
 Rtr Base OSPFv3 Instance 0 Prefix-Sids
 =====

Prefix	Area Adv-Rtr	RtType SRMS	SID Flags
3ffe::100:b01/128	0.0.0.1 10.20.1.1	INTRA-AREA N	4 NnPA
3ffe::100:1602/128	0.0.0.1 10.20.1.2	INTRA-AREA N	5 NnPA
3ffe::100:2103/128	0.0.0.1 10.20.1.3	INTRA-AREA N	0 NnPA
3ffe::100:2c04/128	0.0.0.1 10.20.1.2	INTER-AREA N	1 NnP
3ffe::100:2c04/128	0.0.0.1 10.20.1.6	INTER-AREA N	1 NnP
3ffe::100:3705/128	0.0.0.1 10.20.1.2	INTER-AREA N	2 NnP
3ffe::100:3705/128	0.0.0.1 10.20.1.6	INTER-AREA N	2 NnP
3ffe::100:4206/128	0.0.0.1 10.20.1.6	INTRA-AREA N	3 NnPA
3ffe::a14:101/128	0.0.0.1 10.20.1.1	INTRA-AREA N	10 NnPA
3ffe::a14:102/128	0.0.0.1 10.20.1.2	INTER-AREA N	11 NnPA
3ffe::a14:102/128	0.0.0.1 10.20.1.6	INTER-AREA N	11 NnP
3ffe::a14:103/128	0.0.0.1 10.20.1.3	INTRA-AREA N	6 NnPA
3ffe::a14:104/128	0.0.0.1 10.20.1.2	INTER-AREA N	7 NnP
3ffe::a14:104/128	0.0.0.1 10.20.1.6	INTER-AREA N	7 NnP
3ffe::a14:105/128	0.0.0.1 10.20.1.2	INTER-AREA N	8 NnP
3ffe::a14:105/128	0.0.0.1 10.20.1.6	INTER-AREA N	8 NnP
3ffe::a14:106/128	0.0.0.1 10.20.1.2	INTER-AREA N	9 NnP
3ffe::a14:106/128	0.0.0.1 10.20.1.6	INTER-AREA N	9 NnPA

 No. of Prefix/SIDs: 18
 SRMS : Y/N = prefix SID advertised by SR Mapping Server (Y) or not (N)
 S = SRMS prefix SID is selected to be programmed
 SID Flags : N = Node-SID
 nP = no penultimate hop POP
 M = Mapping server
 E = Explicit-Null
 V = Prefix-SID carries a value
 L = value/index has local significance
 I = Inter Area flag
 A = Attached flag
 B = Backup flag
 =====

*A:Dut-C#
 *A:Dut-C# show router ospf prefix-sids
 =====

Rtr Base OSPFv2 Instance 0 Prefix-Sids
 =====

Prefix	Area	RtType	SID
--------	------	--------	-----

```

Algo                Adv-Rtr          SRMS           Flags
-----
10.20.1.2/32        0.0.0.0         INTRA-AREA 2
0                   10.20.1.2       N            NnP
10.20.1.2/32        0.0.0.0         INTRA-AREA 1282
128                 10.20.1.2       N            NnP
10.20.1.3/32        0.0.0.0         INTRA-AREA 3
0                   10.20.1.3       N            NnP
10.20.1.3/32        0.0.0.0         INTRA-AREA 1283
128                 10.20.1.3       N            NnP
10.20.1.5/32        0.0.0.0         INTRA-AREA 5
0                   10.20.1.5       N            NnP
10.20.1.5/32        0.0.0.0         INTRA-AREA 1285
128                 10.20.1.5       N            NnP
-----
No. of Prefix/SIDs: 6
SRMS      : Y/N = prefix SID advertised by SR Mapping Server (Y) or not (N)
           S = SRMS prefix SID is selected to be programmed
SID Flags : N = Node-SID
           nP = no penultimate hop POP
           M = Mapping server
           E = Explicit-Null
           V = Prefix-SID carries a value
           L = value/index has local significance
           I = Inter Area flag
           A = Attached flag
           B = Backup flag
=====
*A:Dut-C#
*A:Dut-C#
*A:Dut-C#
*A:Dut-C# show router ospf prefix-sids algo 128
=====
Rtr Base OSPFv2 Instance 0 Prefix-Sids
=====
Prefix          Area          RtType        SID
Algo            Adv-Rtr       SRMS          Flags
-----
10.20.1.2/32    0.0.0.0       INTRA-AREA 1282
128             10.20.1.2     N            NnP
10.20.1.3/32    0.0.0.0       INTRA-AREA 1283
128             10.20.1.3     N            NnP
10.20.1.5/32    0.0.0.0       INTRA-AREA 1285
128             10.20.1.5     N            NnP
-----
No. of Prefix/SIDs: 3
SRMS      : Y/N = prefix SID advertised by SR Mapping Server (Y) or not (N)
           S = SRMS prefix SID is selected to be programmed
SID Flags : N = Node-SID
           nP = no penultimate hop POP
           M = Mapping server
           E = Explicit-Null
           V = Prefix-SID carries a value
           L = value/index has local significance
           I = Inter Area flag
           A = Attached flag
           B = Backup flag
=====
*A:Dut-C#

```

Sample Output

```
A:Dut-A>config>router# show router ospf prefix-sids
```

```

=====
Rtr Base OSPFv2 Instance 0 Prefix-Sids
=====
Prefix                Area          RtType      SID          Shared
                    Adv-Rtr      SRMS        Flags
-----
1.0.0.1/32            0.0.0.0      INTRA-AREA 4001        Yes
                    10.20.0.1    N          NnP
10.20.0.1/32         0.0.0.0      INTRA-AREA 101         No
                    10.20.0.1    N          NnP
10.20.0.2/32         0.0.0.0      INTRA-AREA 402         N.A.
                    10.20.0.2    N          NnP
-----
No. of Prefix/SIDs: 3
SRMS      : Y/N = prefix SID advertised by SR Mapping Server (Y) or not (N)
           S   = SRMS prefix SID is selected to be programmed
SID Flags : N = Node-SID
           nP = no penultimate hop POP
           M = Mapping server
           E = Explicit-Null
           V = Prefix-SID carries a value
           L = value/index has local significance
           I = Inter Area flag
           A = Attached flag
           B = Backup flag
Shared    : Yes  = local shared Node-SID
           No   = not a local shared Node-SID
           N.A. = not applicable for Remote prefix-sid
=====
  
```

Table 383: OSPF Prefix SIDs Output Fields

Label	Description
Prefix	Displays the IP prefix for the SID
Area	Displays the OSPF area
RtType	Displays the route type (INTRA-AREA or INTER-AREA)
SID	Displays the SID value
Adv-Rtr	Displays the IP address of the advertised router
SRMS	Displays whether the prefix SID is advertised by the SR mapping server (Y or N) or selected to be programmed (S)
Flags	Displays the SID flags
No. of Prefix/SIDs	Displays the number of Prefix/SIDs

prefix-sids

Syntax

prefix-sids [*ip-prefix[/prefix-length]*] [**sid** *sid*] [**adv-router** *router-id*]

Context

[\[Tree\]](#) (show>router>ospf3 prefix-sids)

Full Context

show router ospf3 prefix-sids

Description

This command displays OSPF prefix SIDs.

Parameters

ip-prefix[/prefix-length]

Displays information about the specified IP prefix and length, up to 64 characters.

sid

Displays information for the specific segment identifier.

Values 0 to 524287

router-id

Displays information for the specific advertising router identified by its router ID.

Platforms

All

Output

The following outputs are examples of OSPFv3 prefix SIDs information, and [Table 384: OSPFv3 Prefix SIDs Output Fields](#) describes the output fields.

Sample Output

```
*A:Dut-F# show router ospf prefix-sids
=====
Rtr Base OSPFv2 Instance 0 Prefix-Sids
=====
Prefix                               Area          RtType        SID
                                   Adv-Rtr
-----
1.0.11.1/32                          0.0.0.0      INTER-AREA   4
                                   10.20.1.2   NnP
1.0.11.1/32                          0.0.0.1      INTRA-AREA   4
                                   10.20.1.1   NnP
1.0.11.1/32                          0.0.0.1      INTRA-AREA   999
                                   10.20.1.3   NnPB
1.0.22.2/32                          0.0.0.0      INTER-AREA   5
                                   10.20.1.2   NnPA
1.0.22.2/32                          0.0.0.1      INTRA-AREA   5
                                   10.20.1.2   NnP
1.0.22.2/32                          0.0.0.1      INTRA-AREA   996
                                   10.20.1.6   NnPB
1.0.33.3/32                          0.0.0.0      INTER-AREA   0
                                   10.20.1.2   NnP
1.0.33.3/32                          0.0.0.1      INTRA-AREA   0
                                   10.20.1.3   NnP
1.0.33.3/32                          0.0.0.1      INTRA-AREA   998
```


1.0.44.4/32	10.20.1.1		NnPB
	0.0.0.0	INTRA-AREA	1
1.0.44.4/32	10.20.1.4		NnP
	0.0.0.0	INTRA-AREA	994
1.0.44.4/32	10.20.1.5		NnPB
	0.0.0.1	INTER-AREA	1
1.0.55.5/32	10.20.1.2		NnP
	0.0.0.0	INTRA-AREA	2
1.0.55.5/32	10.20.1.5		NnP
	0.0.0.0	INTRA-AREA	995
1.0.55.5/32	10.20.1.4		NnPB
	0.0.0.1	INTER-AREA	2
1.0.66.6/32	10.20.1.2		NnP
	0.0.0.0	INTER-AREA	3
1.0.66.6/32	10.20.1.2		NnP
	0.0.0.1	INTRA-AREA	3
1.0.66.6/32	10.20.1.6		NnP
	0.0.0.1	INTRA-AREA	997
10.20.1.1/32	10.20.1.2		NnPB
	0.0.0.0	INTER-AREA	10
10.20.1.1/32	10.20.1.2		NnP
	0.0.0.1	INTRA-AREA	10
10.20.1.2/32	10.20.1.1		NnP
	0.0.0.0	INTRA-AREA	11
10.20.1.2/32	10.20.1.2		NnP
	0.0.0.1	INTER-AREA	11
10.20.1.3/32	10.20.1.2		NnPA
	0.0.0.0	INTER-AREA	6
10.20.1.3/32	10.20.1.2		NnP
	0.0.0.1	INTRA-AREA	6
10.20.1.4/32	10.20.1.3		NnP
	0.0.0.0	INTRA-AREA	7
10.20.1.4/32	10.20.1.4		NnP
	0.0.0.1	INTER-AREA	7
10.20.1.5/32	10.20.1.2		NnP
	0.0.0.0	INTRA-AREA	8
10.20.1.5/32	10.20.1.5		NnP
	0.0.0.1	INTER-AREA	8
10.20.1.6/32	10.20.1.2		NnP
	0.0.0.0	INTRA-AREA	9
10.20.1.6/32	10.20.1.6		NnP
	0.0.0.1	INTER-AREA	9
	10.20.1.2		NnP

 No. of Prefix/SIDs: 30

SID Flags : N = Node-SID

nP = no penultimate hop POP

M = Mapping server

E = Explicit-Null

V = Prefix-SID carries a value

L = value/index has local significance

I = Inter Area flag

A = Attached flag

B = Backup flag

=====
 *A:Dut-F#

*A:Dut-C# show router ospf prefix-sids sid 66

=====
 Rtr Base OSPFv2 Instance 0 Prefix-Sids

=====

Prefix	Area Adv-Rtr	RtType Active	SID Flags
--------	-----------------	------------------	--------------

 =====

```
-----
10.20.1.6/32          0.0.0.0      INTER-AREA 66
                    10.20.1.4      N          NnP
10.20.1.6/32          0.0.0.0      INTER-AREA 66
                    10.20.1.5      Y          NnP
10.20.1.6/32          0.0.0.1      INTER-AREA 66
                    10.20.1.2      N          NnP
-----
```

```
No. of Prefix/SIDs: 3
Flags: N = Node-SID
      nP = no penultimate hop POP
      M = Mapping server
      E = Explicit-Null
      V = Prefix-SID carries a value
      L = value/index has local significance
      I = Inter Area flag
      A = Attached flag
=====
```

*A:Dut-C#

```
*A:Dut-C>config>router>ospf3# show router ospf3 0 prefix-sids
```

```
=====
Rtr Base OSPFv3 Instance 0 Prefix-Sids
=====
```

Prefix	Area Adv-Rtr	RtType SRMS	SID Flags
3ffe::100:b01/128	0.0.0.1 10.20.1.1	INTRA-AREA N	4 NnPA
3ffe::100:1602/128	0.0.0.1 10.20.1.2	INTRA-AREA N	5 NnPA
3ffe::100:2103/128	0.0.0.1 10.20.1.3	INTRA-AREA N	0 NnPA
3ffe::100:2c04/128	0.0.0.1 10.20.1.2	INTER-AREA N	1 NnP
3ffe::100:2c04/128	0.0.0.1 10.20.1.6	INTER-AREA N	1 NnP
3ffe::100:3705/128	0.0.0.1 10.20.1.2	INTER-AREA N	2 NnP
3ffe::100:3705/128	0.0.0.1 10.20.1.6	INTER-AREA N	2 NnP
3ffe::100:4206/128	0.0.0.1 10.20.1.6	INTRA-AREA N	3 NnPA
3ffe::a14:101/128	0.0.0.1 10.20.1.1	INTRA-AREA N	10 NnPA
3ffe::a14:102/128	0.0.0.1 10.20.1.2	INTER-AREA N	11 NnPA
3ffe::a14:102/128	0.0.0.1 10.20.1.6	INTER-AREA N	11 NnP
3ffe::a14:103/128	0.0.0.1 10.20.1.3	INTRA-AREA N	6 NnPA
3ffe::a14:104/128	0.0.0.1 10.20.1.2	INTER-AREA N	7 NnP
3ffe::a14:104/128	0.0.0.1 10.20.1.6	INTER-AREA N	7 NnP
3ffe::a14:105/128	0.0.0.1 10.20.1.2	INTER-AREA N	8 NnP
3ffe::a14:105/128	0.0.0.1 10.20.1.6	INTER-AREA N	8 NnP
3ffe::a14:106/128	0.0.0.1 10.20.1.2	INTER-AREA N	9 NnP
3ffe::a14:106/128	0.0.0.1 10.20.1.6	INTER-AREA N	9 NnPA

```

-----
No. of Prefix/SIDs: 18
SRMS      : Y/N = prefix SID advertised by SR Mapping Server (Y) or not (N)
           S   = SRMS prefix SID is selected to be programmed
SID Flags : N = Node-SID
           nP = no penultimate hop POP
           M = Mapping server
           E = Explicit-Null
           V = Prefix-SID carries a value
           L = value/index has local significance
           I = Inter Area flag
           A = Attached flag
           B = Backup flag
=====
  
```

Sample Output

```

A:Dut-A>config>router# show router ospf3 prefix-sids
=====
Rtr Base OSPFv3 Instance 0 Prefix-Sids
=====
Prefix                Area          RtType   SID      Shared
                   Adv-Rtr      SRMS     Flags
-----
3ffe::100:1/128      0.0.0.0      INTRA-AREA 6001     Yes
                   10.20.0.1      N          NnPA
3ffe::a14:1/128     0.0.0.0      INTRA-AREA 201      No
                   10.20.0.1      N          NnPA
3ffe::a14:2/128     0.0.0.0      INTRA-AREA 402      N.A.
                   10.20.0.2      N          NnPA
-----
No. of Prefix/SIDs: 3
SRMS      : Y/N = prefix SID advertised by SR Mapping Server (Y) or not (N)
           S   = SRMS prefix SID is selected to be programmed
SID Flags : N = Node-SID
           nP = no penultimate hop POP
           M = Mapping server
           E = Explicit-Null
           V = Prefix-SID carries a value
           L = value/index has local significance
           I = Inter Area flag
           A = Attached flag
           B = Backup flag
Shared    : Yes  = local shared Node-SID
           No   = not a local shared Node-SID
           N.A. = not applicable for Remote prefix-sid
=====
  
```

Table 384: OSPFv3 Prefix SIDs Output Fields

Label	Description
Prefix	Displays the IP prefix for the SID
Area	Displays the OSPF area
RtType	Displays the route type (INTRA-AREA or INTER-AREA)
SID	Displays the SID value

Label	Description
Adv-Rtr	Displays the IP address of the advertised router
SRMS	Displays whether the prefix SID is advertised by the SR mapping server (Y or N) or selected to be programmed (S)
Flags	Displays the SID flags
No. of Prefix/SIDs	Displays the number of Prefix/SIDs

prefix-sids

Syntax

prefix-sids [**interface** *ip-int-name*] [**ipv4** | **ipv6**]

Context

[\[Tree\]](#) (show>router>seg-rt>sr-mpls prefix-sids)

Full Context

show router segment-routing sr-mpls prefix-sids

Description

This command displays information about the prefix SIDs and their state on the router.

Parameters

ip-int-name

Displays information about the specified interface, up to 32 characters.

ipv4

Displays the prefix SIDs that are IPv4 capable.

ipv6

Displays the prefix SIDs that are IPv6 capable.

Platforms

All

Output

The following output is an example of prefix SIDs information, and [Table 385: Prefix SIDs Output Fields](#) describes the output fields.

Sample Output

```
*A:Dut-A# show router segment-routing sr-mpls prefix-sids
=====
Rtr Base SR-MPLS Prefix-SIDs
=====
```

```

Interface Name           AF      SID      Label      State
-----
System                  IPv4    123      100123     enabled
System                  IPv6    234      100234     ifFailed
loopback.0              IPv4    345      100345     ifDown
loopback.0              IPv6    456      100456     ifDown
loopback.4              IPv4    567      100567     failed
loopback.4              IPv6    -        -          adminDown
loopback.6              IPv4    -        -          adminDown
loopback.6              IPv6    678      100678     notPref
-----
No. of Prefix-SIDs: 4
=====
  
```

Table 385: Prefix SIDs Output Fields

Label	Description
Interface Name	The name of the loopback or system interface
AF	The address family associated with the prefix SID
SID	The SID index
Label	The SID label
State	The operational state of the prefix SID <ul style="list-style-type: none"> • enabled — Operational state up • adminDown — Administrative state down (for example, no SID configured) • failed — Operational state down due to failure (for example, resource allocation failure) • ifDown — The interface is down • ifFailed — Interface configuration failure (for example, the interface is not a loopback)

19.90 prefix-stats

prefix-stats

Syntax

prefix-stats *ipv6-address/prefix-length*

prefix-stats pool *pool-name*

Context

[\[Tree\]](#) (show>router>dhcp6>local-dhcp-server prefix-stats)

Full Context

```
show router dhcp6 local-dhcp-server prefix-stats
```

Description

This command displays prefix statistics.

Parameters

ipv6-address

Specifies the base IP address of the subnet. This address must be unique within the subnet and specified in dotted decimal notation. Allowed values are IP addresses in the range 1.0.0.0 – 223.255.255.255 (with support of /31 subnets).

pool-name

Specifies the name of DHCPv6 local server pool.

Platforms

7450 ESS, 7750 SR, 7750 SR-a, 7750 SR-e, 7750 SR-s, VSR

19.91 prefix-threshold-stats

prefix-threshold-stats

Syntax

```
prefix-threshold-stats pool pool-name detail [ format {exact | scientific}]
```

```
prefix-threshold-stats pool pool-name
```

```
prefix-threshold-stats ipv6-address/prefix-length detail [format {exact | scientific}]
```

```
prefix-threshold-stats ipv6-address/prefix-length
```

Context

[\[Tree\]](#) (show>router>dhcp6>server prefix-threshold-stats)

Full Context

```
show router dhcp6 local-dhcp-server prefix-threshold-stats
```

Description

This commands displays prefix level threshold stats of local DHCPv6 server prefix. A minimum-free threshold needs to be configured before system collects threshold stats for the prefix.

The stats for each threshold are calculated based on the configured minimum-free prefix length.

For example, a /59 prefix is provision in the local DHCPv6 server, and the server allocated two PD leases, one /62 and one /63. And there is a /63 minimum threshold configured. The threshold stats are calculated based on /63 as the base unit (block). Then the value of the current used block would be 3 because there is one /62 lease and one /63 lease, that equals to a total three /63.

Parameters

pool *pool-name*

Specifies the name of the pool in local DHCPv6 server, up to 32 characters.

detail

Displays detailed output statistics.

format

Specifies that the number format in the display is either **exact** or **scientific**.

ipv6-address/prefix-length

Specifies the IPv6 prefix with prefix length.

Values

ipv6-address x:x:x:x:x:x:x (eight 16-bit pieces)

x:x:x:x:x:d.d.d.d

x [0 to FFFF]H

d [0 to 255]D

prefix-length [1 to 128]

Platforms

7450 ESS, 7750 SR, 7750 SR-a, 7750 SR-e, 7750 SR-s, VSR

Output

The following output is an example of prefix threshold information.

Sample Output

```

show router 500 dhcp6 local-dhcp-server "d6" leases
=====
Leases for DHCPv6 server d6
=====
IP Address/Prefix          Lease State      Remaining      Fail
Link-local Address        LifeTime        Ctrl
-----
8888:0:0:ffe0:db8:/62
  fe80::3:ffff:fe00:db8:111      stable          18h19m2s      local
8888:0:0:ffe4::/63
  fe80::3:ffff:fe00:db8:211      stable          19h49m37s     local
-----
2 leases found
=====
show router 500 dhcp6 local-dhcp-server "d6" prefix-threshold-stats pool "1"
=====
Server "d6"
=====
Operational state          : inService
-----
Pool                        : 1
-----
Stable leases              : 2
Advertised leases          : 0
-----

```

```

Prefix          : 8888:0:0:ffe0:db8:/59
-----
Stable leases   : 2
Advertised leases : 0
Draining        : N
-----
Threshold  Used  Peak  Too low  Depleted  Peak timestamp
-----
/62        25%  25%  Y        N        01/20/2015 23:51:36
/63        19%  19%  N        N        01/21/2015 05:00:53
=====
  
```

The command shown above displays an overview of prefix level thresholds in the specified pool:

- The **Peak** field indicates the peak value of used.
- The **Too low** field indicate if the configured minimum-free threshold is exceeded.
- The **Depleted** field indicate if there is no available prefix with the length in the provisioned prefix.
- The **Peak** timestamp field indicates the time of peak used value.

```

show router 500 dhcp6 local-dhcp-server "d6" prefix-threshold-stats pool "1" detail
=====
Server "d6"
=====
Operational state : inService
-----
Pool              : 1
-----
Stable leases     : 2
Advertised leases : 0
-----
Prefix           : 8888:0:0:ffe0:./59
-----
Stable leases     : 2
Advertised leases : 0
Draining          : N
-----
Threshold        : /62
-----
Current Provisioned Blks : 8.000000x10^0
Current Used Blks       : 2.000000x10^0
Current Free Blks       : 6.000000x10^0
Current Used Percent    : 25%
Current Used Peak Blks  : 2.000000x10^0
Current Used Peak Percent : 25%
Current Used Peak Time  : 01/21/2015 21:59:02
Current Free Percent    : 75%
Current Free Too Low    : N
Current Free Depleted   : N
Local Provisioned Blks  : 8.000000x10^0
Local Used Blks         : 2.000000x10^0
Local Free Blks         : 6.000000x10^0
Local Used Peak Blks    : 2.000000x10^0
Local Used Peak Percent  : 25%
Local Used Peak Time    : 01/21/2015 21:59:02
Remote Provisioned Blks : 0.000000x10^0
Remote Used Blks        : 0.000000x10^0
Remote Free Blks        : 0.000000x10^0
Remote Used Peak Blks   : 0.000000x10^0
Remote Used Peak Percent : 0%
Remote Used Peak Time   : 01/21/2015 21:59:02
  
```



```

Peak Reset Time      : 01/21/2015 21:59:02
Valid Data          : Y
-----
Threshold           : /63
-----
Current Provisioned Blks : 1.600000x10^1
Current Used Blks      : 3.000000x10^0
Current Free Blks      : 1.300000x10^1
Current Used Percent    : 19%
Current Used Peak Blks : 3.000000x10^0
Current Used Peak Percent : 19%
Current Used Peak Time  : 01/21/2015 21:59:13
Current Free Percent    : 81%
Current Free Too Low    : N
Current Free Depleted  : N
Local Provisioned Blks : 1.600000x10^1
Local Used Blks        : 3.000000x10^0
Local Free Blks        : 1.300000x10^1
Local Used Peak Blks   : 3.000000x10^0
Local Used Peak Percent : 19%
Local Used Peak Time    : 01/21/2015 21:59:13
Remote Provisioned Blks : 0.000000x10^0
Remote Used Blks       : 0.000000x10^0
Remote Free Blks       : 0.000000x10^0
Remote Used Peak Blks  : 0.000000x10^0
Remote Used Peak Percent : 0%
Remote Used Peak Time  : 01/21/2015 21:59:13
Peak Reset Time        : 01/21/2015 21:59:13
Valid Data             : Y
  
```

The command shown above displays detailed statistics of all prefix level thresholds in the specified pool:

- **Blks** means the minimum free prefix length.
- **Valid Data** output indicates whether the data is or is not valid. The data is invalid when a background stats update is scheduled or busy.

```

show router 500 dhcp6 local-dhcp-server "d6" prefix-threshold-
stats 8888:0:0:ffe0:db8:/59
  
```

```

=====
Server "d6"
=====
Operational state      : inService
-----
Pool                   : 1
-----
Stable leases          : 2
Advertised leases      : 0
-----
Prefix                 : 8888:0:0:ffe0:db8:/59
-----
Stable leases          : 2
Advertised leases      : 0
Draining               : N
-----
Threshold  Used    Peak  Too low  Depleted  Peak timestamp
-----
/62        25%    25%   N        N          01/21/2015 21:59:02
/63        19%    19%   N        N          01/21/2015 21:59:13
  
```

The command shown above displays an overview of prefix level thresholds in the specified provision prefix.

```

show router 500 dhcp6 local-dhcp-server "d6" prefix-threshold-stats 8888:0:0:ffe0::/
59 detail
=====
Server "d6"
=====
Operational state      : inService
-----
Pool                   : 1
-----
Stable leases          : 2
Advertised leases      : 0
-----
Prefix                 : 8888:0:0:ffe0:db8:/59
-----
Stable leases          : 2
Advertised leases      : 0
Draining               : N
-----
Threshold              : /62
-----
Current Provisioned Blks : 8.000000x10^0
Current Used Blks       : 2.000000x10^0
Current Free Blks       : 6.000000x10^0
Current Used Percent    : 25%
Current Used Peak Blks  : 2.000000x10^0
Current Used Peak Percent : 25%
Current Used Peak Time  : 01/21/2015 21:59:02
Current Free Percent    : 75%
Current Free Too Low    : N
Current Free Depleted   : N
Local Provisioned Blks  : 8.000000x10^0
Local Used Blks         : 2.000000x10^0
Local Free Blks         : 6.000000x10^0
Local Used Peak Blks    : 2.000000x10^0
Local Used Peak Percent : 25%
Local Used Peak Time    : 01/21/2015 21:59:02
Remote Provisioned Blks : 0.000000x10^0
Remote Used Blks        : 0.000000x10^0
Remote Free Blks        : 0.000000x10^0
Remote Used Peak Blks   : 0.000000x10^0
Remote Used Peak Percent : 0%
Remote Used Peak Time   : 01/21/2015 21:59:02
Peak Reset Time         : 01/21/2015 21:59:02
Valid Data              : Y
-----
Threshold              : /63
-----
Current Provisioned Blks : 1.600000x10^1
Current Used Blks        : 3.000000x10^0
Current Free Blks        : 1.300000x10^1
Current Used Percent     : 19%
Current Used Peak Blks   : 3.000000x10^0
Current Used Peak Percent : 19%
Current Used Peak Time   : 01/21/2015 21:59:13
Current Free Percent     : 81%
Current Free Too Low     : N
Current Free Depleted    : N
Local Provisioned Blks   : 1.600000x10^1
Local Used Blks          : 3.000000x10^0
Local Free Blks          : 1.300000x10^1
Local Used Peak Blks     : 3.000000x10^0
Local Used Peak Percent  : 19%
  
```

```

Local Used Peak Time      : 01/21/2015 21:59:13
Remote Provisioned Blks  : 0.000000x10^0
Remote Used Blks         : 0.000000x10^0
Remote Free Blks         : 0.000000x10^0
Remote Used Peak Blks    : 0.000000x10^0
Remote Used Peak Percent  : 0%
Remote Used Peak Time    : 01/21/2015 21:59:13
Peak Reset Time          : 01/21/2015 21:59:13
Valid Data                : Y
    
```

The command displayed above displays detailed statistics of prefix level thresholds in the specified provision prefix.

[Table 386: Prefix Threshold Statistics Field Descriptions](#) describes prefix threshold statistics output fields.

Table 386: Prefix Threshold Statistics Field Descriptions

Field	Description
Operational state	The operational state of the local DHCP server instance unknown — The operational state is unknown inService — The operational state is in service outOfService — The operational state is out of service transition — The operational state is in transition waitPersistence — The DHCP server instance is waiting for a persistence action to complete.
Pool	The number of pools in the specified prefix
Stable leases	The number of stable leases associated with the prefix
Advertised leases	The advertised leases associated with the prefix
Prefix	The specified prefix
Draining	The draining state Y — enabled N — disabled
Threshold	The prefix level threshold
Current Provisioned Blks	The number of provisioned blocks for this prefix
Current Used Blks	The number of used blocks for this prefix
Current Free Blks	The number of free blocks for this prefix
Current Used Percent	The percentage of used prefixes with the minimum free threshold length for this prefix
Current Used Peak Blks	A 64-bit word of the peak value of the number of used blocks for this prefix

Field	Description
Current Used Peak Percentage	The peak value of the number of used prefixes with the minimum free threshold length in the pool as a percentage of the provisioned prefixes.
Current Used Peak Time	The time at which the peak value of the number of used prefixes in the pool was reached
Current Free Percent	The percentage of free prefixes with the minimum free threshold length in the pool compared to the number of provisioned prefixes.
Current Free Too Low	The number of free prefixes with the minimum free threshold length available in the pool that is below the configured number of prefixes with the minimum free threshold length
Current Free Depleted	The number of prefixes with the minimum free threshold length available
Local Provisioned Blks	A 64-bit word of the number of provisioned prefixes with the minimum free threshold length local
Local Used Blks	The higher 64-bits word of the number of used prefixes with the minimum free threshold length
Local Free Blks	A 64-bit word of the number of free prefixes with the minimum free threshold length
Local Used Peak Blks	A 64-bit word of the peak value of the number of used prefixes with the minimum free threshold length
Local Used Peak Percent	The peak value of the number of used prefixes with the minimum free threshold length local in the pool as a percentage of the provisioned prefixes
Local Used Peak Time	The time at which the peak value of the number of used prefixes local in the pool was reached
Remote Provisioned Blks	A 64-bit word of the number of provisioned prefixes with the minimum free threshold length
Remote Used Blks	A 64-bit word of the number of used prefixes with the minimum free threshold length remote in the pool
Remote Free Blks	A 64-bit word of the number of free prefixes with the minimum free threshold length remote in the pool
Remote Used Peak Blks	The higher 64-bit word of the number of used prefixes with the minimum free threshold length

Field	Description
Remote Used Peak Percent	The peak value of the number of used prefixes with the minimum free threshold length remote in the pool as a percentage of the provisioned prefixes
Remote Used Peak Time	The time at which the peak value of the number of used prefixes remote in the pool was reached.
Peak Reset Time	The time at which the peak values have been reset
Valid Dada	The actual status of the threshold statistics data of the pool. Y — the data is up to date and may be used. N — the data is being recalculated in the background and is not stable for further use

prefix-threshold-stats

Syntax

prefix-threshold-stats *ipv6-address/prefix-length*

prefix-threshold-stats pool *pool-name*

Context

[\[Tree\]](#) (clear>router>dhcp6>server prefix-threshold-stats)

Full Context

clear router dhcp6 local-dhcp-server prefix-threshold-stats

Description

This commands resets the peak stats in the prefix level threshold stats in the specified provision prefix or pool.

Parameters

pool-name

Clears information about the specified pool in local DHCPv6 server.

ipv6-address/prefix-length

Clears information about the specified IPv6 prefix with prefix length.

Platforms

7450 ESS, 7750 SR, 7750 SR-a, 7750 SR-e, 7750 SR-s, VSR

19.92 prefixes

prefixes

Syntax

prefixes prefix *ip-prefix/ip-prefix-length* [**summary** | **detail**] [**session** *ip-addr*[*label-space*]] [**community** *community*]

prefixes prefix [*family*] [**summary** | **detail**] [**session** *ip-addr*[*label-space*]] [**community** *community*]

prefixes [*family*] [**summary** | **detail**] [**egress-if** *port-id*] [**community** *community*]

prefixes [*family*] [**summary** | **detail**] [**egress-lsp** *tunnel-id*] [**community** *community*]

prefixes [**egress-nh** *ip-address*] [*family*] [**summary** | **detail**] [**community** *community*]

prefixes prefix *ip-prefix/ip-prefix-length* [**summary** | **detail**] [**egress-if** *port-id*] [**community** *community*]

prefixes prefix *ip-prefix/ip-prefix-length* [**summary** | **detail**] [**egress-lsp** *tunnel-id*] [**community** *community*]

prefixes prefix *ip-prefix/ip-prefix-length* [**egress-nh** *ip-address*] [**summary** | **detail**] [**community** *community*]

Context

[\[Tree\]](#) (show>router>ldp>bindings prefixes)

Full Context

show router ldp bindings prefixes

Description

This command displays LDP Prefix fec bindings.

Parameters

prefix *ip-prefix/ip-prefix-length*

Specify information for the specified IP prefix and mask length.

Values		
ipv4-prefix	-	a.b.c.d
ipv4-prefix-length	[0 to 32]
ipv6-address	-	x:x:x:x:x:x:x (eight 16-bit pieces) x:x:x:x:x:d.d.d.d x - [0 to FFFF]H d - [0 to 255]D
ipv6-prefix-length	[0 to 128]

session *ip-addr*[*label-space*]

Specify information for the specified IP address and label space.

Values	ipv4-address	- a.b.c.d: <i>label-space</i>
	ipv6-address	- x:x:x:x:x:x: <i>[label-space]</i>
	label-space	0 to 65535

detail

Displays detailed information.

summary

Displays information in a summarized format.

family

Displays either IPv4 or IPv6 active LDP information.

Values	ipv4 or ipv6
---------------	--------------

egress-lsp tunnel-id

Specifies the tunnel identifier for this egress LSP.

Values	0 to 4294967295
---------------	-----------------

egress-nh ip-address

Displays LDP active bindings by matching egress-nh.

Values	ipv4-address	- a.b.c.d
	ipv6-address	- x:x:x:x:x:x:x (eight 16-bit pieces) x:x:x:x:x:d.d.d.d x - [0 to FFFF]H d - [0 to 255]D

egress-if port-id

Displays LDP active bindings by matching egress-if.

community

The string defining the LDP community assigned to the session. Allowed values are any string up to 32 characters long composed of printable, 7-bit ASCII characters excluding double quotes. If the string contains spaces, use double quotes to delimit the start and end of the string.

Values	up to 32 characters no-community (selects FEC with no community string)
---------------	---

Platforms

All

Output

Sample Output

```
*A:SRU4# show router ldp bindings prefixes
=====
LDP Bindings (IPv4 LSR ID 10.20.1.4)
              (IPv6 LSR ID 3ffe::6e14:104)
=====
Label Status:
  U - Label In Use, N - Label Not In Use, W - Label Withdrawn
  WP - Label Withdraw Pending, BU - Alternate For Fast Re-Route
  e - Label ELC
FEC Flags:
  LF - Lower FEC, UF - Upper FEC, M - Community Mismatch, BA - ASBR Backup FEC
=====
LDP IPv4 Prefix Bindings
=====
```

Prefix	IngLbl	EgrLbl
Peer	EgrIntf/LspId	
EgrNextHop	FEC-Flags	
-----	-----	-----
0.0.0.0/0	--	16910
10.100.1.1:0	--	
--		
1.1.1.0/24	3U	14828
10.100.1.1:0	--	
--		
1.1.1.0/24	3U	3e
10.20.1.1:0		

```
*A:Dut-C>config>router>ldp# show router ldp bindings prefixes detail
=====
LDP Bindings (IPv4 LSR ID 10.20.1.4)
              (IPv6 LSR ID 3ffe::6e14:104)
=====
Label Status:
  U - Label In Use, N - Label Not In Use, W - Label Withdrawn
  WP - Label Withdraw Pending, BU - Alternate For Fast Re-Route
  e - Label ELC
FEC Flags:
  LF - Lower FEC, UF - Upper FEC, M - Community Mismatch, BA - ASBR Backup FEC
=====
LDP IPv4 Prefix Bindings
=====
```

Prefix	: 0.0.0.0/0		
Peer	: 10.100.1.1:0		
Community	: RED		
Ing Lbl	: --	Egr Lbl	: 16910
Egr Int/LspId	: --		
EgrNextHop	: --		
Egr. Flags	: None	Ing. Flags	: None
Egr If Name	: n/a		
-----	-----	-----	-----
Prefix	: 1.1.1.0/24		
Peer	: 10.100.1.1:0		
Community	: RED		
Ing Lbl	: 3U	Egr Lbl	: 14828


```
Egr Int/LspId : --
EgrNextHop   : --
Egr. Flags   : None           Ing. Flags : None
Egr If Name   : n/a
-----
Prefix       : 1.1.1.0/24
-----
```

prefixes

Syntax

prefixes [*family*] [**summary** | **detail**] [**egress-if** *port-id*] [**community** *community*]

prefixes [*family*] [**summary** | **detail**] [**egress-lsp** *tunnel-id*] [**community** *community*]

prefixes [**egress-nh** *ip-address*] [*family*] [**summary** | **detail**] [**community** *community*]

prefixes prefix *ip-prefix/ip-prefix-length* [**summary** | **detail**] [**egress-if** *port-id*] [**community** *community*]

prefixes prefix *ip-prefix/ip-prefix-length* [**summary** | **detail**] [**egress-lsp** *tunnel-id*] [**community** *community*]

prefixes prefix *ip-prefix/ip-prefix-length* [**egress-nh** *ip-address*] [**summary** | **detail**] [**community** *community*]

Context

[\[Tree\]](#) (show>router>ldp>bindings>active prefixes)

Full Context

show router ldp bindings active prefixes

Description

This command displays LDP active prefix bindings.

Parameters

ip-prefix/ip-prefix-length

Specifies information for the IP prefix and mask length.

Values

ipv4-prefix:	a.b.c.d
ipv4-prefix-length:	0 to 32
ipv6-prefix:	x:x:x:x:x:x:x (eight 16-bit pieces)
	x:x:x:x:x:d.d.d.d
	x: [0 to FFFF]H
	d: [0 to 255]D
ipv6-prefix-length:	1 to 128

ip-address

Specifies the IPv4 or IPv6 address.

Values	ipv4-address:	a.b.c.d
	ipv6-address:	x:x:x:x:x:x:x (eight 16-bit pieces)
		x:x:x:x:x:d.d.d.d
		x: [0 to FFFF]H
		d: [0 to 255]D

family

Specifies the address family.

Values	ipv4, ipv6
--------	------------

port-id

Specifies the port ID.

Values	<i>slot[/mda[/port]] or slot/mda/port [.channel]</i>	
aps-id	aps-group-id [.channel]	
	aps	keyword
	<i>group-id</i>	1 to 128
eth-sat-id	esat-id [/slot/[u]port]	
	esat	keyword
	<i>id</i>	1 to 20
	<i>u</i>	keyword for up-link port
tdm-sat-id	tsat-id [/slot/[u]port.channel]	
	tsat	keyword
	<i>id</i>	1 to 20
	u	keyword for up-link port
pxc-id	pxc-id.sub-port	
	pxc	keyword
	<i>id</i>	1 to 64
	<i>sub-port</i>	a to b

tunnel-id

Specifies the tunnel ID.

Values 0 to 4294967295

community

The string defining the LDP community assigned to the session. Allowed values are any string up to 32 characters long composed of printable, 7-bit ASCII characters excluding double quotes. If the string contains spaces, use double quotes to delimit the start and end of the string.

Values up to 32 characters | no-community (selects FEC with no communitystring)

Platforms

All

19.93 profile

profile

Syntax

profile [*user-profile-name*]

Context

[\[Tree\]](#) (show>system>security profile)

Full Context

show system security profile

Description

This command displays user profile information.

If the *profile-name* is not specified, then information for all profiles are displayed.

Parameters

user-profile-name

Displays information for the specified user profile.

Platforms

All

Output

The following is an example of user profile output information.

[Table 387: Show User Profile Output Fields](#) describes user profile output fields.

Sample Output

```

A:ALA-7# show system security profile administrative
=====
User Profile
=====
User Profile : administrative
Def. Action  : permit-all
-----
Entry       : 10
Description :
Match Command: configure system security
Action      : permit
-----
Entry       : 20
Description :
Match Command: show system security
Action      : permit
-----
No. of profiles:
=====
A:ALA-7#
    
```

Table 387: Show User Profile Output Fields

Label	Description
User Profile	Displays the profile name used to deny or permit user console access to a hierarchical branch or to specific commands.
Def. action	Permit all — Permits access to all commands. Deny — Denies access to all commands. None — No action is taken.
Entry	The entry ID in a policy or filter table.
Description	Displays the text string describing the entry.
Match Command	Displays the command or subtree commands in subordinate command levels.
Action	Permit all — Commands matching the entry command match criteria are permitted. Deny — Commands not matching the entry command match criteria are not permitted.
No. of profiles	The total number of profiles listed.

profile

Syntax

profile [*profile-name*]

Context

[\[Tree\]](#) (show>system>security profile)

Full Context

show system security profile

Description

This command displays user profiles for CLI command tree permissions.

Parameters

profile-name

Specify the profile name to display information about a single user profile. If no profile name is displayed, the entire list of profile names are listed.

Platforms

All

Output

The following is an example of profile information.

[Table 388: Show Profile Output Fields](#) describes the profile output fields.

Sample Output

```
A:ALA-48>config>system>snmp# show system security profile
=====
User Profile
=====
User Profile : test
Def. Action  : none
-----
Entry       : 1
Description  :
Match Command:
Action      : unknown
=====
User Profile : default
Def. Action  : none
-----
Entry       : 10
Description  :
Match Command: exec
Action      : permit
-----
Entry       : 20
Description  :
Match Command: exit
Action      : permit
-----
Entry       : 30
Description  :
Match Command: help
Action      : permit
-----
...
-----
```

```

Entry      : 80
Description :
Match Command: enable-admin
Action     : permit
=====

User Profile : administrative
Def. Action  : permit-all
-----
Entry      : 10
Description :
Match Command: configure system security
Action     : permit
-----
Entry      : 20
Description :
Match Command: show system security
Action     : permit
=====

No. of profiles: 3
=====
A:ALA-48>config>system>snmp#
    
```

Table 388: Show Profile Output Fields

Label	Description
User Profile	default — Displays the action to be given to the user profile if none of the entries match the command. administrative — Specifies the administrative state for this profile.
Def. Action	none — No action is given to the user profile when none of the entries match the command. permit-all — The action to be taken when an entry matches the command.
Entry	10 - 80 — Displays an entry which represents the configuration for a system user.
Description	A text string describing the entry.
Match Command	administrative — Enables the user to execute all commands. configure system security — Enables the user to execute the config system security command. enable-admin — Enables the user to enter a special administrative mode by entering the enable-admin command. exec — Enables the user to execute (exec) the contents of a text file as if they were CLI commands entered at the console. exit — Enables the user to execute the exit command. help — Enables the user to execute the help command. logout — Enables the user to execute the logout command.

Label	Description
	<p>password — Enables the user to execute the password command.</p> <p>show config — Enables the user to execute the show config command.</p> <p>show — Enables the user to execute the show command.</p> <p>show system security — Enables the user to execute the show system security command.</p>
Action	<p>permit — Enables the user access to all commands.</p> <p>deny-all — Denies the user access to all commands.</p>

19.94 protection-template

protection-template

Syntax

protection-template

Context

[Tree] (show>router>mpls>mpls-tp protection-template)

Full Context

show router mpls mpls-tp protection-template

Description

This command displays MPLS-TP protection template information.

Platforms

7450 ESS, 7750 SR, 7750 SR-a, 7750 SR-e, 7750 SR-s, 7950 XRS

Output

The following output is an example of MPLS protection template fields.

Sample Output

```
*A:mlstp-dutA# show router mpls mpls-tp protection-template
=====
MPLS-TP Protection Templates
=====
Template Name : privatebed-protection-template Router ID      : 1
Protection Mode: onezone                        Direction       : bidirectional
Revertive      : revertive                       Wait-to-Restore: 300sec
```

```
Rapid-PSC-Timer: 10ms                               Slow-PSC-Timer : 5sec  
=====
```

19.95 protocol

protocol

Syntax

protocol

Context

[\[Tree\]](#) (clear>router>bgp protocol)

Full Context

clear router bgp protocol

Description

This command resets the entire BGP protocol. If the AS number was previously changed, the BGP AS number does not inherit the new value.

Platforms

All

protocol

Syntax

protocol [*protocol-name*] count [*detail*]

protocol count [*detail*]

protocol count top *granularity* [*max-count* *max-count*]

Context

[\[Tree\]](#) (show>app-assure>group protocol)

[\[Tree\]](#) (show>app-assure>group>aa-sub protocol)

Full Context

show application-assurance group protocol

show application-assurance group aa-sub protocol

Description

This command displays per-protocol statistics. The system-wide statistics displayed account for all flows completed and the last internal snapshot of the active flows.

Subscriber statistics are available for special study subscribers and account for all completed and active flows at the moment of this statistics request.

Parameters

protocol-name

Displays information about the specified protocol name.

count

Displays protocol counters.

detail

Displays detailed information.

Platforms

7450 ESS, 7750 SR, 7750 SR-e, 7750 SR-s, VSR

Output

The following is an example output for the **protocol** command.

Sample Output

```
A:ALU>show>app-assure>group# protocol count
=====
Protocol Statistics
=====
Protocol                Disc Octets      Packets      Flows
-----
aim_oscar                0% 0            0            0
aim_oscar_file_xfer     0% 0            0            0
aim_oscar_video_voice   0% 0            0            0
aim_toc                  0% 0            0            0
bittorrent               0% 0            0            0
...

A:ALU>show>app-assure>group# protocol "http_audio" count detail
=====
Protocol "http_audio" Statistics
=====
Protocol:
Type                Octets      Packets      Flows
-----
http_audio:
Admitted from subscriber: 14958      201          2
Denied from subscriber:    0          0            0
Active flows from subscriber:
Admitted to subscriber:   587590     396          2
Denied to subscriber:     0          0            0
Active flows to subscriber:
Total flow duration:      21 seconds
Terminated flows:
Short Duration flows:
Medium Duration flows:
Long Duration flows:
```

```
Active subscribers:      1
=====
A:ALU>show>app-assure>group#
```

protocol

Syntax

```
protocol [protocol-name]
protocol [protocol-name] detail
```

Context

[\[Tree\]](#) (show>app-assure protocol)

Full Context

show application-assurance protocol

Description

This command displays application-assurance policy protocols loaded from the isa-aa.tim file.

Parameters

protocol-name

Displays all protocols from the isa-aa.tim file.

detail

Displays detailed information about the specified protocol name.

Platforms

7450 ESS, 7750 SR, 7750 SR-e, 7750 SR-s, VSR

Output

The following is an example show output for the **protocol** command.

Sample Output

```
A:ALU-ABC>show>app-assure# protocol
=====
Application Assurance Protocols
=====
          Protocol : Description
-----
          aim_oscar : America Online Oscar Instant Messaging.
          aim_oscar_file_xfer : America Online Oscar File Transfer.
          aim_oscar_video_voice : America Online Oscar Video and Voice
                                Traffic.
          aim_toc : America Online Talk to Oscar Instant
                   Messaging.
          bittorrent : BitTorrent peer to peer protocol.
          ...
A:ALU-ABC>show>app-assure#
```

```
A:ALU-ABC>show>app-assure# protocol tftp
=====
Application Assurance Protocols
=====
                Protocol : Description
-----
                tftp : IETF RFC 1350: Trivial File Transfer
                        Protocol.
=====
A:ALU-ABC>show>app-assure#
```

19.96 protocol-list

protocol-list

Syntax

protocol-list [*protocol-list-name*]
protocol-list *protocol-list-name* **references**

Context

[\[Tree\]](#) (show>filter>match-list protocol-list)

Full Context

show filter match-list protocol-list

Description

This command displays the protocol-list information.

Parameters

protocol-list-name

A string of up to 32 characters of printable ASCII characters. If special characters are used, the string must be enclosed within double quotes.

references

Displays the filter policies and policy entries referring to this match.

Platforms

All

19.97 protocol-protection

protocol-protection

Syntax

protocol-protection

Context

[\[Tree\]](#) (show>system>security>cpu-protection protocol-protection)

Full Context

show system security cpu-protection protocol-protection

Description

This command display all interfaces with non-zero drop counters.

Platforms

7450 ESS, 7750 SR-7/12/12e, 7750 SR-7s, 7750 SR-14s, 7950 XRS

protocol-protection

Syntax

protocol-protection

Context

[\[Tree\]](#) (clear>cpu-protection protocol-protection)

Full Context

clear cpu-protection protocol-protection

Description

This command clears the interface counts of packets dropped by protocol protection.

Platforms

7450 ESS, 7750 SR-7/12/12e, 7750 SR-7s, 7750 SR-14s, 7950 XRS

19.98 provider-tunnel

provider-tunnel

Syntax

provider-tunnel

Context

[Tree] (show>service>id provider-tunnel)

Full Context

show service id provider-tunnel

Description

This command displays provider tunnel information.

Platforms

All

Output

The following is an example of provider tunnel information.

Sample Output

```
A:PE-2# show service id 2000 provider-tunnel
=====
Service Provider Tunnel Information
=====
Type           : inclusive           Root and Leaf      : enabled
Admin State    : inService           Data Delay Intvl   : 15 secs
PMSI Type      : ldp                 LSP Template      :
Remain Delay Intvl : 0 secs           LSP Name used     : 8193
PMSI Owner     : bgpEvpnMpls
=====
A:PE-2#

*A:Dut-B# /tools dump service id 1 provider-tunnels type originating
=====
VPLS 1 Inclusive Provider Tunnels Originating
=====
ipmsi (LDP)                P2MP-ID  Root-Addr
-----
8193                        8193     10.20.1.2
-----

*A:Dut-B# /tools dump service id 1 provider-tunnels type terminating
=====
VPLS 1 Inclusive Provider Tunnels Terminating
=====
ipmsi (LDP)                P2MP-ID  Root-Addr
-----
                        8193     10.20.1.3
                        8193     10.20.1.4
                        8193     10.20.1.6
                        8193     10.20.1.7
-----

*A:Dut-B# /tools dump service id 1 provider-tunnels
=====
VPLS 1 Inclusive Provider Tunnels Originating
=====
ipmsi (LDP)                P2MP-ID  Root-Addr
```

```

-----
8193                               8193   10.20.1.2
-----
=====
VPLS 1 Inclusive Provider Tunnels Terminating
=====
ipmsi (LDP)                        P2MP-ID  Root-Addr
-----
                               8193   10.20.1.3
                               8193   10.20.1.4
                               8193   10.20.1.6
                               8193   10.20.1.7
-----
  
```

provider-tunnel

Syntax

provider-tunnel

Context

[\[Tree\]](#) (show>service>id provider-tunnel)

Full Context

show service id provider-tunnel

Description

This command displays the service provider tunnel information.

Platforms

All

Output

The following output is an example of service provider tunnel information.

Sample Output

```

*A:Dut-B# show service id 1 provider-tunnel
=====
Service Provider Tunnel Information
=====
Type           : inclusive           Root and Leaf      : enabled
Admin State    : inService           Data Delay Intvl   : 3 secs
PMSI Type      : ldp                 LSP Template       :
Remain Delay Intvl : 0 secs           LSP Name used      : 8193
=====
*A:Dut-B# /tools dump service id 1 provider-tunnels type originating
=====
VPLS 1 Inclusive Provider Tunnels Originating
=====
ipmsi (LDP)                        P2MP-ID  Root-Addr
  
```

```

-----
8193                                     8193  10.20.1.2
-----
*A:Dut-B# /tools dump service id 1 provider-tunnels type terminating
=====
VPLS 1 Inclusive Provider Tunnels Terminating
=====
ipmsi (LDP)                             P2MP-ID  Root-Addr
-----
                                     8193    10.20.1.3
                                     8193    10.20.1.4
                                     8193    10.20.1.6
                                     8193    10.20.1.7
-----
*A:Dut-B# /tools dump service id 1 provider-tunnels
=====
VPLS 1 Inclusive Provider Tunnels Originating
=====
ipmsi (LDP)                             P2MP-ID  Root-Addr
-----
8193                                     8193    10.20.1.2
-----
=====
VPLS 1 Inclusive Provider Tunnels Terminating
=====
ipmsi (LDP)                             P2MP-ID  Root-Addr
-----
                                     8193    10.20.1.3
                                     8193    10.20.1.4
                                     8193    10.20.1.6
                                     8193    10.20.1.7
-----
*A:Dut-B# show service id 1 provider-tunnel
=====
Service Provider Tunnel Information
=====
Type           : inclusive           Root and Leaf       : enabled
Admin State    : inService             Data Delay Intvl    : 3 secs
PMSI Type      : ldp                  LSP Template        :
Remain Delay Intvl : 0 secs             LSP Name used       : 8193
=====
*A:Dut-C# show service id 1001 provider-tunnel
=====
Service Provider Tunnel Information
=====
Type           : inclusive           Root and Leaf       : enabled
Admin State    : inService             Data Delay Intvl    : 3 secs
PMSI Type      : rsvp                  LSP Template        : ipmsi
Remain Delay Intvl : 0 secs             LSP Name used       : ipmsi-1001-73728
=====

```

19.99 provider-tunnel-using

provider-tunnel-using

Syntax

provider-tunnel-using leaf-only [bgp-ad | bgp-vpls | bgp-evpn-mpls]

provider-tunnel-using root-and-leaf [bgp-ad | bgp-vpls | bgp-evpn-mpls]

Context

[\[Tree\]](#) (show>service provider-tunnel-using)

Full Context

show service provider-tunnel-using

Description

This command displays the list of provider tunnels existing in the router for all services. The output can be filtered based on the provider tunnel owner.

Parameters

leaf-only

Displays the leaf-only provider tunnels for all services.

root-and-leaf

Displays the root and leaf provider tunnels for all services.

bgp-ad

Filters the provider tunnels owned by BGP AD services.

bgp-vpls

Filters the provider tunnels owned by BGP VPLS services.

bgp-evpn-mpls

Filters the provider tunnels owned by BGP EVPN-MPLS services.

Platforms

All

Output

The following is an example of provider tunnel using information.

Sample Output

```
A:PE-76# show service provider-tunnel-using root-and-leaf
=====
Provider-Tunnel Using (Root-and-Leaf)
=====
SvcId      SdpId      Owner      Admin Oper
           State     State
=====
```



```

-----
300          32767:4294967294  bgpEvpnMpls Up    Up
-----
Number of Root-and-Leaf : 1
=====
A:PE-76# show service provider-tunnel-using root-and-leaf bgp-evpn-mpls
=====
Provider-Tunnel Using (Root-and-Leaf)
=====
SvcId      SdpId          Owner          Admin Oper
           State         State
-----
300          32767:4294967294  bgpEvpnMpls Up    Up
-----
Number of Root-and-Leaf : 1
=====

```

19.100 provider-tunnels

provider-tunnels

Syntax

provider-tunnels [**type** {**originating** | **terminating**}]

Context

[\[Tree\]](#) (tools>dump>service>id provider-tunnels)

Full Context

tools dump service id provider-tunnels

Description

This command dumps the inclusive provider tunnels based on type.

Platforms

All

Output

Sample Output

```

*A:Dut-C>tools# dump service vpls 1001 provider-tunnels type terminating
=====
VPLS 1001 Inclusive Provider Tunnels Terminating
=====
ipmsi (RSVP)                                P2MP-ID  Tunl-ID  Ext-Tunl-ID
-----
                                           1001    61440   10.20.1.1
                                           1001    64944   10.20.1.2
-----
*A:Dut-C>tools# dump service vpls 1001 provider-tunnels type originating

```

```

=====
VPLS 1001 Inclusive Provider Tunnels Originating
=====
ipmsi (RSVP)                P2MP-ID Tunl-ID Ext-Tunl-ID
-----
ipmsi-1001-73728           1001    61440   10.20.1.3
-----
*A:Dut-C>tools# dump service vpls 1001 provider-tunnels
=====
VPLS 1001 Inclusive Provider Tunnels Originating
=====
ipmsi (RSVP)                P2MP-ID Tunl-ID Ext-Tunl-ID
-----
ipmsi-1001-73728           1001    61440   10.20.1.3
-----

=====
VPLS 1001 Inclusive Provider Tunnels Terminating
=====
ipmsi (RSVP)                P2MP-ID Tunl-ID Ext-Tunl-ID
-----
                               1001    61440   10.20.1.1
                               1001    64944   10.20.1.2
-----
-----
*A:Dut-C>tools# dump service vpls 1001 provider-tunnels type terminating
=====
VPLS 1001 Inclusive Provider Tunnels Terminating
=====
ipmsi (RSVP)                P2MP-ID Tunl-ID Ext-Tunl-ID
-----
                               1001    61440   10.20.1.1
                               1001    64944   10.20.1.2
-----
-----
*A:Dut-C>tools# dump service vpls 1001 provider-tunnels type originating
=====
VPLS 1001 Inclusive Provider Tunnels Originating
=====
ipmsi (RSVP)                P2MP-ID Tunl-ID Ext-Tunl-ID
-----
ipmsi-1001-73728           1001    61440   10.20.1.3
-----
*A:Dut-C>tools# dump service vpls 1001 provider-tunnels
=====
VPLS 1001 Inclusive Provider Tunnels Originating
=====
ipmsi (RSVP)                P2MP-ID Tunl-ID Ext-Tunl-ID
-----
ipmsi-1001-73728           1001    61440   10.20.1.3
-----

=====
VPLS 1001 Inclusive Provider Tunnels Terminating
=====
ipmsi (RSVP)                P2MP-ID Tunl-ID Ext-Tunl-ID
-----
                               1001    61440   10.20.1.1
                               1001    64944   10.20.1.2
-----
-----

```

19.101 proxy-arp

proxy-arp

Syntax

proxy-arp [*ip-address*] [**detail**]

proxy-arp [*ip-address*] **dynamic**

Context

[\[Tree\]](#) (show>service>id proxy-arp)

Full Context

show service id proxy-arp

Description

This command displays, in a table, the existing proxy-ARP entries for a particular service. The table is populated by EVPN MAC routes that contain a MAC and an IP address, as well as static entries or dynamic entries from snooped ARP messages on access SAP or SDP-bindings.

A 7750 SR, 7450 ESS, or 7950 XRS that receives an ARP request from a SAP or SDP-binding performs a lookup in the proxy-ARP table for the service. If a match is found, the router replies to the ARP and does not allow ARP flooding in the VPLS service. If a match is not found, the ARP is flooded within the service if the configuration allows it.

The command allows for specific IP addresses to be displayed. Dynamic IP entries associated to a MAC list are displayed with the corresponding MAC list and resolve timers information.

Parameters

ip-address

Specifies an IP address.

Values a.b.c.d

detail

Displays detailed information.

dynamic

Displays detailed information about dynamic entries.

Platforms

All

Output

Sample Output

```
*A:PE-3# show service id 5 proxy-arp  
-----
```

```
Proxy Arp
-----
Admin State      : enabled
Dyn Populate     : enabled
Age Time        : disabled          Send Refresh    : 120 secs
Table Size      : 250              Total           : 1
Static Count    : 0                EVPN Count      : 0
Dynamic Count   : 1                Duplicate Count : 0
Dup Detect
-----
Detect Window   : 3 mins          Num Moves       : 5
Hold down      : 9 mins
Anti Spoof MAC : None
EVPN
-----
Garp Flood     : enabled          Req Flood       : enabled
Static Black Hole : disabled
EVPN Route Tag : 10
-----
*A:PE-3# show service id 5 proxy-arp detail
-----
Proxy Arp
-----
Admin State      : enabled
Dyn Populate     : enabled
Age Time        : disabled          Send Refresh    : 120 secs
Table Size      : 250              Total           : 1
Static Count    : 0                EVPN Count      : 0
Dynamic Count   : 1                Duplicate Count : 0
Dup Detect
-----
Detect Window   : 3 mins          Num Moves       : 5
Hold down      : 9 mins
Anti Spoof MAC : None
EVPN
-----
Garp Flood     : enabled          Req Flood       : enabled
Static Black Hole : disabled
EVPN Route Tag : 10
-----
=====
VPLS Proxy Arp Entries
=====
IP Address      Mac Address      Type      Status      Last Update
-----
10.0.0.1       00:ca:fe:ca:fe:01 dyn      active      12/20/2016 12:38:28
-----
Number of entries : 1
-----
```

```
=====
*A:PE-3# show service id 5 proxy-arp dynamic
=====
Proxy ARP Dyn Cfg Summary
=====
IP Addr          Mac List
-----
10.0.0.1         list-1
-----
Number of Entries: 1
=====
```

```
*A:PE-3# show service id 5 proxy-arp dynamic 10.0.0.1
```

```

=====
Proxy ARP Dyn Cfg Detail
=====
IP Addr          Mac List          Resolve Time      Remaining
                  (mins)           (secs)
-----
10.0.0.1        list-1            1                 0
-----
Number of Entries: 1
=====
  
```

proxy-arp

Syntax

proxy-arp [**ip-address** *ip-address*] [**detail**]

Context

[\[Tree\]](#) (show>service>id proxy-arp)

Full Context

show service id proxy-arp

Description

This command displays the proxy-ARP entries existing for a particular service. A 7750 SR, 7450 ESS or 7950 XRS router receiving an ARP request from a SAP or SDP-binding will perform a lookup in the proxy-arp table for the service. If the router finds a match, it will reply to the ARP and will not let the ARP be flooded in the VPLS service. If the router does not find a match, the ARP will be flooded within the service. The command allows for specific IP addresses to be shown.

The **detail** parameter allows the user to display all the entries. An individual IP address entry can also be shown.

Platforms

All

Output

The following output is an example of service proxy ARP information.

Sample Output

```

:PE71(1)# show service id 600 proxy-arp
-----
Proxy Arp
-----
Admin State      : enabled
Dyn Populate     : enabled
Age Time         : 200 secs          Send Refresh      : 120 secs
-----
Dup Detect
-----
Detect Window    : 3 mins          Num Moves         : 3
  
```

```

Hold down      : max
Anti Spoof MAC : 00:ca:ca:ca:ca:ca

EVPN
-----
Garp Flood     : disabled           Req Flood     : disabled
-----
A:PE71(1)# show service id 600 proxy-arp detail
-----
Proxy Arp
-----
Admin State    : enabled
Dyn Populate   : enabled
Age Time       : 200 secs           Send Refresh   : 120 secs

Dup Detect
-----
Detect Window  : 3 mins             Num Moves     : 3
Hold down      : max
Anti Spoof MAC : 00:ca:ca:ca:ca:ca

EVPN
-----
Garp Flood     : disabled           Req Flood     : disabled
-----

=====
VPLS Proxy Arp Entries
=====
IP Address      Mac Address      Type      Status      Last Update
-----
172.16.0.1      00:ca:fe:ca:fe:02 evpn      active      12/01/2014 12:02:27
172.16.0.61     00:ca:de:ba:ca:00 dyn        active      12/01/2014 15:40:10
172.16.0.100    00:00:00:00:00:01 stat       inActv     12/01/2014 12:01:57
172.16.0.102    00:00:00:00:00:02 stat       inActv     12/01/2014 12:01:57
-----
Number of entries : 4
=====
A:PE71(1)#
  
```

proxy-arp

Syntax

proxy-arp

Context

[\[Tree\]](#) (tools>perform>service>id proxy-arp)

Full Context

tools perform service id proxy-arp

Description

Commands in this context provide proxy-arp tools.

Platforms

All

proxy-arp

Syntax

proxy-arp

proxy-arp duplicate [*ip-address*]

proxy-arp dynamic [*ip-address*]

Context

[\[Tree\]](#) (clear>service>id proxy-arp)

Full Context

clear service id proxy-arp

Description

This command allows all the duplicate or dynamic proxy-ARP entries to be cleared from the table. Individual IP entries can also be specified.

Platforms

All

proxy-arp

Syntax

proxy-arp usage

Context

[\[Tree\]](#) (tools>dump>service proxy-arp)

Full Context

tools dump service proxy-arp

Description

This command provides information about the usage and limit of the system-wide proxy-arp table for all the services. The command also shows if the limit has been exceeded and a trap raised.

Platforms

All

Output

Sample Output

```
*A:Dut# tools dump service proxy-arp usage
Proxy arp Usage
Current Usage      :      10
System Limit      :    511999
High Usage Trap Raised:    No
High Usage Threshold:    95 percent
High Usage Clear Threshold: 90 percent
```

19.102 proxy-arp-nd

proxy-arp-nd

Syntax

```
proxy-arp-nd mac-list
proxy-arp-nd mac-list name
proxy-arp-nd mac-list name associations
```

Context

[\[Tree\]](#) (show>service proxy-arp-nd)

Full Context

```
show service proxy-arp-nd
```

Description

This command displays MAC address list information including MAC lists, MAC list details, and associations used in the **proxy-arp-nd** context.

Parameters

name

Name of the MAC address list for which the detailed information is shown; the name can be up to 32 characters.

associations

Mandatory keyword to display the service ID and dynamic IP to which the MAC list is associated.

Platforms

All

Output

Sample Output

```

=====
*A:PE-3# show service proxy-arp-nd mac-list
=====
MAC List Information
=====
MAC List Name                Last Change                Num Macs    Num Assocs
-----
list-1                       12/20/2016 09:21:13      3           1
-----
Number of Entries: 1
  
```

```

=====
*A:PE-3# show service proxy-arp-nd mac-list "list-1"
=====
MAC List MAC Addr Information
=====
MAC Addr                    Last Change
-----
00:ca:fe:ca:fe:01          12/20/2016 09:21:13
00:ca:fe:ca:fe:02          12/20/2016 09:21:13
00:ca:fe:ca:fe:03          12/20/2016 09:21:13
-----
Number of Entries: 3
  
```

```

=====
*A:PE-3# show service proxy-arp-nd mac-list "list-1" associations
=====
MAC List Associations
=====
Service Id                  IP Addr
-----
5                           10.0.0.1
-----
Number of Entries: 1
=====
  
```

19.103 proxy-db

proxy-db

Syntax

proxy-db [detail]

proxy-db group *grp-ipv6-address*

Context

[\[Tree\]](#) (show>service>id>mld-snooping proxy-db)

Full Context

show service id mld-snooping proxy-db

Description

This command displays proxy-reporting database entries.

Platforms

All

Output

The following output is an example of MLD snooping proxy database information.

Sample Output

```
*A:rbae_C# show service id 1 mld-snooping proxy-db
=====
MLD Snooping Proxy-reporting DB for service 1
=====
Group Address          Mode      Up Time      Num Sources
-----
FF04:db8:1             include   0d 00:01:01    1
FF04:db8:2             include   0d 00:01:00    1
-----
Number of groups: 2
=====
*A:rbae_C#

*A:rbae_C# show service id 1 mld-snooping proxy-db detail
=====
MLD Snooping Proxy-reporting DB for service 1
-----
MLD Group FF04::1
-----
Up Time : 0d 00:01:03          Mode : include
-----
Source Address              Up Time
-----
2011:db8:1                  0d 00:01:03
-----
MLD Group FF04:db8:2
-----
Up Time : 0d 00:01:02          Mode : include
-----
Source Address              Up Time
-----
2011:db8:1                  0d 00:01:02
-----
Number of groups: 2
=====
*A:rbae_C#
```

proxy-db

Syntax

proxy-db [detail]

proxy-db group *grp-address*

Context

[Tree] (show>service>id>igmp-snooping proxy-db)

Full Context

show service id igmp-snooping proxy-db

Description

This command displays information on the IGMP snooping proxy reporting database for the VPLS service.

Parameters

grp-ip-address

Displays the IGMP snooping proxy reporting database for a specific multicast group address.

Platforms

All

Output

Sample Output

```
*A:ALA-1>show>service>id>snooping# proxy-db
=====
IGMP Snooping Proxy-reporting DB for service 10
=====
Group Address      Mode      Up Time      Num Sources
-----
239.0.0.1         include   0d 00:05:40    2
-----
Number of groups: 1
=====
*A:ALA-1>show>service>id>snooping#

*A:ALA-1>show>service>id>snooping# proxy-db detail
=====
IGMP Snooping Proxy-reporting DB for service 10
-----
IGMP Group 239.0.0.1
-----
Up Time : 0d 00:05:54          Mode : include
-----
Source Address  Up Time
-----
1.1.1.1        0d 00:05:54
1.1.1.2        0d 00:05:54
-----
Number of groups: 1
=====
*A:ALA-1>show>service>id>snooping#
```

Table 389: IGMP Snooping proxy Fields describes the show output fields.

Table 389: IGMP Snooping proxy Fields

Label	Description
Group Address	The IP multicast group address for which this entry contains information.
Mode	Specifies the type of membership report(s) received on the interface for the group. In the include mode, reception of packets sent to the specified multicast address is requested only from those IP source addresses listed in the source-list parameter of the IGMP membership report. In the "exclude" mode, reception of packets sent to the specified multicast address is requested from all IP source addresses except those listed in the source-list parameter.
Up Time	The total operational time in seconds.
Num Sources	Indicates the number of IGMP group and source specific queries received on this interface.
Number of groups	Number of IGMP groups.
Source Address	The source address for which this entry contains information.

19.104 proxy-nd

proxy-nd

Syntax

proxy-nd [*ipv6-address*] [**detail**]

proxy-nd [*ipv6-address*] **dynamic**

Context

[\[Tree\]](#) (show>service>id proxy-nd)

Full Context

show service id proxy-nd

Description

This command displays, in a table, the existing proxy-ND entries for a particular service. The table is populated by the EVPN MAC routes containing a MAC and an IPv6 address, as well as static entries or dynamic entries from snooped NA messages on access SAP or SDP-bindings.

A 7750 SR, 7450 ESS, or 7950 XRS that receives a Neighbor Solicitation (NS) from a SAP or SDP-binding performs a lookup in the proxy-ND table for the service. If a match is found, the router replies to the NS and does not allow NS flooding in the VPLS service. If a match is not found, the NS is flooded in the service if the configuration allows it.

The command allows for specific IPv6 addresses to be shown. Dynamic IPv6 entries associated to a MAC list are shown with the corresponding MAC list and resolve timers information.

Parameters

ipv6-address

Specifies an IPv6 address.

Values ipv6-address:
 x:x:x:x:x:x:x (eight 16-bit pieces)
 x:x:x:x:x:d.d.d.d
 where:
 x - [0 to FFFF]H
 d - [0 to 255]D

detail

Displays detailed information.

dynamic

Displays detailed information about dynamic entries.

Platforms

All

Output

Sample Output

```
*A:PE-2# show service id 5 proxy-nd
-----
Proxy ND
-----
Admin State       : enabled
Dyn Populate      : enabled
Age Time          : disabled           Send Refresh      : 120 secs
Table Size        : 250                Total              : 1
Static Count      : 0                  EVPN Count         : 0
Dynamic Count     : 1                  Duplicate Count    : 0
Dup Detect
-----
Detect Window     : 3 mins                Num Moves         : 5
Hold down         : 9 mins
Anti Spoof MAC    : None
EVPN
-----
Unknown NS Flood : enabled                ND Advertise      : Router
Rtr Unsol NA Flood: enabled            Host Unsol NA Fld : enabled
EVPN Route Tag   : 10
```

```
-----  
*A:PE-2# show service id 5 proxy-nd detail  
-----
```

Proxy ND

```
-----  
Admin State       : enabled  
Dyn Populate      : enabled  
Age Time          : disabled          Send Refresh      : 120 secs  
Table Size        : 250              Total              : 1  
Static Count      : 0                EVPN Count         : 0  
Dynamic Count     : 1                Duplicate Count    : 0  
Dup Detect  
-----
```

```
Detect Window     : 3 mins           Num Moves          : 5  
Hold down         : 9 mins  
Anti Spoof MAC    : None  
EVPN  
-----
```

```
Unknown NS Flood  : enabled          ND Advertise       : Router  
Rtr Unsol NA Flood: enabled          Host Unsol NA Fld  : enabled  
EVPN Route Tag    : 10  
-----
```

```
=====
```

VPLS Proxy ND Entries

```
=====
```

IP Address	Mac Address	Type	Status	Rtr/ Host	Last Update
2001:db8:1000::1	00:ca:fe:ca:fe:01	dyn	active	Rtr	12/20/2016 14:04:10

```
-----  
Number of entries : 1  
=====
```

```
=====
```

*A:PE-2# show service id 5 proxy-nd dynamic

```
=====
```

Proxy ND Dyn Cfg Summary

```
=====
```

IP Addr	Mac List
2001:db8:1000::1	list-1

```
-----  
Number of Entries: 1  
=====
```

```
=====
```

*A:PE-2# show service id 5 proxy-nd dynamic 2001:db8:1000::1

```
=====
```

Proxy ND Dyn Cfg Detail

```
=====
```

IP Addr	Mac List
2001:db8:1000::1	list-1

Resolve Time(mins)	Remaining Resolve Time(secs)
1	0

```
-----  
Number of Entries: 1  
=====
```

proxy-nd

Syntax

proxy-nd [**ip-address** *ip-address*] [**detail**]

Context

[\[Tree\]](#) (show>service>id proxy-nd)

Full Context

show service id proxy-nd

Description

This command displays the information about the proxy ND settings configured in a specified service. The **detail** parameter allows the user to display all the entries. An individual IP address entry can also be shown.

Platforms

All

Output

The following output is an example of service proxy ND information.

Sample Output

```
:PE71(1)# show service id 600 proxy-nd
-----
Proxy nd
-----
Admin State      : enabled
Dyn Populate     : enabled
Age Time         : 200 secs          Send Refresh    : 120 secs

Dup Detect
-----
Detect Window    : 3 mins          Num Moves       : 3
Hold down       : max
Anti Spoof MAC   : 00:ca:ca:ca:ca:ca

EVPN
-----
Garp Flood       : disabled        Req Flood       : disabled

A:PE71(1)# show service id 600 proxy-nd detail
-----
Proxy nd
-----
Admin State      : enabled
Dyn Populate     : enabled
Age Time         : 200 secs          Send Refresh    : 120 secs

Dup Detect
-----
Detect Window    : 3 mins          Num Moves       : 3
Hold down       : max
Anti Spoof MAC   : 00:ca:ca:ca:ca:ca
```

```

EVPN
-----
Garp Flood      : disabled      Req Flood      : disabled
-----

=====
VPLS Proxy ND Entries
=====
IP Address      Mac Address      Type      Status      Last Update
-----
172.16.0.1      00:ca:fe:ca:fe:02  evpn      active      12/01/2014 12:02:27
172.16.0.61     00:ca:de:ba:ca:00  dyn       active      12/01/2014 15:40:10
172.16.0.100    00:00:00:00:00:01  stat      inActv     12/01/2014 12:01:57
172.16.0.102    00:00:00:00:00:02  stat      inActv     12/01/2014 12:01:57
-----
Number of entries : 4
=====
A:PE71(1)#

```

proxy-nd

Syntax

proxy-nd

Context

[\[Tree\]](#) (tools>perform>service>id proxy-nd)

Full Context

tools perform service id proxy-nd

Description

Commands in this context provide proxy-nd tools.

Platforms

All

proxy-nd

Syntax

proxy-nd

proxy-nd duplicate [*ipv6-address*]

proxy-nd dynamic [*ipv6-address*]

Context

[\[Tree\]](#) (clear>service>id proxy-nd)

Full Context

```
clear service id proxy-nd
```

Description

This command allows all the duplicate or dynamic proxy-ND entries to be cleared from the table. Individual IPv6 entries can also be specified.

Platforms

All

```
proxy-nd
```

Syntax

```
proxy-nd usage
```

Context

[\[Tree\]](#) (tools>dump>service proxy-nd)

Full Context

```
tools dump service proxy-nd
```

Description

This command provides information about the usage and limit of the system-wide proxy-nd table for all the services. The command also shows if the limit has been exceeded and a trap raised.

Platforms

All

Output

Sample Output

```
*A:Dut# tools dump service proxy-nd usage
Proxy nd Usage
Current Usage      :          0
System Limit       :      511999
High Usage Trap Raised:      No
High Usage Threshold:      95 percent
High Usage Clear Threshold:  90 percent
```

19.105 psb

psb

Syntax

psb [**tunnelid** *tunnel-id*] [**lspid** *lsp-id*] [**detail**]

Context

[\[Tree\]](#) (tools>dump>router>gmpls psb)

Full Context

tools dump router gmpls psb

Description

This command dumps information about a PSB.

Parameters

tunnel-id

The identifier of the tunnel.

Values 0 to 4294967295

lsp-id

The identifier of the LSP.

Values 1 to 65535

detail

Keyword to output information in greater detail.

Platforms

7750 SR, 7750 SR-a, 7750 SR-e, 7750 SR-s, 7950 XRS

Output

The following output is an example of PSB information.

Sample Output

```
*A:Dut-B-UNI-C>tools>dump>router>gmpls# psb
PSB:
vrId: 1 Session (To: 192.0.2.03 - 3 - 192.0.2.01), Sender (192.0.2.01 - 299)
-----
PSB:
vrId: 1 Session (To: 192.0.2.01 - 1 - 192.0.2.03), Sender (192.0.2.03 - 46)
-----
PSB:
vrId: 1 Session (To: 192.0.2.01 - 3 - 192.0.2.04), Sender (192.0.2.04 - 871)
-----
PSB:
vrId: 1 Session (To: 192.0.2.01 - 3 - 192.0.2.02), Sender (192.0.2.02 - 286)
-----
PSB:
vrId: 1 Session (To: 192.0.2.04 - 2 - 192.0.2.01), Sender (192.0.2.01 - 297)
```

```
-----  
PSB:  
vrId: 1 Session (To: 192.0.2.02 - 1 - 192.0.2.01), Sender (192.0.2.01 - 296)  
-----
```

Total PSB Count: 6

```
*A:Dut-B-UNI-C>tools>dump>router>gmpls# psb tunnelid 1 detail  
-----
```

```
PSB:  
vrId: 1 Session (To: 192.0.2.01 - 1 - 192.0.2.03), Sender (192.0.2.03 - 46)
```

```
PSB CurrState: GMPLS_PSB_UP PrevState: GMPLS_PSB_UP Flags: 0x0  
isIngress: N isTransit: N isEgress: Y  
DnStream Peer: None  
UpStream Peer: vrId 1 PeerAddr 10.27.255.213  
UpStream TLink: vrId 1 TLinkId 1010701, dBLink: vrId 1 DBLinkId 101070117  
RemotedBLinkId: 101070117, PortId: 0x2268000, refCnt: 1, State: UP
```

```
Sender Template - Sender: 192.0.2.03, LspId: 46
```

```
Session Attribute -
```

```
Session Name: B1::1  
Ctype: 7, HoldPri: 1, SetupPri: 5, Flags: 0x2  
IncludeGroup: 0x0, IncludeAllGroup: 0x0, ExcludeGroup: 0x0
```

```
Lsp Attribute - TLV: 1, Flags: 0x80000
```

```
NextPathRefresh: 0secs, PathRefreshTimeout: 151secs  
Path RX Message Id: 2209, Epoch: 13810201, Flags: 0x1
```

```
PSB RR0 : ->
```

- (1) Unnumbered RouterId 10.27.255.213, InterfaceId 1010701, Flags 0x0
- (2) SRLG 27
- (3) Label 101070117, Flags 0x0
- (4) Unnumbered RouterId 10.27.255.213, InterfaceId 13004, Flags 0x0
- (5) Label 101070130, Flags 0x80
- (6) Unnumbered RouterId 10.27.255.215, InterfaceId 13007, Flags 0x0
- (7) SRLG 6
- (8) Label 101070130, Flags 0x0
- (9) Unnumbered RouterId 10.27.255.215, InterfaceId 1010701, Flags 0x0
- (10) SRLG 27
- (11) Label 101070117, Flags 0x80
- (12) Unnumbered RouterId 192.0.2.03, InterfaceId 1010701, Flags 0x0
- (13) Label 101070117, Flags 0x0

```
PSB ER0 : ->
```

- (1) IPv4Prefix 192.0.2.01/32, Strict [1]

```
PSB XR0 : ->
```

```
NULL XR0
```

```
PROTECTION - Flags: 0x0, E2EProtectionType: 0
```

```
LinkFlags: 0x0, SegProtFlags: 0x0, SegProtType: 0x1
```

```
ASSOCIATION - Type: 0, AssociationId: 46, Source: 192.0.2.03
```

```
NOTIFY REQ - Node: 10.27.255.213
```

```
RSB:
```

```
NextResvRefresh: 9secs, ResvRefreshTimeout: 0secs
```

```
Resv TX Message Id: 2661, Flags: 0x0
```

```
PROTECTION - Flags: 0x0, E2EProtectionType: 0
```

```
LinkFlags: 0x0, SegProtFlags: 0x0, SegProtType: 0x1
```

```
FLOWSPEC : ->
```

```
Ctype: 6 SwitchingGranularity: 1, MTU: 9212, TlvFlags: 0x1
```

```
EthBWProfileTlv - Profile: 0, Index: 0
```

```
CIR: 10.000 Gbps, CBS: 10.000 Gbps
```

```
EIR: infinity, EBS: infinity
```

```
FILTERSPEC Label : 0
FILTERSPEC RRO : ->
(1) Unnumbered RouterId 192.0.2.01, InterfaceId 1010701, Flags 0x0
(2) Label 101070117, Flags 0x80

NOTIFY REQ - Node: 192.0.2.01

Bound to LSPPORT: vrId: 1 Type: 0 Session: B1::1 Sender: 192.0.2.03

Num Paths Received      :78
Num Paths Transmitted   :0
Num Resvs Received      :0
Num Resvs Transmitted   :1

Num Summary Paths Received :737
Num Summary Paths Transmitted:0
Num Summary Resvs Received :0
Num Summary Resvs Transmitted:750
Created at 37048 (21983 secs back)
-----
PSB:
vrId: 1 Session (To: 192.0.2.02 - 1 - 192.0.2.01), Sender (192.0.2.01 - 296)

PSB CurrState: GMPLS_PSB_UP PrevState: GMPLS_PSB_UP Flags: 0x0
isIngress: Y isTransit: N isEgress: N
DnStream Peer: vrId 1 PeerAddr 10.27.255.213
UpStream Peer: None
DnStream TLink: vrId 1 TLinkId 1010702, dBLink: vrId 1 DBLinkId 101070217
RemotedBLinkId: 101070217, PortId: 0x2270000, refCnt: 1, State: UP

Sender Template - Sender: 192.0.2.01, LspId: 296
Session Attribute -
  Session Name: D1::2
  CType: 7, HoldPri: 1, SetupPri: 5, Flags: 0x2
  IncludeGroup: 0x0, IncludeAllGroup: 0x0, ExcludeGroup: 0x0
Lsp Attribute - TLV: 1, Flags: 0x80000
NextPathRefresh: 3secs, PathRefreshTimeout: 0secs
Path TX Message Id: 471, Flags: 0x0

PSB RRO : ->
(1) Unnumbered RouterId 192.0.2.01, InterfaceId 1010702, Flags 0x0
(2) Label 101070217, Flags 0x0

PSB ERO : ->
(1) Unnumbered RouterId 192.0.2.01, LinkId 1010702, Loose [1]
(2) IPv4Prefix 10.27.255.213/32, Strict [0]
(3) Unnumbered RouterId 10.27.255.219, LinkId 1010702, Strict [0]
(4) IPv4Prefix 192.0.2.02/32, Loose [0]

PSB XRO : ->
NULL XRO
PROTECTION - Flags: 0x0, E2EProtectionType: 1
  LinkFlags: 0x0, SegProtFlags: 0x0, SegProtType: 0x0
ASSOCIATION - Type: 0, AssociationId: 296, Source: 192.0.2.01
NOTIFY REQ - Node: 192.0.2.01

RSB:
NextResvRefresh: 0secs, ResvRefreshTimeout: 151secs
Resv RX Message Id: 19, Epoch: 13810201, Flags: 0x1
PROTECTION - Flags: 0x0, E2EProtectionType: 1
  LinkFlags: 0x0, SegProtFlags: 0x0, SegProtType: 0x0

FLOWSPEC : ->
```

```

Ctype: 6 SwitchingGranularity: 1, MTU: 9212, TlvFlags: 0x1
EthBWProfileTlv - Profile: 0, Index: 0
                  CIR: 10.000 Gbps, CBS: 10.000 Gbps
                  EIR: infinity, EBS: infinity
FILTERSPEC Label : 101070217
FILTERSPEC RRO : ->
(1) Unnumbered RouterId 192.0.2.01, InterfaceId 1010702, Flags 0x0
(2) Label 101070217, Flags 0x0
(3) Unnumbered RouterId 10.27.255.213, InterfaceId 1010702, Flags 0x0
(4) SRLG 27
(5) Label 101070217, Flags 0x80
(6) Unnumbered RouterId 10.27.255.213, InterfaceId 13000, Flags 0x0
(7) SRLG 4
(8) Label 101070230, Flags 0x0
(9) Unnumbered RouterId 10.27.255.219, InterfaceId 13001, Flags 0x0
(10) Label 101070230, Flags 0x80
(11) Unnumbered RouterId 10.27.255.219, InterfaceId 1010702, Flags 0x0
(12) SRLG 27
(13) Label 101070217, Flags 0x0
(14) Unnumbered RouterId 192.0.2.02, InterfaceId 1010702, Flags 0x0
(15) Label 101070217, Flags 0x80

NOTIFY REQ - Node: 10.27.255.213

Bound to LSPPORT: vrId: 1 Type: 0 Session: D1::2 Sender: 0.0.0.0

Num Paths Received      :0
Num Paths Transmitted   :1
  Num Resvs Received    :23
Num Resvs Transmitted   :0

Num Summary Paths Received :0
Num Summary Paths Transmitted:1834
Num Summary Resvs Received :1824
Num Summary Resvs Transmitted:0
Created at 4439 (54592 secs back)
-----
Total PSB Count: 2
  
```

psb

Syntax

psb [*endpoint endpoint-address*] [*sender sender-address*] [*tunnelid tunnel-id*] [*lspid lsp-id*] [*detail*]
 [*status {up | down}*]

Context

[\[Tree\]](#) (tools>dump>router>rsvp psb)

Full Context

tools dump router rsvp psb

Description

This command displays path state block (PSB) information for RSVP.

When a PATH message arrives at an LSR, the LSR stores the label request in the local PSB for the LSP. If a label range is specified, the label allocation process assigns a label from that range.

The PSB contains the IP address of the previous hop, and the session, sender, and TSPEC. This information is used to route the corresponding RESV message back to LSR 1.

Parameters

endpoint *endpoint-address*

Specifies the IP address of the last hop.

sender *sender-address*

Specifies the IP address of the sender.

tunnelid *tunnel-id*

Specifies the SDP ID.

Values 0 to 4294967295

lspid *lsp-id*

Specifies the label switched path that is signaled for this entry.

Values 1 to 65535

detail

Displays detailed RSVP PSB information.

status {*up* | *down*}

Specifies the LSP status.

Platforms

All

Output

The following output is an example of MPLS RSVP PSB information, and Table xxx describes the output fields.

Sample Output

```
*A:Dut-C# tools dump router rsvp psb detail
-----
PSB:
P2P: Session (To: 10.20.1.6 - 6 - 10.20.1.3), Sender (10.20.1.3 - 41986) PHop 0.0.0
.0
PSB CurrState: PRIMARYS_CONNECTED PrevState: PRIMARYS_INIT Flags: 0x0
LocalLabel 0 OutLabel 524277
Incoming IfIndex: Interface: Local API(-1)
Refresh interval 5, Send Path refresh in 1 secs, Path Refresh timeout 0 secs
PrevHop: Ctype 1 Addr 0.0.0.0, LIH 0
DnStream Nbr: Addr-> 10.10.11.4 IfIndex ip-10.10.11.3(5)
UpStream Neighbor is NULLP
Session Attribute:
  Session Name: 6::6
  HoldPri: 0 SetupPri: 7 Flags: 0x6
  Ctype: 7, IncludeGroup: 0x0 IncludeAllGroup: 0x0 ExcludeGroup: 0x0
ClassType: Absent
TSpec: Flags 0x8000 QOSC 1, PDR (infinity), PBS 0.000 bps, CDR (0.000 bps) MTU: 150
```

```
0
CSPF Hop List: ->
(1) * Ipv4Addr 10.10.11.3 RtrId 10.20.1.3 EgrAdmGrp 0x0 (Strict)
(2) * Ipv4Addr 10.10.11.4 RtrId 10.20.1.4 EgrAdmGrp 0x0 (Strict)
(3) * Ipv4Addr 10.10.9.6 RtrId 10.20.1.6 EgrAdmGrp 0x0 (Strict)
PSB RR0 : ->
(1) * Flags : 0x0 : I
(1) * IPv4 -> 10.10.11.3(10.20.1.3)
PSB SENT RR0 : ->
(1) * Flags : 0x0 : I
(1) * IPv4 -> 10.10.11.3(0.0.0.0)
PSB FILTERSPEC RR0 : ->
(1) * Flags : 0x0 : I
(1) * IPv4 -> 10.10.11.4(10.20.1.4)
(2) * Flags : 0x1 : Global
(2) * Label : 524277
(3) * Flags : 0x0 : I
(3) * IPv4 -> 10.10.9.6(10.20.1.6)
(4) * Flags : 0x1 : Global
(4) * Label : 524279
PSB ER0 : ->
(1) IPv4Prefix 10.10.11.4/32, Strict
(2) IPv4Prefix 10.10.9.6/32, Strict
PSB SENT ER0 : ->
(1) IPv4Prefix 10.10.11.4/32, Strict
(2) IPv4Prefix 10.10.9.6/32, Strict
SendTempl: Sender:10.20.1.3_41986
Sent AdSpec: Flags 0x2
AdSpec General
- Service Break bit : 0x0
- IS Hop Count : 0x0
- Path Bandwidth Estimate : 0x0
- Minimum Path latency : 0xffffffff
- Composed path MTU : 1500
AdSpec Controlled Load
- Service Break bit : 0x0
Num Paths Received : 0
Num Paths Transmitted:6
Num Resvs Received : 7
Num Resvs Transmitted:0
Num Summary Paths Received : 0
Num Summary Paths Transmitted:0
Num Summary Resvs Received : 0
Num Summary Resvs Transmitted:0
Created at 1804 (26 secs back)
-----
Total PSB Count : 1
*A:Dut-C#
*A:Dut-D# show router mpls lsp transit
=====
MPLS LSPs (Transit)
=====
Legend : @ - Active Detour
=====
From To In I/F Out I/F State LSP Name
-----
10.20.1.3 10.20.1.6 1/1/4 1/1/2 Up
6::6
-----
LSPs : 1
-----
*A:Dut-D# tools dump router rsvp psb detail
-----
PSB:
```

```
P2P: Session (To: 10.20.1.6 - 6 - 10.20.1.3), Sender (10.20.1.3 - 41986) PHop 10.10
.11.3
PSB CurrState: PRIMARYS_CONNECTED PrevState: PRIMARYS_INIT Flags: 0x0
LocalLabel 524277 OutLabel 524279
Incoming IfIndex: ip-10.10.11.4(5)
Refresh interval 5, Send Path refresh in 3 secs, Path Refresh timeout 24 secs
Send Resv refresh in 4 secs
PrevHop: Ctype 1 Addr 10.10.11.3, LIH 5
DnStream Nbr: Addr-> 10.10.9.6 IfIndex ip-10.10.9.4(3)
UpStream Nbr: Addr-> 10.10.11.3 IfIndex ip-10.10.11.4(5)
Session Attribute:
  Session Name: 6::6
  HoldPri: 0 SetupPri: 7 Flags: 0x6
  Ctype: 7, IncludeGroup: 0x0 IncludeAllGroup: 0x0 ExcludeGroup: 0x0
ClassType: Absent
TSpec: Flags 0x8000 QOSC 1, PDR (infinity), PBS 0.000 bps, CDR (0.000 bps) MTU: 150
0
PSB RR0 : ->
  (1) * Flags : 0x0 : I
  (1) * IPv4 -> 10.10.11.3(0.0.0.0)
PSB SENT RR0 : ->
  (1) * Flags : 0x0 : I
  (1) * IPv4 -> 10.10.9.4(0.0.0.0)
  (2) * Flags : 0x0 : I
  (2) * IPv4 -> 10.10.11.3(0.0.0.0)
PSB FILTERSPEC RR0 : ->
  (1) * Flags : 0x0 : I
  (1) * IPv4 -> 10.10.9.6(0.0.0.0)
  (2) * Flags : 0x1 : Global
  (2) * Label : 524279
PSB ERO : ->
  (1) IPv4Prefix 10.10.11.4/32, Strict
  (2) IPv4Prefix 10.10.9.6/32, Strict
PSB SENT ERO : ->
  (1) IPv4Prefix 10.10.9.6/32, Strict
SendTempl: Sender:10.20.1.3_41986
Received AdSpec: Flags 0x2
  AdSpec General
    - Service Break bit : 0x0
    - IS Hop Count : 0x0
    - Path Bandwidth Estimate : 0x0
    - Minimum Path latency : 0xffffffff
    - Composed path MTU : 1500
  AdSpec Controlled Load
    - Service Break bit : 0x0
Sent AdSpec: Flags 0x2
  AdSpec General
    - Service Break bit : 0x0
    - IS Hop Count : 0x0
    - Path Bandwidth Estimate : 0x0
    - Minimum Path latency : 0xffffffff
    - Composed path MTU : 1500
  AdSpec Controlled Load
    - Service Break bit : 0x0
Num Paths Received :12
Num Paths Transmitted:12
Num Resvs Received :13
Num Resvs Transmitted:14
Num Summmary Paths Received :0
Num Summmary Paths Transmitted:0
Num Summmary Resvs Received :0
Num Summmary Resvs Transmitted:0
Created at 1786 (55 secs back)
-----
```



```

Total PSB Count : 1
*A:Dut-D#
*A:Dut-F# show router mpls lsp terminate
=====
MPLS LSPs (Terminate)
=====
Legend : @ - Active Detour
=====
From To In I/F Out I/F State LSP Name
-----
10.20.1.3 10.20.1.6 1/1/1 n/a Up
6::6
-----
LSPs : 1
-----
*A:Dut-F# tools dump router rsvp psb detail
-----
PSB:
P2P: Session (To: 10.20.1.6 - 6 - 10.20.1.3), Sender (10.20.1.3 - 41986) PHop 10.10
.9.4
PSB CurrState: PRIMARYS_CONNECTED PrevState: PRIMARYS_IDLE Flags: 0x0
LocalLabel 524279 OutLabel 0
Incoming IfIndex: ip-10.10.9.6(2)
Refresh interval 5, Send Path refresh in 0 secs, Path Refresh timeout 23 secs
Send Resv refresh in 3 secs
PrevHop: Ctype 1 Addr 10.10.9.4, LIH 3
DnStream, Nbr: Addr-> 0.0.0.0 IfIndex Interface: Local API(-1)
UpStream Nbr: Addr-> 10.10.9.4 IfIndex ip-10.10.9.6(2)
Session Attribute:
  Session Name: 6::6
  HoldPri: 0 SetupPri: 7 Flags: 0x6
  Ctype: 7, IncludeGroup: 0x0 IncludeAllGroup: 0x0 ExcludeGroup: 0x0
ClassType: Absent
TSpec: Flags 0x8000 QOSC 1, PDR (infinity), PBS 0.000 bps, CDR (0.000 bps) MTU: 150
0
PSB RR0 : ->
  (1) * Flags : 0x0 : I
  (1) * IPv4 -> 10.10.9.4(0.0.0.0)
  (2) * Flags : 0x0 : I
  (2) * IPv4 -> 10.10.11.3(0.0.0.0)
PSB SENT RR0 : ->
NULL RR0
PSB FILTERSPEC RR0 : ->
NULL RR0
PSB ERO : ->
  (1) IPv4Prefix 10.10.9.6/32, Strict
SendTempl: Sender:10.20.1.3_41986
Received AdSpec: Flags 0x2
  AdSpec General
    - Service Break bit : 0x0
    - IS Hop Count : 0x0
    - Path Bandwidth Estimate : 0x0
    - Minimum Path latency : 0xffffffff
    - Composed path MTU : 1500
  AdSpec Controlled Load
    - Service Break bit : 0x0
Num Paths Received :16
Num Paths Transmitted:0
Num Resvs Received :0
Num Resvs Transmitted:18
Num Summmary Paths Received :0
Num Summmary Paths Transmitted:0
Num Summmary Resvs Received :0
Num Summmary Resvs Transmitted:0
  
```

```
Created at 1773 (74 secs back)
```

```
-----  
Total PSB Count : 1
```

19.106 ptp

```
ptp
```

Syntax

```
ptp
```

Context

[\[Tree\]](#) (show>service>id ptp)

Full Context

```
show service id ptp
```

Description

This command displays Precision Timing Protocol (PTP) information.

Platforms

7450 ESS, 7750 SR, 7750 SR-a, 7750 SR-e, 7750 SR-s, 7950 XRS

```
ptp
```

Syntax

```
ptp
```

Context

[\[Tree\]](#) (show>system ptp)

Full Context

```
show system ptp
```

Description

This command displays Precision Time Protocol (PTP) configuration and state information. This information can be displayed for the entire node or on a per router instance basis.

Platforms

7450 ESS, 7750 SR, 7750 SR-a, 7750 SR-e, 7750 SR-s, 7950 XRS

Output

The following output is an example of PTP information, and [Table 390: System PTP Field Descriptions](#) describes the output fields.

Sample Output

```
#show system ptp
=====
IEEE 1588/PTP Clock Information
=====
-----
Local Clock
-----
Clock Type       : boundary           PTP Profile      : ITU-T G.8275.2
Domain          : 44                 Network Type     : sdh
Admin State     : up                 Oper State      : up
Announce Interval : 1 pkt/2 s       Announce Rx Timeout: 3 intervals
Peer Limit      : none (Base Router)
G.8275 Priority  : 128              PTSF-unusable   : n/a
Clock Id        : e48184fffeae2b34  Clock Class     : 165
Clock Accuracy  : unknown           Clock Variance  : ffff (not computed)
Clock Priority1  : 128              Clock Priority2  : 128
Steps Removed   : 11
Sync Uncertain  : true              Reason Uncertain : PTP time not locked
TxWhileSyncUncert : true
-----
Parent Clock
-----
IP Address       : 10.0.0.0           Router           : Base
Parent Clock Id  : 10e878fffe297401  Remote PTP Port : 1
GM Clock Id      : 10e878fffe297401  GM Clock Class  : 6
GM Clock Accuracy : within 100 ns       GM Clock Variance : 0x4e5d (1.8E-15)
GM Clock Priority1: 128              GM Clock Priority2 : 128
Sync Uncertain   : false
-----
Time Properties
-----
Timescale       : PTP
Frequency Traceable : yes
Time Traceable  : yes
Time Source     : GPS
UTC Offset      : +37 seconds
Leap Second     : no leap second pending
-----
Central Frequency Clock
-----
Status           : locked           Quality : prc
Reference Selected : ptp
-----
PTP Frequency Recovery
-----
Frequency Recovery State : locked           Changed : 2022/01/15 03:58:10
Frequency Offset        : +53.931 ppb
-----
PTP Time Recovery
-----
Current Time       : 2022/01/15 07:23:57.7 (UTC)
Time Recovery State : locked           Changed : 2022/01/15 07:11:15
Last Packet Offset From Master : +7,628 ns       Last Calc: 2022/01/15 07:23:59
Last Packet Mean Path Delay   : +32,563 ns      Last Calc: 2022/01/15 07:23:59
Last Adjustment               : +33 ns              Last Calc: 2022/01/15 07:23:59
=====
```

Table 390: System PTP Field Descriptions

Label	Description
Local Clock	
Clock Type	<p>The type of clock of the network element.</p> <ul style="list-style-type: none"> ordinarySlave — The system is always a TimeReceiver clock in the PTP hierarchy. The system derives its timing from one or more TimeTransmitter clocks in the network. ordinaryMaster — The system is a grandmaster clock in the PTP hierarchy. The system provides timing to multiple TimeReceiver clocks in the network. boundary — The system is a boundary clock, which may be anywhere in the PTP clock hierarchy. It can obtain timing from a TimeTransmitter clock, and provide timing to multiple Time Receiver clocks.
PTP Profile	<p>The Precision Time Protocol (PTP) profile specifies the standard to which PTP conforms</p> <ul style="list-style-type: none"> g8265dot1-2010 — The PTP profile specified in the ITU-T G.8265.1 recommendation ieee1588-2008 — The default PTP profile specified in the IEEE 1588-2008 standard g8275dot1-2014 — The PTP profile specified in the ITU-T G.8275.1 recommendation
Domain	The domain in which PTP 1588 runs on the system
Network Type	The SR OS is configured to use PTP clock classes corresponding to either SONET or SDH quality levels
Admin State	The administrative state of PTP
Oper State	The operational state of PTP
Announce Interval	The packet rate requested in REQUEST_UNICAST_TRANSMISSION signaling messages for announce packets
Announce Rx Timeout	The number of announce intervals that have to occur without receiving a PTP announce message before the PTP event ANNOUNCE_RECEIPT_TIMEOUT_EXPIRES occurs
Peer Limit	The maximum number of PTP peers that may be automatically created by the system on this router instance
G.8275.1 Priority	The priority used in the best TimeTransmitter clock algorithm for the local (internal) PTP port when Clock Profile is g8275dot1-2014
PTSF-unusable	The PTSF unusable administrative state

Label	Description
Clock ID	The clock Identity value of the local PTP clock (defaultDS)
Clock Class	The clockClass value of the local PTP clock (defaultDS)
Clock Accuracy	The clockAccuracy value accuracy of the local PTP clock (defaultDS)
Clock Variance	The offsetScaledLogVariance value of the local PTP clock (defaultDS)
Clock Priority1	The priority1 value of the local PTP clock (defaultDS)
Clock Priority2	The priority2 value of the local PTP clock (defaultDS)
Steps Removed	The steps removed value used in Announce messages sent from this PTP clock
Sync Uncertain	For the local clock: the value of the synchronization uncertainty that is used in Announce messages transmitted by this node. For the parent clock: the value received in the Announce messages from that clock.
Reason Uncertain	Provides an explanation for a Sync Uncertain true indication. <ul style="list-style-type: none"> parent uncertain — Parent clock has syncUncertain true in its Announce messages parent clock class — Parent clock quality is not clockClass 6 local clock class — Local clock is the parent clock and the local clock quality is not clockClass 6 sets not locked — Central frequency clock is not locked to a reference sets quality — Central frequency clock is locked to a reference that is not PRC or PRS time not locked — PTP time algorithm is not locked freq not locked — PTP frequency algorithm is not locked
TxWhileSync Uncertain	The value of the tx-while-sync-uncertain configuration item
PTP Port State	The PTP port state. Only shown for ordinary clocks which contain only one PTP port
Last Changed	The date and time of the last change of the PTP port state
Parent Clock	
Port	The local port used for communication with the parent clock
Remote MAC Address	The MAC address of the parent clock port sending PTP message to the local PTP clock

Label	Description
IP Address	The IP address of the parent clock that was last chosen by the localPTP clock
Router	The name of the routing instance that contains the parent clock IP
Parent Clock ID	The clock Identity of the parent clock
Remote PTP Port	The port number of the PTP port on the parent clock that is used to communicate with the local PTP clock
Local Clock is Parent Clock	Displayed if there is no external parent clock
GM Clock Id	The clockIdentity value of the grandmaster clock advertised by the parent clock
GM Clock Class	The clockClass value of the grandmaster clock advertised by the parent clock
GM Clock Accuracy	The clockAccuracy value of the grandmaster clock advertised by the parent clock
GM Clock Variance	The offsetScaledLogVariance value of the grandmaster clock advertised by the parent clock
GM Clock Priority1	The priority1 value of the grandmaster clock advertised by the parent clock
GM Clock Priority2	The priority2 value of the grandmaster clock advertised by the parent clock
Time Properties	
Timescale	The time scale of the time distributed by PTP
Frequency Traceable	Indicates if the time distributed by PTP is traceable a primary reference
Time Traceable	Indicates if the time distributed by PTP is traceable to a primary reference
Time Source	The source of time used by the grandmaster clock
UTC Offset	The current offset between the International Atomic Time (TAI) and Universal Coordinated Time (UTC) timescales
Leap Second	Indicates if there is a leap second pending
Central Frequency Clock	
Status	The state of the central frequency clock
Quality	The quality level of the source into the central frequency clock

Label	Description
Reference Selected	The reference currently in use as the source into the central frequency clock
PTP Frequency Recovery	
Frequency Recovery State	<p>The state of the frequency recovery algorithm.</p> <ul style="list-style-type: none"> • notApplicable — The system is not attempting to recover a clock. • initial — The system is configured to recover a clock, but not enough information has yet been received to adjust the local clock to match a TimeTransmitter clock. • acquiring — The system has enough information to attempt clock recovery, and has started the process of adjusting its local clock frequency to match the TimeTransmitter clock. • phaseTracking — The system has adjusted its local clock to the approximate frequency of the TimeTransmitter clock, and is adjusting the local clock to minimize the phase difference between the two clocks. • holdover — The system has stopped receiving useful information from the chosen TimeTransmitter clock, and is maintaining the last estimated frequency for its local clock. • locked — The system is locked to the chosen TimeTransmitter clock and the phase error between the TimeTransmitter clock and the local clock is relatively small.
Last Changed	The date and time of the last change of the PTP Recovery State
Frequency Offset	The offset computed by the frequency recovery algorithm required to align the local oscillator to the frequency of the parent clock. The value is provided in parts per billion. Positive values indicate that the recovered clock is faster than nominal, and negative values indicate that the recovered clock is slower than nominal.
PTP Time Recovery	
Current Time	The date and time. If the timescale is PTP, then the time is converted to UTC time based on the current offset between UTC and PTP time.
Time Recovery State	<p>The state of the time recovery algorithm.</p> <ul style="list-style-type: none"> • acquiring — The time recovery is active but it is not in locked or holdover state • locked — The time recovery algorithm is generating time adjustments within the locked performance range • holdover — No adjustment has been made out of the time recovery algorithm for a period of time

Label	Description
Last Packet Offset From Master	The offsetFromMaster calculated from the last packet exchange with the parent clock
Last Calc	The time at which the previous field was calculated
Last Packet Mean Path Delay	The meanPathDelay calculated from the last packet exchange with the parent clock
Last Adjustment	The nanosecond change to the local time scale that last came out of the time recovery algorithm

ptp

Syntax

ptp

Context

[\[Tree\]](#) (clear>service>id ptp)

[\[Tree\]](#) (clear>system ptp)

Full Context

clear service id ptp

clear system ptp

Description

Commands in this context clear Precision Timing Protocol (PTP) information.

Platforms

7450 ESS, 7750 SR, 7750 SR-a, 7750 SR-e, 7750 SR-s, 7950 XRS

19.107 ptsf-unusable

ptsf-unusable

Syntax

ptsf-unusable

Context

[\[Tree\]](#) (clear>system>ptp>port>neighbor ptsf-unusable)

Full Context

clear system ptp port neighbor ptsf-unusable

Description

This command clears the PTSF-unusable condition from the neighbor PTP clock.

Platforms

7450 ESS, 7750 SR, 7750 SR-a, 7750 SR-e, 7750 SR-s, 7950 XRS

19.108 public-static-devices

public-static-devices

Syntax

public-static-devices [**mac** *ieee-address*]

Context

[\[Tree\]](#) (show>subscr-mgmt>vrgw>brg>gateway public-static-devices)

Full Context

show subscriber-mgmt vrgw brg gateway public-static-devices

Description

This command displays public static device mappings.

Parameters

ieee-address

Specifies the MAC address, up to 30 characters.

Platforms

7450 ESS, 7750 SR, 7750 SR-a, 7750 SR-e, 7750 SR-s, VSR

19.109 pvc

pvc

Syntax

pvc [*vp*[/*vc*]] [**detail**]

Context

[\[Tree\]](#) (show>ml-bundle>ima>atm pvc)

Full Context

show multilink-bundle ima atm pvc

Description

This command displays ATM port PVC information.

Parameters

vpi

Displays the VPI values.

Values vpi: 0 to 4095 (NNI) 0 to 255 (UNI)

vci:

Displays the VCI values.

Values 1, 2, 5 to 65535

detail

Provides detailed information.

Platforms

7450 ESS, 7750 SR-7/12/12e

Output

The following output is an example of PVC information, and [Table 391: Output Fields: show multilink-bundle <bundle-id> ima atm pvc](#) describes the output fields.

Sample Output: show multilink-bundle <bundle-id> ima atm pvc

```
A:NS052651098# show multilink-bundle bundle-ima-1/1.1 ima atm pvc
=====
ATM PVCs, Port bundle-ima-1/1.1
=====
VPI/VCI   Owner  Type   Ing.TD  Egr.TD  Adm  OAM      Opr
-----
1/100     SAP    PVC    2       2       up   up       up
=====
A:NS052651098#

A:NS052651098# show multilink-bundle bundle-ima-1/1.1 ima atm pvc detail
=====
ATM PVCs, Port bundle-ima-1/1.1
=====
VPI/VCI   Owner  Type   Ing.TD  Egr.TD  Adm  OAM      Opr
-----
1/100     SAP    PVC    2       2       up   up       up
=====
ATM Statistics
=====
```

```

-----
                                Input                Output
-----
Octets                            0                0
Cells                              0                0
=====
AAL-5 Packet Statistics
=====
                                Input                Output
-----
Packets                            0                0
Dropped Packets                     0                0
CRC-32 Errors                        0
Reassembly Timeouts                 0
Over Sized SDUs                     0
=====
ATM OAM Statistics
=====
                                Input                Output
-----
AIS                                  0                0
RDI                                  0                0
Loopback                             0                0
CRC-10 Errors                        0
Other                                 0
=====
A:NS052651098#

```

Table 391: Output Fields: show multilink-bundle <bundle-id> ima atm pvc

Label	Description
VPI/VCI	Displays the VPI/VCI value.
Owner	Specifies the type of this multilink bundle. mlppp — Indicates that the bundle is of type MLPPP. ima — Indicates that the bundle is of type IMA group.
Type	Identifies the system entity that owns a specific ATM connection.
Ing.TD	Specifies the ATM traffic descriptor profile that applies to the receive direction of the interface connection.
Egr.TD	Specifies the ATM traffic descriptor profile that applies to the transmit direction of the interface connection.
Adm	ima — Indicates that the bundle is of type IMA group. Down — The bundle is administratively down.
Opr	Up — The bundle is operationally up. Down — The bundle is operationally down.
OAM	Indicates the OAM operational status of ATM connections.

pvc

Syntax

pvc *vpi/vci* [**interval** *seconds*] [**repeat** *repeat*] [**absolute**| **rate**]

Context

[\[Tree\]](#) (monitor>port>atm pvc)

Full Context

monitor port atm pvc

Description

This command monitors ATM PVC statistics.

Parameters

vpi

Displays the VPI values.

Values vpi: 0 to 4095 (NNI) 0 to 255 (UNI)

vci

Displays the VCI values.

Values 1, 2, 5 to 65535

seconds

Configures the interval for each display in seconds.

Values 3 to 60

Default 10

repeat

Configures how many times the command is repeated.

Values 1 to 999

Default 10

absolute

Displays raw statistics, without processing. No calculations are performed on the delta or rate statistics.

rate

Displays rate-per-second for each statistic instead of the delta.

Platforms

7450 ESS, 7750 SR-7/12/12e, 7750 SR-a, 7750 SR-e, 7950 XRS

pvc

Syntax

pvc [*vpi* [*vci*]] [**detail**]

Context

[\[Tree\]](#) (show>port>atm pvc)

Full Context

show port atm pvc

Description

This command displays ATM port PVC information.

Parameters

vpi

Specifies the VPI values.

Values 0 to 4095 (NNI)
0 to 255 (UNI)

vci

Specifies the VCI values.

Values 1, 2, 5 to 65535

detail

Displays detailed information.

Platforms

7450 ESS, 7750 SR-7/12/12e, 7750 SR-a, 7750 SR-e, 7950 XRS

19.110 pvp

pvp

Syntax

pvp [*vpi*] [**detail**]

Context

[\[Tree\]](#) (show>ml-bundle>ima>atm pvp)

Full Context

```
show multilink-bundle ima atm pvp
```

Description

This command displays ATM port PVP information.

Parameters

vpi

Displays the VPI values.

Values vpi: 0 to 4095 (NNI) 0 to 255 (UNI)

detail

Displays detailed information.

Platforms

7450 ESS, 7750 SR-7/12/12e

Output

The following output is an example of PVP information, and [Table 392: Output Fields: show multilink-bundle <bundle-id> ima atm pvp](#) describes the output fields.

Sample Output: show multilink-bundle <bundle-id> ima atm pvp

```
A:ima2# show multilink-bundle bundle-ima-1/1.1 ima atm pvp
=====
ATM PVPs, Port bundle-ima-1/1.1
=====
VPI      Owner  Type   Ing.TD  Egr.TD  Adm  OAM    Opr
-----
2        SAP    PVP    1       1       up   up     up
=====
A:ima2#
```

Table 392: Output Fields: show multilink-bundle <bundle-id> ima atm pvp

Label	Description
VPI	Displays the VPI value.
Owner	Identifies the system entity that owns a specific ATM connection.
Type	Specifies the type of this multilink bundle. mlppp — Indicates that the bundle is of type MLPPP. ima — Indicates that the bundle is of type IMA group.
Ing.TD	Specifies the ATM traffic descriptor profile that applies to the receive direction of the interface connection.
Eng.TD	Specifies the ATM traffic descriptor profile that applies to the transmit direction of the interface connection.

Label	Description
Adm	ima — Indicates that the bundle is of type IMA group. Down — The bundle is administratively down.
OAM	Indicates the OAM operational status of ATM connections.
Opr	Up — The bundle is operationally up. Down — The bundle is operationally down.

pvp

Syntax

pvp *vpi* [*interval seconds*] [*repeat repeat*] [*absolute*| *rate*]

Context

[\[Tree\]](#) (monitor>port>atm pvp)

Full Context

monitor port atm pvp

Description

This command monitors ATM PVP statistics.

Parameters

vpi

Displays the VPI values.

Values vpi: 0 to 4095 (NNI) 0 to 255 (UNI)

seconds

Configures the interval for each display in seconds.

Values 3 to 60

Default 10

repeat

Configures how many times the command is repeated.

Values 1 to 999

Default 10

absolute

Displays raw statistics, without processing. No calculations are performed on the delta or rate statistics.

rate

Displays rate-per-second for each statistic instead of the delta.

Platforms

7450 ESS, 7750 SR-7/12/12e, 7750 SR-a, 7750 SR-e, 7950 XRS

pvp

Syntax

pvp [*vpi*] [**detail**]

Context

[\[Tree\]](#) (show>port>atm pvp)

Full Context

show port atm pvp

Description

This command displays ATM port PVP information.

Parameters

vpi

Specifies the VPI values.

Values 0 to 4095 (NNI)
0 to 255 (UNI)

detail

Displays detailed information.

Platforms

7450 ESS, 7750 SR-7/12/12e, 7750 SR-a, 7750 SR-e, 7950 XRS

19.111 pvt

pvt

Syntax

pvt [*vpi.vpi*] [**detail**]

Context

[\[Tree\]](#) (show>ml-bundle>ima>atm pvt)

Full Context

show multilink-bundle ima atm pvt

Description

This command displays ATM port PVT information.

Parameters

vpi.vpi

Displays the VPI values.

Values vpi: 0 to 4095 (NNI) 0 to 255 (UNI)
vpi: 0 to 4095 (NNI) 0 to 255 (UNI)

detail

Provides detailed information.

Platforms

7450 ESS, 7750 SR-7/12/12e

Output

The following output is an example of PVT information, and [Table 393: Output Fields: show multilink-bundle <bundle-id> ima atm pvt](#) describes the output fields.

Sample Output: show multilink-bundle <bundle-id> ima atm pvt

```
A:ima2# show multilink-bundle bundle-ima-1/1.1 ima atm pvt
=====
ATM PVTs, Port bundle-ima-1/1.1
=====
VPI Range  Owner  Type      Ing.TD  Egr.TD  Adm      Opr
-----
4.5         SAP    PVT       1       1       up       up
=====
A:ima2#
```

Table 393: Output Fields: show multilink-bundle <bundle-id> ima atm pvt

Label	Description
VPI Range	Displays the VPI range:
Owner	Identifies the system entity that owns a specific ATM connection.
Type	Specifies the type of this multilink bundle. mlppp — Indicates that the bundle is of type MLPPP. ima — Indicates that the bundle is of type IMA group.

Label	Description
Ing.Td	Specifies the ATM traffic descriptor profile that applies to the receive direction of the interface connection.
Egr.Td	Specifies the ATM traffic descriptor profile that applies to the transmit direction of the interface connection.
Adm	ima — Indicates that the bundle is of type IMA group. Down — The bundle is administratively down.
Opr	Up — The bundle is operationally up. Down — The bundle is operationally down.

pvt

Syntax

pvt *vpi1.vpi2* [**interval** *seconds*] [**repeat** *repeat*] [**absolute**| **rate**]

Context

[\[Tree\]](#) (monitor>port>atm pvt)

Full Context

monitor port atm pvt

Description

This command monitors ATM PVT statistics.

Parameters

vpi1.vpi2

Displays the VPI values.

Values vpi: 0 to 4095. 0 to 4095 (NNI) 0 to 255. 0 to 255 (UNI)

seconds

Configures the interval for each display in seconds.

Values 3 to 60

Default 10

repeat

Configures how many times the command is repeated.

Values 1 to 999

Default 10

absolute

Displays raw statistics, without processing. No calculations are performed on the delta or rate statistics.

rate

Displays rate-per-second for each statistic instead of the delta.

Platforms

7450 ESS, 7750 SR-7/12/12e, 7750 SR-a, 7750 SR-e, 7950 XRS

pvt

Syntax

pvt [*vpi1.vpi2*] [**detail**]

Context

[\[Tree\]](#) (show>port>atm pvt)

Full Context

show port atm pvt

Description

This command displays ATM port PVT information.

Parameters

vpi1.vpi2

Specifies the VPI values.

Values 0 to 4095 (NNI)
0 to 255 (UNI)

detail

Displays detailed information.

Platforms

7450 ESS, 7750 SR-7/12/12e, 7750 SR-a, 7750 SR-e, 7950 XRS

19.112 pw

pw

Syntax

pw

Context

[\[Tree\]](#) (tools>perform>service>id>admin-lock pw)

[\[Tree\]](#) (tools>perform>service>id>loopback pw)

Full Context

tools perform service id admin-lock pw

tools perform service id loopback pw

Description

In the admin-lock context, this command administratively locks the specified spoke SDP by locking the host service. The command must be executed at both ends of the PW or MS-PW represented by the spoke SDP. Test traffic can then be injected using a test SAP.

In the loopback context, this command enters the MPLS-TP PW context for starting or stopping a loopback on a specified spoke SDP. An administrative lock should first be applied to both ends of the PW or MS-PW represented by the spoke SDP prior to configuring the loopback.

Interactions: Loopback functions for MPLS-TP pseudowire can be specified for either a T-PE or S-PE.

Platforms

All

19.113 pw-port

pw-port

Syntax

pw-port [*pw-port-id*] [**detail**]

pw-port sdp *sdp-id*

pw-port sdp none

pw-port [*pw-port-id*] **statistics**

Context

[\[Tree\]](#) (show pw-port)

Full Context

show pw-port

Description

Displays pseudo-wire port information.

If no optional parameters are specified, the command displays a summary of all defined PW ports. The optional parameters restrict output to only ports matching the specified properties.

Parameters

pw-port-id

Specifies the pseudo-wire port identifier.

Values 1 to 10239

detail

Displays detailed port information that includes all the **pw-port** output fields.

sdp-id

The SDP ID for which to display matching PW port information.

Values 1 to 17407

statistics

Displays port statistics information.

Platforms

All

Output

The following outputs are example of PW port information.

Sample Output

```
#show pw-port
=====
PW Port Information
=====
PW Port  Encap      SDP      IfIndex      VC-Id
-----
1         dot1q         1        1526726657   1
2         qinq          1        1526726658   2
3         dot1q         1        1526726659   3
4         qinq          1        1526726660   4
=====

#show pw-port 3
=====
PW Port Information
=====
PW Port  Encap      SDP      IfIndex      VC-Id
-----
3         dot1q         1        1526726659   3
=====

#show pw-port sdp none
=====
PW Port Information
=====
```

```

=====
PW Port   Encap      SDP      IfIndex   VC-Id
-----
5         dot1q          1526726661
=====

#show pw-port sdp 1
=====
PW Port Information
=====
PW Port   Encap      SDP      IfIndex   VC-Id
-----
1         dot1q      1        1526726657  1
2         qinq      1        1526726658  2
3         dot1q      1        1526726659  3
4         qinq      1        1526726660  4
=====

```

Table 394: Show PW-Port Output Fields describes the pw-port output fields.

Table 394: Show PW-Port Output Fields

Label	Description
PW Port	The PW port identifier
Encap	The encapsulation type of the PW port
SDP	The SDP identifier
IfIndex	The interface index used for the PW port
VC-Id	The Virtual Circuit identifier

Sample Output

```

#show pw-port 10 detail
=====
PW Port Information
=====
PW Port           : 10
Encap             : dot1q
SDP               : 1
IfIndex           : 1526726666
VC-Id             : 2
Description       : PW Port
Dot1Q Ethertype  : 0x8100
Service ID        : 20211
Down on Peer Tldp PW Status Faults: No
Oper Up on MH Standby : No
=====

Service Destination Point (Sdp Id 1 Pw-Port 10)
=====
SDP Binding port  : 1/1/c1/3
VC-Id             : 2
Encap             : dot1q
VC Type           : ether
Admin Status      : up
Oper Status       : up

```

```

Dot1Q Ethertype      : 0x8100
Control Word         : Not Preferred
Entropy Label        : Enabled
Service MTU          : default

Admin Ingress label  : None                Admin Egress label : None
Oper Flags           : (Not Specified)
Monitor Oper-Group   : (Not Specified)

#show service id 2147483649 sdp 1:2 detail
=====
Service Destination Point (Sdp Id : 1:2) Details
=====
-----
Sdp Id 1:2  -(10.20.1.2)
-----
Description        : Default sdp description
SDP Id             : 1:2                        Type                : Spoke
Spoke Descr        : (Not Specified)
Split Horiz Grp    : (Not Specified)
Etree Root Leaf Tag: Disabled                  Etree Leaf AC       : Disabled
VC Type            : Ether                      VC Tag               : n/a
Admin Path MTU     : 0                          Oper Path MTU        : 1514
Delivery           : MPLS
Far End             : 10.20.1.2                  Tunnel Far End       :
Oper Tunnel Far End: 10.20.1.2
LSP Types          : LDP
Hash Label         : Disabled                    Hash Lbl Sig Cap     : Disabled
Oper Hash Label    : Disabled
Entropy Label      : Enabled

Admin State        : Up                          Oper State           : Up
MinReqd SdpOperMTU : n/a
Acct. Pol          : None                        Collect Stats        : Disabled
Ingress Label      : 524276                      Egress Label         : 524281
Ingr Mac Fltr-Id   : n/a                        Egr Mac Fltr-Id     : n/a
Ingr IP Fltr-Id    : n/a                        Egr IP Fltr-Id      : n/a
Ingr IPv6 Fltr-Id  : n/a                        Egr IPv6 Fltr-Id    : n/a
Admin ControlWord  : Not Preferred                Oper ControlWord     : False
BFD Template       : None
BFD-Enabled        : no                          BFD-Encap            : ipv4
BFD Fail Action    : none                        BFD Oper State       : notConfigured
BFD WaitForUpTimer : 0 secs
BFD Time Remain    : 0 secs
Last Status Change : 03/29/2021 14:47:13           Signaling             : TLDP
Last Mgmt Change   : 03/29/2021 14:47:13
Endpoint           : N/A                          Precedence           : 4
PW Status Sig      : Enabled
Force Vlan-Vc      : Disabled                    Force Qinq-Vc        : none
Class Fwding State : Down
Local Pw Bits      : None
Peer Pw Bits       : None
Peer Fault Ip      : None

Application Profile: None
Transit Policy     : None
MAC Pinning        : Disabled
Oper Group         : (none)                       Monitor Oper Grp     : (none)
Ingress Qos Policy : (none)                       Egress Qos Policy    : (none)
Ingress FP QGrp    : (none)                       Egress Port QGrp    : (none)
Ing FP QGrp Inst   : (none)                       Egr Port QGrp Inst  : (none)

KeepAlive Information :
  
```

```

Admin State      : Disabled          Oper State       : Disabled
Hello Time      : 10                Hello Msg Len   : 0
Max Drop Count  : 3                Hold Down Time  : 10

Statistics       :
I. Fwd. Pkts.   : 0                I. Dro. Pkts.   : 0
I. Fwd. Octs.   : 0                I. Dro. Octs.   : 0
E. Fwd. Pkts.   : 0                E. Fwd. Octets  : 0

-----
LDP Information :
-----
LDP LSP Id      : 65537

-----
RSVP/Static LSPs
-----
Associated LSP List :
No LSPs Associated

-----
Class-based forwarding :
-----
Class forwarding  : Disabled          EnforceDSTELspFc : Disabled
Default LSP      : Uknwn
Multicast LSP    : None

=====
FC Mapping Table
=====
FC Name          LSP Name
-----
No FC Mappings

-----
Segment Routing
-----
ISIS             : disabled
OSPF             : disabled
TE-LSP          : disabled

-----
Number of SDPs : 1
-----
=====

```

Table 395: Show PW-Port Detail Output Fields describes the pw-port detail output fields.

Table 395: Show PW-Port Detail Output Fields

Label	Description
PW Port	The PW port identifier.
Encap	The encapsulation type of the PW port.
SDP	The SDP identifier
IfIndex	The interface index used for the PW port
VC-Id	The virtual circuit identifier
Description	The description of the PW port

Label	Description
Dot1Q Ethertype	The Dot1Q ethernet type
Service Id	The service ID
Down on Peer Tldp PW Status Faults	The down on peer TLDP PW status faults
Oper Up on MH Standby	The operational up status on MH standby
I. Fwd. Pkts	The number of forwarded packets ingressing this PW port
I. Fwd. Octs	The number of forwarded octets ingressing this PW port
E. Fwd. Pkts	The number of forwarded packets egressing this PW port
I. Dro. Pkts	The number of dropped packets on ingress
I. Dro. Octs	The number of dropped octets on ingress
E. Fwd. Octets	The number of forwarded octets egressing this PW port

The following outputs are examples of VSR PW port information.

Sample Output

Following is a sample of output using the L2oGRE tunnel type for the VSR only.

```

show pw-port 10
=====
PW Port Information
=====
PW Port  Encap      SDP:VC-Id  IfIndex      Epipe
-----
10        dot1q         N/A        1526726666   10239
=====
show pw-port 10
=====
PW Port Information
=====
PW Port  Encap      SDP:VC-Id      IfIndex
-----
10        dot1q         1:2            1526726666
=====

```

Following is a sample of output using the MPLS tunnel type for the VSR only.

```

*A:Dut-C# show pw-port 10
=====
PW Port Information
=====
PW Port  Encap      SDP:VC-Id      IfIndex
-----
10        dot1q         17281:100010   1526726666
=====
*A:vSIM# show pw-port 1 statistics
=====
Pw-Port 1

```

```

=====
Statistics          :
I. Fwd. Pkts.      : 0
I. Fwd. Octs.      : 0
E. Fwd. Pkts.      : 22514728
Grp Enc Stats      :
I. Dro. Inv. Spi.  : 0
E. Dro. Enc. Pkts. : 0
I. Dro. Pkts.      : 0
I. Dro. Octs.      : 0
E. Fwd. Octets     : 22424666292
I. Dro. 0thEncPkts.: 0
    
```

Following is a sample of the PW port statistics output for the VSR only.

```

*A:Dut-B# show pw-port 10 statistics
=====
Pw-Port 10
=====
Statistics          :
I. Fwd. Pkts.      : 0
I. Fwd. Octs.      : 0
E. Fwd. Pkts.      : 0
Grp Enc Stats      :
I. Dro. Inv. Spi.  : 0
E. Dro. Enc. Pkts. : 0
I. Dro. Pkts.      : 0
I. Dro. Octs.      : 0
E. Fwd. Octets     : 0
I. Dro. 0thEncPkts.: 0
    
```

The following table describes the **show pw-port** output fields.

Table 396: Subscriber Show PW-Port Field Descriptions

Label	Description
PW Port	The PW port identifier
Encap	The encapsulation type of the PW port
SDP:VD-Id	This field is not applicable to the Flex PW port
lflIndex	The interface index used for the PW port
Epipe	The ID of the Epipe service in which this PW port is configured. The tunnel type that is terminated on this PW port can be determined from the Epipe.
Description	The description string for the PW port
Service Id	The ID of the Epipe service in which this PW port is configured
Admin Status	The Admin status of the SDP
Oper Status	The operational status of the SDP
I. Fwd. Pkts.	The number of forwarded packets ingress in this PW port
I. Fwd. Octs.	The number of forwarded octets ingressing this PW port
E. Fwd. Pkts.	The number of forwarded packets egressing this PW port
I. Dro. Pkts.	The number of dropped packets on ingress

Label	Description
I. Dro. Octets.	The number of dropped octets on ingress
E. Fwd. Octets.	The number of forwarded octets egressing this PW port
Grp Enc Stats	Not applicable to Flex PW port

pw-port

Syntax

pw-port [*pw-port-id*] [**detail**]

pw-port sdp *sdp-id*

pw-port sdp none

pw-port *pw-port-id* **statistics**

Context

[\[Tree\]](#) (show pw-port)

Full Context

show pw-port

Description

This command displays FPE-based PW-port configuration information, state information and forwarding statistics.

Parameters

pw-port-id

Specifies the PW-port ID.

Values 1 to 10239

sdp-id

Displays PW port information based on the known internal SDP ID

sdp none

Displays information about FPE-based PW-ports that are not associated with any internal SDPs

statistics

Displays forwarding statistics, such as the number of forwarded or dropped frames (Ethernet, VLANs, payload)

Platforms

All

Output

The following is an example of PW port information.

[Table 397: PW-Port Field Descriptions](#) describes the **show pw-port** command output fields.

Sample Output

```
*A:vSIM# show pw-port 1
=====
PW Port Information
=====
PW Port   Encap      SDP      IfIndex   VC-Id
-----
1         dot1q     17406   1526726657 100001
*A:vSIM# show pw-port 1 detail
=====
PW Port Information
=====
PW Port      : 1
Encap       : dot1q
SDP         : 17406
IfIndex     : 1526726657
VC-Id      : 100001
Description  : test
=====
Service Destination Point (Sdp Id 17406 Pw-Port 1)
=====
SDP Binding port : pxc-1.b
VC-Id           : 100001      Admin Status    : up
Encap          : dot1q      Oper Status     : up
VC Type        : ether

Admin Ingress label : 262142      Admin Egress label : 262143
Oper Flags       : (Not Specified)
Monitor Oper-Group : (Not Specified)
*A:vSIM# show pw-port 1 statistics
=====
Service Destination Point (Sdp Id 17406 Pw-Port 1)
=====
SDP Binding port : pxc-1.b
VC-Id           : 100001      Admin Status    : up
Encap          : dot1q      Oper Status     : up
VC Type        : ether

Admin Ingress label : 262142      Admin Egress label : 262143
Oper Flags       : (Not Specified)
Monitor Oper-Group : (Not Specified)

Statistics      :
I. Fwd. Pkts.  : 0          I. Dro. Pkts.   : 0
I. Fwd. Octs.  : 0          I. Dro. Octs.   : 0
E. Fwd. Pkts.  : 0          E. Fwd. Octets  : 0
*A:vSIM# show pw-port sdp 17406
=====
PW Port Information
=====
PW Port   Encap      SDP      IfIndex   VC-Id
-----
1         dot1q     17406   1526726657 100001
*A:vSIM# show pw-port sdp none
=====
PW Port Information
=====
```

```

PW Port   Encap      SDP      IfIndex      VC-Id
-----
2         dot1q          1526726658
=====
    
```

Table 397: PW-Port Field Descriptions

Label	Description
PW-Port	Displays the PW port ID.
Encap	Displays the PW port encapsulation (dot1q or QinQ).
SDP	Displays the Internal SDP to which this PW port is bound.
IfIndex	Displays the Internal interface index.
VC-Id	Displays the VC-id of the internal spoke SDP that interconnects external PW to this PW port.
Description	Displays the description of this PW port.
SDP Binding Port	Displays the PXC sub-port to which this PW port is bound. This is termination side of PXC, always denoted as .b side.
VC Type	Displays the VC type of the PW port.
Admin Status	Displays the admin status of the internal SDP.
Oper Status	Displays the operational status of the internal SDP.
Admin Ingress Label	Displays the ingress VC-label associated with this PW port.
Admin Egress Label	Displays the egress VC-label associated with this PW port.
Oper Flags	Displays the operational flags on the internal SDP.
Monitor Oper-Group	Displays the operational group that is being monitored by this PW port.
I. Fwd. Pkts.	Displays the number of forwarded packets ingressing this PW port.
I. Fwd. Octs.	Displays the number of forwarded octets ingressing this PW port.
E. Fwd. Pkts.	Displays the number of forwarded packets egressing this PW port.
I. Dro. Pkts.	Displays the number of dropped packets on ingress.
I. Dro. Octs.	Displays the number of dropped octets on ingress.
E. Fwd. Octets.	Displays the number of forwarded octets egressing this PW port.

pw-port

Syntax

pw-port *pw-port-id* **statistics**

Context

[\[Tree\]](#) (clear pw-port)

Full Context

clear pw-port

Description

This command clears PW port statistics for the specified ID.

Platforms

All

19.114 pw-port-list

pw-port-list

Syntax

pw-port-list

Context

[\[Tree\]](#) (show>service>system pw-port-list)

Full Context

show service system pw-port-list

Description

This command displays system PW port list information.

Platforms

VSR

Output

The following is an example of system **pw-port-list** information.

Sample Output

```
*A:Dut-B>config>service>system# show service system pw-port-list
=====
PW Port List
=====
Ports
-----
1/1/1
1/1/2
1/1/3
1/1/4
1/1/5
1/1/6
-----
Number of Entries: 6
=====
```

19.115 pw-sap-using

pw-sap-using

Syntax

pw-sap-using

Context

[\[Tree\]](#) (show>service pw-sap-using)

Full Context

show service pw-sap-using

Description

This command displays service SAP PW port information.

Platforms

All

Output

The following example shows PW SAP port information.

Sample Output

```
=====
Service Access Points
=====
PortId                SvcId      Ing.  Ing.  Egr.  Egr.  Adm  Opr
                   QoS       QoS   Fltr  QoS   Fltr
-----
pw-1:0                1          1    none  1     none  Up  Up
```

```

pw-1:1          1      1      none    1      none    Up    Up
pw-2:2.1       2      1      none    1      none    Up    Up
pw-2:0.*       2      1      none    1      none    Up    Up
pw-2:1.*       2      1      none    1      none    Up    Up
pw-3:3         3      1      none    1      none    Up    Up
pw-4:4.*       4      1      none    1      none    Up    Up
-----
Number of SAPs : 7
-----
=====

```

19.116 pw-template

pw-template

Syntax

pw-template [*policy-id*]

Context

[\[Tree\]](#) (show>service pw-template)

Full Context

show service pw-template

Description

This command displays PW template information.

Platforms

All

Output

The following example shows PW template information.

Sample Output

```

*A:Dut-B# show service pw-template 1
=====
PW Template Information
=====
PW Tmpl Id      : 1
Use Provisioned Sdp : enabled      VcType          : vlan
Acctg Policy    : default        Collect Stats   : disabled
Mac-Learning    : enabled         Mac-Ageing      : enabled
Discard Unkn Src : disabled        Limit MacMove   : blockable
Mac-Pinning     : disabled        Vlan VcTag      : 4095
MAC Address Limit : no limit       Rest Prot Src Mac: disabled
Auto Learn Mac Prot : disabled      RestProtSrcMacAct: disable
Block On Peer Fault : disabled
SHG

```



```

Name :
Description : (Not Specified)
Rest Prot Src Mac : disabled          Rest Unprot Dst : disabled
Auto Learn Mac Prot : disabled        RestProtSrcMacAct: disable

Egress
Mac FilterId : none                  Ip FilterId : none
Ipv6 FilterId : none                 QoS NetPlcyId : none
Port RedirectQGrp : none              Instance Id : none

Ingress
Mac FilterId : none                  Ip FilterId : none
Ipv6 FilterId : none                 QoS NetPlcyId : none
Fp RedirectQGrp : none               Instance Id : none

IGMP
Fast Leave : disabled                Import Plcy : none
Last Memb Intvl : 10 deci-secs       Max Nbr Grps : 0
Send Queries : disabled
Version : 3

Force VlanVc Fwd : disabled           Control Word : disabled
Hash Label : disabled                 Hash Lbl Sig Cap : disabled
Last Changed : 02/12/2013 22:11:49

-----
Included SDP-Groups
-----
red
-----
  
```

19.117 pxc

pxc

Syntax

pxc [*pxc-id*]

Context

[\[Tree\]](#) (show>port pxc)

Full Context

show port pxc

Description

This command displays PXC port information.

Parameters

pxc-id

Specifies the PXC ID.

Values 1 to 64

Platforms

All

19.118 python

python

Syntax

python

Context

[\[Tree\]](#) (clear python)

Full Context

clear python

Description

Commands in this context clear Python commands.

Platforms

All

python

Syntax

python

Context

[\[Tree\]](#) (show python)

Full Context

show python

Description

Commands in this context display Python information.

Platforms

All

python

Syntax

`python`

Context

[\[Tree\]](#) (tools>dump python)

Full Context

tools dump python

Description

Commands in this context dump Python information.

Platforms

All

19.119 python-policy

python-policy

Syntax

`python-policy name cache`

`python-policy name cache hex-key hex-string`

`python-policy name cache string-key string-key`

Context

[\[Tree\]](#) (tools>dump>python python-policy)

Full Context

tools dump python python-policy

Description

This command dumps all cached entries or a specified entry of a specified Python policy.

The DDP key in the output is the python cache persistency record key.



Note:

The DDP Key in the output could be used for the `tools>dump>persistence>python` command.

Parameters

name

Specifies the name of the Python policy, up to 32 characters.

string-key

Specifies the key of the entry to be updated in ASCII strong format, up to 512 characters maximum.

hex-key

Specifies the key of the entry to be updated in hex string format.

Values 0x0..0xFFFFFFFF...(988 hex nibbles maximum)

Platforms

All

python-policy

Syntax

python-policy *name* **cache** **hex-key** *hex-string* **set-lifetime** [*lifetime*]

python-policy *name* **cache** *string-key* [512 chars max] **set-lifetime** [*lifetime*]

Context

[\[Tree\]](#) (tools>perform python-policy)

Full Context

tools perform python-policy

Description

This command set the lifetime of a specified python cache entry.

Parameters

name

Specifies the name of the Python policy, up to 32 characters.

string-key

Specifies the key of the entry to be updated in ASCII strong format.

hex-string

Specifies the key of the entry to be updated in hex string format.

set-lifetime

Specifies the new lifetime of the entry.

Values 1 to 2147483647

Platforms

All

python-policy

Syntax

python-policy

python-policy *policy-name* [**association**]

Context

[\[Tree\]](#) (show>python python-policy)

Full Context

show python python-policy

Description

This command displays information about the currently configured Python policy.

The system will display a list of currently configured Python policy names if no parameter is specified.

Parameters

policy-name

Specifies the Python policy name, up to 32 characters, to display.

association

Displays the associations of the specified Python policy.

Platforms

All

Output

The following output is an example of DHCP Python policy information

Sample Output

```
show python python-policy "dhcp"
=====
Python policy "dhcp"
=====
Description   : (Not Specified)
-----
Messages
-----
Type           Dir      Script
-----
dhcpDiscover   egress  dhcpv4
dhcpRequest    egress  dhcpv4
dhcpAck        ingress dtc
-----
No. of Messages: 3
```

```
-----  
=====
```

```
show python python-policy "dhcp" association
```

```
-----  
Python Policy Association  
-----  
Location  
-----  
Service: 500, GrpIf g1, dhcp  
-----  
No. of Python policy association: 1  
=====
```

python-policy

Syntax

python-policy *name* **cache all**

python-policy *name* **cache hex-key** *hex-string*

python-policy *name* **cache string-key** *string-key*

Context

[\[Tree\]](#) (clear>python python-policy)

Full Context

clear python python-policy

Description

This command clears Python policy data.

Parameters

name

Specifies the name of the Python policy, up to 32 characters.

string-key

Specifies the key of the entry to be updated in ASCII strong format, up to 512 characters maximum.

hex-string

Specifies the key of the entry to be updated in hex string format.

Values 0x0..0xFFFFFFFF...(988 hex nibbles maximum)

Platforms

All

19.120 python-script

python-script

Syntax

python-script

python-script *script-name* [**association** | **source-in-use**]

Context

[\[Tree\]](#) (show>python python-script)

Full Context

show python python-script

Description

This command displays information about the currently configured Python script.

The system will display a list of currently configured Python script names if no parameter is specified.

Parameters

script-name

Specifies the Python script name, up to 32 characters, to display information.

association

Displays the associations of the specified Python script.

source-in-use

Displays the Python source code in use.

Platforms

All

Output

The following output is an example of Python script information.

Sample Output

```
show python python-script "dhcpv4"
=====
Python script "dhcpv4"
=====
Description   : (Not Specified)
Admin state   : inService
Oper state    : inService
Action on fail: drop
Protection    : none
Primary URL   : cf1:/dhcpv4.py
Secondary URL : (Not Specified)
```

```
Tertiary URL : (Not Specified)
Active URL   : primary
Last changed : 01/26/2014 05:02:10
=====

show python python-script "dhcpv4" association
=====
Python Script Association
=====
Policy                Type                Dir
-----
dhcp                  dhcpDiscover        egress
dhcp                  dhcpRequest         egress
-----
No. of Python script association: 2
=====
```

python-script

Syntax

python-script

Context

[\[Tree\]](#) (tools>perform python-script)

Full Context

tools perform python-script

Description

Commands in this context perform Python script operations.

Platforms

All

python-script

Syntax

python-script *script-name* **nat-group** *nat-group-id* **statistics**

python-script *script-name* **wlan-gw-group** *wlan-gw-group-id* **statistics**

Context

[\[Tree\]](#) (clear>python python-script)

Full Context

clear python python-script

Description

This command clears Python script statistics.

Parameters

script-name

Specifies the Python script name, up to 32 characters, to display information.

wlan-gw-group-id

Specifies the WLAN-GW group ID.

Values 1 to 4

nat-group-id

Specifies the NAT group ID.

Values 1 to 8 (7750 SR-12)
1 to 4 (all other platforms)

Platforms

7450 ESS, 7750 SR, 7750 SR-e, 7750 SR-s

19.121 python-script protect

python-script protect

Syntax

```
python-script protect input file-url hmac-sha256 key secret-key output file-url
```

Context

[\[Tree\]](#) (tools>perform>python-script>protect>python-script protect)

Full Context

```
tools perform python-script protect python-script protect
```

Description

This command converts a normal (unprotected) Python script file into an SRPY format with specified key.

Parameters

input *file-url*

Specifies the URL of the input script file, up to 180 characters.

key *secret-key*

Specifies the key used to compute the hash, up to 128 characters.

output *file-url*

Specifies the URL of the output script file, up to 180 characters.

19.122 python-script reload

```
python-script reload
```

Syntax

```
python-script reload name
```

Context

[\[Tree\]](#) (tools>perform>python-script>reload>python-script reload)

Full Context

```
tools perform python-script reload python-script reload
```

Description

This command reloads and recompiles the primary, secondary, and tertiary scripts in the specified Python script, in that order. The system uses the first script that comes up.



Note:

Executing this command may update the last modified time for the system configuration.

Parameters

name

Specifies the name of the Python script to be reloaded, up to 32 characters.

20 q Commands

20.1 qos

```
qos
```

Syntax

```
qos
```

Context

[\[Tree\]](#) (clear qos)

Full Context

```
clear qos
```

Description

Commands in this context clear QoS statistics.

Platforms

All

```
qos
```

Syntax

```
qos
```

Context

[\[Tree\]](#) (show qos)

Full Context

```
show qos
```

Description

Commands in this context display QoS information.

Platforms

All

qos

Syntax

qos

Context

[\[Tree\]](#) (tools>dump qos)

Full Context

tools dump qos

Description

Commands in this context dump QoS information.

Platforms

All

qos

Syntax

qos

Context

[\[Tree\]](#) (monitor qos)

Full Context

monitor qos

Description

Commands in this context configure criteria to monitor QoS scheduler statistics for specific customers and SAPs.

Platforms

All

20.2 querier

querier

Syntax

querier

Context

[\[Tree\]](#) (show>service>id>mld-snooping querier)

Full Context

show service id mld-snooping querier

Description

This command displays information about the current querier.

Platforms

All

Output

The following output is an example of service MLD snooping querier information.

Sample Output

```
*A:rbae_C# show service id 1 mld-snooping querier
=====
MLD Snooping Querier info for service 1
=====
Sap Id           : 2/1/5
IP Address       : FE80:db8:12
Expires         : 11s
Up Time         : 0d 00:13:35
Version         : 2

General Query Interval : 10s
Query Response Interval : 1.0s
Robust Count         : 2
=====
*A:rbae_C#
```

querier

Syntax

querier

Context

[\[Tree\]](#) (show>service>id>igmp-snooping querier)

Full Context

show service id igmp-snooping querier

Description

This command displays information on the IGMP snooping queriers for the VPLS service.

Platforms

All

Output

Sample Output

```
*A:ALA-1>show>service>id>snooping# querier
=====
IGMP Snooping Querier info for service 10
=====
Sap Id           : 1/1/1
IP Address       : 10.10.10.1
Expires          : 6s
Up Time          : 0d 00:56:50
Version          : 3

General Query Interval : 5s
Query Response Interval : 2.0s
Robust Count           : 2
=====
*A:ALA-1>show>service>id>snooping#
```

[Table 398: IGMP Snooping Queriers Fields](#) describes the show output fields.

Table 398: IGMP Snooping Queriers Fields

Label	Description
SAP Id	Specifies the SAP ID of the service.
IP address	Specifies the IP address of the querier.
Expires	The time left, in seconds, that the query will expire.
Up time	The length of time the query has been enabled.
Version	The configured version of IGMP.
General Query Interval	The frequency at which host-query packets are transmitted.
Query Response Interval	The time to wait to receive a response to the host-query message from the host.
Robust Count	Specifies the value used to calculate several IGMP message intervals.

querier

Syntax

querier

Context

[\[Tree\]](#) (clear>service>id>igmp-snooping querier)

Full Context

clear service id igmp-snooping querier

Description

This command clears the information on the IGMP snooping queriers for the VPLS service.

Platforms

All

querier

Syntax

querier

Context

[\[Tree\]](#) (clear>service>id>mld-snooping querier)

Full Context

clear service id mld-snooping querier

Description

This command clears MLD snooping querier information.

Platforms

All

20.3 query-results

query-results

Syntax

query-results id *query-id*

query-results name *query-name*

Context

[Tree] (show>subscr-mgmt>wlan-gw>tunnels query-results)

Full Context

show subscriber-mgmt wlan-gw tunnels query-results

Description

This command shows the results of a query configured under **subscr-mgmt>wlan-gw>ue-query**.

Parameters

query-id

Identifies the query by numeric ID.

Values 1 to 1024

query-name

Identifies the query name, up to 32 characters.

Platforms

7750 SR, 7750 SR-e, 7750 SR-s, VSR

Output

The following output is an example of the results of a tunnel query.

Sample Output

```

WLAN-GW> show subscriber-mgmt wlan-gw tunnels query-results name "min_3_dsm_ue"
=====
WLAN-GW tunnels
=====
Router                : 10
Encapsulation         : gre
Remote IP address     : 10.0.0.2
Local IP address      : 10.0.0.10
ISA group ID         : 1
ISA member ID        : 1
Interface             : grp-itf
Interface Service ID  : 5
First move time       : N/A
AP MAC address        : (Unknown)
AP MAC learn failed   : true
No. of UE             : 3
No. of migrant UE     : 0
No. of DSM UE        : 3
No. of layer-2 wholesale UE : 0
No. of cross-connect UE : 0
No. of ESM UE        : 0
-----
Router                : 10
Encapsulation         : gre
Remote IP address     : 10.0.0.4
Local IP address      : 10.0.0.10
  
```



```

ISA group ID          : 1
ISA member ID        : 1
Interface            : grp-itf
Interface Service ID : 5
First move time      : N/A
AP MAC address       : (Unknown)
AP MAC learn failed  : true
No. of UE            : 4
No. of migrant UE    : 0
No. of DSM UE        : 4
No. of layer-2 wholesale UE : 0
No. of cross-connect UE : 0
No. of ESM UE        : 0
-----
No. of WLAN-GW tunnels: 2
=====
  
```

query-results

Syntax

query-results id *query-id*

query-results name *query-name*

Context

[Tree] (show>subscr-mgmt>wlan-gw>ue query-results)

Full Context

show subscriber-mgmt wlan-gw ue query-results

Description

This command shows the results of a query configured under **subscr-mgmt>wlan-gw>ue-query**.

Parameters

query-id

Identifies the query by numeric ID.

Values 1 to 1024

query-name

Identifies the query name, up to 32 characters.

Platforms

7750 SR, 7750 SR-e, 7750 SR-s, VSR

Output

The following output is an example of the results of a UE query.

Sample Output

```

WLAN-GW>show subscriber-mgmt wlan-gw ue query-results name "by_mac"
=====
WLAN-GW UE
=====
Tunnel Router           : 10
Encapsulation          : gre
Tunnel Remote IP address : 10.0.0.2
Tunnel Local IP address  : 10.0.0.10
MAC address             : 00:00:5e:00:53:11
IP address              : 10.16.0.3
State                   : distributed-sub-mgmt
ISA group ID            : 1
ISA member ID           : 1
Last move time          : N/A
AP MAC address          : (Unknown)
Service Set ID (SSID)   : (Not Specified)
MPLS label              : (Not Specified)
Expiry time             : 2019/01/21 14:37:56
Idle timeout (s)        : (Not Specified)
Session expiry time     : 2019/01/21 14:37:56
NAT policy              : dsm_nat
HTTP redirect policy    : (Not Specified)
DSM IP filter           : (Not Specified)
Accounting policy       : dsm_aaa
Accounting update period (s): 300
Accounting update time  : 2019/01/21 14:07:56
Ingress PIR (kilobps)  : max
Ingress CIR (kilobps)  : max
Egress PIR (kilobps)   : max
Egress CIR (kilobps)   : max
Application profile     : (Not Specified)
IP address family       : ipv4-only
SLAAC prefix            : ::
SLAAC address 1         : ::
SLAAC address 2         : ::
SLAAC address 3         : ::
SLAAC expiry time       : N/A
DHCPv6 address deprecated : no
DHCPv6 address          : ::
DHCPv6 address deprecated : no
Identity Association ID  : (Not Specified)
Identity Association ID val*: no
DHCPv6 lease expiry time : N/A
Bridge ID               : (Not Specified)
Received packets        : 4
Received bytes          : 440
Transmitted packets     : 5
Transmitted bytes       : 788
Result number           : 1/1
-----
No. of WLAN-GW UE: 1
=====
* indicates that the corresponding row element may have been truncated.
  
```

20.4 queue

queue

Syntax

queue queue-group *queue-group-name* *port-id* { **ingress** | **egress** } [**id** *queue-id*] [**instance** *instance-id*]

queue sap *sap-id* {**ingress** | **egress**} [**id** *queue-id*]

queue subscriber *sub-ident-string* [**sla-profile** *sla-profile-name*] {**ingress** | **egress**} [**id** *queue-id*]

Context

[\[Tree\]](#) (show>qos queue)

Full Context

show qos queue

Description

The **show qos queue** command outputs the Burst Control Group (BCG) name and slowest accurate visitation time for the specified queues.

For each queue specified, the system may find multiple hardware queues. This may be true for ingress queues on multipoint services (VPLS, IES, VPRN) or for queues created on an Ethernet Link Aggregation Group (LAG). When this is true, the show command displays the BCG name for each individual hardware queue.

The BCG name associated with a queue may be specified in the **show bcg** command to display the historical and current visitation time for the BCG managing the burst tolerance of the queue. If the output visitation time is greater (longer time) than the queue returned slowest accurate visitation time, the queue's shaping rate may be negatively impacted.

Parameters

queue-group-name *port-id*

Specifies that the system should find and display the BCG and calculate the slowest accurate visitation time for the queues within the specified *queue-group-name* on the specified *port-id*. If the specified *port-id* is not provisioned on the system or the specified *queue-group-name* is not found on the port's specified direction, the show command will fail.

Values port-id: up to 17 characters
 queue-group-name: up to 32 characters

{**ingress** | **egress**}

Specifies the direction to display and are mutually exclusive.

queue-id

Limits the return queues to a single *queue-id*.

Values 1 to 16

instance-id

Specifies which instance of a queue group with template queue-group-name to which this queue should be redirected. This parameter is only valid for queue groups on egress ports where policy-based redirection is required.

Values 1 to 65535

sap-id

Specifies that the system should find and display the BCG and calculate the slowest accurate visitation time for the queues within the specified *sap-id*. If the specified *sap-id* is not found, the show command will fail.

Values up to 64 characters

sub-ident-string

Specifies that the system should find and display the BCG and calculate the slowest accurate visitation time for the queues associated with the specified *sub-ident-string*. If the specified *sub-ident-string* does not exist, the show command will fail.

Values up to 32 characters

sla-profile-name

Specifies that the system should find and display the BCG and calculate the slowest accurate visitation time for the queues associated with the specified subscriber and sla-profile *sla-profile-name*. If the specified *sla-profile-name* does not exist, the show command will fail.

Platforms

All

20.5 queue-depth

queue-depth

Syntax

queue-depth [*queue queue-id*] [**ingress** | **egress**]

Context

[\[Tree\]](#) (clear>service>id>sap queue-depth)

Full Context

clear service id sap queue-depth

Description

This command clears queue depth information for the specified SAP.

Parameters

queue-id

Specifies the queue ID.

Values 1 to 32

ingress

Clears information for the ingress policy.

egress

Clears information for the egress policy.

Platforms

All

20.6 queue-depth-violations

queue-depth-violations

Syntax

queue-depth-violations *mda-id[/port]* [**non-zero-counts-only**]

queue-depth-violations *mda-id[/port]* **access-egress** [**non-zero-counts-only**]

queue-depth-violations *mda-id[/port]* **access-egress service** *service-id* [**non-zero-counts-only**]

queue-depth-violations *mda-id[/port]* **access-egress queue-group** *queue-group-name* [**instance** *instance-id*] [**non-zero-counts-only**]

queue-depth-violations *mda-id[/port]* **network-egress** [**non-zero-counts-only**]

queue-depth-violations *mda-id[/port]* **network-egress queue-group** *queue-group-name* [**instance** *instance-id*] [**non-zero-counts-only**]

Context

[\[Tree\]](#) (show>qos queue-depth-violations)

Full Context

show qos queue-depth-violations

Description

This command displays queue depth violation information, with the option of requesting only the information with a non-zero violation count.

Parameters

mda-id[/port]

Displays the pool information associated with the specified XMA or MDA and port.

Values slot/mda[/port]

non-zero-counts-only

Displays only non-zero counts.

access-egress

Displays access egress information.

service-id

Specifies that the system should find and display queue depth violation information for the queues associated with the specified *service-id*.

Values 1 to 2147483648, *svc-name*: up to 64 characters

queue-group-name

Specifies that the system should find and display information for the queues within the specified *queue-group-name*, up to 32 characters, on the specified *mda-id*.

instance-id

Specifies which instance of a queue group with template queue-group-name to which this queue should be redirected. This parameter is only valid for queue groups on egress ports where policy-based redirection is required.

Values 1 to 65535

network-egress

Displays network egress information.

Platforms

All

Output

The following output is an example of queue depth violation information, and [Table 399: Show QoS Queue Depth Violation Output Fields](#) describes the output fields.

Sample Output

```
*A:PE# show qos queue-depth-violations access-egress service 2147483647
=====
Queue Depth Violation Information (Egress SAP)
=====
-----
Queue: 2147483647->1/x1/1/c1/1:4096->1 Last seen: Thu Mar 26 12:39:33 PDT 2020
Oper MBS: 1024 KB Violation Threshold Percnt: 75.00
Queue Poll Int: 10 ms HWM Poll Int: 90 ms Total Violations: 30
-----
Queue: 2147483647->1/x1/1/c1/1:4096->2 Last seen: Thu Mar 26 12:39:33 PDT 2020
Oper MBS: 2048 KB Violation Threshold Percnt: 70.00
Queue Poll Int: 10 ms HWM Poll Int: 90 ms Total Violations: 0
-----
Queue: 2147483647->1/x1/1/c1/1:4096->3 Last seen: Thu Mar 26 12:39:33 PDT 2020
Oper MBS: 3072 KB Violation Threshold Percnt: 85.00
Queue Poll Int: 10 ms HWM Poll Int: 90 ms Total Violations: 50
```

```

=====
*A:PE# show qos queue-depth-violations access-egress service 2147483647 non-zero-counts-only
=====
Queue Depth Violation Information (Egress SAP)
=====
-----
Queue: 2147483647->1/x1/1/c1/1:4096->1   Last seen: Thu Mar 26 12:39:33 PDT 2020
Oper MBS: 1024 KB                       Violation Threshold Percnt: 75.00
Queue Poll Int: 10 ms   HWM Poll Int: 90 ms   Total Violations: 30
-----
Queue: 2147483647->1/x1/1/c1/1:4096->3   Last seen: Thu Mar 26 12:39:33 PDT 2020
Oper MBS: 3072 KB                       Violation Threshold Percnt: 85.00
Queue Poll Int: 10 ms   HWM Poll Int: 90 ms   Total Violations: 50
=====

```

Table 399: Show QoS Queue Depth Violation Output Fields

Label	Description
Queue	Displays the queue information
Last seen	Displays the date and time of the last seen violation
Oper MBS	Displays the operational MBS size
Violation Threshold Percnt	Displays the violation threshold percentage
Queue Poll Int	Displays the queue polling interval
HWM Poll Int	Displays the HWM polling interval
Total Violations	Displays the total number of violations

20.7 queue-group

queue-group

Syntax

queue-group [*queue-group-name*] {**ingress** | **egress**} [{**association** | **detail**}]

queue-group summary

Context

[\[Tree\]](#) (show>qos queue-group)

Full Context

show qos queue-group

Description

This command displays queue-group information.

Parameters

queue-group-name

Specifies the name of an existing queue group template up to 32 characters.

ingress

Specifies whether the queue group name is an ingress policy.

egress

Specifies whether the queue group name is an egress policy.

association

Displays the entities associated with the specified queue group name.

detail

Displays detailed queue group information for the specified queue group name.

summary

Displays the total number of queue-group instances per card (IOM or XCM).

Platforms

All

Output

The following outputs are examples of queue group information.

Sample Output

```
*A:PE# show qos queue-group egress

=====
Queue Group Egress
=====
Group-Name          Description
-----
qq1
_tmnx_nat_egr_q_grp    NAT/LNS Egress Queue Group Template
policer-output-queues  Default egress policer output queues.
_tmnx_nat_egr_q_grp_v2  NAT/LNS Egress Queue Group Template for ISAv2
_tmnx_lns_esm_egr_q_grp  LNS ESM Egress Queue Group Template
-----
Egress Queue Groups   : 5
=====

*A:PE#
*A:PE# show qos queue-group egress "qq1" detail

=====
QoS Queue-Group Egress
=====

-----
QoS Queue Group
-----
Group-Name           : qq1
```



```

Description          : (Not Specified)
Queues HQoS Managed : True
HS Attachment Policy : default
-----
Queue Information
-----
Queue-Id             : 1                Queue-Type          : best-effort
Admin PIR            : 50000           Admin CIR           : 0
PIR Rule             : closest          CIR Rule            : closest
CBS                  : def              MBS                 : 1000 KB
Packet Byte Offset  : add 0
Adv Config Policy    : (Not Specified)
Parent               : s1
PIR Level/Weight     : 1/1             CIR Level/Weight    : 0/1
Burst Limit          : default
Wred Queue Mode      : none             Wred Queue SlopeUsage: not-applicable
Slope Policy         : default
Dynamic MBS          : enabled          Queue Delay         : not-applicable
High-Plus Drop Tail : def             High Drop Tail      : def
Low Drop Tail        : def             Exceed Drop Tail    : def
-----
HS Queue Information
-----
Queue-Id             : 1
Admin PIR            : 50000
PIR Rule             : closest
MBS                  : 1000 KB
Packet Byte Offset  : add 0
Burst Limit          : default
HS Class Weight      : 1                HS Wrr Weight       : 1
HS Wred-Q Slope Plcy : _tmnx_hs_default
HS Alt Class Pool    : False
-----
HS Wrr Group Information
-----
HS Wrr Group Id      : 1                Class Weight         : 1
Rate                  : max              Percent Rate          : 100.00
PIR Adaptation Rule : closest

HS Wrr Group Id      : 2                Class Weight         : 1
Rate                  : max              Percent Rate          : 100.00
PIR Adaptation Rule : closest
-----
Queue Group FC Mapping
=====
FC Name                Queue-Id
-----
No Matching Entries
=====
Queue Group Ports (access)
=====
Port      Sched Pol      Acctg Pol Stats Description      QGrp-Instance
  
```

```

-----
5/1/1                0          No                1
-----

=====
Queue Group Ports (network)
=====
Port      Sched Pol  Policer-Ctrl-Pol  Acctg Pol  Stats  Description  QGrp-Instance
-----
No Matching Entries

=====
Qos Sap-Egress FC Group-Queue References
=====
Sap Policy    FC Name          Queue Id
-----
No Matching Entries

=====
Qos Sap-Egress FC Port-Redirect-Group-Queue References
=====
Sap Policy    FC Name          Queue Id
-----
No Matching Entries

=====
Queue Group Policer
=====
No Matching Entries

=====
*A:PE#
*A:PE# show qos queue-group ingress

=====
Queue Group Ingress
=====
Group-Name          Description
-----
qg1
_tmnx_nat_ing_q_grp      NAT/LNS Ingress Queue Group Template
_tmnx_nat_ing_q_grp_v2  NAT/LNS Ingress Queue Group Template for ISA*
_tmnx_lns_esm_ing_q_grp  LNS ESM Ingress Queue Group Template
-----
Ingress Queue Groups      : 4

=====
* indicates that the corresponding row element may have been truncated.
*A:PE#
*A:PE# show qos queue-group ingress "qg1" detail

=====
QoS Queue-Group Ingress
=====

=====
QoS Queue Group
-----
Group-Name      : qg1
Description     : (Not Specified)

-----
Q  Mode      CIR Admin  PIR Admin  CBS          PIR Lvl/Wt Parent
              CIR Rule   PIR Rule   MBS          CIR Lvl/Wt BurstLimit(B)
              Low Drop Tail          Pkt Bt 0fst  Adv Config Policy Name
              FIR Admin  FIR Rule   Cir-non-profiling
  
```

```

-----
No Matching Entries

=====
Queue Group Ports
=====
Port                Sched Pol          Acctg Pol Stats   Description
-----
No Matching Entries

=====
Queue Group Sap FC Maps
=====
Sap Policy          FC Name            Queue (id type)
-----
No Matching Entries

=====
Queue Group FP Maps
=====
Card Num           Fp Num             Instance           Type
-----
1                   1                   1                   Access
-----
Entries found: 1
-----

=====
Queue Group Service Maps
=====
Service Id          Service Type        Instance
-----
No Matching Entries

=====
Queue Group Policer
=====
Policer Id         : 1
Description         : (Not Specified)
PIR Adptn          : closest           CIR Adptn          : closest
Parent              : none              Level               : 1
Weight              : 1                 Adv. Cfg Plcy      : none
Admin PIR           : max               Admin CIR           : 0
CBS                 : def               MBS                 : def
Hi Prio Only        : def               Pkt Offset          : 0
Profile Capped      : Disabled
StatMode            : minimal

=====
*A:PE#
*A:PE# show qos queue-group summary

=====
Queue-group instances per card
=====
card    port-acc-ing  port-acc-egr  port-nw-egr  fp-acc-ing  fp-nw-ing
-----
1        0             0             0             1             0
2        0             1             0             0             0
3        0             0             0             0             0
4        0             0             0             0             0
5        0             3             0             0             0
-----
  
```

```
Total ingress QG templates per system : 4
Total egress QG templates per system : 5
=====
*A:PE#
```

```
CIR Rule   PIR Rule   MBS           CIR Lvl/Wt BurstLimit(B)
          CIR Prcnt  PIR Prcnt   Low Drop Tail
```

queue-group

Syntax

```
queue-group queue-group-name egress access [instance instance-id] [egress-queue egress-queue-id]
[interval seconds] [repeat repeat] [absolute | rate]
```

```
queue-group queue-group-name ingress access ingress-queue ingress-queue-id [interval seconds]
[repeat repeat] [absolute | rate]
```

```
queue-group queue-group-name egress network instance instance-id [policer policer-id] [egress-queue
egress-queue-id] [interval seconds] [repeat repeat] [absolute | rate]
```

Context

[\[Tree\]](#) (monitor>port queue-group)

Full Context

monitor port queue-group

Description

This command enables queue-group monitoring for the specified parameters.

Parameters

queue-group-name

Specifies the name of the queue-group up to 32 characters.

access

Specifies the access type.

Values access

network

Specifies the network type.

Values network

instance-id

Specifies the identification of a specific instance of the queue group.

Values 1 to 65535

policer-id

The specified policer ID must exist within the queue-group template applied to the ingress context of the forwarding plane.

Values 1 to 8

egress-queue-id

Monitors statistics for this queue.

Values 1 to 8

ingress-queue-id

Monitors statistics for this queue.

Values 1 to 32

seconds

Configures the interval for each display, in seconds.

Values 11 to 60

Default 11

repeat

Configures how many times the command is repeated.

Values 1 to 999

Default 10

absolute

When the absolute keyword is specified, the raw statistics are displayed without processing. No calculations are performed on the delta or rate statistics.

rate

When the rate keyword is specified, the rate-per-second for each statistic is displayed instead of the delta.

Platforms

All

queue-group

Syntax

queue-group [ingress | egress] [queue-group-name] [access | network [instance instance-id]

queue-group [ingress | egress] [queue-group-name] [access | network] associations [instance instance-id]

queue-group [ingress | egress] queue-group-name [access | network] [instance instance-id] queue-depth [queue queue-id]

queue-group [**ingress** | **egress**] [*queue-group-name*] [**access** | **network**] **statistics** [**instance** *instance-id*]

queue-group summary

Context

[\[Tree\]](#) (show>port queue-group)

Full Context

show port queue-group

Description

This command displays queue group information.

Parameters

queue-group-name

Specifies the queue group name, up to 32 characters.

statistics

Displays queue group port statistics.

associations

Displays queue group port associations.

summary

Displays summary information.

instance-id

Specifies the identification of a specific instance of the queue group.

Values 1 to 65535

queue-depth

Displays queue depth information for the specified queue group queue.

queue-id

Specifies the queue ID.

Values 1 to 32

Platforms

All

20.8 queue-group-redirect-list

queue-group-redirect-list

Syntax

queue-group-redirect-list [*policy-name*] [**association** | **detail**]

Context

[[Tree](#)] (show>qos queue-group-redirect-list)

Full Context

show qos queue-group-redirect-list

Description

This command displays queue group redirect list information.

Parameters

policy-name

Specifies the name of a queue group redirect list, up to 32 characters.

association

Displays the entities associated with the specified queue group redirect list.

detail

Displays detailed information, including queue group redirect list associations.

Platforms

All

Output

The following output is an example of queue group redirect list information.

Sample Output

```
A:PE# show qos queue-group-redirect-list detail
=====
Queue Group Redirect List Information
=====
Policy Name       : list1
Match Type       : vxlan-vni
-----
Match            Instance
-----
1                1
2                2
3                3
-----
Service Associations
-----
Service ID      Service Type      SAP
-----
1                IES                1/1/1            (Ingress/Egress)
-----
```

A:PE#

21 r Commands

21.1 radius

radius

Syntax

radius *server-index*

Context

[\[Tree\]](#) (clear radius)

Full Context

clear radius

Description

This command applies to RADIUS servers configured for user access (**configure system security radius server**). This command clears the RADIUS server state.

Parameters

server-index

Specifies the index for the RADIUS server. The index determines the sequence in which the servers are queried for authentication requests. Servers are queried in order from lowest to highest index.

Values 1 to 5

Platforms

7450 ESS, 7750 SR, 7750 SR-a, 7750 SR-e, 7750 SR-s, VSR

radius

Syntax

radius

Context

[\[Tree\]](#) (clear>li radius)

Full Context

clear li radius

Description

This command clears RADIUS associated entities.

Platforms

All

radius

Syntax

radius [**user** *user-name*] [**policy** *policy-name*] [**server-index** *index*] **statistics**

Context

[\[Tree\]](#) (show radius)

Full Context

show radius

Description

This command displays RADIUS server related information.

Parameters

user-name

Specifies the RADIUS username, up to 32 characters.

policy-name

Specifies the policy name, up to 32 characters.

index

Specifies the server index.

Values 1 to 16

Platforms

All

21.2 radius-accounting

radius-accounting

Syntax

radius-accounting [*policy-name*]

Context

[\[Tree\]](#) (clear>subscriber-mgmt radius-accounting)

Full Context

clear subscriber-mgmt radius-accounting

Description

This command clears RADIUS accounting data for the specified policy.

Parameters

policy-name

The name of the policy. The string is case sensitive and limited to 32 ASCII 7-bit printable characters with no spaces.

Platforms

7450 ESS, 7750 SR, 7750 SR-a, 7750 SR-e, 7750 SR-s, VSR

21.3 radius-accounting-policy

radius-accounting-policy

Syntax

radius-accounting-policy *name* **association**

radius-accounting-policy [*name*]

radius-accounting-policy *name* **statistics**

Context

[\[Tree\]](#) (show>subscr-mgmt radius-accounting-policy)

Full Context

show subscriber-mgmt radius-accounting-policy

Description

This command displays RADIUS accounting policy information.

Parameters

name

Specifies the RADIUS accounting policy name.

association

Displays parameters associated with this RADIUS accounting policy.

statistics

Displays statistics associated with this RADIUS accounting policy.

Platforms

7450 ESS, 7750 SR, 7750 SR-a, 7750 SR-e, 7750 SR-s, VSR

Output

The following output displays subscriber management RADIUS accounting policy information.

Sample Output

```
*B:asd-tr0610-dr421# show subscriber-mgmt radius-accounting-policy "ZiggoAcct1813"
statistics
=====
Radius Accounting Policy ZiggoAcct1813 Statistics
=====
Tx Requests      : 36035966          Rx Responses    : 36035966
Request Timeouts : 0              Send Retries    : 2713
Send Failed      : 0
-----
Radius Servers
-----
Index IP Address      Tx Reqs    Rx Resps    Req Timeouts Req Send Failed
-----
1     172.18.129.36    9012635    9011762     873          0
2     172.18.129.37    9004736    9003814     922          0
3     172.18.129.68    9010236    9009925     311          0
4     172.18.129.69    9011115    9010465     650          0
=====
```

[Table 400: RADIUS Accounting Policy Field Descriptions](#) describes subscriber management RADIUS accounting policy output fields.

Table 400: RADIUS Accounting Policy Field Descriptions

Label	Description
Tx Requests/TX Reqs	Displays the number of accounting requests transmitted for this policy.
Rx Responses/Rx Resps	Displays the number of accounting responses received for this policy.
Request Timeouts/Req Timeouts	Displays the number of accounting requests which have timed out for this policy.
Send Retries	Displays the number of retries to a different server for a single accounting request for this policy.

Label	Description
Send Failed Req Send Failed	Displays how many accounting requests failed because the packet could not be sent out for this policy.
Radius Servers	<p>Displays a table in which the statistics associated with this RADIUS accounting policy are broken down by individual RADIUS server.</p> <p>The table columns are:</p> <p>Index—displays the index number assigned to the RADIUS server. The index determines the sequence in which the servers are queried for authentication requests. Servers are queried in order from lowest to highest index.</p> <p>IP Address—the address of the RADIUS server.</p> <p>TX Reqs—see TX Requests in this table.</p> <p>Rx Resps—see RX Responses in this table.</p> <p>Req Timeouts—see Request Timeouts in this table.</p> <p>Req Send Failed—see Send Failed in this table.</p>

radius-accounting-policy

Syntax

radius-accounting-policy [*rad-acct-plcy-name*]
radius-accounting-policy *rad-acct-plcy-name* **associations**
radius-accounting-policy *rad-acct-plcy-name* **statistics**

Context

[\[Tree\]](#) (show>app-assure radius-accounting-policy)

Full Context

show application-assurance radius-accounting-policy

Description

This command displays RADIUS accounting policy information.

Parameters

rad-acct-plcy-name

Specifies the RADIUS accounting policy.

associations

Specifies to show what contexts are associated with this policy.

statistics

Specifies to show statistics related to this policy.

Platforms

7450 ESS, 7750 SR, 7750 SR-e, 7750 SR-s, VSR

radius-accounting-policy

Syntax

radius-accounting-policy *rad-acct-plcy-name* [**server** *server-index*] **statistics**

Context

[\[Tree\]](#) (clear>app-assure radius-accounting-policy)

Full Context

clear application-assurance radius-accounting-policy

Description

This command clears application assurance RADIUS accounting statistics for the specified policy.

Parameters

policy-name

The name of the policy. The string is case sensitive and limited to 32 ASCII 7-bit printable characters with no spaces.

server-index

The index for the RADIUS server.

Values 1 to 5 (a maximum of 5 accounting servers)

Platforms

7450 ESS, 7750 SR, 7750 SR-e, 7750 SR-s, VSR

radius-accounting-policy

Syntax

radius-accounting-policy [*name*]

Context

[\[Tree\]](#) (show>ipsec radius-accounting-policy)

Full Context

show ipsec radius-accounting-policy

Description

This command displays RADIUS accounting-policy related information.

Parameters

name

Specifies an existing RADIUS accounting policy.

Platforms

7450 ESS, 7750 SR, 7750 SR-e, 7750 SR-s, VSR

Output

The following is an example output for the **show ipsec radius-accounting-policy** command.

Sample Output

```

show ipsec radius-accounting-policy
=====
Radius Accounting Policy
=====
Policy Name          Server Policy          Include Attribs      Upd Int
                    framedIpAddr          nasId nasPortId     Jitter
-----
rad-acct-policy-1    (Not Specified)      nasId nasPortId     20
                    framedIpAddr          (Not Specified)     10
=====
Number of entries: 1
=====

show ipsec radius-accounting-policy "rad-acct-policy-1"
=====
IPsec Radius Accounting Policy Detail
=====
Name                  : rad-acct-policy-1
Server Policy         : (Not Specified)
Include Attr          : nasId nasPortId framedIpAddr
Update Interval       : 20
Jitter                : 10 sec.
=====
  
```

21.4 radius-acct

radius-acct

Syntax

radius-acct

Context

[Tree] (show>service>active-subscribers>hierarchy radius-acct)

Full Context

show service active-subscribers hierarchy radius-acct

Description

This command provides information about subscriber RADIUS accounting sessions including: the accounting policy name, the accounting mode, the interim intervals, the accounting session ID, and the multi-session ID. If there are no RADIUS accounting sessions enabled for subscribers, this command still shows the session ID that can be used by CoA.

PD hosts modeled as routes are not considered hosts, and therefore, are not shown in the output of this command.

This command only shows a numeric RADIUS session ID even if the RADIUS accounting policy is configured using the descriptive format.

Platforms

7450 ESS, 7750 SR, 7750 SR-a, 7750 SR-e, 7750 SR-s, VSR

Output

The following output is an example of subscriber RADIUS accounting session information.

Sample Output

```
# show service active-subscribers hierarchy radius-acct
=====
Active Subscribers Hierarchy (accounting information)
=====
-- sub-01-0501
  (sub-profile-1)
  | Acct-policy      : acct-policy-1
  | Mode            : Queue Instance (Interim)
  |                : Session (Interim-Host)
  | Cfg. update ivl : 01h00m00s
  |
  +-- sap:[1/1/4:2111.51] - sla:sla-profile-1
      |
      | +-- Queue Instance Acct - acct-policy-1
      |   session-id          : 0609FF000000175FD249FD
      |   multi-session-id    : 0609FF000000175FD249FD
      |   interim-interval    : 01h00m00s
      |
      +-- IPOE-Session - mac:00:01:01:00:00:51
          |
          | +-- Session Acct - acct-policy-1
          |   session-id       : 0609FF000000155FD249FD
          |   multi-session-id : 0609FF000000175FD249FD
          |   interim-interval : 01h00m00s
          |
          +-- 10.250.13.2
              |
              | +-- no radius acct
              |   session-id   : 0609FF000000185FD74E68
              |
              +-- 2001:db8:1:200::1/128
```



```

    |
    |-- no radius acct
    |   session-id      : 0609FF000000165FD249FD
    |
    |-- 2001:db8:d102::/64
    |   session-id      : N/A
    |   multi-session-id: N/A
    -----
    Number of active subscribers : 1
    =====
  
```

21.5 radius-acct-terminate-cause

radius-acct-terminate-cause

Syntax

radius-acct-terminate-cause

Context

[\[Tree\]](#) (tools>dump>aaa radius-acct-terminate-cause)

Full Context

tools dump aaa radius-acct-terminate-cause

Description

This command shows all available termination causes and their respective number values. The TermCause is equivalent to VSA 226 Alc-Error-Code numeric values. The description is equivalent to VSA 227Alc-Error-Message string.

Platforms

7450 ESS, 7750 SR, 7750 SR-a, 7750 SR-e, 7750 SR-s, VSR

21.6 radius-attr-username

radius-attr-username

Syntax

radius-attr-username [*user-name*] [*summary*]

Context

[\[Tree\]](#) (tools>dump>subscr-mgmt radius-attr-username)

Full Context

```
tools dump subscriber-mgmt radius-attr-username
```

Description

This command displays a list of subscriber IDs associated to each username and statistics associated to the username.

Parameters

user-name

Specifies the username that matches the RADIUS attribute VSA [1] username. A single username can also be specified to query the list of associated subscriber IDs.

summary

Displays summary RADIUS attribute username information.

Platforms

7450 ESS, 7750 SR, 7750 SR-a, 7750 SR-e, 7750 SR-s, VSR

21.7 radius-authentication-policy

radius-authentication-policy

Syntax

```
radius-authentication-policy [name]
```

Context

[\[Tree\]](#) (show>ipsec radius-authentication-policy)

Full Context

```
show ipsec radius-authentication-policy
```

Description

This command displays IPsec RADIUS authentication policy information.

Parameters

name

Specifies an existing RADIUS authentication policy.

Platforms

7450 ESS, 7750 SR, 7750 SR-e, 7750 SR-s, VSR

21.8 radius-configuration

radius-configuration

Syntax

radius-configuration

Context

[\[Tree\]](#) (show>aaa radius-configuration)

Full Context

show aaa radius-configuration

Description

This command displays RADIUS configuration information.

Platforms

7450 ESS, 7750 SR, 7750 SR-a, 7750 SR-e, 7750 SR-s, VSR

Output

The following is an example of AAA RADIUS configuration information.

Sample Output

```
# show aaa radius-configuration
=====
RADIUS configuration
=====
CoA Port                : 3799
=====
```

[Table 401: AAA ISA RADIUS Policy Field Descriptions](#) provides a description of the counters in the output of the **show aaa isa-radius-policy** command.

Table 401: AAA ISA RADIUS Policy Field Descriptions

Label	Description
CoA Port	The RADIUS Change of Authorization (CoA) port

21.9 radius-proxy-server

radius-proxy-server

Syntax

```
radius-proxy-server server-name  
radius-proxy-server server-name cache  
radius-proxy-server server-name cache hex-key hex-string  
radius-proxy-server server-name cache string-key string  
radius-proxy-server server-name cache summary  
radius-proxy-server server-name statistics  
radius-proxy-server
```

Context

[\[Tree\]](#) (show>router radius-proxy-server)

Full Context

```
show router radius-proxy-server
```

Description

This command displays RADIUS proxy server information.

Parameters

server-name

Specifies the default RADIUS proxy server name created in the **config>router>radius-proxy** context.

cache

Displays cached information.

hex-string

Displays the hex key string.

Values [0x0 to 0xFFFFFFFF (max 64 hex nibbles)]

string

Displays the packet type of the RADIUS messages to use to generate the key for the cache of this RADIUS proxy server.

summary

Displays summarized information.

statistics

Displays statistics for the specified RADIUS proxy server.

Platforms

7450 ESS, 7750 SR, 7750 SR-a, 7750 SR-e, 7750 SR-s, VSR

Output

The following is an example of subscriber RADIUS proxy server.

Sample Output

```
*B:asd-tr0610-dr421# show router radius-proxy-server "ZiggoRadiusProxyAnyCast" statistics
=====
RADIUS Proxy server statistics for "ZiggoRadiusProxyAnyCast"
=====
Rx packet : 28454097
Rx Access-Request : 24846521
Rx Accounting-Request : 3607576
Rx dropped : 22986
  Retransmit : 22986
  Server admin down : 0
  No RADIUS policy configured : 0
  No load-balance-key configured : 0
  Invalid length : 0
  Invalid Code field : 0
  Invalid attribute encoding : 0
  Invalid User-Name : 0
  Invalid password : 0
  Invalid accounting Authenticator : 0
  Invalid Message-Authenticator : 0
  No memory : 0
  Accounting-Request with invalid Acct-Status-Type : 0
  Accounting-Request with no Acct-Status-Type : 0
  Registered user overload : 0
  Dropped by Python : 0

Tx Access-Accept : 1929725
Tx Access-Reject : 302354
Tx Access-Challenge : 22598950
Tx Accounting-Response : 3598730
Tx dropped : 1351
  No key to cache : 0
  Cache key too long : 0
  Cache attributes too long : 0
  Reached maximum number of cache entries : 0
  No memory : 0
  Server timeout : 1351
  Server authentication failure : 0
  Server invalid Code : 0
  Invalid attribute encoding : 0
  Registered user overload : 0
  No RADIUS server configured : 0
  RADIUS server send failure : 0
  Dropped by Python : 0
=====

*B:asd-tr0610-dr421# show router radius-proxy-server "ZiggoRadiusDRPProxyanyCast-LEG"
statistics
=====
ISA RADIUS Proxy server statistics for "ZiggoRadiusDRPProxyanyCast-LEG"
=====
Group 1 member 1
-----
Rx packet : 72250262
Rx Access-Request : 61457394
Rx Accounting-Request : 10792868
Rx dropped : 1525690
  Retransmit : 28470
```

```

Wrong purpose : 0
No UE MAC to cache : 1497212
Client context limit reached : 0
No ISA RADIUS policy configured : 0
Invalid attribute encoding : 0
Invalid password : 0
Accounting-Request with invalid Acct-Status-Type : 0
Accounting-Request with no Acct-Status-Type : 0
Invalid accounting Authenticator : 0
Invalid Message-Authenticator : 8
Management core overload : 0

Tx Access-Accept : 5830313
Tx Access-Reject : 743060
Tx Access-Challenge : 54844862
Tx Accounting-Response : 9294168
Tx dropped : 12226
  Server timeout : 12169
  Invalid response Authenticator : 57
  Invalid Message-Authenticator : 0
  Invalid attribute encoding : 0
  RADIUS server send failure : 0
    
```

[Table 402: Proxy Server Field Descriptions](#) describes subscriber RADIUS proxy server output fields.

Table 402: Proxy Server Field Descriptions

Label	Description
Invalid response Authenticator Rx packet	The number of packets received by this RADIUS proxy server
Rx Access-Request	The number of Access-Request packets received by this RADIUS proxy server
Rx Accounting-Request	The number of Accounting-Request packets received by this RADIUS proxy server
Rx dropped	The number of packets received by this RADIUS proxy server but dropped
Retransmit	The number of packets received by this RADIUS proxy server that were rejected because they are retransmitted
Wrong purpose	The number of packets received by this RADIUS proxy server that were rejected because the value of tmnxRadProxSrv Purpose is set to a value not matching the type of packet
No UE MAC to cache	The number of packets received by this RADIUS proxy server that were rejected because the UE MAC address was not present in the packet
Client context limit reached	The number of packets received by this RADIUS proxy server that were rejected because the limit of client contexts was

Label	Description
	reached. For each RADIUS transaction a client context is created, and are deleted once the transaction is finished.
No ISA RADIUS policy configured	The number of packets received by this RADIUS proxy server that were rejected because it has no ISA RADIUS server policy configured for that type of packet
Server admin down	The number of packets received by this RADIUS proxy server that were rejected because it is administratively shut down
No RADIUS policy configured	The number of packets received by this RADIUS proxy server that were rejected because it has no RADIUS server policy configured for that type of packet
No load-balance-key configured	The number of packets received by this RADIUS proxy server that were rejected because the selected RADIUS server policy's algorithm is set to hashBased and no load balance key is configured
Invalid length	The number of packets received by this RADIUS proxy server that were rejected because their length was invalid
Invalid Code field	The number of packets received by this RADIUS proxy server that were rejected because they had an invalid Code field
Invalid attribute encoding	The number of packets received by this RADIUS proxy server that were rejected because one of the attributes was incorrectly encoded
Invalid User-Name	The number of packets received by this RADIUS proxy server that were rejected because they contained an invalid User-Name attribute
Invalid password	The number of packets received by this RADIUS proxy server that were rejected because the User-Password attribute could not be decoded
Invalid accounting Authenticator	The number of accounting packets received by this RADIUS proxy server that were rejected because they contained an invalid Authenticator field
Invalid Message-Authenticator	The number of packets received by this RADIUS proxy server that were rejected because they contained an invalid Message-Authenticator attribute
Management core overload	The number of packets that were rejected by this RADIUS server because the ISA management core is not able to process any new RADIUS requests because of overload
No memory	The number of packets that were rejected by this RADIUS server because there was not enough memory to store them

Label	Description
Accounting-Request with invalid Acct-Status-Type	The number of accounting packets received by this RADIUS proxy server that were rejected because they contained an invalid Acct-Status-Type attribute
Accounting-Request with no Acct-Status-Type	The number of accounting packets received by this RADIUS proxy server that were rejected because they contained no Acct-Status-Type attribute
Registered user overload	The number of packets that were rejected by this RADIUS server because the registered user indicated to be in overload
Dropped by Python	The number of packets received by this RADIUS proxy server but dropped by Python
Tx Access-Accept	The number of Access-Accept packets transmitted by this RADIUS proxy server
Tx Access-Reject	The number of Access-Reject packets transmitted by this RADIUS proxy server
Tx Access-Challenge	The number of Access-Challenge packets transmitted by this RADIUS proxy server
Tx Accounting-Response	The number of Accounting-Response packets transmitted by this RADIUS proxy server
Tx dropped	The number of packets dropped by this RADIUS proxy server before transmission
No key to cache	The number of packets that could not be cached by this RADIUS proxy server because the key information was not present in the packet
Cache key too long	The number of packets that could not be cached by this RADIUS proxy server because the key information present in the packet was too long
Cache attributes too long	The number of packets that could not be cached by this RADIUS proxy server because the total length of the attributes is too long
Reached maximum number of cache entries	The number of packets that could not be cached by this RADIUS proxy server because the limit has been reached
No memory	The number of packets that could not be transmitted by this RADIUS proxy server because there was not enough memory
Server timeout	The number of packets that were dropped because the RADIUS servers have timed out

Label	Description
Server authentication failure	The number of packets that were dropped because the RADIUS server replied with a packet which failed authentication (invalid response Authenticator or Message Authenticator attribute)
Server invalid Code	The number of packets that were dropped because the RADIUS server replied with a packet with an invalid Code field
Invalid attribute encoding	The number of packets that were dropped because the RADIUS server replied with a packet with an invalid attribute
Registered user overload	The number of packets that were dropped because the registered user indicated to be in overload
No RADIUS server configured	The number of packets that were dropped by this RADIUS server because the RADIUS server policy has no servers configured
RADIUS server send failure	The number of packets that were dropped by this RADIUS server because the packet could not get transmitted to one of the servers in the RADIUS server policy
Dropped by Python	The number of packets that were dropped by this RADIUS server because the packet was dropped by the Python script
Invalid response Authenticator	The number of packets that were dropped because the RADIUS server replied with a packet which failed authentication

radius-proxy-server

Syntax

radius-proxy-server *server-name* **statistics**

Context

[\[Tree\]](#) (clear>router radius-proxy-server)

Full Context

clear router radius-proxy-server

Description

This command clears RADIUS proxy server data.

Parameters

server-name

Specifies the proxy server name.

statistics

Clears statistics for the specified server.

Platforms

7450 ESS, 7750 SR, 7750 SR-a, 7750 SR-e, 7750 SR-s, VSR

21.10 radius-script-policy

radius-script-policy

Syntax

radius-script-policy [*policy-name*]

radius-script-policy *policy-name* **association**

radius-script-policy *policy-name* **script** { **primary** | **secondary**}

Context

[\[Tree\]](#) (show>aaa radius-script-policy)

Full Context

show aaa radius-script-policy

Description

This command displays RADIUS script policy information.

Parameters

policy-name

Specifies the RADIUS script policy name, up to 32 characters.

association

Displays the associations related to the RADIUS script policy.

Platforms

7450 ESS, 7750 SR, 7750 SR-a, 7750 SR-e, 7750 SR-s, VSR

21.11 radius-server

radius-server

Syntax

radius-server *server-name*

radius-server server-name associations

radius-server

Context

[Tree] (show>router radius-server)

Full Context

show router radius-server

Description

This command displays RADIUS server configuration information.

Parameters

server-name

Specifies the RADIUS server name, up to 32 characters.

associations

Displays the RADIUS server policy associations for the specified server.

Platforms

7450 ESS, 7750 SR, 7750 SR-a, 7750 SR-e, 7750 SR-s, VSR

Output

The following are examples of RADIUS server information.

Sample Output

```
[/]
A:patrick@pe1# /show router radius-server "radius-1"
=====
RADIUS server "radius-1"
=====
Description           : (Not Specified)
Address               : 172.16.6.2
Port Auth/Acct       : 1812/1813
CoA script policy    : (Not Specified)
Python policy        : (Not Specified)
Pending request limit : 4096
Accept CoA           : true
Last management change : 07/05/2022 14:30:02
=====
[/]
A:patrick@pe1# /show router radius-server "radius-1" associations
=====
RADIUS server policy associations for "radius-1"
=====
Name                   Id
-----
aaa-radius-1          1
-----
No. of policies: 1
=====
```

21.12 radius-server-policy

radius-server-policy

Syntax

radius-server-policy *policy-name* [**acct-on-off**]
radius-server-policy *policy-name* **associations**
radius-server-policy *policy-name* **msg-buffer-stats**
radius-server-policy *policy-name* **statistics**
radius-server-policy [**acct-on-off**]

Context

[\[Tree\]](#) (show>aaa radius-server-policy)

Full Context

show aaa radius-server-policy

Description

This command displays RADIUS server policy configuration information.

Parameters

policy-name

Displays information for the specified RADIUS server policy.

association

Displays the information configured with the RADIUS server policy.

msg-buffer-stats

Displays statistics related to the RADIUS messages that are buffered for each specified RADIUS server policy.

statistics

Displays statistics for the specified RADIUS server policy.

act-on-off

Displays the admin state of the acct-on-off feature.

Platforms

7450 ESS, 7750 SR, 7750 SR-a, 7750 SR-e, 7750 SR-s, VSR

Output

The following is an example of AAA RADIUS server policy information.

Sample Output

```
*B:asd-tr0610-dr421# show aaa radius-server-policy "ZiggoAAA_anycast" statistics
=====
RADIUS server policy "ZiggoAAA_anycast" statistics
=====
Tx transaction requests           : 24818681
Rx transaction responses          : 24817329
Transaction requests timed out   : 1351
Transaction requests send failed : 0
Packet retries                   : 12410
Transaction requests send rejected : 0
Authentication requests failed   : 303530
Accounting requests failed       : 0
Ratio of access-reject over auth responses : 13%
Transaction success ratio        : 99%
Transaction failure ratio        : 1%
Statistics last reset at         : 05/21/2015 01:11:39
```

[Table 403: RADIUS Server Policy Statistics Field Descriptions](#) describes RADIUS server policy statistics output fields.

Table 403: RADIUS Server Policy Statistics Field Descriptions

Label	Description
Tx transaction requests	The number of RADIUS transaction requests transmitted
Rx transaction responses	The number of RADIUS transaction responses received
Transaction requests timed out	The number of RADIUS transaction requests that have timed out
Transaction requests send failed	The number of RADIUS transaction requests that could not be transmitted
Packet retries	The number of times a RADIUS request packet was retransmitted to a server
Transaction requests send rejected	The number of RADIUS transaction requests that were not transmitted due to unacceptable configuration
Authentication requests failed	The number of authentication failures for this policy
Accounting requests failed	The number of accounting failures for this policy
Ratio of access-reject over auth responses	The ratio of access-rejects in the auth responses for this policy
Transaction success ratio	The transaction success ratio for this policy

Label	Description
Transaction failure ratio	The transaction failure ratio for this policy
Statistics last reset at	Indicated the date and time at which the statistics for this policy were last reset

radius-server-policy

Syntax

radius-server-policy *policy-name* **msg-buffer** [**session-id** *acct-session-id*]

Context

[\[Tree\]](#) (tools>dump>aaa radius-server-policy)

Full Context

tools dump aaa radius-server-policy

Description

This command dumps the RADIUS message buffer content for the specified radius-server-policy:

- message-type (acct-interim or acct-stop)
- Acct-Session-Id
- Remaining lifetime

When specifying the session-id, the message details are displayed.

Parameters

policy-name

Specifies the **radius-server-policy** for which the message buffer content should be displayed.

acct-session-id

Displays the RADIUS message details for the message with specified session-id that is stored in the RADIUS message buffer.

Platforms

7450 ESS, 7750 SR, 7750 SR-a, 7750 SR-e, 7750 SR-s, VSR

radius-server-policy

Syntax

radius-server-policy *policy-name* **msg-buffer** [**acct-session-id** *acct-session-id*]

```
radius-server-policy policy-name statistics [ msg-buffer-only ]  
radius-server-policy policy-name server server-index statistics
```

Context

[\[Tree\]](#) (clear>aaa radius-server-policy)

Full Context

```
clear aaa radius-server-policy
```

Description

This command dumps the RADIUS message buffer content for the specified radius-server-policy:

- message-type (acct-interim or acct-stop)
- Acct-Session-Id
- Remaining lifetime

When specifying the session-id, the message details are displayed.

Parameters

policy-name

Specifies the radius-server-policy for which the information should be cleared.

acct-session-id

Deletes all RADIUS messages or the RADIUS message with specified session-id from the RADIUS message buffer.

msg-buffer-only

Clears all statistics for the specified radius-server-policy: radius-server-policy statistics, RADIUS server statistics and RADIUS message buffer statistics. With the optional keyword **msg-buffer-only**, only the RADIUS message buffer statistics are cleared.

server-index

Clears the RADIUS server statistics for the specified server-index in the specified radius-server-policy.

Platforms

7450 ESS, 7750 SR, 7750 SR-a, 7750 SR-e, 7750 SR-s, VSR

21.13 range

```
range
```

Syntax

```
range [area-id]
```

Context

[\[Tree\]](#) (show>router>ospf range)

[\[Tree\]](#) (show>router>ospf3 range)

Full Context

show router ospf range

show router ospf3 range

Description

This command displays ranges of addresses on an Area Border Router (ABR) for the purpose of route summarization or suppression.

Parameters

area-id

Displays the configured ranges for the specified area.

Values ip-address — a.b.c.d
area — 0 to 4294967295

Platforms

All

Output

OSPF Range Output

[Table 404: OSPF Range Output Fields](#) describes the OSPF range output fields.

Table 404: OSPF Range Output Fields

Label	Description
Area Id	A 32-bit integer uniquely identifying an area. Area ID 0.0.0.0 is used for the OSPF backbone.
Address/Mask	The mask for the range expressed as a decimal integer mask length or in dotted decimal notation.
Advertise	False — The specified address/mask is not advertised outside the area. True — The specified address/mask is advertised outside the area.
LSDB Type	NSSA — This range was specified in the NSSA context, and specifies that the range applies to external routes (via type-7 LSAs) learned within the NSSA when the routes are advertised to other areas as type-5 LSAs.

Label	Description
	Summary — This range was not specified in the NSSA context, the range applies to summary LSAs even if the area is an NSSA.

Sample Output

```
A:ALA-A# show router ospf 1 range
=====
Rtr Base OSPFv2 Instance 1 Ranges
=====
Area Id          Address/Mask      Advertise  LSDB Type
-----
No. of Ranges: 0
=====
A:ALA-A#

A:ALA-A# show router ospf range 180.0.7.9
=====
Rtr Base OSPFv2 Instance 0 Ranges for Area-Id 180.0.7.9
=====
Area Id          Address/Mask      Advertise  LSDB Type
-----
No. of Ranges: 0
=====
A:ALA-A#
```

21.14 reassembly-statistics

reassembly-statistics

Syntax

reassembly-statistics group *nat-group-id* **member** [*member*]

Context

[\[Tree\]](#) (clear reassembly-statistics)

Full Context

clear reassembly-statistics

Description

This command clears IP reassembly statistics.

Parameters

nat-group-id

Specifies the NAT group ID.

Values 1 to 8 (7750 SR-12)

1 to 15 (VSR)
1 to 4 (all other platforms)

member

Specifies the member ID.

Values 1 to 255

Platforms

7450 ESS, 7750 SR, 7750 SR-e, 7750 SR-s, VSR

21.15 recover-l2aw-bypass

recover-l2aw-bypass

Syntax

recover-l2aw-bypass *mda*

Context

[\[Tree\]](#) (tools>perform>nat recover-l2aw-bypass)

Full Context

tools perform nat recover-l2aw-bypass

Description

This command restores NAT resources to the recovered MS-ISA and resumes forwarding subscriber traffic.

Platforms

7450 ESS, 7750 SR, 7750 SR-e, 7750 SR-s, VSR

21.16 redirect

redirect

Syntax

redirect statistics

Context

[Tree] (tools>dump>system>cpm-http-redirect redirect)

Full Context

tools dump system cpm-http-redirect redirect

Description

This command displays system level statistics for all redirected TCP sessions in **optimized- mode**. These include the following:

- Close requests to TCP: TCP layer requested to send a FIN
- Abort requests to TCP: error in the received packet and the TCP layer needs to send a RST
- Data requests to TCP: number of redirects sent to the TCP layer
- Connections deleted: number of connections closed without a successful redirect performed
- HTTP GET parse errors: formatting error in the HTTP request
- HTTP GET process errors: HTTP GET is formatted properly but the redirect still fails. Example: system unable to find a corresponding host
- HTTP Response dropped: communication error; the redirect failed to be sent to the TCP layer

Parameters

statistics

Specifies system level statistics for all redirected TCP sessions.

Platforms

All

Output

The following output shows an example:

Sample Output

```
A# tools dump system cpm-http-redirect redirect statistics
=====
CPM HTTP Redirect statistics
=====
Close requests to TCP                : 2
Abort requests to TCP                : 0
Data requests to TCP                 : 2
Requests rejected - out of memory    : 0
Connections deleted                  : 0
HTTP GET parse errors                 : 0
HTTP GET process errors               : 0
HTTP Response dropped                 : 0
```

21.17 redirect-policy

redirect-policy

Syntax

```
redirect-policy [redirect-policy-name {dest ip-address | associations}]
```

Context

[\[Tree\]](#) (show>filter redirect-policy)

Full Context

```
show filter redirect-policy
```

Description

This command shows redirect filter information.

Parameters

redirect-policy-name

Displays information for the specified redirect policy, up to 32 characters.

dest *ip-address*

Directs the router to use a specified IP address for communication.

Values

ipv4-address:

a.b.c.d.

ipv6-address:

x:x:x:x:x:x:x (eight 16-bit pieces)

x:x:x:x:x:d.d.d.d

x: [0 to FFFF]H

d: [0 to 255]D

associations

Appends association information.

Platforms

All

Output

Redirect Policy Output — The following output is an example of redirect policy information, and [Table 405: Filter Redirect-Policy Output Fields](#) describes the fields.

Sample Output

```
A:ALA-A>config>filter# show filter redirect-policy
```

```

=====
Redirect Policies
=====
Redirect Policy          Applied Description
-----
wccp                   Yes
redirect1              Yes    New redirect info
redirect2              Yes    Test test test test
=====
ALA-A>config>filter#

ALA-A>config>filter# show filter redirect-policy redirect1
=====
Redirect Policy
=====
Redirect Policy: redirect1          Applied      : Yes
Description      : New redirect info
Active Dest     : 10.10.10.105
-----
Destination      : 10.10.10.105
-----
Description      : another test
Admin Priority   : 95                Oper Priority: 105
Admin State     : Up                Oper State   : Down

Ping Test
Source Address  : None
Interval       : 1                Timeout      : 30
Drop Count     : 5
Hold Down      : 0                Hold Remain  : 0
Last Action at : 03/19/2007 00:46:55  Action Taken : Disable
=====
A:ALA-A>config>filter#

```

Table 405: Filter Redirect-Policy Output Fields

Label	Description
Redirect Policy	Specifies a specific redirect policy
Applied	Specifies whether the redirect policy is applied to a filter policy entry
Description	Displays the user-provided description for this redirect policy
Active Destination	IP address — specifies the IP address of the active destination
	none — indicates that there is currently no active destination
Destination	Specifies the destination IP address
Oper Priority	Specifies the operational value of the priority for this destination; the highest operational priority across multiple destinations is used as the preferred destination
Admin Priority	Specifies the configured base priority for the destination
Admin State	Specifies the configured state of the destination

Label	Description
	Out of Service — tests for this destination will not be conducted
Oper State	Specifies the operational state of the destination
Ping Test	Specifies the name of the ping test
Source Address	Specifies the source address of the ping test (if any)
Timeout	Specifies the amount of time in seconds that is allowed for receiving a response from the far-end host; if a reply is not received within this time the far-end host is considered unresponsive
Interval	Specifies the amount of time in seconds between consecutive requests sent to the far end host
Drop Count	Specifies the number of consecutive requests that must fail for the destination to declared unreachable
Hold Down	Specifies the amount of time in seconds that the system should be held down if any of the test has marked it unreachable
Hold Remain	Specifies the amount of time in seconds that the system will remain in a hold down state before being used again
Last Action at	Displays a time stamp of when this test received a response for a probe that was sent out

redirect-policy

Syntax

redirect-policy *redirect-policy-name*

Context

[\[Tree\]](#) (tools>perform>filter redirect-policy)

Full Context

tools perform filter redirect-policy

Description

Commands in this context perform redirect policy operations.

Parameters

redirect-policy-name

Specifies a particular redirect policy name, up to 32 characters.

Platforms

All

21.18 redirect-policy-binding

redirect-policy-binding

Syntax

redirect-policy-binding [*name*]

Context

[\[Tree\]](#) (show>filter redirect-policy-binding)

Full Context

show filter redirect-policy-binding

Description

This command shows configured redirect-policy bindings information.

Parameters

name

Displays information for the specified redirect policy binding, up to 32 characters.

Platforms

All

Output

Redirect Policy Output — The following output is an example of redirect policy binding information, and [Table 406: Filter Redirect Policy Bindings Output Fields](#) describes the fields.

Sample Output

```
A:ALA-A>config>filter# show filter redirect-policy-binding
=====
Redirect Policy Bindings
=====
Name                               Binding Operator Oper State
-----
TestBinding                         And                Up
=====
ALA-A#
```

Table 406: Filter Redirect Policy Bindings Output Fields

Label	Description
Test Binding	Specifies a specific test binding field

21.19 redundancy

redundancy

Syntax

redundancy

Context

[\[Tree\]](#) (tools>dump redundancy)

Full Context

tools dump redundancy

Description

Commands in this context dump redundancy parameters.

Platforms

All

redundancy

Syntax

redundancy

Context

[\[Tree\]](#) (show redundancy)

Full Context

show redundancy

Description

Commands in this context show redundancy information.

Platforms

All

redundancy

Syntax

redundancy

Context

[\[Tree\]](#) (tools>perform redundancy)

Full Context

tools perform redundancy

Description

Commands in this context display redundancy information.

Platforms

All

redundancy

Syntax

redundancy

Context

[\[Tree\]](#) (clear redundancy)

Full Context

clear redundancy

Description

Commands in this context clear redundancy parameters.

Platforms

All

21.20 reflectors

reflectors

Syntax

reflectors

Context

[\[Tree\]](#) (show>test-oam>twamp>twamp-light reflectors)

Full Context

show test-oam twamp twamp-light reflectors

Description

This command shows TWAMP-Light reflector information.

Platforms

7450 ESS, 7750 SR, 7750 SR-a, 7750 SR-e, 7750 SR-s, 7950 XRS

Output

The following sample output shows TWAMP Light reflector information.

Sample Output

```
show test-oam twamp twamp-light reflectors
=====
TWAMP-Light Reflectors
=====
Router/VPRN      Admin      UDP Port    Prefixes    Frames Rx   Frames Tx
-----
Base             Up         15000       1           0           0
500              Up         15000       2           6340        6340
-----
No. of TWAMP-Light Reflectors: 2
=====
```

21.21 refresh-lsas

refresh-lsas

Syntax

refresh-lsas [*lsa-type*] [*area-id*]

Context

[\[Tree\]](#) (tools>perform>router>ospf refresh-lsas)

[\[Tree\]](#) (tools>perform>router>ospf3 refresh-lsas)

Full Context

tools perform router ospf refresh-lsas
 tools perform router ospf3 refresh-lsas

Description

This command refreshes LSAs for OSPF.

Platforms

All

21.22 relations

relations

Syntax

relations

Context

[\[Tree\]](#) (show>multilink-bundle relations)

Full Context

show multilink-bundle relations

Description

This command displays the working and protection bundles associated with this bundle-id.

Platforms

7450 ESS, 7750 SR-7/12/12e

Output

The following output is an example of multilink bundle relations, and [Table 407: Output Fields: show multilink-bundle relations](#) describes the output fields.

Sample Output: show multilink-bundle <bundle-id> relations

```
A:ALA-48>show# show multilink-bundle bundle-ima-1/1.2 relations
=====
Bundle Relationship
=====
Bundle      Admin  Oper   Working      Protect      Active
Id          State  State  Bundle Id    Bundle Id    Bundle
-----
bpgrp-ima-1 Down   Down   bundle-ima-1/1.1  bundle-ima-1/1.2  Protect
-----
Bundles : 1
=====
```

```
A:ALA-48>show#
```

Table 407: Output Fields: show multilink-bundle relations

Label	Description
BundleID	Displays the bundle number.
Admin State	Up—The bundle is administratively up. Down — The bundle is administratively down.
Oper State	Up — The bundle is operationally up. Down—The bundle is operationally down.
Working BundleID	Displays the bundle that is currently in working mode.
Protect BundleID	Displays the bundle that is currently in protect mode.
Active Bundle	Displays the mode of the active bundle.

21.23 release-hold-down

release-hold-down

Syntax

```
release-hold-down interface interface-name [ protocol protocol] [static-policer name]
```

```
release-hold-down sap sap-id [protocol protocol] [static-policer name]
```

Context

[\[Tree\]](#) (tools>perform>security>dist-cpu-protection release-hold-down)

Full Context

```
tools perform security dist-cpu-protection release-hold-down
```

Description

This command releases a Distributed CPU Protection (DCP) policer from a hold-down countdown (or indefinite hold-down if configured as such).

Parameters

interface *interface-name*

Specifies Router interface name.

sap *sap-id*

Specifies sap identifier.

protocol *protocol*

Specifies DCP protocol name (for example, arp, dhcp).

static-policer *name*

Specifies DCP static policer name as defined in the DCP policy.

Platforms

All

21.24 remap-lease-state

remap-lease-state

Syntax

remap-lease-state **old-mac** *ieee-address* **mac** *ieee-address*

remap-lease-state **sap** *sap-id* [**mac** *ieee-address*]

Context

[\[Tree\]](#) (tools>perform>subscr-mgmt remap-lease-state)

Full Context

tools perform subscriber-mgmt remap-lease-state

Description

This command allows the remapping of all existing hosts if network card on CMTS/WAC side is changed is required.

When this command is executed, the following restrictions apply:

- When **sap** is taken, all leases associated with the SAP are re-written.
 - For a SAP with a configured MAC in **lease-populate** command, this MAC is taken.
 - For a SAP without a configured MAC the MAC from tools command is taken.
 - For a SAP without a configured MAC and no MAC in tools command no action is performed.
- When using the **old-mac** option, providing a new MAC *ieee-address* is mandatory.

This command is applicable only when dealing with DHCP lease states which were instantiated using I2header mode of DHCP operation.

Parameters

old-mac *ieee-address*

Specifies the old MAC address to remap.

mac *ieee-address*

Specifies that the provisioned MAC address is used in the anti-spoofing entries for this SAP when I2-header is enabled. The parameter may be changed mid-session. Existing sessions will not be re-programmed unless a **tools perform** command is issued for the lease.

sap-id

Specifies the physical port identifier portion of the SAP definition.

When configured, the SAP parameter remaps all MAC addresses of DHCP lease states on the specified SAP. When no optional MAC parameter is specified, the **sap sap-id** command remaps all MAC addresses of lease states towards the MAC address specified in the I2-header configuration.

Platforms

7450 ESS, 7750 SR, 7750 SR-a, 7750 SR-e, 7750 SR-s, VSR

21.25 remote-bfd-discrim

remote-bfd-discrim

Syntax

remote-bfd-discrim *bfd-discriminator*

Context

[\[Tree\]](#) (tools>dump>router>lsp-bfd remote-bfd-discrim)

Full Context

tools dump router lsp-bfd remote-bfd-discrim

Description

This command displays information the BFD-on-LSP sessions with a specified remote discriminator.

Parameters

bfd-discriminator

Specifies the BFD discriminator.

Values to 4294967295

Platforms

All

21.26 remote-management

remote-management

Syntax

remote-management

Context

[\[Tree\]](#) (clear>system>management-interface remote-management)

Full Context

clear system management-interface remote-management

Description

This command clears the remote management service.

Platforms

All

remote-management

Syntax

remote-management [detail]

remote-management manager [*manager-name*]

Context

[\[Tree\]](#) (show>system>management-interface remote-management)

Full Context

show system management-interface remote-management

Description

This command displays a summarized status of the Remote Management service.

Parameters

detail

Displays detailed remote management service information.

manager-name

Displays remote management service information for the specified manager.

Platforms

All

Output

The following examples show output of the **show system management-interface remote- management** command and parameters, and the tables describe the fields.

- [Sample Output: remote-management](#); output fields [Table 408: Output Fields: remote-management](#)
- [Sample Output: remote-management detail](#); output fields [Table 409: Output Field: remote-management detail](#) and [Table 408: Output Fields: remote-management](#) for fields that are common to all the remote management output commands
- [Sample Output: remote-management manager](#); output fields [Table 410: Output Fields: remote-management manager](#) and [Table 408: Output Fields: remote-management](#) for fields that are common to all the remote management output commands

Sample Output: remote-management

```
#show system management-interface remote-management
=====
Remote-management service
=====
Administrative State      : Enabled
Operational State       : Up
Operational down Reason  : N/A
-----
Number of configured managers      : 2
Number of operational managers    : 1
=====
```

Table 408: Output Fields: remote-management

Label	Description
Administrative State	Displays the administrative state of the management service
Operational State	Displays the operational state of the management service
Operational Down Reason	Displays the reason for the last operationally down state change
Number of configured managers	Displays the total number of configured managers
Number of operational managers	Displays the total number of managers whose operational state is Up

Sample Output: remote-management detail

```
# show system management-interface remote-management detail
=====
Remote-management service
=====
Administrative state      : Enabled
Operational state       : Up
Operational down reason  : N/A
```



```

Last hello time           : 2020/10/06 10:24:29
Last Registration Time    : 2020/10/06 10:24:29
Last Registration Status  : Succeeded
Sent registration messages : 83
Failed registration messages : 0
Cancelled registrations   : 0
-----
Number of configured managers : 1
Number of operational managers : 1
-----
Manager Name                Adm  Opr  TLS
Manager IP
-----
nish-manager                Up   Up   No
192.168.65.3
=====

```

Table 409: Output Field: remote-management detail

Label	Description
Last hello Time	Displays the time of the last hello
Last Registration Time	Displays the time of the last registration
Last Registration Status	Displays the time of the last registration status
Sent registration messages	Displays the number of sent registration messages
Failed registration messages	Displays the number of failed registration messages
Canceled registration messages	Displays the number of canceled registration messages
Manager name	Displays the name of the manager
Manager IP	Displays the IP address of the manager
Adm	Displays the administrative state of the manager
Opr	Displays the operational state of the manager
TLS	Displays whether TLS is configured for the manager

Sample Output: remote-management manager

```

# show system management-interface remote-management manager nish-manager1
=====
Remote manager
=====
-----
Manager Name           : nish-manager1
Manager Address        : 192.168.65.3
Description             : My remote manager
-----

```

```

Administrative State      : Enabled
Operational State       : Up
Operational down reason  : N/A
Router instance         : Management
Device name             : Dut-C
Device label            :
TLS secured              : No
TLS profile              : Not Set
Source Address          : 192.168.66.166
Source TCP port         : 57400
Manager TCP port        : 57400
Last registration status : Succeeded
Last registration time   : 2020/10/06 10:34:29
Last hello time         : 2020/10/06 10:34:29
Time until next hello   : 315s
Sent registration messages : 80
Failed registration messages : 0
Canceled registrations  : 0
=====
    
```

Table 410: Output Fields: remote-management manager

Label	Description
Manager name	Displays the name of this manager
Manager Address	Displays IP address of this manager
Description	Displays the configured description for this manager
Router instance	Displays the router instance used by this manager
Device name	Displays the device name that is configured for this manager
Device label	Displays the device label that is configured for this manager
TLS secured	Displays the configured TLS status
TLS profile	Displays TLS profile, if configured
Source address	Displays the configured source address
Source TCP port	Displays the TCP source port
Manager TCP port	Displays the manager TCP port
Last registration status	Displays the status of the last registration attempt for this manager
Last registration time	Displays the time of the last registration for this manager
Last hello time	Displays the time of the last hello for this manager
Time until next hello	Displays the time until the next hello for this manager
Sent registration messages	Displays the number of registration messages sent for this manager

Label	Description
Failed registration messages	Displays the number of failed registration messages for this manager
Cancelled registrations	Displays the number of canceled registration messages for this manager

21.27 replication-segment

replication-segment

Syntax

replication-segment [**root-address** *ip-address*] [**tree-id** *tree-id*] [**inst-id** *instance-id*] [**origin** {**Static** | **PCEP** | **SR-Policy**}] [**detail**]

Context

[Tree] (show>router>p2mp-sr-tree>database replication-segment)

Full Context

show router p2mp-sr-tree database replication-segment

Description

This command displays information for the replication segments in the P2MP SR tree database.

Parameters

ip-address

Displays replication segment information for the root with the specified IPv4 address.

tree-id

Displays replication segment information for the P2MP SR tree with the specified ID.

Values 8193 to 16286

instance-id

Displays replication segment information for the instance with the specified ID.

Values 0 to 4294967295

origin

Displays information for policies created using the specified method.

Static

Displays static policies.

PCEP

Displays PCEP policies.

SR-Policy

Displays SR policies.

detail

Displays detailed information.

Platforms

All

Output

The following output is an example of P2MP SR tree database replication segment information.

Sample Output

```
A:swsim103>show>router>p2mp-sr-tree# database replication-segment
=====
Replication Segments
=====
Policy-name
RootAddr          TreeId          NumNHLFEs      Instance
Origin            Tunnel          Down-Reason    State
SID-action        InLabel        LTN/Local      Update-ID
NhId              REP-SID        Down-Reason    State
  Nexthop         Interface
  ProtectNhId    REP-SID        Down-Reason    State
  Nexthop         Interface
-----
rs-test-100-103
100.0.0.100       9000            1               1000
Static            73731           none            inService
pop               30000           False/True     0
  N/A             N/A             ---             ---
  ---
  N/A             N/A             ---             ---
  ---

rs-test-100-103-spmsi
100.0.0.100       9001            0               1000
Static            0               all-nh-down    outOfService
swap              30001           False/False    0
  N/A             N/A             ---             ---
  ---
  N/A             N/A             ---             ---
  ---

rs-test-103-100
100.0.0.103       9000            1               1000
Static            73729           none            inService
push              0               True/False     0
  1               30100, 0, 0, 0* none            inService
  102.103.1.1    to102port1-1
  N/A             N/A             ---             ---
  ---

rs-test-spmsi-103-100
100.0.0.103       9001            1               1000
Static            0               none            inService
push              0               True/False     0
  1               30101, 0, 0, 0* none            inService
```

102.103.1.1	to102port1-1		
N/A	N/A	---	---
---	---		

Total replication segments : 4

replication-segment

Syntax

replication-segment [*segment-name*] [*inst-id instance-id*] [*incoming-sid static-label*] [*origin* { **Static** | **PCEP** | **SR-Policy**}] [*oper* { **up** | **down**}] [*tree-id root-tree-id*] [*root-addr ip-address*]

Context

[Tree] (show>router>p2mp-sr-tree replication-segment)

Full Context

show router p2mp-sr-tree replication-segment

Description

This command displays the information for the specified replication segment of the P2MP SR tree.

Parameters

segment-name

Specifies the name, up to 32 characters.

instance-id

Specifies the instance ID.

Values 0 to 4294967295

static-label

Specifies the static label ID.

Values 0 to 4294967295

origin

Displays information for policies created using the specified method.

Static

Displays static policies.

PCEP

Displays PCEP policies.

SR-Policy

Displays SR policies.

oper up

Displays replication segments with operational status up.

oper down

Displays replication segments with operational status down.

root-tree-id

Specifies the P2MP SR tree ID.

Values 8193 to 16286

ip-address

Specifies the root IPv4 address.

Platforms

All

Output

The following output is an example of replication segment information.

Sample Output

```
A:swsim103>show>router>p2mp-sr-tree# replication-segment
=====
Replication Segments
=====
Name                               Origin InstId   NumNhIds  Adm/Opr
RootAddr                           TreeId  InSID     Action
-----
rs-test-100-103                     Static 1000      --        Up/Up
100.0.0.100                          9000    30000    Pop
rs-test-103-100                     Static 1000      1         Up/Up
100.0.0.103                          9000    --        Push
rs-test-100-103-spmsi              Static 1000      --        Up/Down
100.0.0.100                          9001    30001    Swap
rs-test-spmsi-103-100              Static 1000      1         Up/Up
100.0.0.103                          9001    --        Push
-----
Total Replication Segments : 4
```

21.28 request

request

Syntax

request *aps-id* {**protect** | **working**}

Context

[Tree] (tools>perform>aps request)

Full Context

tools perform aps request

Description

This command requests a manual switch to protection or working circuit.

Parameters

aps-id

Specifies the APS ID.

Values

<i>aps-id</i>	<i>aps-group-id</i>
aps	keyword
group-id	1 to 128

protect

This command requests a manual switch to a port that is acting as the protection circuit for the APS group.

working

This command requests a manual switch to a port that is acting as the working circuit for this APS group.

Platforms

7450 ESS, 7750 SR-7/12/12e, 7750 SR-a, 7750 SR-e

21.29 requirements

requirements

Syntax

requirements [detail]

Context

[\[Tree\]](#) (show>chassis>power-management requirements)

Full Context

show chassis power-management requirements

Description

This command displays maximum power requirements for the installed devices.

Parameters

detail

Displays detailed information.

Platforms

7750 SR-1s, 7750 SR-2s, 7750 SR-7s, 7750 SR-14s, 7950 XRS

Output

The following output is an example of power management requirements information, and [Table 411: Output Fields: show chassis power-management requirements](#) describes the output fields.

Sample Output: show chassis power-management requirements

```
*A:Dut-A# show chassis power-management requirements
=====
Chassis Power Zone 1 Requirements
=====
                SUPPLY                REQUIREMENTS
Power Capacity   : 88000.00 Watts      Chassis/Fan    : 8600.00 Watts ( 10%)
                                           IO Module     : 2028.00 Watts ( 2%)
                                           CPM Module    : 450.00 Watts ( 1%)
                                           Fabric Module  : 2120.00 Watts ( 2%)
                                           MDA Module    : 11810.00 Watts ( 13%)
                                           XIOM Module   : 1926.00 Watts ( 2%)
Mode             : basic               Total Required: 26934.00 Watts ( 31%)
Reserved Power   : 4400.00 Watts       Safety Level    : 26934.00 Watts (100%)
Reqd. + Reserve  : 31334.00 Watts ( 36%) Safety Alert    : N/A
Remaining Power  : 56666.00 Watts      Alert Level     : N/A
=====

*A:Dut-A# show chassis power-management requirements detail
=====
Chassis Power Zone 1 Requirements (detail)
=====
                SUPPLY                REQUIREMENTS
Power Capacity   : 88000.00 Watts      Chassis/Fan
Power Module 1/1 : 4400.00 Watts        1/1           : 1075.00 Watts ( 1%)
Power Module 1/2 : 4400.00 Watts        1/2           : 1075.00 Watts ( 1%)
Power Module 1/3 : 4400.00 Watts        1/3           : 1075.00 Watts ( 1%)
Power Module 1/4 : 4400.00 Watts        1/4           : 1075.00 Watts ( 1%)
Power Module 1/5 : 4400.00 Watts        1/5           : 1075.00 Watts ( 1%)
Power Module 1/6 : 4400.00 Watts        1/6           : 1075.00 Watts ( 1%)
Power Module 1/7 : 4400.00 Watts        1/7           : 1075.00 Watts ( 1%)
Power Module 1/8 : 4400.00 Watts        1/8           : 1075.00 Watts ( 1%)
Power Module 1/9 : 4400.00 Watts        IO Module
Power Module 1/10: 4400.00 Watts        Slot 1        : 551.00 Watts ( 1%)
Power Module 2/1 : 4400.00 Watts        Slot 2        : 373.00 Watts ( 0%)
Power Module 2/2 : 4400.00 Watts        Slot 3        : 609.00 Watts ( 1%)
Power Module 2/3 : 4400.00 Watts        Slot 4        : 270.00 Watts ( 0%)
Power Module 2/4 : 4400.00 Watts        Slot 5        : 225.00 Watts ( 0%)
Power Module 2/5 : 4400.00 Watts        CPM Module
Power Module 2/6 : 4400.00 Watts        Slot A        : 225.00 Watts ( 0%)
Power Module 2/7 : 4400.00 Watts        Slot B        : 225.00 Watts ( 0%)
Power Module 2/8 : 4400.00 Watts        Fabric Module
Power Module 2/9 : 4400.00 Watts        Sfm 1         : 265.00 Watts ( 0%)
Power Module 2/10: 4400.00 Watts        Sfm 2         : 265.00 Watts ( 0%)
                                           Sfm 3         : 265.00 Watts ( 0%)
                                           Sfm 4         : 265.00 Watts ( 0%)
                                           Sfm 5         : 265.00 Watts ( 0%)
                                           Sfm 6         : 265.00 Watts ( 0%)
=====
```



```

Sfm 7      : 265.00 Watts ( 0%)
Sfm 8      : 265.00 Watts ( 0%)
MDA Module
MDA 1/1    : 1555.00 Watts ( 2%)
MDA 1/2    : 1555.00 Watts ( 2%)
MDA 2/1    : 1200.00 Watts ( 1%)
MDA 2/2    : 1200.00 Watts ( 1%)
MDA 3/1    : 2400.00 Watts ( 3%)
MDA 3/2    : 2400.00 Watts ( 3%)
MDA 4/1    : 600.00 Watts ( 1%)
MDA 4/x2/1 : 150.00 Watts ( 0%)
MDA 4/x2/2 : 150.00 Watts ( 0%)
MDA 5/x1/1 : 150.00 Watts ( 0%)
MDA 5/x1/2 : 150.00 Watts ( 0%)
MDA 5/x2/1 : 150.00 Watts ( 0%)
MDA 5/x2/2 : 150.00 Watts ( 0%)
XIOM Module
XIOM 4/x2  : 642.00 Watts ( 1%)
XIOM 5/x1  : 642.00 Watts ( 1%)
XIOM 5/x2  : 642.00 Watts ( 1%)
Mode        : basic          Total Required: 26934.00 Watts ( 31%)
Reserved Power : 4400.00 Watts Safety Level : 26934.00 Watts (100%)
Reqd. + Reserve : 31334.00 Watts ( 36%) Safety Alert : N/A
Remaining Power : 56666.00 Watts Alert Level : N/A
=====
    
```

Table 411: Output Fields: show chassis power-management requirements

Label	Description
SUPPLY	
Power Capacity	Specifies the total amount of power available to the chassis.
Safety Level	Specifies the configured Power Safety Level, which is a percentage of the worst case power consumption level.
Alert Level	Specifies the configured power level in Watts, which causes the system to raise an alarm if the available power level drops below a set level.
Mode	Specifies the configured mode: none, basic, advanced.
Reserved Power	Signifies the amount of power in reserve. For basic and advanced modes, the system keeps an additional margin of reserve power capacity. This margin is the provisioned capacity of the highest-rated power module. In advanced mode, the system will shed load to always keep this amount of power in reserve. In basic mode, it won't shed load to maintain the reserve, but it only allows cards or MDAs to load as long as the reserve power margin can be maintained.
Reqd. + Reserve	Specifies the Safety Level (Watts) + Reserved Power.
Remaining Power	Specifies the excess capacity. It is equal to ("Power Capacity" - "Reqd + Reserve").

Label	Description
REQUIREMENTS	
Fan	Specifies the amount of power required for each fan tray.
IO Module	Specifies the amount of power required for each IO Module.
CPM Module	Specifies the amount of power required for each CPM.
Fabric Module	Specifies the amount of power required for each SFM.
MDA Module	Specifies the amount of power required for each line card.
Total Required	Specifies the total amount of power required for all system elements.
Safety Level	Specifies the percentage configured with configure system power-management power-safety-level percent . This is a percentage of the total system requirement (Total Required). The corresponding value in Watts is also shown for information.
Safety Alert	Specifies the output of configure system power-management power-safety-alert wattage . A non-zero value indicates that the user wants to receive a warning when the system power capacity drops to within this number of Watts of the system level. If the power safety is 0, "N/A" is displayed in the output since no alert will be produced.
Alert Level	Specifies the value when the safety alert will be issued (= safety-level + safety alert). If the power safety alert is 0, "N/A" is displayed in the output since no alert will be produced.

21.30 reset

reset

Syntax

reset *bundle-id*

Context

[\[Tree\]](#) (tools>perform>ima reset)

Full Context

tools perform ima reset

Description

This command sets an IMA-bundle to the Start Up state.

Parameters

bundle-id

Specifies an existing bundle ID.

Values bundle-ima-slot/mda.*bundle-num*
 bundle-num: 1 to 256

Platforms

7450 ESS, 7750 SR-7/12/12e, 7750 SR-a, 7750 SR-e, 7950 XRS

21.31 resignal

resignal

Syntax

resignal {**lsp** *lsp-name* **path** *path-name* | **delay** *minutes*}

resignal {**p2mp-lsp** *p2mp-lsp-name* **p2mp-instance** *p2mp-instance-name* | **p2mp-delay** *p2mp-minutes*}

resignal {**sr-te-lsp** *sr-te-lsp-name* **path** *path-name* | **sr-te-delay** *sr-te-minutes*}

Context

[\[Tree\]](#) (tools>perform>router>mpls resignal)

Full Context

tools perform router mpls resignal

Description

This command resignals a specific path of a RSVP-TE P2P LSP, a RSVP P2MP LSP tree, or a SR-TE LSP. When an **lsp-name** and **path-name** are provided, a manual resignal is performed for the named path of the named LSP only. In this case, the new path is always programmed in data path regardless of the metric comparison between the new path and the current path.

The **delay**, **p2mp-delay**, or the **sr-te-delay** parameters override the global resignal timer value of all LSPs of the corresponding type for resignal. At the expiry of this override timer, the procedures of the timer based resignal are applied to all LSPs of the corresponding type. The resignal timer is then reset to its configured value in MPLS configuration. In this case, the new path is programmed in data path only if the metric of the new path is different from one of the current path.

Parameters

lsp lsp-name

Specifies an existing LSP name, up to 64 characters in length, to resignal.

path path-name

Specifies an existing path name to resignal.

delay minutes

Configures an override of the global resignal timer or all RSVP-TE P2P LSPs.

Values 0 to 30

p2mp-lsp p2mp-lsp-name

Specifies an existing point-to-multipoint RSVP-TE LSP name, up to 64 characters, to resignal.

p2mp-instance p2mp-instance-name

Specifies a name, up to 32 characters, that identifies the P2MP LSP instance.

p2mp-delay p2mp-minutes

Configures an override of the global resignal timer or all RSVP-TE P2MP LSPs.

Values 0 to 60

sr-te-delay sr-te-minutes

Configures an override of the global resignal timer or all SR-TE LSPs.

Values 0 to 30

sr-te-lsp sr-te-lsp-name

Specifies the name of a SR-TE LSP to resignal. The name must be 64 characters maximum.

Platforms

All

21.32 resignal-bypass

resignal-bypass

Syntax

resignal-bypass {*lsp bypass-lsp-name* [**force**] | **delay minutes**}

Context

[\[Tree\]](#) (tools>perform>router>mpls resignal-bypass)

Full Context

tools perform router mpls resignal-bypass

Description

This command performs a manual re-optimization of a specific dynamic or manual bypass LSP, or of all dynamic bypass LSPs.

The name of a manual bypass LSP is the one provided by the user at configuration time. The name of a dynamic bypass LSP is shown in the output of **show>router>mpls>bypass-tunnel dynamic detail**.

The **delay** option triggers the global re-optimization of all dynamic bypass LSPs at the expiry of the specified delay. Effectively, this option forces the global bypass resignal timer to expire after an amount of time equal to the value of the **delay** parameter. This option has no effect on a manual bypass LSP.

However, when *bypass-lsp-name* is specified, the named dynamic or manual bypass LSP is signaled and the associations are moved only if the new bypass LSP path has a lower cost than the current one. This behavior is different from that of the similar command for the primary or secondary active path of an LSP, which signals and switches to the new path regardless of the cost comparison. This handling is required because a bypass LSP may have a large number of PSB associations and the processing churn is much higher.

In the specific case where the name corresponds to a manual bypass LSP, the LSP is torn down and resignaled using the new path provided by CSPF if no PSB associations exist. If one or more PSB associations exist but no PLR is active, the command fails and the user is required to explicitly enter the **force** option. In this case, the manual bypass LSP is torn down and resignaled, leaving temporarily the associated LSP primary paths unprotected. If one or more PLRs associated with the manual bypass LSP is active, the command fails.

Finally, and as with the timer based resignal, the PSB associations are checked for the SRLG and admin group constraints using the updated information provided by CSPF for the current path and new path of the bypass LSP.

Parameters

lsp bypass-lsp-name [force]

Specifies the name of the dynamic or manual bypass LSP. The force option is required when the name corresponds to a manual bypass LSP and the LSP has PSB associations.

delay minutes

Specifies the time, in minutes, MPLS waits before attempting to re-signal dynamic bypass LSP paths originated on the system.

Values 0 to 30

Platforms

All

21.33 resource-failures

resource-failures

Syntax

resource-failures

Context

[\[Tree\]](#) (clear>router>ldp resource-failures)

Full Context

clear router ldp resource-failures

Description

This command clears resource overload status in the LDP instance.

Platforms

All

21.34 resource-usage

resource-usage

Syntax

resource-usage

Context

[\[Tree\]](#) (tools>dump resource-usage)

Full Context

tools dump resource-usage

Description

Commands in this context display system resource information, such as policers, including data for total, available, and free numbers for each resource.

Platforms

All

21.35 resources

resources

Syntax

resources

Context

[\[Tree\]](#) (tools>dump>filter resources)

Full Context

tools dump filter resources

Description

Commands in this context display filter resources utilization.

Platforms

All

resources

Syntax

resources mda *mda-id*

Context

[\[Tree\]](#) (tools>dump>nat>isa resources)

Full Context

tools dump nat isa resources

Description

This command enables dump ISA resources for an MDA.

Platforms

7450 ESS, 7750 SR, 7750 SR-e, 7750 SR-s, VSR

Output

The following is sample output for this command.

Sample Output

```
AR12_PPP0E# tools dump nat isa resources mda 3/1
Resource Usage for Slot #3 Mda #1:
-----+-----+-----+-----
          | Total   | Allocated | Free
-----+-----+-----+-----
      Flows | 6291456 | 0         | 6291456
    Policies | 256     | 2         | 254
  Port-ranges | 1310720 | 128      | 1310592
      Ports  | 12884901888 | 0       | 12884901888
  IP-addresses | 65536   | 1         | 65535
Large-scale hosts | 524288  | 0         | 524288
L2-aware subscribers | 65536   | 0         | 65536
L2-aware hosts | 65536   | 0         | 65536
```

Delayed ICMP's	200	0	200
ALG session	1572864	0	1572864
LI entries	8191	0	8191
Upstream fragment lists	16384	0	16384
Downstream fragment lists	16384	0	16384
Upstream fragment holes	131072	0	131072
Downstream fragment holes	131072	0	131072
Upstream fragment bufs	13824	0	13824
Downstream fragment bufs	13824	0	13824
flow log dest. set 0	2	0	2
flow log packets set 0	50	0	50
flow log dest. set 1	2	0	2
flow log packets set 1	50	0	50
flow log dest. set 2	1	0	1
flow log packets set 2	50	0	50

A:SR12_PPP0E#

resources

Syntax

resources

Context

[\[Tree\]](#) (show>router>bfd resources)

Full Context

show router bfd resources

Description

This command displays information about BFD resource usage.

Platforms

All

21.36 restart

restart

Syntax

restart *brg-id* *brg-ident*

Context

[\[Tree\]](#) (tools>perform>subscr-mgmt>pppoe-client restart)

Full Context

tools perform subscriber-mgmt vrgw brg pppoe-client restart

Description

This command forcibly restarts the PPPoE client linked to the BRG instance. The restart does not remove BRG or related session state, however, forwarding is impacted.

Parameters

brg-ident

The string identifying the BRG.

Platforms

7450 ESS, 7750 SR, 7750 SR-a, 7750 SR-e, 7750 SR-s, VSR

21.37 retailers

retailers

Syntax

retailers

Context

[\[Tree\]](#) (show>service>id retailers)

Full Context

show service id retailers

Description

This command displays service retailer information.

Platforms

7450 ESS, 7750 SR, 7750 SR-a, 7750 SR-e, 7750 SR-s, VSR

Output

The following output displays an example of service retailer information.

Sample Output

```
*A:ALA-48>config# show service id 101 retailers
=====
Retailers for service 101
=====
Retailer Svc ID           Num Static Hosts      Num Dynamic Hosts
-----
```

```

102                3                1
105                0                1
-----
Number of retailers : 2
=====
*A:ALA-48>config#
  
```

21.38 revert

revert

Syntax

revert [*lsp lsp-name*]

Context

[\[Tree\]](#) (tools>perform>router>mpls revert)

Full Context

tools perform router mpls revert

Description

Use this command to cause a named LSP, which is currently using a secondary path and for which the revert-timer has been configured, to switch back to using the primary path. Any outstanding revert-timer is canceled.

The primary path must be up for this command to be successful.

Parameters

lsp-name

Specifies an existing LSP name, up to 64 characters in length.

Platforms

All

21.39 rib-api

rib-api

Syntax

rib-api

Context

[\[Tree\]](#) (show>router rib-api)

Full Context

show router rib-api

Description

This command displays RIB-API protocol entities information.

Platforms

All

rib-api

Syntax

rib-api

Context

[\[Tree\]](#) (clear>router rib-api)

Full Context

clear router rib-api

Description

This command clears RIB-API protocol entities information.

Platforms

All

rib-api

Syntax

rib-api

Context

[\[Tree\]](#) (tools>dump>router rib-api)

Full Context

tools dump router rib-api

Description

This command configures the dump tools for RIB-API protocol instance.

Platforms

All

rib-api

Syntax

rib-api

Context

[\[Tree\]](#) (monitor>router rib-api)

Full Context

monitor router rib-api

Description

This command monitors the RIB-API protocol entities information.

Platforms

All

21.40 ring

ring

Syntax

ring peer *ip-address* ring *sync-tag*

Context

[\[Tree\]](#) (clear>redundancy>multi-chassis>mcr>statistics ring)

Full Context

clear redundancy multi-chassis mc-ring statistics ring

Description

This command clears multi-chassis ring statistics.

Parameters

ip-address

Clears ring statistics for the specified IP address.

Values ipv4-address: a.b.c.d

ipv6-address:

- x:x:x:x:x:x:x (eight 16-bit pieces)
- x:x:x:x:x:d.d.d.d
- x – [0 to FFFF] H
- d – [0 to 255] D

sync-tag

Clears ring statistics for the specified sync tag. 32 characters maximum.

Platforms

All

21.41 ring-node

ring-node

Syntax

ring-node peer *ip-address* **ring** *sync-tag* **node** *ring-node-name*

Context

[\[Tree\]](#) (clear>redundancy>multi-chassis>mcr>statistics ring-node)

Full Context

clear redundancy multi-chassis mc-ring statistics ring-node

Description

This command clears multi-chassis ring statistics.

Parameters

ip-address

Clears ring-node peer statistics for the specified IP address.

Values ipv4-address: a.b.c.d

ipv6-address:

- x:x:x:x:x:x:x (eight 16-bit pieces)
- x:x:x:x:x:d.d.d.d
- x – [0 to FFFF] H
- d – [0 to 255] D

sync-tag

Clears ring-node peer statistics for the specified synchronization tag. The tag can be up to 32 characters.

ring-node-name

Clears ring-node peer statistics for the specified ring node name. The ring node name can be up to 32 characters.

Platforms

All

21.42 ring-nodes

ring-nodes

Syntax

ring-nodes peer *ip-address* ring *sync-tag*

Context

[\[Tree\]](#) (clear>redundancy>multi-chassis>mcr ring-nodes)

Full Context

clear redundancy multi-chassis mc-ring ring-nodes

Description

This command clears multi-chassis ring unreferenced ring nodes.

Parameters

ip-address

Clears ring statistics for the specified IP address.

- Values**
- ipv4-address: a.b.c.d
 - ipv6-address:
 - x:x:x:x:x:x (eight 16-bit pieces)
 - x:x:x:x:x:d.d.d.d
 - x – [0 to FFFF] H
 - d – [0 to 255] D

sync-tag

Clears ring statistics for the specified sync tag.

Platforms

All

21.43 rip

```
rip
```

Syntax

```
rip
```

Context

[\[Tree\]](#) (clear>router rip)

Full Context

```
clear router rip
```

Description

Commands in this context clear and reset RIP protocol entities.

Platforms

All

```
rip
```

Syntax

```
rip
```

Context

[\[Tree\]](#) (show>router rip)

Full Context

```
show router rip
```

Description

Displays RIP information.

Platforms

All

rip

Syntax

rip

Context

[\[Tree\]](#) (monitor>router rip)

Full Context

monitor router rip

Description

This command monitors commands for the RIP instance.

Platforms

All

21.44 rip-policy

rip-policy

Syntax

rip-policy

rip-policy *rip-policy-name* [**association**]

Context

[\[Tree\]](#) (show>subscr-mgmt rip-policy)

Full Context

show subscriber-mgmt rip-policy

Description

This command displays RIP policy information.

Parameters

rip-policy-name

Specifies the RIP policy name, up to 32 characters.

association

Displays information associated with the RIP policy.

Platforms

7450 ESS, 7750 SR, 7750 SR-a, 7750 SR-e, 7750 SR-s, VSR

21.45 ripng

ripng

Syntax

ripng

Context

[\[Tree\]](#) (clear>router ripng)

Full Context

clear router ripng

Description

Commands in this context clear and reset RIP-NG protocol entities.

Platforms

All

ripng

Syntax

ripng

Context

[\[Tree\]](#) (show>router ripng)

Full Context

show router ripng

Description

Commands in this context display RIP-NG related information.

Platforms

All

ripng

Syntax

ripng

Context

[\[Tree\]](#) (monitor>router ripng)

Full Context

monitor router ripng

Description

This command monitors commands for the RIP instance.

Platforms

All

21.46 rollback

rollback

Syntax

rollback [rescue]

Context

[\[Tree\]](#) (show>system rollback)

Full Context

show system rollback

Description

This command displays rollback configuration and state.

Parameters

rescue

Specifies the rescue configuration.

Platforms

All

Output

This command displays classic CLI rollback file and checkpoint information.



Note:

This command is not available in the MD-CLI. Use the MD-CLI **show system management-interface commit-history** command.

Sample Output

```
A:dut-a_a># show system rollback
=====
Rollback Information
=====
Rollback Location          : cf1:/Rollback
Save
  Last Rollback Save Result : In Progress, Successful or Failed
  Last Save Completion Time : 10/15/2010 21:24:06
Revert
  In Progress              : Yes, No
  Last Revert Initiated Time : 10/15/2010 21:26:23
  Last Revert Initiated User : xyz
  Last Initiated Checkpoint : cf1:/Rollback.rb.3
  Last Completed Revert Result : Successful or Failed
  Last Revert Completion Time : 10/15/2010 21:27:19
=====
Rollback Files
=====
Idx      Suffix  Creation time      Release  User
      Comment
-----
latest  .rb      2010/10/15 21:24:02  9.0.R4  fred
        This checkpoint was saved after the 3 VPLS services were created
1       .rb.1    2010/10/15 21:23:58  9.0.R4  John
        John's checkpoint on Sunday
2       .rb.2    2010/10/15 21:23:52  9.0.R4  admin
        A long checkpoint comment that an operator is using to summarize
        various some of the changes that were made. They may even have so
        much to say that they use the maximum comment size. Notice that
        words are not chopped.
...
9       .rb.9    2010/10/14 22:00:01  9.0.R4  admin
        VPLS services 1000-2000 created
...
53      .rb.53   2010/10/14 22:10:10  9.0.R4  admin
-----
No. of Rollback Files: 10
=====
```

21.47 root-objects

root-objects

Syntax

root-objects

Context

[Tree] (show>service>dynsvc root-objects)

Full Context

show service dynamic-services root-objects

Description

This command displays the root objects created by dynamic data services.



Note:

This command is not available in the MD-CLI.

Platforms

7450 ESS, 7750 SR, 7750 SR-a, 7750 SR-e, 7750 SR-s, VSR

Output

The following output is an example of dynamic services root object information.

Sample Output

```
# show service dynamic-services root-objects
=====
Dynamic Service Root Objects
=====
OID prefix           : svcRowStatus
OID index            : .100000
Snippet name         : vprn
Snippet instance     : VRF-1
Orphan time          : N/A
-----
No. of Root Objects: 1
=====
```

[Table 412: Root Objects Field Descriptions](#) describes the Root Objects fields.

Table 412: Root Objects Field Descriptions

Output field	Description
OID prefix	The corresponding SNMP OID prefix for this root object.
OID index	The corresponding SNMP OID index for this root object.
Snippet name	The name of the python function that created this root object. The name is set to N/A when the root-object is orphaned.
Snippet instance	The instance for which the python function with "Snippet name" created this root object. If the snippet is a result from a dynamic reference, then the snippet instance is the reference-id string passed in the dyn.reference(). If the snippet is not the result from a dynamic reference, then the

Output field	Description
	snippet instance is the dynamic data service SAP-ID. The instance is set to N/A when the root object is orphaned.
Orphan time	The timestamp when the root-object became orphaned (root-object not deleted when corresponding teardown function is called) or N/A if the root-object is not orphaned.

root-objects

Syntax

root-objects

Context

[\[Tree\]](#) (show>service>vsd root-objects)

Full Context

show service vsd root-objects

Description

This command displays the root objects created by vsd.

Platforms

All

Output

Sample Output

```
*A:PE1# show service vsd root-objects
=====
VSD Dynamic Service Root Objects
=====
OID Prefix           : svcRowStatus
OID index            : .64000
Snippet name         : script
Snippet instance     : L2-DOMAIN-5
Orphan time          : N/A
-----
No. of Root Objects: 1
=====
```

21.48 route

route

Syntax

route **[family]** [*ip-prefix/prefix-length*] [**detail**]

route next-hop {*ip-address* | *ipv6-address*} [**detail**]

Context

[\[Tree\]](#) (show>router>rib-api route)

Full Context

show router rib-api route

Description

This command displays RIB-API route information.

Parameters

family

Specifies the IPv4 or IPv6 address route family.

Values ipv4, ipv6

ip-prefix/prefix-length

Displays RIB-API route entries only matching the specified IP prefix and length.

Values

ipv4-prefix: a.b.c.d (host bits must be 0)

ipv4-prefix-length 0 to 32

ipv6-prefix: x:x:x:x:x:x:x (eight 16-bit pieces)

x:x:x:x:x:d.d.d.d

x: [0 to FFFF]H

d: [0 to 255]D

ipv6-prefix-length: 0 to 128

detail

Displays detailed RIB-API route information.

ip-address

Specifies the next-hop IPv4 address of the RIB-API route.

Values

ipv4-address: a.b.c.d

ipv6-address

Specifies the next-hop IPv6 address of the RIB-API route.

Values

ipv6-address: x:x:x:x:x:x:x (eight 16-bit pieces)

x:x:x:x:x:d.d.d.d

x: [0 to FFFF]H

d: [0 to 255]D

Platforms

All

Output

The following output is an example of RIB-API route information.

Sample Output

```
*A:Dut-A# /show router rib-api route
=====
RibApi Route Table (Router: Base) Family: IPv4
=====
Prefix          Rib-API   Client IP   Act
Next Hop
-----
100.0.0.0/8     182       10.254.135.92  N
  10.20.1.3
101.0.0.0/8     182       10.254.135.92  Y
  10.21.1.3
-----
No. of Rib-API Routes: 2
=====
```

```
*A:Dut-A# /show router rib-api route detail
=====
RibApi Route Table (Router: Base) Family: IPv4
=====
Prefix          : 100.0.0.0/8
Client IP       : 10.254.135.92
Client Tag      : 4
Metric          : 61130
Rib-API Pref    : 182
Last Updated    : 02/07/2020 23:44:17
Stale client    : N
RTM Preference  : 171

NextHop        : 10.20.1.3
Active In RTM  : N
Inactive Reason: Next-hop not resolved or no usable tunnels
-----
Prefix          : 101.0.0.0/8
Client IP       : 10.254.135.92
Client Tag      : 4
Metric          : 61130
Rib-API Pref    : 182
Last Updated    : 02/07/2020 23:44:44
Stale client    : N
RTM Preference  : 171

NextHop        : 10.21.1.3
Active In RTM  : Y
Inactive Reason: Not Applicable
-----
No. of Rib-API Routes: 2
=====
```

 *A: Dut - A#

Table 413: RIB-API Route Fields

Label	Description
Family	The route family: <ul style="list-style-type: none"> • ipv4 • ipv6
Prefix	The IP prefix for the route RTM entry
Rib-API Pref	The RIB-API preference opposing to the routes from different clients with the same prefix
Client IP	The IP address of the gRPC client that configured the RIB-API route entry
Act	The boolean (YES or NO) that indicates whether the status of the RIB-API route in RTM is active or not
Next Hop	The next-hop IP address of the RIB-API route entry
No. of Rib-API Routes	The total number of the displayed RIB-API routes
Client Tag	The client tag unique identifier assigned to each gRPC connection by the gRPC server
Stale client	The stale client (Y or N) that indicates if the route is from a disconnected gRPC client
Metric	The metric of the route
RTM Preference	The RTM preference opposing to the routes having the same prefix from different protocols (BGP, OSPF)
Last Updated	The time stamp of when the route was added or modified from a gRPC client
Nexthop	The next-hop IP address of the RIB-API route entry
Active In RTM	The boolean (Y or N) that indicates whether the status of the RIB-API route is active or not in RTM
Inactive Reason	The inactive reason or the route not active in RTM

21.49 route-downloader

route-downloader

Syntax

```
route-downloader route-downloader-name [ router router-instance | service-name service-name ]  
[family family]
```

Context

[\[Tree\]](#) (clear>aaa route-downloader)

Full Context

```
clear aaa route-downloader
```

Description

This command clears all the radius-downloaded routes from the internal downloader cache (or protocol RIB/db) (and thus eventually from the RTM itself). The parameters **vprn** and/or **family** allow to restrict the deletion of those routes learned in a particular address family (IPv4 or IPv6) and/or a particular VPRN.

By default, all VPRNs and both IPv4 and IPv6 families are affected.



Note:

Clearing the internal protocol DB means the corresponding prefixes that were deleted should be removed from the RTM (and from any other exports) as well.

Parameters

route-downloader-name

Specifies the route downloader name, up to 32 characters.

router-instance

Specifies the router instance name (Base) or service ID.

service-name

Specifies the configured service name for the routing instance, up to 64 characters

family

Specifies to limit the removal of prefixes only belonging to the address family IPv4 or IPv6. Only these two values are accepted.

Values ipv4, ipv6

Platforms

7450 ESS, 7750 SR, 7750 SR-a, 7750 SR-e, 7750 SR-s, VSR

route-downloader

Syntax

```
route-downloader
```

Context

[\[Tree\]](#) (tools>perform>aaa route-downloader)

Full Context

tools perform aaa route-downloader

Description

Commands in this context configure route downloader parameters.

Platforms

7450 ESS, 7750 SR, 7750 SR-a, 7750 SR-e, 7750 SR-s, VSR

route-downloader

Syntax

route-downloader [*route-downloader-name*]

route-downloader *route-downloader-name* **statistics**

Context

[\[Tree\]](#) (show>aaa route-downloader)

Full Context

show aaa route-downloader

Description

This command displays RADIUS route downloader information.

Parameters

route-downloader-name

Specifies the route downloader name, up to 32 characters.

statistics

Displays RADIUS route downloader information.

Platforms

7450 ESS, 7750 SR, 7750 SR-a, 7750 SR-e, 7750 SR-s, VSR

21.50 route-next-hop-policy

route-next-hop-policy

Syntax

route-next-hop-policy

Context

[\[Tree\]](#) (show>router route-next-hop-policy)

Full Context

show router route-next-hop-policy

Description

This command displays route next-hop policies related information.

Platforms

All

21.51 route-table

route-table

Syntax

route-table [*family*] [*ip-prefix[/prefix-length]*] [**longer** | **exact** | **protocol** *protocol-name*] [**instance** *instance-id*] [**all**] [**next-hop-type** *type*] [**qos**] [**alternative**] [**accounting-class**]

route-table [*family*] [**summary**]

route-table *tunnel-endpoints* [*ip-prefix[/prefix-length]*] [**longer** | **exact**] [**detail**]

route-table [*family*] [*ip-prefix[/prefix-length]*] [**longer** | **exact** | **protocol** *protocol-name*] [**instance** *instance-id*] [**extensive**] [**all**]

Context

[\[Tree\]](#) (show>router route-table)

Full Context

show router route-table

Description

This command displays the active routes in the routing table.

If no command line arguments are specified, all routes are displayed, sorted by prefix.

Parameters

family

Displays the specified family.

Values ipv4, ipv6, mcast-ipv4, mcast-ipv6

ip-prefix[/prefix-length]

Displays routes only matching the specified *ip-prefix* and optional *mask*.

Values ipv4-prefix: a.b.c.d (host bits must be 0)
ipv4-prefix-le: 0 to 32
ipv6-prefix:
• x:x:x:x:x:x (eight 16-bit pieces)
• x:x:x:x:x:d.d.d.d
• x: [0 to FFFF] H
• d: [0 to 255] D
ipv6-prefix-le: 0 to 128

longer

Displays routes matching the *ip-prefix/mask* and routes with longer masks.

exact

Displays the exact route matching the ip-prefix/mask.

protocol-name

Displays routes learned from the specified protocol.

Values aggregate, arp-nd, bgp, bgp-label, bgp-vpn, dhcpv6-na, dhcpv6-pd, dhcpv6-pd-exc, dhcpv6-ta, evpn-iff, evpn-ifl, host, ipsec, isis, ldp, local, managed, nat, nd-ra, ospf, ospf3, periodic, rib-api, rip, ripng, srv6, srv6-policy, static, sub-mgmt, video, vpn-leak



Note:

It is possible that a specific platform only supports a subset of the above protocol values.

instance-id

Specifies the IGP instance of the route table.

Values For isis — 0 to 127
For ospf — 0 to 31
For ospfv3 —
• 0 to 31 (when ospfv3 is used for IPv6)
• 64 to 95 (when ospfv3 is used for IPv4)



Note:

It is possible that a specific platform only supports a subset of the above values.

all

Displays all routes, including inactive routes.

type

Displays only the tunneled next-hops. For each route entry, the tunnel owner and tunnel ID is shown.

Values tunneled

qos

Displays QoS active routes in the routing table.

alternative

Displays LFS and backup route details.

accounting-class

Displays accounting class information.



Note:

Not all platforms support this parameter.

summary

Displays route table summary information.

tunnel-endpoints

Displays tunnel endpoint information.

extensive

Displays detailed information.

Platforms

All

Output

The following output are examples of route table information, and [Table 414: Standard Show Route Table Field Descriptions](#) describes the output fields.

Sample Output Standard Route Table Information

The following output shows standard route table information.

```
*A:ALA-12# show router 3 route-table 10.10.0.4
=====
Route Table
=====
Dest Address      Next Hop          Type   Protocol   Age     Metric  Pref
-----
10.10.0.4/32     10.10.34.4      Remote OSPF      3523    1001    10
-----
*A:ALA-12#
```

```
*A:ALA-12# show router 3 route-table 10.10.0.4/32 longer
=====
Route Table
=====
Dest Address      Next Hop          Type  Protocol  Age    Metric  Pref
-----
10.10.0.4/32     10.10.34.4       Remote OSPF      3523    1001    10
-----
No. of Routes: 1
=====
+ : indicates that the route matches on a longer prefix
*A:ALA-12#

*A:ALA-12# show router 3 route-table protocol ospf
=====
Route Table
=====
Dest Address      Next Hop          Type  Protocol  Age    Metric  Pref
-----
10.10.0.1/32     10.10.13.1       Remote OSPF      65844   1001    10
10.10.0.2/32     10.10.13.1       Remote OSPF      65844   2001    10
10.10.0.4/32     10.10.34.4       Remote OSPF      3523    1001    10
10.10.0.5/32     10.10.35.5       Remote OSPF     1084022 1001    10
10.10.12.0/24    10.10.13.1       Remote OSPF      65844   2000    10
10.10.15.0/24    10.10.13.1       Remote OSPF     58836   2000    10
10.10.24.0/24    10.10.34.4       Remote OSPF      3523    2000    10
10.10.25.0/24    10.10.35.5       Remote OSPF     399059 2000    10
10.10.45.0/24    10.10.34.4       Remote OSPF      3523    2000    10
-----
*A:ALA-12#

*A:ALA-12# show router 3 route-table summary
=====
Route Table Summary
=====
                                     Active          Available
-----
Static                               1                1
Direct                               6                6
BGP                                   0                0
OSPF                                  9                9
ISIS                                  0                0
RIP                                   0                0
Aggregate                             0                0
-----
Total                                15               15
=====
*A:ALA-12#
```

Table 414: Standard Show Route Table Field Descriptions

Label	Description
Dest Address	The route destination address and mask
Next Hop [Interface Name]	The next hop interface name

Label	Description
Next Hop	The next hop IP address for the route destination
Type	Local — The route is a local route Remote — The route is a remote route
Protocol	The protocol through which the route was learned
Age	The route age in seconds for the route
Metric	The route metric value for the route
Pref	The route preference value for the route
No. of Routes	The number of routes displayed in the list

Sample Output NAT

The following output is an example showing that NAT routes are visible in the routing table.

```
*A:Dut-C# /show router 101 route-table
=====
Route Table (Service: 101)
=====
Dest Prefix[Flags]
  Next Hop[Interface Name]
-----
Type   Proto   Age           Pref
Metric
-----
11.11.11.0/24
  toIxia2.101          Local   Local   00h22m33s  0
                               0
160.0.0.0/16
  11.11.11.8          Remote  Static  00h22m30s  5
                               1
200.0.0.0/16
  NAT inside          Remote  NAT     00h02m20s  0
                               0
200.1.0.0/16
  NAT inside          Remote  NAT     00h02m20s  0
                               0
210.0.1.0/24
  NAT inside          Remote  NAT     00h02m20s  0
                               0
210.1.1.0/24
  NAT inside          Remote  NAT     00h02m20s  0
                               0
210.6.1.0/24
  NAT inside          Remote  NAT     00h02m20s  0
                               0
210.7.1.0/24
  NAT inside          Remote  NAT     00h02m20s  0
                               0
-----
No. of Routes: 8
Flags: n = Number of times nexthop is repeated
       B = BGP backup route available
       L = LFA nexthop available
       S = Sticky ECMP requested
=====
*A:Dut-C#
```

Sample Output VPRN

The following is a sample output for a VPRN on the standby PE for prefix 10.13.1.0/24.

```
*A:ALA-12# show router 1 route-table 10.13.1.0/24 all
=====
Route Table (Service: 1)
=====
```

Dest Prefix[Flags] Next Hop[Interface Name]	Type Active	Proto Metric	Age	Pref
10.13.1.0/24 [E] 10.3.1.1	Remote N	BGP 0	00h01m44s	170
10.13.1.0/24 10.15.1.100 (tunneled)	Remote Y	BGP VPN 0	00h01m19s	170

Sample Output IP Address

The following are sample outputs for an IP address.

```
*A:ALA-12# show router 1 route-table 4.4.1.4/32
=====
Route Table (Service: 1)
=====
Dest Prefix[Flags]                Type    Proto    Age      Pref
Next Hop[Interface Name]          Metric
-----
4.4.1.4/32                        Remote  BGP VPN  00h00m03s 170
3ffe::a14:102 (tunneled:SR-Policy:917546)
                                     0
-----

*A:ALA-12# show router 1 route-table 3FFE::404:104/128
=====
IPv6 Route Table (Service: 1)
=====
Dest Prefix[Flags]                Type    Proto    Age      Pref
Next Hop[Interface Name]          Metric
-----
3ffe::404:104/128                Remote  BGP VPN  00h00m07s 170
3ffe::a14:102 (tunneled:SR-Policy:917546)
                                     0
-----

No. of Routes: 1
Flags: n = Number of times nexthop is repeated
       B = BGP backup route available
       L = LFA nexthop available
       S = Sticky ECMP requested
=====

*A:ALA-12# show router route-table 180.10.0.1/32
=====
Route Table (Router: Base)
=====
Dest Prefix[Flags]                Type    Proto    Age      Pref
Next Hop[Interface Name]          Metric
-----
180.10.0.1/32 [B][S]             Remote  BGP      00h00m49s 170
10.10.10.1                        0
180.10.0.1/32 [B][S]             Remote  BGP      00h00m49s 170
10.10.10.5                        0
180.10.0.1/32 [B][S]             Remote  BGP      00h00m49s 170
10.10.10.10                       0
-----

No. of Routes: 1
Flags: n = Number of times nexthop is repeated
       B = BGP backup route available
       L = LFA nexthop available
       S = sticky ECMP requested
=====
```


Sample Output Extensive

The following is an example of the extensive output with unequal-cost ECMP BGP routes.

```
*A:vRR>config>router# show router route-table extensive 200.200.200.200/32
=====
Route Table (Router: Base)
=====
Dest Prefix          : 200.200.200.200/32
Protocol             : BGP
Age                  : 01h20m41s
Preference           : 170
Indirect Next-Hop    : 10.0.0.2
  QoS                 : Priority=n/c, FC=n/c
  Source-Class        : 0
  Dest-Class          : 0
  ECMP-Weight         : 9
  Resolving Next-Hop : 10.0.0.2
    Interface         : to_bridge_br2
    Metric             : 0
    ECMP-Weight       : N/A
  Indirect Next-Hop  : 192.0.2.2
    QoS                 : Priority=n/c, FC=n/c
    Source-Class        : 0
    Dest-Class          : 0
    ECMP-Weight         : 5
    Resolving Next-Hop : 192.0.2.2
      Interface         : to_bridge_br3
      Metric             : 0
      ECMP-Weight       : N/A
-----
No. of Destinations: 1
=====

*A:vRR>config>router# show router route-table 5.3.0.1/32 extensive
=====
Route Table (Router: Base)
=====
Dest Prefix          : 5.3.0.1/32
Protocol             : BGP
Age                  : 00h00m59s
Preference           : 170
Indirect Next-Hop    : 10.0.0.1
  QoS                 : Priority=n/c, FC=n/c
  Source-Class        : 0
  Dest-Class          : 0
  ECMP-Weight         : 1
  Resolving Next-Hop : 1.0.0.2(RSVP tunnel:115)
    Metric             : 10
    ECMP-Weight       : 1
  Resolving Next-Hop : 1.0.0.2 (RSVP tunnel:61443)
    Metric             : 10
    ECMP-Weight       : 1
  Indirect Next-Hop  : 10.0.0.2
    QoS                 : Priority=n/c, FC=n/c
    Source-Class        : 0
    Dest-Class          : 0
    ECMP-Weight         : 30
  Resolving Next-Hop : 1.0.0.3 (RSVP tunnel:94)
    Metric             : 10
    ECMP-Weight       : 20
  Resolving Next-Hop : 1.0.0.3 (RSVP tunnel:61442)
    Metric             : 10
    ECMP-Weight       : 1
```

```
-----  
No. of Destinations: 1  
=====
```

21.52 route-target

route-target

Syntax

```
route-target [source-as as-number] [brief] [ aspath-regex reg-exp] [community comm-id]  
route-target [rtc-prefix rtc-prefix] [hunt] [ brief] [aspath-regex reg-exp] [ community comm-id]  
route-target rtc-prefix rtc-prefix [aspath-regex reg-exp] [community comm-id]  
route-target [rtc-prefix rtc-prefix] [detail | longer] [aspath-regex reg-exp] [community comm-id]
```

Context

[\[Tree\]](#) (show>router>bgp>routes route-target)

Full Context

```
show router bgp routes route-target
```

Description

This command displays BGP route target routes.

Parameters

as-number

Specifies the source AS number.

Values 0 to 4294967295

rtc-prefix

Filters the route-target constraint routes to include only those routes matching a specific NLRI string.

Values *source-as*: {*ip-addr*:*comm-val* | *2byte-asnumber*:*ext-comm-val* | *4byte-asnumber*:*comm-val*}/*prefix-length*

ip-addr: a.b.c.d

comm-val: 0 to 65535

2byte-asnumber: 0 to 65535

ext-comm-val: 0 to 4294967295

4byte-asnumber: 0 to 4294967295

prefix-length: 0 to 96

detail

Displays detailed information.

longer

Displays the specified route and subsets of the route.

reg-exp

Displays routes matching the specified regular expression, up to 80 characters.

comm-id

Specifies the community ID, up to 72 characters.

Values `[as-num:comm-val | ext-comm | well-known-comm | large-comm]`

where:

- *as-num* — 0 to 65535
- *comm-val* — 0 to 65535
- *ext-comm* — the extended community, defined as one of the following:

- `{target | origin}:ip-address:comm-val`
- `{target | origin}:asnum:ext-comm-val`
- `{target | origin}:ext-asnum:comm-val`
- **bandwidth:asnum:val-in-mbps**
- **ext:4300:ovstate**
- **ext:value1:value2**
- **flowspec-set:ext-asnum:group-id**

where:

- *target* — route target
- *origin* — route origin
- *ip-address* — a.b.c.d
- *ext-comm-val* — 0 to 4294967295
- *ext-asnum* — 0 to 4294967295
- **bandwidth** — bandwidth
- *val-in-mbps* — 0 to 16777215
- **ext** — extended
- **ext:4300** — origin verification
- *ovstate* — 0, 1, or 2 (0 for valid, 1 for not found, 2 for invalid)
- *value1* — 0000 to FFFF
- *value2* — 0 to FFFFFFFFFF
- **flowspec-set** — flow-spec set
- *group-id* — 0 to 16383

- *well-known-comm* — **null** | **no-export** | **no-export-subconfed** | **no-advertise** | **blackhole**
- *large-comm* — *asn-or-ex:val-or-ex:val-or-ex*

Platforms

All

21.53 router

router

Syntax

router [*router-instance*]

router service-name *service-name*

Context

[\[Tree\]](#) (show router)

Full Context

show router

Description

Commands in this context display various types of information for the specified router instance.

Parameters

router-instance

specifies the router name, CPM router instance, or VPRN service ID.

Values

router-instance : *router name* | *vprn-svc-id*

router-name Base | management | *cpm-vr-name* |
vpls-management

cpm-vr-name [32 characters maximum]

vprn-svc-id [1..2147483647]

Default Base

service-name

specifies the service name, up to 64 characters.

Platforms

All

Output

The following are examples of router information.

Sample Output: show router with PIM and S-PMSI

```
*A:Dut-D# \show router 100 pim s-pmsi
=====
PIM RSVP Spmsi tunnels
=====
P2mp ID      Tunnel ID    Ext Tunnel Adrs      SPMSI Index  Num VPN  State
              SGs
-----
100          61442       10.20.1.4            73919        8        UP
=====
PIM RSVP Spmsi Interfaces : 1
=====
*A:Dut-D# \show router 100 pim s-pmsi detail
=====
PIM RSVP Spmsi tunnels
=====
P2MP ID      : 100          Tunnel ID      : 61442
Ext Tunnel Adrs : 10.20.1.4    Spmsi IfIndex  : 73919
Number of VPN SGs : 8            Up Time       : 0d 00:01:04
VPN Group Address : 203.0.113.0
VPN Source Address : 10.114.1.2
Up Time       : 0d 00:01:04    Multistream-Id : 10
State        : TX Joined     Mdt Threshold  : N/A
Join Timer   : N/A          Holddown Timer : 0d 00:00:54
VPN Group Address : 203.0.113.1
VPN Source Address : 10.114.1.2
Up Time       : 0d 00:01:04    Multistream-Id : 10
State        : TX Joined     Mdt Threshold  : N/A
Join Timer   : N/A          Holddown Timer : 0d 00:00:55
VPN Group Address : 203.0.113.2
VPN Source Address : 10.114.1.2
Up Time       : 0d 00:01:04    Multistream-Id : 5
State        : TX Joined     Mdt Threshold  : N/A
Join Timer   : N/A          Holddown Timer : 0d 00:00:53
```

router

Syntax

router [*router-instance*]

router service-name *service-name*

Context

[\[Tree\]](#) (tools>dump router)

Full Context

tools dump router

Description

This command dumps tools for the router instance.

Parameters

router-instance

Specifies the router name or service ID used to identify the router instance.

Values

router-name vprn-svc-id	
router-name	Base Management <i>cpm-vr-name</i> vpls-management
	Default: Base
vprn-svc-id	1 to 2147483647
cpm-vr-name	32 chars max

service-name

Specifies the service name used to identify the router instance. 64 characters maximum.

Platforms

All

router

Syntax

router [*router-instance*]

router service-name *service-name*

Context

[Tree] (clear router)

Full Context

clear router

Description

Clear router commands affect the router instance in which they are entered.

Parameters

router-instance

Specifies the router name or service ID used to identify the router instance.

Values

router-name | vprn-svc-id

router-name	Base Management <i>cpm-vr-name</i> vpls-management Default: Base
vprn-svc-id	1 to 2147483647
cpm-vr-name	32 chars max

service-name

Specifies the service name used to identify the router instance. 64 characters maximum.

Platforms

All

router

Syntax

router

Context

[\[Tree\]](#) (tools>perform router)

Full Context

tools perform router

Description

This command enables the tools for the router instance.

Platforms

All

router

Syntax

router [*router-instance*]

router **service-name** *service name*

Context

[\[Tree\]](#) (monitor router)

Full Context

monitor router

Description

Commands in this context configure criteria to monitor statistical information for a variety of routing protocols.

Parameters

router-instance

Specifies the router name or service ID.

Values		
<i>router-name:</i>	Base, management, <i>cpm-vr-name</i> , vpls-management	
<i>vpm-service-id:</i>	1 to 2147483647	
<i>cpm-vr-name</i>	up to 32 characters	

Default Base

service-name

Specifies the service name used to identify the router instance. The name can be up to 64 characters long.

Platforms

All

router

Syntax

router [**Base**] [**security-policy-id** *security-policy-id*]

Context

[\[Tree\]](#) (show>ipsec>security-policy router)

Full Context

show ipsec security-policy router

Description

This command displays IPsec security policy information for the router.

Parameters

security-policy-id

Specifies the security policy ID.

Values 1 to 32768

Platforms

VSR

21.54 router-advertisement

router-advertisement

Syntax

router-advertisement

Context

[\[Tree\]](#) (clear>router>autoconfigure router-advertisement)

Full Context

clear router autoconfigure router-advertisement

Description

Commands in this context clear router advertisement information.

Platforms

7450 ESS-7, 7750 SR-1, 7750 SR-7, 7750 SR-1e, 7750 SR-s

router-advertisement

Syntax

router-advertisement all

router-advertisement interface *interface-name*

Context

[\[Tree\]](#) (clear>router router-advertisement)

Full Context

clear router router-advertisement

Description

This command clears all router advertisement counters.

Parameters

all

Clears all router advertisement counters for all interfaces.

interface-name

Clears router advertisement counters for the specified interface.

Platforms

All

router-advertisement

Syntax

router-advertisement
router-advertisement routes

Context

[\[Tree\]](#) (show>router>autoconfigure router-advertisement)

Full Context

show router autoconfigure router-advertisement

Description

This command displays router advertisement information.

Parameters

routes
Displays routes received from router advertisements.

Platforms

7450 ESS-7, 7750 SR-1, 7750 SR-7, 7750 SR-1e, 7750 SR-s

21.55 router-advertisement-policy

router-advertisement-policy

Syntax

router-advertisement-policy [*name*]

Context

[\[Tree\]](#) (show>subscr-mgmt router-advertisement-policy)

Full Context

show subscriber-mgmt router-advertisement-policy

Description

This command displays IPv6 router advertisement policy information.

Parameters

name

Specifies the router advertisement policy name, up to 32 characters.

Platforms

7450 ESS, 7750 SR, 7750 SR-a, 7750 SR-e, 7750 SR-s, VSR

21.56 routes

routes

Syntax

routes

Context

[\[Tree\]](#) (show>service>id>spb routes)

Full Context

show service id spb routes

Description

This command displays SPB route information.

Platforms

All

Output

The following output is an example of service SPB route information.

Sample Output

```
*A:Dut-A# show service id 100001 spb routes
=====
MAC Route Table
=====
Fid  MAC                               Ver.  Metric
   NextHop If                       SysID
-----
Fwd Tree: unicast
-----
1    00:10:00:01:00:02                 10    10
    sap:1/2/2:1.1                    Dut-B
```

```

1    00:10:00:01:00:03          10    10
    sap:1/2/3:1.1             Dut-C
1    00:10:00:01:00:04          10    20
    sap:1/2/2:1.1             Dut-B
100  00:10:00:02:00:02          10    10
    sap:1/2/2:1.1             Dut-B
100  00:10:00:02:00:03          10    10
    sap:1/2/3:1.1             Dut-C
100  00:10:00:02:00:04          10    20
    sap:1/2/3:1.1             Dut-C

Fwd Tree: multicast
-----
1    00:10:00:01:00:02          10    10
    sap:1/2/2:1.1             Dut-B
1    00:10:00:01:00:03          10    10
    sap:1/2/3:1.1             Dut-C
1    00:10:00:01:00:04          10    20
    sap:1/2/2:1.1             Dut-B
100  00:10:00:02:00:02          10    10
    sap:1/2/2:1.1             Dut-B
100  00:10:00:02:00:03          10    10
    sap:1/2/3:1.1             Dut-C
100  00:10:00:02:00:04          10    20
    sap:1/2/3:1.1             Dut-C
-----

No. of MAC Routes: 2
=====

ISID Route Table
=====
Fid  ISID      NextHop If          SysID      Ver.
-----
1    10001     sap:1/2/2:1.1      Dut-B      10
    sap:1/2/3:1.1      Dut-C
100  10002     sap:1/2/2:1.1      Dut-B      10
    sap:1/2/3:1.1      Dut-C
-----

No. of ISID Routes: 2
=====

A:Dut-A# show service id spb fate-sharing
=====
User service fate-shared sap/sdp-bind information
=====
Control  Control Sap/      FID      User      User Sap/
SvcId    SdpBind                                     SvcId     SdpBind
-----
500      1/1/20:500        502      502      1/1/20:502
=====

```

routes

Syntax

routes [*ip-prefix*] [**detail** | **longer** | **hunt** [**brief**]] [**as-path-regex** *reg-exp*] [**community** *comm-id* [**hunt**]]

routes brief

routes [*ip-prefix*] **bgp-ls** [**ipv4-prefix** | **link** | **node**] [**hunt**]

routes [*ip-prefix*] **evpn auto-disc** [**as-path-regex** *reg-exp*] [**community** *comm-id*] [**esi** *esi*] [**next-hop** *ip-address*] [**rd** *rd*] [**tag** *tag*] [**detail** | **hunt**]

routes [*ip-prefix*] **evpn eth-seg** [**as-path-regex** *reg-exp*] [**community** *comm-id*] [**esi** *esi*] [**next-hop** *ip-address*] [**originator-ip** *ip-address*] [**rd** *rd*] [**tag** *tag*] [**detail** | **hunt**]

routes [*ip-prefix*] **evpn incl-mcast** [**as-path-regex** *reg-exp*] [**community** *comm-id*] [**next-hop** *ip-address*] [**originator-ip** *ip-address*] [**rd** *rd*] [**tag** *tag*] [**detail** | **hunt**]

routes [*ip-prefix*] **evpn ip-prefix** [**as-path-regex** *reg-exp*] [**community** *comm-id*] [**next-hop** *ip-address*] [**prefix** *ipv4-prefix*] [**rd** *rd*] [**tag** *tag*] [**detail** | **hunt**]

routes [*ip-prefix*] **evpn ipv6-prefix** [**as-path-regex** *reg-exp*] [**community** *comm-id*] [**next-hop** *ip-address*] [**prefix** *ipv6-prefix*] [**rd** *rd*] [**tag** *tag*] [**detail** | **hunt**]

routes [*ip-prefix*] **evpn mac** [**as-path-regex** *reg-exp*] [**community** *comm-id*] [**mac-address** *mac-address*] [**next-hop** *ip-address*] [**rd** *rd*] [**tag** *tag*] [**detail** | **hunt**]

routes [*ip-prefix*] **evpn mcast-join-synch** [**as-path-regex** *reg-exp*] [**community** *comm-id*] [**next-hop** *ip-address*] [**originator-ip** *ip-address*] [**rd** *rd*] [**tag** *tag*] [**detail** | **hunt**]

routes [*ip-prefix*] **evpn mcast-leave-synch** [**as-path-regex** *reg-exp*] [**community** *comm-id*] [**next-hop** *ip-address*] [**originator-ip** *ip-address*] [**rd** *rd*] [**tag** *tag*] [**detail** | **hunt**]

routes [*ip-prefix*] **smet** [**as-path-regex** *reg-exp*] [**community** *comm-id*] [**next-hop** *ip-address*] [**originator-ip** *ip-address*] [**rd** *rd*] [**tag** *tag*] [**detail** | **hunt**]

routes [*ip-prefix*] **flow-ipv4** [**as-path-regex** *reg-exp*] [**community** *comm-id*] [**hunt**]

routes [*ip-prefix*] **flow-ipv6** [**as-path-regex** *reg-exp*] [**community** *comm-id*] [**hunt**]

routes [*ip-prefix*] **ipv4** [**brief** | **detail** | **longer** | **hunt** [**brief**]] [**all**] [**as-path-regex** *reg-exp*] [**community** *comm-id*] [**leakable**] [**leaked**] [**origin-val** *origin-val*]

routes [*ip-prefix*] **ipv6** [**brief** | **detail** | **longer** | **hunt** [**brief**]] [**all**] [**as-path-regex** *reg-exp*] [**all**] [**as-path-regex** *reg-exp*] [**community** *comm-id*] [**leakable**] [**leaked**] [**origin-val** *origin-val*]

routes [*ip-prefix*] **l2-vpn** [**as-path-regex** *reg-exp*] [**brief**] [**community** *comm-id*] [**hunt**] [**offset** *vpls-base-offsef*] [**rd** *rd*] [**siteid** *site-id*] [**veid** *veid*]

routes [*ip-prefix*] **l2-vpn** *l2vpn-type* [**as-path-regex** *reg-exp*] [**brief**] [**community** *comm-id*] [**offset** *vpls-base-offsef*] [**rd** *rd*] [**siteid** *site-id*] [**veid** *veid*]

routes [*ip-prefix*] **label-ipv4** [**brief** | **detail** | **longer** | **hunt** [**brief**]] [**as-path-regex** *reg-exp*] [**community** *comm-id*] [**leakable**] [**leaked**] [**origin-val** *origin-val*]

routes [*ip-prefix*] **label-ipv6** [**brief** | **detail** | **longer** | **hunt** [**brief**]] [**as-path-regex** *reg-exp*] [**community** *comm-id*] [**leakable**] [**leaked**] [**origin-val** *origin-val*]

routes [*ip-prefix*] **mcast-ipv4** [**brief** | **detail** | **longer** | **hunt** [**brief**]] [**all**] [**as-path-regex** *reg-exp*] [**community** *comm-id*]

routes [*ip-prefix*] **mcast-ipv6** [**brief** | **detail** | **longer** | **hunt** [**brief**]] [**all**] [**as-path-regex** *reg-exp*] [**community** *comm-id*]

routes [*ip-prefix*] **mcast-vpn-ipv4** [**brief** | **detail** | **longer** | **hunt** [**brief**]] [**all**] [**as-path-regex** *reg-exp*] [**community** *comm-id*] [**rd** *rd*]

routes [*ip-prefix*] **mcast-vpn-ip6** [**brief** | **detail** | **longer** | **hunt** [**brief**]] [**all**] [**as-path-regex** *reg-exp*] [**community** *comm-id*] [**rd** *rd*]

```

routes [ip-prefix] mdt-safi [brief | detail | longer | hunt [brief]] [ as-path-regex reg-exp] [community
comm-id] [ grp-address mcast-grp-address] [rd rd] [ source-ip ip-address]

routes [ip-prefix] ms-pw [brief] [hunt] [as-path-regex reg-exp] [ community comm-id] [aii-type2 aii-
type2] [ rd rd]

routes [ip-prefix] mvpn-ipv4 [brief | detail | longer | hunt] [ as-path-regex reg-exp] [community comm-
id] [ group-ip ip-address] [originator-ip ip-address] [ rd rd] [source-as as-number] [ source-ip ip-
address] [type mvn-type]

routes [ip-prefix] mvpn-ipv6 [brief | detail | longer | hunt] [ as-path-regex reg-exp] [community comm-
id] [ group-ip ip-address] [originator-ip ip-address] [ rd rd] [source-as as-number] [ source-ip ip-
address] [type mvn-type]

routes [ip-prefix] route-target [brief] [as-path-regex reg-exp] [community comm-id] [source-as as-
number]

routes [ip-prefix] route-target [rtc-prefix rtc-prefix] [detail | longer | hunt [ brief]] [as-path-regex reg-
exp] [community comm-id]

routes [ip-prefix] sr-policy-ipv4 [hunt] [rd rd] [color number] [ endpoint ipv4-address]

routes [ip-prefix] sr-policy-ipv6 [hunt] [rd rd] [color number] [ endpoint ipv6-address]

routes [ip-prefix] vpn-ipv4 [brief | detail | longer | hunt [brief]] [ as-path-regex reg-exp] [community
comm-id] [ rd rd]

routes [ip-prefix] vpn-ipv6 [brief | detail | longer | hunt [brief]] [ as-path-regex reg-exp] [community
comm-id] [ rd rd]

```

Context

[\[Tree\]](#) (show>router>bgp routes)

Full Context

```
show router bgp routes
```

Description

This command displays routes in the BGP Routing Information Base (RIB). When this command is issued without any parameters, the output displays all learned BGP routes belonging to the IPv4 address family. When this command is issued with other parameters, the output can display a narrower or wider set of routes, including routes belonging to other address families.

Parameters

bgp-ls

Displays BGP-LS routes.

bgp-ls ipv4-prefix

Displays BGP-LS IPv4-prefix NLRI routes.

bgp-ls link

Displays BGP-LS link NLRI routes.

bgp-ls node

Displays BGP-LS node NLRI routes.

evpn auto-disc

Displays EVPN auto-discovery routes.

evpn eth-seg

Displays EVPN Ethernet Segment (ES) routes.

evpn incl-mcast

Displays EVPN IMET routes.

evpn ip-prefix

Displays EVPN IP prefix routes (type 5).

evpn ipv6-prefix

Displays EVPN IPv6 prefix routes (type 5).

evpn mac

Displays EVPN MAC routes (type 2).

evpn mcast-join-synch

Displays EVPN multicast join sync routes.

evpn mcast-join-leave

Displays EVPN multicast join leave routes.

evpn smet

Displays EVPN SMET routes.

flow-ipv4

Displays IPv4 flow-spec routes.

flow-ipv6

Displays IPv6 flow-spec routes.

ipv4

Displays unlabeled unicast IPv4 routes.

ipv6

Displays unlabeled unicast IPv6 routes.

I2-vpn

Displays BGP-VPLS, BGP-VPWS, BGP multi-homing and BGP-AD routes (or some subset).

label-ipv4

Displays labeled-unicast IPv4 routes (AFI1, SAFI4).

label-ipv6

Displays labeled-unicast IPv6 routes (AFI2, SAFI4).

mcast-ipv4

Displays multicast IPv4 routes (AFI1, SAFI2).

mcast-ipv6

Displays multicast IPv6 routes (AFI2, SAFI2).

mcast-vpn-ipv4

Displays multicast VPN IPv4 routes.

mcast-vpn-ipv6

Displays multicast VPN IPv6 routes.

mdt-safi

Displays MVPN MDT SAFI routes.

ms-pw

Displays multi-segment pseudowire routes.

mvpn-ipv4

Displays MVPN IPv4 routes.

mvpn-ipv6

Displays MVPN IPv6 routes.

route-target

Displays RT constraint routes.

sr-policy-ipv4

Displays BGP segment routing policy routes (IPv4 endpoint).

sr-policy-ipv6

Displays BGP segment routing policy routes (IPv6 endpoint).

vpn-ipv4

Displays unicast IPv4 VPN routes (AFI1, SAFI128).

vpn-ipv6

Displays unicast IPv6 VPN routes (AFI2, SAFI128).

brief

Displays summary information about the BGP routes.

detail

Displays detailed information about the BGP routes, including information about the original path attribute values.

hunt

Displays detailed information about the BGP routes, including information about the advertised routes (RIB-OUT).

longer

When used within a command that also provides a specific IP prefix value, this filters the output to include all routes that match the prefix with the same or a longer prefix length.

as-path-regex

Filters the BGP routes to include only those routes with an AS path matching the specified regular expression.

community

Filters the BGP routes to include only those routes with a community value matching the specified value.

all

Includes active routes of other (non-BGP) protocols that BGP has imported into its RIB.

leakable

Filters the BGP routes to include only those routes that have been marked as leakable to other BGP instances (by means of a BGP import policy).

leaked

Filters the BGP routes to include only those routes that have been leaked from other BGP instances (by means of a leak-import policy).

original-val

Filters the BGP routes to include only those routes that have a specific RPKI route origin validation state (Not-Found, Valid, Invalid).

esi

Filters the BGP EVPN routes to include only those routes with a specific Ethernet Segment identifier value.

next-hop

Filters the BGP EVPN routes to include only those routes with a specific BGP next-hop address.

rd

Filters the BGP routes to include only those routes with a specific route distinguisher value.

tag

Filters the BGP EVPN routes to include only those routes with a specific administrative tag value.

originator-ip

Filters the BGP EVPN or MVPN routes to include only those routes with a specific originator IP address (in the NLRI).

prefix

Filters the BGP type 5 EVPN routes to include only those routes with a specific IPv4 or IPv6 prefix.

mac-address

Filters the BGP type 2 EVPN routes to include only those routes that have a specific MAC address.

grp-address

Filters the MDT-SAFI routes to include only those routes matching a specific multicast group address.

source-as

Filters the MVPN or RT-constraint routes to include only those routes matching a specific source AS number (in the NLRI).

source-ip

Filters the multicast routes to include only those routes matching a specific source address.

group-ip

Filters the MVPN routes to include only those routes matching a specific group address.

type

Filters the MVPN routes based on type (intra-ad, inter-ad, spmsi-ad, leaf-ad, source-ad, shared-join, source-join).

aii-type2

Filters the MS-PW routes based on All type 2 value.

offset

Filters BGP-VPLS routes based on offset value.

siteid

Filters BGP multi-homing routes based on the site ID value.

veid

Filters BGP-VPLS routes based on VEID value.

rtc-prefix

Filters the RT-constraint routes to include only those routes matching a specific NLRI string (formatted as *source-as:route-target/prefix-length*).

color

Filters the SR policy routes to include only those routes matching a specific color value.

endpoint

Filters the SR policy routes to include only those routes matching a specific endpoint address.

mvpn-type

Specifies the mvpn-type.

Values intra-ad, inter-ad, spmsi-ad, leaf-ad, source-ad, shared-join, and source-join.

ip-prefix

Specifies an IP prefix to match. For some address families this parameter has no meaning and should be omitted.

Values ip-address: a.b.c.d
ipv4-prefix: a.b.c.d
ipv4-prefix-length: [0 to 32]
ipv6-prefix [/pref* ipv6-prefix]:

- x:x:x:x:x:x (eight 16-bit pieces)
- x:x:x:x:x:d.d.d.d
- x: [0 to FFFF]H
- d: [0 to 255]D

prefix-length: [0 to 128]

reg-exp

An AS path regular expression to match routes based on their AS path attribute *reg-exp*, up to 80 characters.

comm-id

Specifies a community value, up to 72 characters.

Values [as-num:comm-val | ext-comm | well-known-comm]

where:

- *as-num* — 0 to 65535
- *comm-val* — 0 to 65535
- *ext-comm* — the extended community, defined as one of the following:
 - {*target* | *origin*}:*ip-address*:*comm-val*
 - {*target* | *origin*}:*asnum*:*ext-comm-val*
 - {*target* | *origin*}:*ext-asnum*:*comm-val*
 - **bandwidth**:*asnum*:*val-in-mbps*
 - **ext:4300**:*ovstate*
 - **ext** \t:*value1*:*value2*
 - **flowspec-set**:*ext-asnum*:*group-id*

where:

- *target* — route target
- *origin* — route origin
- *ip-address* — a.b.c.d
- *ext-comm-val* — 0 to 4294967295
- *ext-asnum* — 0 to 4294967295
- **bandwidth** — bandwidth
- *val-in-mbps* — 0 to 16777215
- **ext** — extended
- **ext:4300** — origin verification
- *ovstate* — 0, 1, or 2 (0 for valid, 1 for not found, 2 for invalid)
- *value1* — 0000 to FFFF
- *value2* — 0 to FFFFFFFFFF
- **flowspec-set** — flow-spec set
- *group-id* — 0 to 16383
- *well-known-comm* — **null** | **no-export** | **no-export-subconfed** | **no-advertise** | **blackhole**

rd

Specifies a route distinguisher value.

Values ip-addr:comm-val
 2byte-asnumber:ext-comm-val
 4byte-asnumber:comm-val}

veid

Specifies a two byte identifier that represents the local bridging instance in a VPLS and is advertised through the BGP NLRI. This value must be lower than or equal to the max-ve-id.

Values 0 to 4294967295

vpls-base-offset

Specifies a two byte identifier advertised through the NLRI that is used to indicate which VE-ID should use the advertised NLRI at the receiving PE according to the following rule: if the offset <= local VE-ID <= offset+VBS-1 (VBS = virtual block size = 8 in our implementation) then the NLRI is processed. Otherwise it is ignored. The NLRI with this offset is generated as soon as the first VE-ID value between (offset, offset + VBS-1) is advertised in the network.

Values 0 to 4294967295

site-id

Specifies a two byte identifier usually employed for the BGP multi-homing solution. It identifies the BGP multi-homing site associated with one or a set of objects (SAPs, pseudowires or combination). The site-id must be identical between the two PEs carrying the connection to the access device multi-homed to the PEs.

Values 0 to 4294967295

l2vpn-type

Specifies a 12-byte Virtual Switch Instance identifier (VSI-ID) type.

Values bgp-ad, bgp-vpls, bgp-vpws, and multi-homing

rtc-prefix

source-as:{ip-addr:comm-val | 2byte-asnumber:ext-comm-val | 4byte-asnumber:comm-val}/prefix-length

Values *ip-addr:* a.b.c.d
comm-val: 0 to 65535
2byte-asnumber: 0 to 65535
ext-comm-val: 0 to 4294967295
4byte-asnumber: 0 to 4294967295
prefix-length: 0 to 96

origin-val

Filters the BGP routes displayed by the command to those routes with a particular RPKI route origin validation state.

Values valid — Displays valid validation state information.
 invalid — Displays invalid validation state information.
 notfound — Displays state information for not found origin values.

Platforms

All

Output

BGP Route

[Table 415: BGP Routes Output Fields](#) describes the command output fields for BGP routes.

Table 415: BGP Routes Output Fields

Label	Description
BGP Router ID	The local BGP router ID.
AS	The configured autonomous system number.
Local AS	The configured local AS setting. If not configured, then the value is the same as the AS.
Route Dist.	Displays the route distinguisher identifier attached to routes that distinguishes the VPN it belongs.
VPN Label	Displays the label generated by the PEs label manager.
Network	The IP prefix and mask length.
Nexthop	The BGP nexthop.
From	The advertising BGP neighbor's IP address.
Res. Nexthop	The resolved nexthop.
Local Pref.	The local preference value. This value is used if the BGP route arrives from a BGP peer without the Local Pref attribute set. It is overridden by any value set via a route policy.
Flag	<ul style="list-style-type: none"> u — used s — suppressed h — history d — decayed * — valid i — igp e — egp ? — incomplete > — best S — sticky
Aggregator AS	<p>The aggregator AS value.</p> <p>none — Aggregator AS attributes are not present.</p>

Label	Description
Aggregator	The aggregator attribute value. none — Aggregator attributes are not present.
Atomic Aggr.	Atomic —Not Atomic — The atomic aggregator flag is not set. The atomic aggregator flag is set.
MED	The MED metric value. none — MED metrics are present.
Community	The BGP community attribute list.
Cluster	The route reflector cluster list.
D-Path	The D-Path.
Originator Id	The originator ID path attribute value. none — The originator ID attribute is not present.
Peer Router Id	The router ID of the advertising router.
AS-Path	The BGP AS path attribute.
VPRN Imported	Displays the VPRNs where a particular BGP-VPN received route has been imported and installed.
TieBreakReason	Displays the step in the BGP decision process where a BGP route lost the tie-break with the next better BGP route for the same prefix. LocalPref — This route is not the best because the next better route has a higher LOCAL_PREF. AIGP — This route is not the best because the next better route has a lower derived AIGP metric value. ASPathLen — This route is not the best because the next better route has a shorter AS PATH length. Origin — This route is not the best because the next better route has a lower Origin value. MED — This route is not the best because the next better route has a lower MED, and MED comparison of the routes was allowed. IBGP — This IBGP route is not the best because the next better route is an EBGP route. NHCost — This route is not the best because the next better route has a lower metric value to reach the BGP NEXT HOP. BGPID — This route is not the best because the next better route has a lower Originator ID or BGP Identifier.

Label	Description
	ClusterLen — This route is not the best because the next better route has a shorter Cluster list length.
	PeerIP — This route is not the best because the next better route has a lower neighbor IP address.

Sample Output Show Router BGP Routes SR IPv6 Policy Routes

```
# show router bgp routes sr-policy-ipv6
=====
BGP Router ID:10.20.1.1      AS:2      Local AS:2
=====
Legend -
Status codes : u - used, s - suppressed, h - history, d - decayed, * - valid
               l - leaked, x - stale, > - best, b - backup, p - purge
Origin codes  : i - IGP, e - EGP, ? - incomplete
=====
BGP SR-POLICY-v6 Routes
=====
Flag  RD/Color/End Point          LocalPref  MED
      Nexthop (Router)          Path-Id    IGP Cost
      As-Path                    Label
-----
u*>i  2/20/3ffe::a14:102          100        None
      ::a14:102                  None        N/A
      No As-Path
u*>i  3/30/::                      100        None
      ::a14:102                  None        N/A
      No As-Path
-----
Routes : 2
=====
#
# show router bgp routes sr-policy-ipv6 hunt
=====
BGP Router ID:10.20.1.1      AS:2      Local AS:2
=====
Legend -
Status codes : u - used, s - suppressed, h - history, d - decayed, * - valid
               l - leaked, x - stale, > - best, b - backup, p - purge
Origin codes  : i - IGP, e - EGP, ? - incomplete
=====
BGP SR-POLICY-v6 Routes
=====
RIB In Entries
-----
RD/Color/End Pt: 2/20/3ffe::a14:102
BSID/Pref/TunnType: 100001/10/sr-policy
Nexthop          : ::a14:102
From             : 10.20.1.3
Res. Nexthop    : ::
Local Pref.     : 100
Aggregator AS   : None
Atomic Aggr.    : Not Atomic
AIGP Metric     : None
Connector       : None
Community       : color:01:10 target:10.20.1.1:0
Cluster         : 10.20.1.3
Originator Id   : 10.20.1.2      Interface Name : NotAvailable
                                   Aggregator      : None
                                   MED              : None
                                   IGP Cost         : n/a
                                   Peer Router Id   : 10.20.1.3
```

```

Flags      : Used Valid Best IGP
Route Source : Internal
AS-Path    : No As-Path
Route Tag   : 0
Neighbor-AS : n/a
Orig Validation: N/A
Source Class : 0                      Dest Class : 0
Add Paths Send : Default
Last Modified : 00h22m45s

RD/Color/End Pt: 3/30/::
BSID/Pref/TunnType: 100002/10/sr-policy
Nexthop     : ::a14:102
From        : 10.20.1.3
Res. Nexthop : ::
Local Pref. : 100                      Interface Name : NotAvailable
Aggregator AS : None                  Aggregator : None
Atomic Aggr. : Not Atomic             MED : None
AIGP Metric  : None                   IGP Cost : n/a
Connector    : None
Community    : color:01:10 target:10.20.1.1:0
Cluster      : 10.20.1.3
Originator Id : 10.20.1.2             Peer Router Id : 10.20.1.3
Flags      : Used Valid Best IGP
Route Source : Internal
AS-Path    : No As-Path
Route Tag   : 0
Neighbor-AS : n/a
Orig Validation: N/A
Source Class : 0                      Dest Class : 0
Add Paths Send : Default
Last Modified : 00h22m42s
  
```

 RIB Out Entries

Routes : 2
 =====

show router bgp routes 10.10.10.5

```

=====
BGP Router ID:10.20.1.3      AS:100      Local AS:100
=====
Legend -
Status codes : u - used, s - suppressed, h - history, d - decayed, * - valid
               l - leaked, x - stale, > - best, b - backup, p - purge
Origin codes  : i - IGP, e - EGP, ? - incomplete
=====
BGP IPv4 Routes
=====
Flag Network                               LocalPref MED
      Nexthop (Router)                     Path-Id  Label
      As-Path
-----
u*>? 10.10.10.0/24                          None     None
      10.20.1.4                              None     -
      200 300
-----
Routes : 1
  
```

show router bgp routes l2-vpn detail


```

=====
BGP Router ID:10.20.1.3      AS:1000      Local AS:1000
=====
Legend -
Status codes : u - used, s - suppressed, h - history, d - decayed, * - valid
Origin codes : i - IGP, e - EGP, ? - incomplete, > - best, b - backup
=====
BGP L2VPN Routes
=====
Route Type      : AutoDiscovery
Route Dist.     : 10.20.1.1:1
Prefix          : 10.20.1.1
Nextthop       : 10.20.1.1
From           : 10.20.1.1
Res. Nextthop  : n/a
Local Pref.    : 100
Aggregator AS  : None
Atomic Aggr.   : Not Atomic
AIGP Metric    : Not Atomic
Community      : target:4455:4455 target:1.20.30.40:6543
                l2-vpn/vrf-imp:100.1.200.1:65535
Cluster        : No Cluster Members
Originator Id  : None
Flags          : Used Valid Best IGP
Route Source   : Internal
AS-Path        : No As-Path
-----
PMSI Tunnel Attribute :
Tunnel-type     : RSVP-TE P2MP LSP      Flags          : Leaf not required
MPLS Label     : 0
P2MP-ID        : 1001                  Tunnel-ID       : 61440
Extended-Tunne*: 10.20.1.1
  
```

show router bgp routes l2-vpn detail

```

=====
BGP Router ID:10.20.1.3      AS:1000      Local AS:1000
=====
Legend -
Status codes : u - used, s - suppressed, h - history, d - decayed, * - valid
Origin codes : i - IGP, e - EGP, ? - incomplete, > - best, b - backup
=====
BGP L2VPN Routes
=====
Route Type      : AutoDiscovery
Route Dist.     : 10.20.1.1:1
Prefix          : 10.20.1.1
Nextthop       : 10.20.1.1
From           : 10.20.1.1
Res. Nextthop  : n/a
Local Pref.    : 100
Aggregator AS  : None
Atomic Aggr.   : Not Atomic
AIGP Metric    : Not Atomic
Community      : target:4455:4455 target:1.20.30.40:6543
                l2-vpn/vrf-imp:100.1.200.1:65535
Cluster        : No Cluster Members
Originator Id  : None
Flags          : Used Valid Best IGP
Route Source   : Internal
AS-Path        : No As-Path
-----
  
```

```

PMSI Tunnel Attribute :
Tunnel-type      : RSVP-TE P2MP LSP      Flags      : Leaf not required
MPLS Label       : 0
P2MP-ID          : 1001                  Tunnel-ID   : 61440
Extended-Tunne* : 10.20.1.1

# show router bgp routes l2-vpn 10.20.1.1 rd 10.20.1.1:1 hunt
=====
BGP Router ID:10.20.1.3      AS:None      Local AS:100
=====
Legend -
Status codes  : u - used, s - suppressed, h - history, d - decayed, * - valid
Origin codes  : i - IGP, e - EGP, ? - incomplete, > - best, b - backup
=====
BGP L2VPN-AD Routes
=====
Route Type      : AutoDiscovery
Route Dist.     : 10.20.1.1:1
Prefix          : 10.20.1.1
Nextthop       : 10.20.1.1
From           : 10.20.1.2
Res. Nextthop  : n/a
Local Pref.     : 100
                Interface Name : NotAvailable
Aggregator AS  : None
                Aggregator    : None
Atomic Aggr.   : Not Atomic
                MED            : 0
AIGP Metric    : None
Connector      : None
Community      : target:1.20.30.40:6543
                l2-vpn/vrf-imp:100.1.200.1:65535
Cluster        : 1.1.1.1
Originator Id  : 10.20.1.1      Peer Router Id : 10.20.1.2
Flags          : Used Valid Best IGP
Route Source   : Internal
AS-Path        : No As-Path
-----
RIB Out Entries
-----
Routes : 1
=====
#

# show router bgp routes vpn-ipv4 6.6.6.6/32 rd 10.20.1.4:1 hunt
=====
BGP Router ID:10.20.1.3      AS:None      Local AS:100
=====
Legend -
Status codes  : u - used, s - suppressed, h - history, d - decayed, * - valid
Origin codes  : i - IGP, e - EGP, ? - incomplete, > - best, b - backup
=====
BGP VPN-IPv4 Routes
=====
RIB In Entries
-----
Network        : 6.6.6.6/32
Nextthop       : 10.20.1.4
Route Dist.    : 10.20.1.4:1      VPN Label      : 131070
Path Id        : None
From          : 10.20.1.4
Res. Nextthop : n/a
Local Pref.    : 100
                Interface Name : int_to_D
  
```

```

Aggregator AS : None           Aggregator      : None
Atomic Aggr.  : Not Atomic     MED             : None
AIGP Metric   : None
Connector     : None
Community     : target:100:100
Cluster       : No Cluster Members
Originator Id : None           Peer Router Id  : 10.20.1.4
Fwd Class     : None           Priority        : None
Flags         : Used Valid Best Incomplete
Route Source  : Internal
AS-Path       : 106
VPRN Imported : 1
-----
RIB Out Entries
-----
-----
Routes : 1
=====
#
# show router bgp routes vpn-ipv4 6.6.6.6 32 hunt << SAME AS ABOVE BUT RD NOT SPECIFIED.I.E.
ANY RD (RD is optional).
=====
BGP Router ID:10.20.1.3      AS:None      Local AS:100
=====
Legend -
Status codes : u - used, s - suppressed, h - history, d - decayed, * - valid
Origin codes  : i - IGP, e - EGP, ? - incomplete, > - best, b - backup
=====
BGP VPN-IPv4 Routes
=====
-----
RIB In Entries
-----
Network       : 6.6.6.6/32
NextHop       : 10.20.1.4
Route Dist.   : 10.20.1.4:1      VPN Label      : 131070
Path Id       : None
From          : 10.20.1.4
Res. NextHop  : n/a
Local Pref.   : 100              Interface Name  : int_to_D
Aggregator AS : None           Aggregator     : None
Atomic Aggr.  : Not Atomic     MED            : None
AIGP Metric   : None
Connector     : None
Community     : target:100:100
Cluster       : No Cluster Members
Originator Id : None           Peer Router Id  : 10.20.1.4
Fwd Class     : None           Priority        : None
Flags         : Used Valid Best Incomplete
Route Source  : Internal
AS-Path       : 106
VPRN Imported : 1
-----
RIB Out Entries
-----
-----
Routes : 1
=====
#
# show router bgp routes 3FFE::606:609/128 vpn-ipv6 hunt
=====

```

```

BGP Router ID:10.20.1.3      AS:None      Local AS:100
=====
Legend -
Status codes : u - used, s - suppressed, h - history, d - decayed, * - valid
Origin codes  : i - IGP, e - EGP, ? - incomplete, > - best, b - backup
=====
BGP VPN-IPv6 Routes
=====
-----
RIB In Entries
-----
Network       : 3FFE::606:609/128
Nextthop      : ::FFFF:A14:104
Route Dist.   : 10.20.1.4:1          VPN Label     : 131070
Path Id       : None
From          : 10.20.1.4
Res. Nextthop : n/a
Local Pref.   : 100
Aggregator AS : None                Interface Name : int_to_D
Atomic Aggr.  : Not Atomic         Aggregator     : None
AIGP Metric   : None               MED            : None
Connector     : None
Community     : target:100:100
Cluster       : No Cluster Members
Originator Id : None                Peer Router Id : 10.20.1.4
Fwd Class     : None                Priority        : None
Flags         : Used Valid Best Incomplete
Route Source  : Internal
AS-Path       : 100
VPRN Imported : 1
-----
RIB Out Entries
-----
-----
Routes : 1
=====
#
# show router bgp routes vpn-ipv6 3FFE::606:607/128 rd 10.20.1.4:1 hunt
=====
BGP Router ID:10.20.1.3      AS:None      Local AS:100
=====
Legend -
Status codes : u - used, s - suppressed, h - history, d - decayed, * - valid
Origin codes  : i - IGP, e - EGP, ? - incomplete, > - best, b - backup
=====
BGP VPN-IPv6 Routes
=====
-----
RIB In Entries
-----
Network       : 3FFE::606:607/128
Nextthop      : ::FFFF:A14:104
Route Dist.   : 10.20.1.4:1          VPN Label     : 131070
Path Id       : None
From          : 10.20.1.4
Res. Nextthop : n/a
Local Pref.   : 100
Aggregator AS : None                Interface Name : int_to_D
Atomic Aggr.  : Not Atomic         Aggregator     : None
AIGP Metric   : None               MED            : None
Connector     : None
Community     : target:100:100
  
```

```

Cluster      : No Cluster Members
Originator Id : None                Peer Router Id : 10.20.1.4
Fwd Class    : None                Priority       : None
Flags        : Used Valid Best Incomplete
Route Source : Internal
AS-Path      : 106
VPRN Imported : 1
-----
RIB Out Entries
-----
Routes : 1
=====
# show router bgp routes vpn-ipv6 3FFE::606:607/128 rd 10.20.1.4:2 hunt
=====
BGP Router ID:10.20.1.3      AS:None      Local AS:100
=====
Legend -
Status codes : u - used, s - suppressed, h - history, d - decayed, * - valid
Origin codes  : i - IGP, e - EGP, ? - incomplete, > - best, b - backup
=====
BGP VPN-IPv6 Routes
=====
No Matching Entries Found
=====
#
=====
# show router bgp routes hunt 1.1.1.1/32
=====
BGP Router ID:10.20.1.3      AS:5000      Local AS:5000
=====
Legend -
Status codes : u - used, s - suppressed, h - history, d - decayed, * - valid
Origin codes  : i - IGP, e - EGP, ? - incomplete, > - best
=====
BGP IPv4 Routes
=====
-----
RIB In Entries
-----
Network      : 1.1.1.1/32
Nexthop      : 10.20.1.1
From         : 10.20.1.1
Res. Nexthop : 10.20.1.1 (RSVP LSP: 1)
Local Pref.  : 100
Aggregator AS : None                Interface Name : ip-10.10.2.3
Atomic Aggr. : Not Atomic          Aggregator     : None
Community    : No Community Members MED             : None
Cluster      : No Cluster Members
Originator Id : None                Peer Router Id : 10.20.1.1
Flags        : Used Valid Best Incomplete
AS-Path      : No As-Path
-----
RIB Out Entries
-----
Routes : 1
=====
# show router bgp routes family ipv4
=====
BGP Router ID : 10.10.10.103      AS : 200      Local AS : 200
  
```

```

=====
Legend -
Status codes : u - used, s - suppressed, h - history, d - decayed, * - valid
Origin codes : i - IGP, e - EGP, ? - incomplete, > - best
=====
BGP Routes
=====
Flag Network                               Nexthop           LocalPref  MED
   VPN Label                               As-Path
-----
No Matching Entries Found
=====
#

# show router bgp routes 13.1.0.0/24 de
=====
BGP Router ID : 10.128.0.161 AS : 65535 Local AS : 65535
=====
Legend - Status codes : u - used, s - suppressed, h - history, d - decayed, * -
valid Origin codes : i - IGP, e - EGP, ? - incomplete, > - best
=====
BGP Routes
=====
Original Attributes
Network       :      13.1.0.0/24   Nexthop       :      10.20.1.20
Route Dist.   :      10070:100   VPN Label     :      152784
From          :      10.20.1.20 Res. Nexthop   :      10.130.0.2
Local Pref.   :      100
Aggregator AS :      none      Aggregator    :      none
Atomic Aggr.  :      Not Atomic MED           :      none
Community     :      target:10070:1
Cluster       :      No Cluster Members
Originator Id :      None      Peer Router Id : 10.20.1.20
Flags         :      Used Valid Best IGP
AS-Path       :      10070 {14730}
Modified Attributes

Network :13.1.0.0/24 Nexthop :10.20.1.20
Route Dist.: 10001:100 VPN Label :152560
From :10.20.1.20 Res. Nexthop :10.130.0.2
Local Pref.:100
Aggregator AS: none Aggregator:none
Atomic Aggr.:Not Atomic MED :none
Community :target:10001:1
Cluster :No Cluster Members
Originator Id:None Peer Router Id:10.20.1.20
Flags :Used Valid Best IGP
AS-Path :No As-Path
-----
...
=====
#

# show router bgp routes 100.0.0.0/30 hunt
=====
BGP Router ID : 10.20.1.1 AS : 100Local AS : 100
=====
Legend -
Status codes : u - used, s - suppressed, h - history, d - decayed, * - valid
Origin codes : i - IGP, e - EGP, ? - incomplete, > - best
=====
BGP Routes

```

```

=====
RIB In Entries
-----
Network       : 100.0.0.0/30
NextHop       : 10.20.1.2
Route Dist.   : 10.20.1.2:1VPN Label: 131070
From          : 10.20.1.2
Res. NextHop  : 10.10.1.2
Local Pref.   : 100Interface Name: to-sr7
Aggregator AS : noneAggregator: none
Atomic Aggr.  : Not AtomicMED: none
Community     : target:10.20.1.2:1
Cluster       : No Cluster Members
Originator Id : NonePeer Router Id: 10.20.1.2
Flags         : Used Valid Best IGP
AS-Path       : No As-Path
VPRN Imported : 1 2 10 12
-----

RIB Out Entries
-----
Routes : 1
=====
A:SR-12#

# show router bgp routes mvpn-ipv4
=====
BGP Router ID:10.20.1.3      AS:200      Local AS:200
=====
Legend -
Status codes : u - used, s - suppressed, h - history, d - decayed, * - valid
Origin codes  : i - IGP, e - EGP, ? - incomplete, > - best
=====
BGP MVPN-IPv4 Routes
=====
Flag  RouteType      OriginatorIP      LocalPref  MED      VPNLabel
      RD            SourceAS
      NextHop       SourceIP
      As-Path       GroupIP
-----
u*>i  Intra-Ad        10.20.1.4         100        0
      1:1            -                 -          -
      10.20.1.4     -                 -          -
      No As-Path    -                 -          -
u*>i  Source-Ad        -                 100        0
      1:1            -                 -          -
      10.20.1.4     130.100.1.2      227.0.0.0
      No As-Path    -                 -          -
u*>i  Source-Join      -                 100        0
      1:1            200              -          -
      10.20.1.4     150.100.1.2      226.0.0.0
      No As-Path    -                 -          -
-----
Routes : 3
=====
#

# show router bgp routes mvpn-ipv4 brief
=====
BGP Router ID:10.20.1.3      AS:200      Local AS:200
=====
Legend -
Status codes : u - used, s - suppressed, h - history, d - decayed, * - valid
  
```

```

Origin codes : i - IGP, e - EGP, ? - incomplete, > - best
=====
BGP MVPN-IPv4 Routes
=====
Flag RouteType OriginatorIP SourceIP
      RD SourceAS GroupIP
-----
u*>i Intra-Ad 10.20.1.4 -
      1:1 -
u*>i Source-Ad - 130.100.1.2
      1:1 - 227.0.0.0
u* >i Source-Join - 150.100.1.2
      1:1 200 226.0.0.0
-----
Routes : 3
=====
#
# show router bgp routes mvpn-ipv4 type source-join source-as
200 source-ip 150.100.1.2 group-ip 226.0.0.0 detail
=====
BGP Router ID:10.20.1.3 AS:200 Local AS:200
=====
Legend -
Status codes : u - used, s - suppressed, h - history, d - decayed, * - valid
Origin codes : i - IGP, e - EGP, ? - incomplete, > - best
=====
BGP MVPN-IPv4 Routes
=====
Route Type : Source-Join
Route Dist. : 1:1
Source AS : 200
Source IP : 150.100.1.2
Group IP : 226.0.0.0
Nexthop : 10.20.1.4
From : 10.20.1.4
Res. Nexthop : 0.0.0.0
Local Pref. : 100 Interface Name : NotAvailable
Aggregator AS : None Aggregator : None
Atomic Aggr. : Not Atomic MED : 0
Community : target:10.20.1.3:2
Cluster : No Cluster Members
Originator Id : None Peer Router Id : 10.20.1.4
Flags : Used Valid Best IGP
AS-Path : No As-Path
-----
Routes : 1
=====
#
# show router bgp routes mvpn-ipv4 type spmsi-ad detail
=====
BGP Router ID:10.20.1.3 AS:46000 Local AS:46000
=====
Legend -
Status codes : u - used, s - suppressed, h - history, d - decayed, * - valid
              l - leaked
Origin codes : i - IGP, e - EGP, ? - incomplete, > - best, b - backup
=====
BGP MVPN-IPv4 Routes
=====
Original Attributes

```



```

Route Type      : Spmsi-Ad
Route Dist.     : 10.1.200.41:1
Originator IP   : 10.20.1.4
Source IP       : 10.1.101.2
Group IP        : 225.100.0.0

<snip>

Last Modified   : 00h18m52s
VPRN Imported   : 1
-----
PMSI Tunnel Attribute :
Tunnel-type     : None                Flags           : Leaf required
MPLS Label      : 0
-----

=====
#
# show router bgp routes mvpn-ipv6 type spmsi-ad detail
=====
BGP Router ID:10.20.1.3      AS:46000      Local AS:46000
=====
Legend -
Status codes  : u - used, s - suppressed, h - history, d - decayed, * - valid
                l - leaked
Origin codes  : i - IGP, e - EGP, ? - incomplete, > - best, b - backup
=====
BGP MVPN-IPv6 Routes
=====
Original Attributes

Route Type      : Spmsi-Ad
Route Dist.     : 10.1.200.41:1
Originator IP   : 10.20.1.4
Source IP       : 2001:10:1:101::2
Group IP        : ff0e:225:100::

<snip>

VPRN Imported   : 1
-----
PMSI Tunnel Attribute :
Tunnel-type     : None                Flags           : Leaf required
MPLS Label      : 0
-----

=====
#
# show router bgp routes ms-pw
=====
BGP Router ID:10.20.1.3      AS:100        Local AS:100
=====
Legend -
Status codes  : u - used, s - suppressed, h - history, d - decayed, * - valid
                l - IGP, e - EGP, ? - incomplete, > - best, b - backup
=====
BGP MSPW Routes
=====
Flag Network          RD
  Nexthop             AII-Type2/Preflen
  
```

```

As-Path
-----
?   3:10.20.1.3      100:3
    10.20.1.5      3:10.20.1.3:0/64
    200 100
?   3:10.20.1.3      100:4
    10.20.1.5      3:10.20.1.3:0/64
    200 100
u*>? 6:10.20.1.6      100:6
    10.20.1.5      6:10.20.1.6:0/64
    200 300 400
-----

Routes : 3
=====

# show router bgp routes ipv4 detail
=====
BGP Router ID:1.1.1.1      AS:100      Local AS:100
=====
Legend -
Status codes : u - used, s - suppressed, h - history, d - decayed, * - valid
Origin codes : i - IGP, e - EGP, ? - incomplete, > - best, b - backup
=====
BGP IPv4 Routes
=====

Original Attributes

Network       : 11.1.1.1/32
Nextthop     : 192.168.1.1
Path Id      : None
From         : 192.168.1.1
Res. Nextthop : 192.168.1.1
Local Pref.  : n/a
Aggregator AS : None
Atomic Aggr. : Not Atomic
AIGP Metric  : 100
Community    : None
Cluster      : No Cluster Members
Originator Id : None
Fwd Class    : None
Flags        : Used Valid Best Incomplete
Route Source : External
AS-Path      : 200 400 500
                Interface Name : net
                Aggregator      : None
                MED              : 5000

Modified Attributes

Network       : 11.1.1.1/32
Nextthop     : 192.168.1.1
Path Id      : None
From         : 192.168.1.1
Res. Nextthop : 192.168.1.1
Local Pref.  : None
Aggregator AS : None
Atomic Aggr. : Not Atomic
AIGP Metric  : 110
Community    : None
Cluster      : No Cluster Members
Originator Id : None
Fwd Class    : None
Flags        : Used Valid Best Incomplete
Route Source : External
AS-Path      : 200 400 500
                Interface Name : net
                Aggregator      : None
                MED              : 5000
  
```

```

-----
Routes : 1
=====
# show router bgp routes 11.1.1.1/32 hunt
=====
BGP Router ID:1.1.1.1      AS:100      Local AS:100
=====
Legend -
Status codes : u - used, s - suppressed, h - history, d - decayed, * - valid
Origin codes : i - IGP, e - EGP, ? - incomplete, > - best, b - backup
=====
BGP IPv4 Routes
=====
RIB In Entries
-----
Network      : 11.1.1.1/32
Nextthop    : 192.168.1.1
Path Id      : None
From         : 192.168.1.1
Res. Nextthop : 192.168.1.1
Local Pref.  : None
Aggregator AS : None
Atomic Aggr. : Not Atomic
AIGP Metric  : 110
Community    : None
Cluster      : No Cluster Members
Originator Id : None
Fwd Class    : None
Flags        : Used Valid Best Incomplete
Route Source : External
AS-Path      : 200 400 500
-----
RIB Out Entries
-----
Network      : 11.1.1.1/32
Nextthop    : 1.1.1.1
Path Id      : None
To           : 3.3.3.3
Res. Nextthop : n/a
Local Pref.  : 100
Aggregator AS : None
Atomic Aggr. : Not Atomic
AIGP Metric  : 150
Community    : None
Cluster      : No Cluster Members
Originator Id : None
Origin       : Incomplete
AS-Path      : 200 400 500
-----
Routes : 2
=====
# show router bgp routes bgp-ls hunt link
=====
BGP Router ID:38.120.48.226  AS:65000      Local AS:65000
=====
Legend -
Status codes : u - used, s - suppressed, h - history, d - decayed, * - valid
               l - leaked, x - stale, > - best, b - backup, p - purge
Origin codes : i - IGP, e - EGP, ? - incomplete
=====
BGP-LS Link NLRIs
  
```

=====

RIB In Entries

Network:

Type : LINK-NLRI
Protocol : ISIS Level-2 Identifier : 0xa
Local Node descriptor:
Autonomous System : 0.0.253.232
Link State Id : 10
IGP Router Id : 0x38120048184
Remote Node descriptor:
Autonomous System : 0.0.253.232
Link State Id : 10
IGP Router Id : 0x38120048223
Link descriptor:
IPV4 Interface Addr: 10.0.14.184
IPV4 Neighbor Addr : 10.0.14.223
Nexthop : 38.120.48.199
From : 38.120.48.199
Res. Nexthop : 0.0.0.0
Local Pref. : 100 Interface Name : NotAvailable
Aggregator AS : None Aggregator : None
Atomic Aggr. : Not Atomic MED : None
AIGP Metric : None
Connector : None
Community : No Community Members
Cluster : No Cluster Members
Originator Id : None Peer Router Id : 38.120.48.199
Flags : Valid Best IGP
Route Source : Internal
AS-Path : No As-Path
Route Tag : 0
Neighbor-AS : N/A
Orig Validation: N/A
Source Class : 0 Dest Class : 0
Add Paths Send : Default
Last Modified : 02h27m50s

Link State Attribute TLVs :

Administrative group (color) : 0x0
Maximum link bandwidth : 100000 Kbps
Max. reservable link bandwidth : 100000 Kbps
Unreserved bandwidth0 : 100000 Kbps
Unreserved bandwidth1 : 100000 Kbps
Unreserved bandwidth2 : 100000 Kbps
Unreserved bandwidth3 : 100000 Kbps
Unreserved bandwidth4 : 100000 Kbps
Unreserved bandwidth5 : 100000 Kbps
Unreserved bandwidth6 : 100000 Kbps
Unreserved bandwidth7 : 100000 Kbps
TE Default Metric : 100
IGP Metric : 100
Adjacency Segment Identifier (Adj-SID) : flags 0x30 weight 0 sid 262136

Network:

Type : LINK-NLRI
Protocol : ISIS Level-2 Identifier : 0xa
Local Node descriptor:
Autonomous System : 0.0.253.232
Link State Id : 10
IGP Router Id : 0x38120048184
Remote Node descriptor:
Autonomous System : 0.0.253.232

```

Link State Id      : 10
IGP Router Id     : 0x38120048223
Link descriptor:
  IPV4 Interface Addr: 10.0.14.184
  IPV4 Neighbor Addr : 10.0.14.223
Nexthop          : 38.120.48.221
From             : 38.120.48.221
Res. Nexthop     : 0.0.0.0
Local Pref.      : 100
Aggregator AS    : None
Atomic Aggr.     : Not Atomic
AIGP Metric      : None
Connector        : None
Community        : No Community Members
Cluster          : No Cluster Members
Originator Id    : None
Flags            : Valid IGP
TieBreakReason   : OriginatorID
Route Source     : Internal
AS-Path          : No As-Path
Route Tag        : 0
Neighbor-AS      : N/A
Orig Validation  : N/A
Source Class     : 0
Add Paths Send   : Default
Last Modified    : 02h27m54s

Interface Name    : NotAvailable
Aggregator        : None
MED               : None

Peer Router Id   : 38.120.48.221
Dest Class       : 0

-----
Link State Attribute TLVs :
Administrative group (color) : 0x0
Maximum link bandwidth : 100000 Kbps
Max. reservable link bandwidth : 100000 Kbps
Unreserved bandwidth0 : 100000 Kbps
Unreserved bandwidth1 : 100000 Kbps
Unreserved bandwidth2 : 100000 Kbps
Unreserved bandwidth3 : 100000 Kbps
Unreserved bandwidth4 : 100000 Kbps
Unreserved bandwidth5 : 100000 Kbps
Unreserved bandwidth6 : 100000 Kbps
Unreserved bandwidth7 : 100000 Kbps
TE Default Metric : 100
IGP Metric : 100
Adjacency Segment Identifier (Adj-SID) : flags 0x30 weight 0 sid 262136
  
```

show router bgp routes

```

=====
BGP Router ID:10.20.1.1      AS:1      Local AS:1
=====
Legend -
Status codes : u - used, s - suppressed, h - history, d - decayed, * - valid
Origin codes : i - IGP, e - EGP, ? - incomplete, > - best, b - backup
=====
BGP IPv4 Routes
=====
Flag  Network                LocalPref  MED
     Nexthop                Path-Id    Label
     As-Path
-----
u*>i  20.0.0.1/32              100        2010
      10.20.1.2              None        131057
      2
ub*i  20.0.0.1/32              100        2010
      10.20.1.3              None        131067
      2
  
```

```
-----  
Routes : 2  
=====
```

```
#  
# show router bgp routes evpn mac mac-address 00:00:01:00:01:02 hunt  
=====
```

```
BGP Router ID:10.20.1.1      AS:100      Local AS:100  
=====
```

```
Legend -  
Status codes : u - used, s - suppressed, h - history, d - decayed, * - valid  
Origin codes : i - IGP, e - EGP, ? - incomplete, > - best, b - backup  
=====
```

```
BGP EVPN Mac Routes  
=====
```

```
-----  
RIB In Entries  
-----
```

```
Network      : N/A  
Nexthop      : 10.20.1.2  
From         : 10.20.1.2  
Res. Nexthop : N/A  
Local Pref.  : 100      Interface Name : NotAvailable  
Aggregator AS : None      Aggregator     : None  
Atomic Aggr. : Not Atomic MED             : 0  
AIGP Metric  : None  
Connector    : None  
Community    : target:100:1 bgp-tunnel-encap:VXLAN  
              mac-mobility:Seq:0/Static  
Cluster      : No Cluster Members  
Originator Id : None      Peer Router Id : 10.20.1.2  
Flags        : Used Valid Best IGP  
Route Source : Internal  
AS-Path      : 111  
EVPN type    : MAC  
ESI          : 0:0:0:0:0:0:0:0:0:0:0:0:0:0:0:0:0 Tag          : 1  
IP Address   : N/A      Route Dist.    : 10.20.1.2:1  
Mac Address  : 00:00:01:00:01:02  
MPLS Label1 : X        MPLS Label2   : Y  
Route Tag    : Z  
Neighbor-AS : 111  
Orig Validation: N/A  
Source Class : 0      Dest Class    : 0  
-----
```

```
RIB Out Entries  
-----
```

```
Routes : 1  
=====
```

```
# show router bgp routes evpn ip-prefix prefix 3.0.1.6/32 detail  
=====
```

```
BGP Router ID:10.20.1.1      AS:100      Local AS:100  
=====
```

```
Legend -  
Status codes : u - used, s - suppressed, h - history, d - decayed, * - valid  
Origin codes : i - IGP, e - EGP, ? - incomplete, > - best, b - backup  
=====
```

```
BGP EVPN IP-Prefix Routes  
=====
```

Original Attributes

```

Network      : N/A
Nexthop     : 10.20.1.2
From        : 10.20.1.2
Res. Nexthop : N/A
Local Pref. : 100
Aggregator AS : None
Atomic Aggr. : Not Atomic
AIGP Metric  : None
Connector    : None
Community    : target:100:1 mac-nh:00:00:01:00:01:02
              bgp-tunnel-encap:VXLAN
Cluster     : No Cluster Members
Originator Id : None
Flags       : Used Valid Best IGP
Route Source : Internal
AS-Path     : No As-Path
EVPN type   : IP-PREFIX
ESI         : N/A
Gateway Address: 00:00:01:00:01:02
Prefix      : 3.0.1.6/32
MPLS Label  : X
Route Tag   : Z
Neighbor-AS : N/A
Orig Validation: N/A
Source Class : 0
Interface Name : NotAvailable
Aggregator     : None
MED            : 0
Peer Router Id : 10.20.1.2
Tag            : 1
Route Dist.    : 10.20.1.2:1
Dest Class     : 0
  
```

Modified Attributes

```

Network      : N/A
Nexthop     : 10.20.1.2
From        : 10.20.1.2
Res. Nexthop : N/A
Local Pref. : 100
Aggregator AS : None
Atomic Aggr. : Not Atomic
AIGP Metric  : None
Connector    : None
Community    : target:100:1 mac-nh:00:00:01:00:01:02
              bgp-tunnel-encap:VXLAN
Cluster     : No Cluster Members
Originator Id : None
Flags       : Used Valid Best IGP
Route Source : Internal
AS-Path     : 111
EVPN type   : IP-PREFIX
ESI         : N/A
Gateway Address: 00:00:01:00:01:02
Prefix      : 3.0.1.6/32
MPLS Label  : X
Route Tag   : W
Neighbor-AS : 111
Orig Validation: N/A
Source Class : 0
Interface Name : NotAvailable
Aggregator     : None
MED            : 0
Peer Router Id : 10.20.1.2
Tag            : 1
Route Dist.    : 10.20.1.2:1
Dest Class     : 0
  
```

 Routes : 1
 =====

*A:PE-4# show router bgp routes evpn ip-prefix prefix 10.0.0.0/24 hunt

=====

```

BGP Router ID:192.0.2.4      AS:64500      Local AS:64500
  
```

```

=====
Legend -
Status codes : u - used, s - suppressed, h - history, d - decayed, * - valid
               l - leaked, x - stale, > - best, b - backup, p - purge
Origin codes  : i - IGP, e - EGP, ? - incomplete
=====

BGP EVPN IP-Prefix Routes
=====
-----
RIB In Entries
-----
Network       : n/a
Nextthop      : 192.0.2.2
Path Id       : None
From          : 192.0.2.2
Res. Nextthop : 192.168.24.1
Local Pref.   : 100
Aggregator AS : None
Atomic Aggr.  : Not Atomic
AIGP Metric   : None
Connector     : None
Community     : target:64500:2002 mac-nh:00:00:00:00:00:02
               bgp-tunnel-encap:MPLS
Cluster       : No Cluster Members
Originator Id : None
Peer Router Id : 192.0.2.2
Flags         : Used Valid Best IGP
Route Source  : Internal
AS-Path       : No As-Path
D-Path        : [65000:1:128(ipvpn), 65000:2:70(evpn), 65000:3:1(ip), 65000:4:0(local)]
EVPN type     : IP-PREFIX
ESI           : n/a
Tag           : 0
Gateway Address: 00:00:00:00:00:02
Prefix        : 10.0.0.0/24
Route Dist.   : 192.0.2.2:2002
MPLS Label    : LABEL 524266
Route Tag     : 0
Neighbor-AS   : n/a
Orig Validation: N/A
Source Class  : 0
Dest Class    : 0
Add Paths Send : Default
Last Modified : 23h15m42s
=====

```

```

# show router bgp routes bgp-ls
=====
BGP-LS NLRIs
=====
-----
Type: Node
Protocol: ISIS | OSPFLevel: L1 | L2 | NA
Identifier:
Network : 215.0.0.0/24
Nextthop : 202.50.0.2
Path Id : None
From : 10.255.105.141
AS Path: 65534
Local Node
  Name:
  Autonomous System:
  Area ID:
  Rtr ID:

```



```
Flags:
Type: Link
Protocol: ISIS | OSPFLevel: L1 | L2 | NA
Identifier:
Network : 215.0.0.0/24
Nexthop : 202.50.0.2
Path Id : None
From : 10.255.105.141
AS Path: 65534
Local Node
  Name:
  Autonomous System:
  Area ID:
  Rtr ID:
Remote Node
  Name:
  Autonomous System:
  Area ID:
  Rtr ID:
Descriptor
  IPv4 Address: 10.10.1.1
Attributes
  Flags:
  IGP Metric: 1000
  Admin-Grp: 0
  Maximum Link BW (kbps): 100000
  Maximum Reservable BW (kbps): 100000
  TE Default Metric: 1000
  Unreserved BW (kbps): 10000

Type: IPv4 Prefix
Protocol: ISIS | OSPFLevel: L1 | L2 | NA
Identifier:
Network : 215.0.0.0/24
Nexthop : 202.50.0.2
Path Id : None
From : 10.255.105.141
AS Path: 65534
Local Node
  Name:
  Autonomous System:
  Area ID: 0.0.0.0
  Rtr ID: 10.20.1.6
Flags:
Prefix descriptor
  IPv4 Address: 10.20.1.6
  Prefix-len: 32
  MT_ID :0
  Route Type :Unknown
```

```
# show router bgp routes evpn mcast-join-synch hunt
=====
BGP Router ID:192.0.2.3      AS:64500      Local AS:64500
=====
Legend -
Status codes : u - used, s - suppressed, h - history, d - decayed, * - valid
               l - leaked, x - stale, > - best, b - backup, p - purge
Origin codes  : i - IGP, e - EGP, ? - incomplete
=====
BGP EVPN Mcast Join Synch Routes
=====
-----
RIB In Entries
```

```

-----
Network      : n/a
Nexthop     : 192.0.2.2
From        : 192.0.2.2
Res. Nexthop : 192.168.23.1
Local Pref. : 100
Aggregator AS : None
Atomic Aggr. : Not Atomic
AIGP Metric  : None
Connector    : None
Community    : evi-target:64500:2001 target:00:00:00:00:00:01
              bgp-tunnel-encap:MPLS
Cluster      : No Cluster Members
Originator Id : None
Peer Router Id : 192.0.2.2
Flags        : Used Valid Best IGP
Route Source : Internal
AS-Path      : No As-Path
EVPN type    : MCAST-JOIN
Tag          : 0
ESI          : 01:00:00:00:00:00:01:00:00:00
Version      : Flags(0xc): IE:1/V3:1/V2:0/V1:0
Src IP       : 0.0.0.0
Grp IP       : 239.0.0.4
Originator IP : 192.0.2.2
Route Dist.  : 192.0.2.2:2001
Route Tag    : 0
Neighbor-AS  : n/a
Orig Validation: N/A
Source Class : 0
Dest Class   : 0
Add Paths Send : Default
Last Modified : 00h29m38s
  
```

routes

Syntax

routes [**ipv4-unicast** | **ipv6-unicast** | **ipv4-multicast** | **ipv6-multicast** | **mt** *mt-id-number*] [*ip-prefix[/prefix-length]*] [**alternative**] [**exclude-shortcut**] [**flex-algo** {*flex-algo-id* | **all**}] [**detail**]

Context

[\[Tree\]](#) (show>router>isis routes)

Full Context

show router isis routes

Description

This command displays the routes in the IS-IS route table.

Parameters

ipv4-unicast

Displays IPv4 unicast parameters.

ipv6-unicast

Displays IPv6 unicast parameters.

mt *mt-id-number*

Displays multi-topology parameters.

Values 0, 2

alternative

Displays LFA details.

exclude-shortcut

Displays the routes without shortcuts.

detail

Displays detailed information.

flex-algo *flex-algo-id*

Displays the flexible algorithm aware forwarding path.

Values 128 to 255, all

flex-algo all

Displays all the flexible algorithms-aware forwarding paths.

Platforms

All

Output

The following output is an example of IS-IS route information, and [Table 416: IS-IS Route Output Fields](#) describes the output fields.

Sample Output

```
*A:Dut-C# show router isis routes
=====
Rtr Base ISIS Instance 0 Route Table
=====
Prefix[Flags]           Metric  Lvl/Typ  Ver.  SysID/Hostname
NextHop                 MT
-----
1.1.2.0/24              20      1/Int.   0     Dut-A
 1.1.3.1                0
1.1.2.0/24              20      1/Int.   0     Dut-B
 1.2.3.2                0
1.1.3.0/24              10      1/Int.   0     Dut-C
 0.0.0.0                0
1.2.3.0/24              10      1/Int.   0     Dut-C
 0.0.0.0                0
1.2.4.0/24              20      1/Int.   0     Dut-B
 1.2.3.2                0
1.3.5.0/24              10      1/Int.   0     Dut-C
 0.0.0.0                0
1.4.5.0/24              20      1/Int.   0     Dut-E
 1.3.5.5                0
1.4.6.0/24              30      1/Int.   0     Dut-B
 1.2.3.2                0
1.4.6.0/24              30      1/Int.   0     Dut-E
 1.3.5.5                0
10.20.1.1/32           10      1/Int.   0     Dut-A
```

```

1.1.3.1          0      0
10.20.1.2/32    10     1/Int.  0      Dut-B
1.2.3.2          0      0
10.20.1.3/32    0      1/Int.  0      Dut-C
0.0.0.0         0      0
10.20.1.4/32    20     1/Int.  0      Dut-B
1.2.3.2          0      0
10.20.1.4/32    20     1/Int.  0      Dut-E
1.3.5.5          0      0
10.20.1.5/32    10     1/Int.  0      Dut-E
1.3.5.5          0      0
10.20.1.6/32    30     1/Int.  0      Dut-B
1.2.3.2          0      0
10.20.1.6/32    30     1/Int.  0      Dut-E
1.3.5.5          0      0
-----
No. of Routes: 17 (17 paths)
-----
Flags          : L = LFA nexthop available
SID[F]         : R = Re-advertisement
                N = Node-SID
                nP = no penultimate hop POP
                E = Explicit-Null
                V = Prefix-SID carries a value
                L = value/index has local significance
=====
*A:Dut-C#
*A:Dut-C# show router isis routes ipv4-unicast
=====
Rtr Base ISIS Instance 0 Route Table
=====
Prefix[Flags]  Metric  Lvl/Typ  Ver.  SysID/Hostname
NextHop        MT      AdminTag/SID[F]
-----
1.2.3.0/24     10     1/Int.   8     Dut-C
0.0.0.0        0      0
1.2.4.0/24     20     1/Int.   8     Dut-D
1.3.4.4        0      0
1.2.5.0/24     20     1/Int.   8     Dut-B
1.2.3.2        0      0
1.3.4.0/24     10     1/Int.   8     Dut-C
0.0.0.0        0      0
1.3.5.0/24 [L] 30     1/Int.   11    Dut-B
1.2.3.2        0      0
1.4.5.0/24     20     1/Int.   8     Dut-D
1.3.4.4        0      0
2.3.4.0/24     40     1/Int.   11    Dut-D
1.3.4.4        0      0
4.0.0.1/32     10     1/Int.   8     Dut-D
1.3.4.4        0      0/1[NnP]
10.20.1.2/32   10     1/Int.   8     Dut-B
1.2.3.2        0      0/1002[NnP]
10.20.1.3/32   0      1/Int.   5     Dut-C
0.0.0.0        0      0/1003[NnP]
10.20.1.4/32   10     1/Int.   8     Dut-D
1.3.4.4        0      0/1004[NnP]
10.20.1.5/32 [L] 20     1/Int.   11    Dut-B
1.2.3.2        0      0/1005[NnP]
10.21.1.2/32   10     1/Int.   8     Dut-B
1.2.3.2        0      0
10.21.1.3/32   0      1/Int.   5     Dut-C
0.0.0.0        0      0
10.21.1.4/32   10     1/Int.   8     Dut-D

```

```

1.3.4.4          0      0
10.21.1.5/32 [L]      20      1/Int.      11      Dut-B
1.2.3.2          0      0
-----
No. of Routes: 16 (16 paths)
-----
Flags          : L = LFA nexthop available
SID[F]        : R = Re-advertisement
                N = Node-SID
                nP = no penultimate hop POP
                E = Explicit-Null
                V = Prefix-SID carries a value
                L = value/index has local significance
=====
*A:Dut-C# show router isis routes ipv4-unicast alternative
=====
Rtr Base ISIS Instance 0 Route Table (alternative)
=====
Prefix[Flags]      Metric      Lvl/Typ      Ver.  SysID/Hostname
NextHop            MT          AdminTag/SID[F]
Alt-Nexthop        Alt-      Alt-Type
Metric
-----
1.2.3.0/24          10      1/Int.      8      Dut-C
0.0.0.0            0      0
1.2.4.0/24          20      1/Int.      8      Dut-D
1.3.4.4            0      0
1.2.5.0/24          20      1/Int.      8      Dut-B
1.2.3.2            0      0
1.3.4.0/24          10      1/Int.      8      Dut-C
0.0.0.0            0      0
1.3.5.0/24          30      1/Int.      11     Dut-B
1.2.3.2            0      0
1.3.4.4(L)         30      NP
1.4.5.0/24          20      1/Int.      8      Dut-D
1.3.4.4            0      0
2.3.4.0/24          40      1/Int.      11     Dut-D
1.3.4.4            0      0
4.0.0.1/32          10      1/Int.      8      Dut-D
1.3.4.4            0      0/1[NnP]
10.20.1.2/32        10      1/Int.      8      Dut-B
1.2.3.2            0      0/1002[NnP]
10.20.1.3/32        0      1/Int.      5      Dut-C
0.0.0.0            0      0/1003[NnP]
10.20.1.4/32        10      1/Int.      8      Dut-D
1.3.4.4            0      0/1004[NnP]
10.20.1.5/32        20      1/Int.      11     Dut-B
1.2.3.2            0      0/1005[NnP]
1.3.4.4(L)         20      NP
10.21.1.2/32        10      1/Int.      8      Dut-B
1.2.3.2            0      0
10.21.1.3/32        0      1/Int.      5      Dut-C
0.0.0.0            0      0
10.21.1.4/32        10      1/Int.      8      Dut-D
1.3.4.4            0      0
10.21.1.5/32        20      1/Int.      11     Dut-B
1.2.3.2            0      0
1.3.4.4(L)         20      NP
-----
No. of Routes: 16 (18 paths)
Flags          : L = Loop-Free Alternate nexthop
Alt-Type       : LP = linkProtection, NP = nodeProtection
SID[F]        : R = Re-advertisement
  
```

```

N = Node-SID
nP = no penultimate hop POP
E = Explicit-Null
V = Prefix-SID carries a value
L = value/index has local significance
=====
*A:Dut-C#

*A:Dut-C# show router isis routes detail 195.0.0.0/8
=====
Rtr Base ISIS Instance 0 Route Table (detail)
=====
Prefix      : 195.0.0.0/8
Status      : Active                Level           : 1
NextHop     : 1.2.3.2
Metric      : 11                    Type            : Internal
SPF Version : 6                     SysID/Hostname  : Dut-B
MT          : 0                     AdminTag        : 0
-----
Prefix      : 195.0.0.0/8
Status      : Active                Level           : 1
NextHop     : 2.2.3.2
Metric      : 11                    Type            : Internal
SPF Version : 6                     SysID/Hostname  : Dut-B
MT          : 0                     AdminTag        : 0
-----
Prefix      : 195.0.0.0/8
Status      : Active                Level           : 1
NextHop     : 3.2.3.2
Metric      : 11                    Type            : Internal
SPF Version : 6                     SysID/Hostname  : Dut-B
MT          : 0                     AdminTag        : 0
-----
Prefix      : 195.0.0.0/8
Status      : Active                Level           : 1
NextHop     : 4.2.3.2
Metric      : 11                    Type            : Internal
SPF Version : 6                     SysID/Hostname  : Dut-B
MT          : 0                     AdminTag        : 0
-----
Prefix      : 195.0.0.0/8
Status      : Active                Level           : 1
NextHop     : 5.2.3.2
Metric      : 11                    Type            : Internal
SPF Version : 7                     SysID/Hostname  : Dut-B
MT          : 0                     AdminTag        : 0
-----
Prefix      : 195.0.0.0/8
Status      : Active                Level           : 1
NextHop     : 6.2.3.2
NextHop Status : NHOP discard
Metric      : 11                    Type            : Internal
SPF Version : 7                     SysID/Hostname  : Dut-B
MT          : 0                     AdminTag        : 0
-----
No. of Routes: 1 (6 paths)
-----
SID[F]      : R = Re-advertisement
              N = Node-SID
              nP = no penultimate hop POP
              E = Explicit-Null
              V = Prefix-SID carries a value
  
```

```

=====
L = value/index has local significance
=====
*A:Dut-C#

```

Sample Output

```

A:Dut-A# show router isis 0 routes flex-algo all
=====
Rtr Base ISIS Instance 0 Flex-Algo 128 Route Table
=====
Prefix[Flags]           Metric    Lvl/Typ    Ver.  SysID/Hostname
NextHop                MT        AdminTag/SID[F]
-----
10.20.1.1/32           0         1/Int.     93   Dut-A
0.0.0.0                0         0/11[NnP]
10.20.1.2/32          200        2/Int.     89   Dut-C
10.10.10.6             0         0/12[NnP]
10.20.1.3/32          100        2/Int.     89   Dut-C
10.10.10.6             0         0/13[NnP]
10.20.1.4/32          300        2/Int.     96   Dut-C
10.10.10.6             0         0/14[RNnP]
-----
No. of Routes: 4 (4 paths)
-----
Flags      : L = LFA nexthop available
SID[F]     : R = Re-advertisement
           : N = Node-SID
           : nP = no penultimate hop POP
           : E = Explicit-Null
           : V = Prefix-SID carries a value
           : L = value/index has local significance
=====

```

Table 416: IS-IS Route Output Fields

Label	Description
Prefix	The route prefix and mask.
Metric MT	The route's metric.
Lvl/Type	Specifies the level (1 or 2) and the route type, Internal (Int) or External (Ext).
Version	SPF version that generated route.
Nexthop	System ID of nexthop, give hostname if possible.
SysID/Hostname	Hostname for the specific <i>system-id</i> .
Status	IS-IS status.
Nexthop Status	The status of the next hop.
SPF Version	The SPF version that generated the route.
MT	The route's metric.

Label	Description
AdminTag	The number of administrative tags.
No. of Routes	The total number of routes.
SID[F]	<p>The segment identifier flags of a Prefix-SID as defined by IETF segment routing.</p> <p>R: Re-advertisement flag. If set, then the prefix to which this Prefix-SID is attached, has been propagated by the router either from another level (in other words, from level-1 to level-2 or the opposite) or from redistribution (for example, from another protocol).</p> <p>N: Node-SID flag. The N-Flag is set on Prefix-SIDs attached to a router loopback address.</p> <p>nP: no-PHP flag. If set, then the penultimate hop must not pop the Prefix-SID before delivering the packet to the node that advertised the Prefix-SID.</p> <p>E: Explicit-Null Flag. If set, any upstream neighbor of the Prefix-SID originator must replace the Prefix-SID with a Prefix-SID having an Explicit-NULL value (0 for IPv4 and 2 for IPv6) before forwarding the packet.</p> <p>V: Value flag. If set, then the Prefix-SID carries a value (instead of an index).</p> <p>L: Local Flag. If set, then the value/index carried by the Prefix-SID has local significance.</p>

routes

Syntax

routes [*ip-prefix*[/*prefix-length*]] [**type**] [**detail**] [**alternative**] [**summary**] [**exclude-shortcut**] [**flex-algo** {*flex-algo-id* | **all**}]

Context

[Tree] (show>router>ospf routes)

Full Context

show router ospf routes

Description

This command displays information about OSPF routes.

Parameters

ip-prefix[/*prefix-length*]

Displays information about the specified IP prefix and length.

flex-algo-id

Displays information about the specified flexible algorithm identifier.

Values 128 to 255

type

Displays information about the specified type.

Values intra-area, inter-area, external-1, external-2, nssa-1, nssa-2

detail

Displays detailed information about the routes.

alternative

Displays the level of protection per prefix (ref. show router OSPF routes alternative).

summary

Displays summarized information about the routes.

exclude-shortcut

Displays routes without shortcut, in the **show>router>ospf** context.

flex-algo

Displays the OSPFv2 routes associated with a segment routing algorithm specified by the flexible algorithm identifier.

all

Displays the OSPFv2 routes associated with all flexible algorithms.

Platforms

All

Output

The following output shows an example of OSPF routes information.

Sample Output

```
*A:Dut-C# show router ospf routes flex-algo 128
=====
Rtr Base OSPFv2 Instance 0 Flex-Algo 128 Route Table
=====
Destination      Type(Dest)  Stat  SID  SIDflgs
  NHIP           NHIF      Cost[E2]
-----
10.20.1.2/32     IA (HOST)   N (R) 1282  NnP
  192.168.1.2    2          200
10.20.1.3/32     IA (HOST)   D (R) 1283  NnP
  DIRECT         1          0
10.20.1.5/32     IA (HOST)   N (R) 1285  NnP
  192.168.1.2    2          100
10.20.1.2/0      IA (RTR)    N (N)
  192.168.1.2    2          200
10.20.1.3/0      IA (RTR)    N (N)
  0
10.20.1.5/0      IA (RTR)    N (N)
```

```

192.168.1.2      2      100
-----
No. of routes found: 6 (5 paths)
Stat: D = direct  N = not direct
(RTM stat):(R) = added      (F) = add failed
          (N) = not added  (D) = policy discarded
unnum-xxx: nexthop is unnumbered global interface index xxx
SID Flags : N = Node-SID
          nP = no penultimate hop POP
          M = Mapping server
          E = Explicit-Null
          V = Prefix-SID carries a value
          L = value/index has local significance
          I = Inter Area flag
          A = Attached flag
          B = Backup flag
=====
*A:Dut-C#
*A:Dut-C#
  
```

routes

Syntax

routes [*ip-prefix*[/*prefix-length*]] [**type**] [**detail**] [**alternative**] [**summary**] [**exclude-shortcut**]

Context

[\[Tree\]](#) (show>router>ospf3 routes)

Full Context

show router ospf3 routes

Description

This command displays information about OSPF routes.

Parameters

ip-prefix[/*prefix-length*]

Displays information about the specified IP prefix and length.

type

Displays information about the specified type.

Values intra-area, inter-area, external-1, external-2, nssa-1, nssa-2

detail

Displays detailed information about the routes.

alternative

Displays the level of protection per prefix (ref. show router OSPF routes alternative).

summary

Displays summarized information about the routes.

exclude-shortcut

Displays routes without shortcut, in the **show>router>ospf** context.

Platforms

All

Output

The following output shows an example of OSPF information.

Sample Output

```
*A:Dut-C# show router ospf routes
=====
Rtr Base OSPFv2 Instance 0 Route Table (alternative)
=====
Destination      Type(Dest)  Stat  SID  SIDflgs
  NHIP          NHIF      Cost[E2]
-----
1.1.1.1/32       IA (HOST)   N (R)
  1.1.3.1        3          1000
1.1.2.0/24       IA (NET)   N (R)
  1.1.3.1        3          2000
  1.2.3.2        4          2000
1.1.3.0/24       IA (NET)   D (F)
  DIRECT        3          1000
1.2.3.0/24       IA (NET)   D (F)
  DIRECT        4          1000
1.2.4.0/24       IA (NET)   N (R)
  2.2.3.2        5          2000
1.3.5.0/24       IA (NET)   D (F)
  DIRECT        6          1000
1.4.5.0/24       IA (NET)   N (R)
  1.3.5.5        6          2000
1.4.6.0/24       IE (NET)   N (R)
  2.2.3.2        5          3000
  1.3.5.5        6          3000
1.5.6.0/24       IE (NET)   N (R)
  1.3.5.5        6          2000
2.2.2.2/32       IA (HOST)   N (R)
  2.2.3.2        5          1000
2.2.3.0/24       IA (NET)   D (F)
  DIRECT        5          1000
3.3.3.3/32       IA (HOST)   D (F)
  DIRECT        2          0
4.4.4.4/32       IA (HOST)   N (R)
  2.2.3.2        5          2000
  1.3.5.5        6          2000
5.5.5.5/32       IA (HOST)   N (R)
  1.3.5.5        6          1000
6.6.6.6/32       IE (HOST)   N (R)
  1.3.5.5        6          2000
10.20.1.1/32     IA (HOST)   N (R)  11    NnP
  1.1.3.1        3          1000
10.20.1.2/32     IA (HOST)   N (R)  22    NnP
  2.2.3.2        5          1000
10.20.1.3/32     IA (HOST)   D (F)  33    NnP
  DIRECT        1          0
10.20.1.4/32     IA (HOST)   N (R)  44    NnP
  2.2.3.2        5          2000
  1.3.5.5        6          2000
10.20.1.5/32     IA (HOST)   N (R)  55    NnP
```

```

1.3.5.5          6          1000
10.20.1.6/32     IE (HOST)   N (R)  66     NnP
1.3.5.5          6          2000
10.20.1.1/0      IA (RTR)    N (N)
1.1.3.1          3          1000
10.20.1.2/0      IA (AB-AS)  N (N)
2.2.3.2          5          1000
10.20.1.2/0      IA (AB-AS)  N (N)
1.2.3.2          4          1000
10.20.1.4/0      IA (AB-AS)  N (N)
2.2.3.2          5          2000
1.3.5.5          6          2000
10.20.1.5/0      IA (AB-AS)  N (N)
1.3.5.5          6          1000
-----
No. of routes found: 26 (31 paths)
Stat: D = direct   N = not direct
(RTM stat):(R) = added   (F) = add failed
          (N) = not added (D) = policy discarded
SID Flags : N = Node-SID
           nP = no penultimate hop POP
           M = Mapping server
           E = Explicit-Null
           V = Prefix-SID carries a value
           L = value/index has local significance
           I = Inter Area flag
           A = Attached flag
=====

*A:Dut-C# show router ospf routes
=====
Rtr Base OSPFv2 Instance 0 Routing Table
=====
Destination      Type(Dest)   Stat  SID  SIDflgs
  NHIP           NHIF      Cost[E2]
-----
1.1.1.1/32       IA (HOST)    N (R)
  1.1.3.1         3          1000
1.1.2.0/24       IA (NET)     N (R)
  1.1.3.1         3          2000
  1.2.3.2         4          2000
1.1.3.0/24       IA (NET)     D (F)
  DIRECT         3          1000
1.2.3.0/24       IA (NET)     D (F)
  DIRECT         4          1000
1.2.4.0/24       IA (NET)     N (R)
  2.2.3.2         5          2000
1.3.5.0/24       IA (NET)     D (F)
  DIRECT         6          1000
1.4.5.0/24       IA (NET)     N (R)
  1.3.5.5         6          2000
1.4.6.0/24       IE (NET)     N (R)
  2.2.3.2         5          3000
  1.3.5.5         6          3000
1.5.6.0/24       IE (NET)     N (R)
  1.3.5.5         6          2000
2.2.2.2/32       IA (HOST)    N (R)
  2.2.3.2         5          1000
2.2.3.0/24       IA (NET)     D (F)
  DIRECT         5          1000
3.3.3.3/32       IA (HOST)    D (F)
  DIRECT         2          0
4.4.4.4/32       IA (HOST)    N (R)
  2.2.3.2         5          2000
  
```

```

1.3.5.5          6          2000
5.5.5.5/32      IA (HOST)   N (R)
1.3.5.5          6          1000
6.6.6.6/32      IE (HOST)   N (R)
1.3.5.5          6          2000
10.20.1.1/32    IA (HOST)   N (R)  11    NnP
1.1.3.1          3          1000
10.20.1.2/32    IA (HOST)   N (R)  22    NnP
2.2.3.2          5          1000
10.20.1.3/32    IA (HOST)   D (F)  33    NnP
DIRECT          1          0
10.20.1.4/32    IA (HOST)   N (R)  44    NnP
2.2.3.2          5          2000
1.3.5.5          6          2000
10.20.1.5/32    IA (HOST)   N (R)  55    NnP
1.3.5.5          6          1000
10.20.1.6/32    IE (HOST)   N (R)  66    NnP
1.3.5.5          6          2000
10.20.1.1/0     IA (RTR)    N (N)
1.1.3.1          3          1000
10.20.1.2/0     IA (AB-AS)  N (N)
2.2.3.2          5          1000
10.20.1.2/0     IA (AB-AS)  N (N)
1.2.3.2          4          1000
10.20.1.4/0     IA (AB-AS)  N (N)
2.2.3.2          5          2000
1.3.5.5          6          2000
10.20.1.5/0     IA (AB-AS)  N (N)
1.3.5.5          6          1000
-----
No. of routes found: 26 (31 paths)
Stat: D = direct   N = not direct
(RTM stat):(R) = added   (F) = add failed
(N) = not added   (D) = policy discarded
SID Flags : N = Node-SID
            nP = no penultimate hop POP
            M = Mapping server
            E = Explicit-Null
            V = Prefix-SID carries a value
            L = value/index has local significance
            I = Inter Area flag
            A = Attached flag
=====
*A:Dut-C# show router ospf routes alternative
=====
Rtr Base OSPFv2 Instance 0 Route Table (alternative)
=====
Destination      Type(Dest)   Stat   SID   SIDflgs
  NHIP           NHIF      Cost[E2]
  A-NHIP(L)      A-NHIF    A-Cost[E2]
-----
1.1.1.1/32       IA (HOST)    N (R)
  1.1.3.1         3           1000
  1.2.3.2(L)      4           2000
1.1.2.0/24       IA (NET)     N (R)
  1.1.3.1         3           2000
  1.2.3.2         4           2000
1.1.3.0/24       IA (NET)     D (F)
DIRECT           3           1000
1.2.3.0/24       IA (NET)     D (F)
DIRECT           4           1000
1.2.4.0/24       IA (NET)     N (R)
  2.2.3.2         5           2000
  
```

```

1.3.5.0/24      IA (NET)      D (F)
DIRECT        6          1000
1.4.5.0/24      IA (NET)      N (R)
1.3.5.5        6          2000
1.4.6.0/24      IE (NET)      N (R)
2.2.3.2        5          3000
1.3.5.5        6          3000
1.5.6.0/24      IE (NET)      N (R)
1.3.5.5        6          2000
2.2.2.2/32      IA (HOST)     N (R)
2.2.3.2        5          1000
2.2.3.0/24      IA (NET)      D (F)
DIRECT        5          1000
3.3.3.3/32      IA (HOST)     D (F)
DIRECT        2           0
4.4.4.4/32      IA (HOST)     N (R)
2.2.3.2        5          2000
1.3.5.5        6          2000
5.5.5.5/32      IA (HOST)     N (R)
1.3.5.5        6          1000
6.6.6.6/32      IE (HOST)     N (R)
1.3.5.5        6          2000
10.20.1.1/32     IA (HOST)     N (R)  11      NnP
1.1.3.1        3          1000
1.2.3.2(L)     4          2000
10.20.1.2/32     IA (HOST)     N (R)  22      NnP
2.2.3.2        5          1000
10.20.1.3/32     IA (HOST)     D (F)  33      NnP
DIRECT        1           0
10.20.1.4/32     IA (HOST)     N (R)  44      NnP
2.2.3.2        5          2000
1.3.5.5        6          2000
10.20.1.5/32     IA (HOST)     N (R)  55      NnP
1.3.5.5        6          1000
10.20.1.6/32     IE (HOST)     N (R)  66      NnP
1.3.5.5        6          2000
10.20.1.1/0      IA (RTR)      N (N)
1.1.3.1        3          1000
10.20.1.2/0      IA (AB-AS)    N (N)
2.2.3.2        5          1000
10.20.1.2/0      IA (AB-AS)    N (N)
1.2.3.2        4          1000
10.20.1.4/0      IA (AB-AS)    N (N)
2.2.3.2        5          2000
1.3.5.5        6          2000
10.20.1.5/0      IA (AB-AS)    N (N)
1.3.5.5        6          1000
  
```

```

-----
No. of routes found: 26 (31 paths)
Flags: L = Loop-Free Alternate nexthop
Stat: D = direct  N = not direct
(RTM stat):(R) = added      (F) = add failed
          (N) = not added  (D) = policy discarded
SID Flags : N = Node-SID
            nP = no penultimate hop POP
            M = Mapping server
            E = Explicit-Null
            V = Prefix-SID carries a value
            L = value/index has local significance
            I = Inter Area flag
            A = Attached flag
  
```

```

=====
*A:Dut-C# show router ospf routes alternative detail
  
```

```
=====
Rtr Base OSPFv2 Instance 0 Route Table (alternative) (detail)
=====
```

Destination	Type(Dest)	Stat	SID	SIDflgs	Type	Weight:Cfg/Norm
NHIF	NHIF	Cost[E2]	Area		PGID	
A-NHIF(L)	A-NHIF	A-Cost[E2]	A-Type			
1.1.1.1/32	IA (HOST)	N (R)				
1.1.3.1	3	1000	0.0.0.1			
1.2.3.2(L)	4	2000	LINK		0x410079	
1.1.2.0/24	IA (NET)	N (R)				
1.1.3.1	3	2000	0.0.0.1			
1.2.3.2	4	2000	0.0.0.1			
1.1.3.0/24	IA (NET)	D (F)				
DIRECT	3	1000	0.0.0.1			
1.2.3.0/24	IA (NET)	D (F)				
DIRECT	4	1000	0.0.0.1			
1.2.4.0/24	IA (NET)	N (R)				
2.2.3.2	5					

*A:Dut-C# show router ospf 1 routes exclude-shortcut alternative detail

```
=====
Rtr Base OSPFv2 Instance 1 Route Table (excl-shortcut) (alternative) (detail)
=====
```

Destination	Type(Dest)	Stat	Area	Tunnel-Information
NHIF	NHIF	Cost[E2]	A-Type	PGID
A-NHIF(L)	A-NHIF	A-Cost[E2]	A-Type	PGID
1.1.2.0/24	IA (NET)	N (R)		
1.1.3.1	3	20	0.0.0.0	
1.2.3.2	4	20	0.0.0.0	
1.1.3.0/24	IA (NET)	D (F)		
DIRECT	3	10	0.0.0.0	
1.2.3.0/24	IA (NET)	D (F)		
DIRECT	4	10	0.0.0.0	
1.2.4.0/24	IA (NET)	N (R)		
1.2.3.2	4	20	0.0.0.0	
1.3.5.0/24	IA (NET)	D (F)		
DIRECT	5	10	0.0.0.0	
1.4.5.0/24	IA (NET)	N (R)		
1.3.5.5	5	20	0.0.0.0	
1.4.6.0/24	IA (NET)	N (R)		
1.2.3.2	4	30	0.0.0.0	
1.3.5.5	5	30	0.0.0.0	
10.20.1.1/32	IA (HOST)	N (R)		
1.1.3.1	3	10	0.0.0.0	
10.20.1.2/32	IA (HOST)	N (R)		
1.2.3.2	4	10	0.0.0.0	
10.20.1.3/32	IA (HOST)	D (F)		
DIRECT	1	0	0.0.0.0	
10.20.1.4/32	IA (HOST)	N (R)		
1.2.3.2	4	20	0.0.0.0	
1.3.5.5	5	20	0.0.0.0	
10.20.1.5/32	IA (HOST)	N (R)		
1.3.5.5	5	10	0.0.0.0	
10.20.1.6/32	IA (HOST)	N (R)		
1.2.3.2	4	30	0.0.0.0	
1.3.5.5	5	30	0.0.0.0	
10.20.1.1/0	IA (RTR)	N (N)		
1.1.3.1	3	10	0.0.0.0	
10.20.1.2/0	IA (RTR)	N (N)		
1.2.3.2	4	10	0.0.0.0	
10.20.1.4/0	IA (RTR)	N (N)		

```

1.2.3.2      4      20      0.0.0.0
1.3.5.5      5      20      0.0.0.0
10.20.1.5/0  IA (RTR)  N (N)
1.3.5.5      5      10      0.0.0.0
10.20.1.6/0  IA (RTR)  N (N)
1.2.3.2      4      30      0.0.0.0
1.3.5.5      5      30      0.0.0.0
-----
No. of routes found: 18 (24 paths)
Flags: L = Loop-Free Alternate nexthop
Stat: D = direct  N = not direct
(RTM stat):(R) = added      (F) = add failed
          (N) = not added  (D) = policy discarded
=====
*A:Dut-C#

*A:Dut-A# show router ospf routes alternative detail
=====
Rtr Base OSPFv2 Instance 0 Route Table (alternative) (detail)
=====
Destination      Type(Dest)      Stat
NHIF             NHIF      Cost[E2]      Area      Tunnel-Information
A-NHIP(L)        A-NHIF    A-Cost[E2]    A-Type    PGID
-----
1.1.2.0/24      IA (NET)        D (F)
DIRECT          2             10      0.0.0.0
1.1.3.0/24      IA (NET)        D (F)
DIRECT          3             10      0.0.0.0
1.2.3.0/24      IA (NET)        N (R)
1.1.2.2        2             20      0.0.0.0
1.1.3.3        3             20      0.0.0.0
1.2.4.0/24      IA (NET)        N (R)
1.1.2.2        2             20      0.0.0.0
1.1.3.3(L)     3             30      LINK      0x130015
1.3.5.0/24      IA (NET)        N (R)
1.1.3.3        3             20      0.0.0.0
1.1.2.2(L)     2             30      LINK      0x130016
1.4.5.0/24      IA (NET)        N (R)
1.1.2.2        2             30      0.0.0.0
1.1.3.3        3             30      0.0.0.0
1.4.6.0/24      IA (NET)        N (R)
1.1.2.2        2             30      0.0.0.0
1.1.3.3(L)     3             40      LINK      0x130015
1.5.6.0/24      IA (NET)        N (R)
1.1.3.3        3             30      0.0.0.0
1.1.2.2(L)     2             40      LINK      0x130016
10.20.1.1/32    IA (HOST)       D (F)
DIRECT          1             0       0.0.0.0
10.20.1.2/32    IA (HOST)       N (R)
1.1.2.2        2             10      0.0.0.0
1.1.3.3(L)     3             20      LINK      0x130015
10.20.1.3/32    IA (HOST)       N (R)
1.1.3.3        3             10      0.0.0.0
1.1.2.2(L)     2             20      LINK      0x130016
10.20.1.4/32    IA (HOST)       N (R)
1.1.2.2        2             20      0.0.0.0
1.1.3.3(L)     3             30      LINK      0x130015
10.20.1.5/32    IA (HOST)       N (R)
1.1.3.3        3             20      0.0.0.0
1.1.2.2(L)     2             30      LINK      0x130016
10.20.1.3/0     IA (RTR)        N (N)
1.1.3.3        3             10      0.0.0.0
10.20.1.4/0     IA (RTR)        N (N)
1.1.2.2        2             20      0.0.0.0

```



```

10.20.1.5/0      IA (RTR)      N (N)
  1.1.3.3       3             20    0.0.0.0
10.20.1.6/0      IA (RTR)      N (N)
  1.1.3.3       3             30    0.0.0.0
  1.1.2.2       2             30    0.0.0.0
-----
19 OSPFv2 routes found (23 paths)
Flags: L = Loop-Free Alternate nexthop
=====

*A:Dut-C# show router ospf 1 routes 10.0.0.2/32 detail
=====
Rtr Base OSPFv2 Instance 1 Routing Table (detail)
=====
Destination      Type(Dest)    Stat
  NHIP           NHIF          Cost[E2]      Area          Type          Weight:Cfg/Norm
-----
10.0.0.2/32      E2 (HOST)     N (R)
  1.0.0.3        RSVP:94       9:10  0.0.0.0      Shortcut      40/20
  1.0.0.3        RSVP:61442    9:10  0.0.0.0      Shortcut      2/ 1
-----
No. of routes found: 1 (2 paths)
Stat: D = direct  N = not direct
(RTM stat):(R) = added      (F) = add failed
           (N) = not added  (D) = policy discarded
=====
    
```

```

*A:Dut-C>config>router>ospf3# show router ospf3 0 routes
=====
Rtr Base OSPFv3 Instance 0 Route Table
=====
Destination      Type(Dest)    Stat
  SID  SID flags  NHIF  Cost[E2]
  NHIP
-----
3ffe::100:900/120 IA (STUB)     D (F)
  DIRECT          4          200
3ffe::100:b01/128 IA (HOST)     N (R)
  4      NnPA
  fe80::200:ff:fe00:1-"DUTC_TO_DUTA.1.0" 2          100
3ffe::100:c00/120 IA (STUB)     N (R)
  fe80::200:ff:fe00:1-"DUTC_TO_DUTA.1.0" 2          200
3ffe::100:d00/120 IA (STUB)     D (F)
  DIRECT          2          100
3ffe::100:1602/128 IA (HOST)     N (R)
  5      NnPA
  fe80::200:ff:fe00:1-"DUTC_TO_DUTA.1.0" 2          200
3ffe::100:1800/120 IE (NET)      N (R)
  fe80::200:ff:fe00:1-"DUTC_TO_DUTA.1.0" 2          300
3ffe::100:1a00/120 IE (NET)      N (R)
  fe80::200:ff:fe00:6-"DUTC_TO_DUTF.1.0" 3          200
3ffe::100:2103/128 IA (HOST)     D (F)
  0      NnPA
  DIRECT          5           0
3ffe::100:2400/120 IA (STUB)     D (F)
  DIRECT          3          100
3ffe::100:2c04/128 IE (HOST)     N (R)
  1      NnP
  fe80::200:ff:fe00:1-"DUTC_TO_DUTA.1.0" 2          300
3ffe::100:2d00/120 IE (NET)      N (R)
  fe80::200:ff:fe00:6-"DUTC_TO_DUTF.1.0" 3          300
3ffe::100:3705/128 IE (HOST)     N (R)
  2      NnP
    
```

fe80::200:ff:fe00:6-"DUTC_TO_DUTF.1.0"	3	200	
3ffe::100:3800/120	IE (NET)		N (R)
fe80::200:ff:fe00:6-"DUTC_TO_DUTF.1.0"	3	200	
3ffe::100:4206/128	IA (HOST)		N (R)
3 NnPA			
fe80::200:ff:fe00:6-"DUTC_TO_DUTF.1.0"	3	100	
3ffe::a14:101/128	IA (HOST)		N (R)
10 NnPA			
fe80::200:ff:fe00:1-"DUTC_TO_DUTA.1.0"	2	100	
3ffe::a14:102/128	IE (HOST)		N (R)
11 NnPA			
fe80::200:ff:fe00:1-"DUTC_TO_DUTA.1.0"	2	200	
3ffe::a14:103/128	IA (HOST)		D (F)
6 NnPA			
DIRECT	1	0	
3ffe::a14:104/128	IE (HOST)		N (R)
7 NnP			
fe80::200:ff:fe00:1-"DUTC_TO_DUTA.1.0"	2	300	
3ffe::a14:105/128	IE (HOST)		N (R)
8 NnP			
fe80::200:ff:fe00:6-"DUTC_TO_DUTF.1.0"	3	200	
3ffe::a14:106/128	IE (HOST)		N (R)
9 NnPA			
fe80::200:ff:fe00:6-"DUTC_TO_DUTF.1.0"	3	100	
3ffe::3300:b01/128	IA (HOST)		N (R)
fe80::200:ff:fe00:1-"DUTC_TO_DUTA.1.0"	2	100	
3ffe::3300:c00/120	IA (STUB)		N (R)
fe80::200:ff:fe00:1-"DUTC_TO_DUTA.1.0"	2	200	
3ffe::3300:d00/120	IA (STUB)		D (F)
DIRECT	2	100	
3ffe::3300:1602/128	IA (HOST)		N (R)
fe80::200:ff:fe00:1-"DUTC_TO_DUTA.1.0"	2	200	
3ffe::3300:1800/120	IE (NET)		N (R)
fe80::200:ff:fe00:1-"DUTC_TO_DUTA.1.0"	2	300	
3ffe::3300:1a00/120	IE (NET)		N (R)
fe80::200:ff:fe00:6-"DUTC_TO_DUTF.1.0"	3	200	
3ffe::3300:2103/128	IA (HOST)		D (F)
DIRECT	5	0	
3ffe::3300:2400/120	IA (STUB)		D (F)
DIRECT	3	100	
3ffe::3300:2c04/128	IE (HOST)		N (R)
fe80::200:ff:fe00:1-"DUTC_TO_DUTA.1.0"	2	300	
3ffe::3300:2d00/120	IE (NET)		N (R)
fe80::200:ff:fe00:6-"DUTC_TO_DUTF.1.0"	3	300	
3ffe::3300:3705/128	IE (HOST)		N (R)
fe80::200:ff:fe00:6-"DUTC_TO_DUTF.1.0"	3	200	
3ffe::3300:3800/120	IE (NET)		N (R)
fe80::200:ff:fe00:6-"DUTC_TO_DUTF.1.0"	3	200	
3ffe::3300:4206/128	IA (HOST)		N (R)
fe80::200:ff:fe00:6-"DUTC_TO_DUTF.1.0"	3	100	
3ffe::6800:1/128	E2 (HOST)		N (R)
fe80::200:ff:fe00:1-"DUTC_TO_DUTA.1.0"	2	300:1	
3ffe::6900:1/128	E2 (HOST)		N (R)
fe80::200:ff:fe00:6-"DUTC_TO_DUTF.1.0"	3	200:1	
10.20.1.1/0	IA (RTR)		N (N)
fe80::200:ff:fe00:1-"DUTC_TO_DUTA.1.0"	2	100	
10.20.1.2/0	IA (AB-AS)		N (N)
fe80::200:ff:fe00:1-"DUTC_TO_DUTA.1.0"	2	200	
10.20.1.4/0	IE (ASBR)		N (N)
fe80::200:ff:fe00:1-"DUTC_TO_DUTA.1.0"	2	300	
10.20.1.5/0	IE (ASBR)		N (N)
fe80::200:ff:fe00:6-"DUTC_TO_DUTF.1.0"	3	200	
10.20.1.6/0	IA (AB-AS)		N (N)
fe80::200:ff:fe00:6-"DUTC_TO_DUTF.1.0"	3	100	

```

-----
No. of routes found: 40 (40 paths)
Stat: D = direct  N = not direct
(RTM stat):(R) = added      (F) = add failed
          (N) = not added  (D) = policy discarded
SID Flags : N = Node-SID
            nP = no penultimate hop POP
            M = Mapping server
            E = Explicit-Null
            V = Prefix-SID carries a value
            L = value/index has local significance
            I = Inter Area flag
            A = Attached flag
            B = Backup flag
=====
  
```

```

*A:Dut-C# show router ospf3 31 routes detail
=====
Rtr Base OSPFv3 Instance 31 Route Table (detail)
=====

```

Destination NHIP	Type(Dest) NHIF	Cost[E2]	Stat Area
3ffe::10:10:2:0/120 DIRECT	IA (NET) 2	1000	D (F) 0.0.0.0
3ffe::10:10:3:0/120 DIRECT	IA (NET) 3	1000	D (F) 0.0.0.0
3ffe::10:10:4:0/120 fe80::2052:1ff:fe01:3-"ip-10.10.3.3"	IA (NET) 3	2000	N (R) 0.0.0.0
3ffe::10:10:5:0/120 DIRECT	IA (NET) 4	1000	D (F) 0.0.0.0
3ffe::10:10:6:0/120 fe80::205e:1ff:fe01:1-"ip-10.10.5.3"	IA (NET) 4	2000	N (R) 0.0.0.0
3ffe::10:10:9:0/120 10.20.1.4 (SC)	IA (NET) RSVP:1	3000	N (R) 0.0.0.0
3ffe::10:10:13:0/120 fe80::6628:1ff:fe01:2-"ip-10.10.2.3"	IA (STUB) 2	2000	N (R) 0.0.0.0
3ffe::10:10:14:0/120 10.20.1.4 (SC)	IA (STUB) RSVP:1	4000	N (R) 0.0.0.0
3ffe::10:20:1:1/128 fe80::6628:1ff:fe01:2-"ip-10.10.2.3"	IA (HOST) 2	1000	N (R) 0.0.0.0
3ffe::10:20:1:2/128 fe80::2052:1ff:fe01:3-"ip-10.10.3.3"	IA (HOST) 3	1000	N (R) 0.0.0.0
3ffe::10:20:1:3/128 DIRECT	IA (HOST) 1	0	D (F) 0.0.0.0
3ffe::10:20:1:4/128 10.20.1.4 (SC)	IA (HOST) RSVP:1	2000	N (R) 0.0.0.0
3ffe::10:20:1:5/128 fe80::205e:1ff:fe01:1-"ip-10.10.5.3"	IA (HOST) 4	1000	N (R) 0.0.0.0
3ffe::10:20:1:6/128 10.20.1.4 (SC)	IA (HOST) RSVP:1	3000	N (R) 0.0.0.0
3ffe::100:100:100:4/128 10.20.1.4 (SC)	IA (HOST) RSVP:1	2000	N (R) 0.0.0.0
3ffe::100:100:100:6/128 10.20.1.4 (SC)	IA (HOST) RSVP:1	3000	N (R) 0.0.0.0
10.20.1.1/0 fe80::6628:1ff:fe01:2-"ip-10.10.2.3"	IA (RTR) 2	1000	N (N) 0.0.0.0
10.20.1.2/0 fe80::2052:1ff:fe01:3-"ip-10.10.3.3"	IA (RTR) 3	1000	N (N) 0.0.0.0
10.20.1.4/0 10.20.1.4 (SC)	IA (RTR) RSVP:1	2000	N (N) 0.0.0.0
10.20.1.5/0 fe80::205e:1ff:fe01:1-"ip-10.10.5.3"	IA (RTR) 4	1000	N (N) 0.0.0.0

```

10.20.1.6/0          IA (RTR)      N (N)
10.20.1.4 (SC)      RSVP:1       3000       0.0.0.0
-----
No. of routes found: 21 (21 paths)
Stat: D = direct   N = not direct
(RTM stat):(R) = added      (F) = add failed
      (N) = not added  (D) = policy discarded
=====
*A:Dut-C#
*A:Dut-C# show router ospf3 20 status
=====
Rtr Base OSPFv3 Instance 20 Status
=====
OSPF Cfg Router Id       : 10.20.1.3
OSPF Oper Router Id     : 10.20.1.3
OSPF Version             : 3
OSPF Admin Status       : Enabled
OSPF Oper Status        : Enabled
Graceful Restart        : Disabled
GR Helper Mode          : Disabled
GR Strict LSA Checking   : Enabled (operational down)
Preference               : 10
External Preference     : 150
Backbone Router         : True
Area Border Router      : False
AS Border Router        : False
Traffic Engineering Support : False
Demand Exts Support     : False
In Overload State       : False
In External Overflow State : False
Exit Overflow Interval  : 0
Last Overflow Entered   : Never
Last Overflow Exit      : Never
External LSA Limit      : -1
Reference Bandwidth     : 100,000,000 Kbps
Init SPF Delay          : 1000 msec
Sec SPF Delay           : 1000 msec
Max SPF Delay           : 10000 msec
Min LS Arrival Interval : 1000 msec
Init LSA Gen Delay      : 5000 msec
Sec LSA Gen Delay       : 5000 msec
Max LSA Gen Delay       : 5000 msec
Lsa accumulate          : 1000 msec
Redistribute delay      : 1000 msec
Incremental SPF wait    : 1000 msec
Last Ext SPF Run        : Never
Ext LSA Cksum Sum       : 0x0
OSPF Last Enabled      : 10/10/2018 20:22:05
Unicast Import          : True
Multicast Import        : False
Export Policies         : None
Import Policies         : None
Lfa Policies            : None
OSPF Ldp Sync Admin Status : Enabled
LDP-over-RSVP           : Disabled
IGP-Shortcut            : Enabled
IPv6 IGP SC Tunn-Nhop  : Res-Filter(RSVP)
Advertise-Tunnel-Link   : Disabled
LFA                     : Disabled
Remote-LFA              : Disabled
Max PQ Cost             : 65535
TI-LFA                  : Disabled
Max SR FRR Labels       : 2
Export Limit            : 0
  
```

```
Export Limit Log Percent      : 0
Total Exp Routes             : 0
RIB-priority-high prefix list: None
Segment Routing              : Disabled
Extended LSA                 : sparse
=====
```

21.57 routing

routing

Syntax

```
routing [sub-domain sub-domain] [ bsl bsl] [neighbor-prefix ip-address] [dest-prefix ip-address]
```

Context

[\[Tree\]](#) (show>router>bier routing)

Full Context

```
show router bier routing
```

Description

This command shows the BIER routing table.

Parameters

sub-domain

Specifies a sub-domain.

Values 0 to 255

bsl

Specifies a bit string length.

Values 256 to 1024

ip-address

Specifies a prefix in IP address format.

Platforms

All

Output

The following is an example of a BIER router table. [Table 417: BIER Routing Fields](#) provides BIER routing field descriptions.

Sample Output

```

*A:Dut-A# show router bier routing sub-domain 0
=====
Destination Prefix          Bfr-ID    Age
Neighbor
Nexthop
Interface
-----
=====
BIER Routing Database Sub-Domain 0 BSL 256
=====
10.20.1.2                   2         0d 23:05:23
 10.20.1.2
 10.180.1.2
 ip-10.180.1.1

10.20.1.3                   3         0d 23:05:20
 10.20.1.2
 10.180.1.2
 ip-10.180.1.1

10.20.1.4                   0         0d 23:05:20
 10.20.1.2
 10.180.1.2
 ip-10.180.1.1

10.20.1.5                   5         0d 23:05:16
 10.20.1.2
 10.180.1.2
 ip-10.180.1.1

10.20.1.6                   6         0d 23:05:16
 10.20.1.2
 10.180.1.2
 ip-10.180.1.1

=====
Total (Sub-Domain 0): 5
=====
Total BIER Routing entries : 5
=====
*A:Dut-A#
  
```

Table 417: BIER Routing Fields

Label	Description
Destination Prefix	The destination prefix
BFR-ID	The BFR ID
Age	The tunnel age
Neighbor	The neighbor IP address
Nexthop	The next-hop IP address
Interface	The egress interface name for the programmed tunnel

21.58 rp

rp

Syntax

rp [*family* | *ip-address*]

Context

[\[Tree\]](#) (show>router>pim rp)

Full Context

show router pim rp

Description

This command displays the rendezvous point (RP) set information built by the router.

Parameters

family

Displays information about RP family.

Values ipv4, ipv6

ip-address

Specifies the IP address of the RP.

Platforms

All

Output

The following is an example of a PIM RP configuration.

Sample Output

```
A:ALA-1# show router pim rp
=====
PIM RP Set
=====
Group Address      RP Address      Type      Priority  Holdtime
-----
224.0.0.0/4       239.200.200.4  Dynamic   192      150
                  10.1.7.1       Static    1        N/A
-----
Group Prefixes : 1
=====
A:ALA-1#
A:ALA-1# show router pim rp 10.1.7.1
=====
```

```

PIM RP Set
=====
Group Address      RP Address      Type      Priority  Holdtime
-----
224.0.0.0/4       10.1.7.1       Static    1         N/A
-----
Group Prefixes : 1
=====
A:ALA-1#
    
```

Table 418: PIM RP Fields

Label	Description
Group Address	The multicast group address of the entry.
RP Address	The address of the Rendezvous Point (RP)
Type	Displays whether the entry was learned through the Bootstrap mechanism or if it was statically configured.
Priority	The priority for the specified group address. The higher the value, the higher the priority.
Holdtime	The value of the hold time present in the BSM message

21.59 rp-hash

rp-hash

Syntax

rp-hash *ip-address*

Context

[\[Tree\]](#) (show>router>pim rp-hash)

Full Context

show router pim rp-hash

Description

This command hashes the RP for the specified group from the RP set.

Parameters

ip-address

Displays specific multicast group addresses.

Platforms

All

Output

The following is an example of a PIM RP-Hash configuration. [Table 419: RP-Hash Fields](#) provides RP-Hash output field descriptions.

Sample Output

```
A:ALA-1# show router pim rp-hash 239.101.0.0
=====
PIM Group-To-RP mapping
=====
Group Address      RP Address      Type
-----
239.101.0.0       239.200.200.4  Bootstrap
=====
A:ALA-1#

A:ALA-1# show router pim rp-hash 239.101.0.6
=====
PIM Group-To-RP mapping
=====
Group Address      RP Address      Type
-----
239.101.0.6       239.200.200.4  Bootstrap
=====
A:ALA-1#
```

Table 419: RP-Hash Fields

Label	Description
Group Address	The multicast group address of the entry
RP Address	The address of the Rendezvous Point (RP)
Type	Specifies whether the entry was learned through the Bootstrap mechanism or if it was statically configured.

21.60 rpki-session

rpki-session

Syntax

rpki-session [*ip-address*] [**detail**]

Context

[\[Tree\]](#) (show>router>origin-validation rpki-session)

Full Context

show router origin-validation rpki-session

Description

This command displays RPKI session information.

Parameters

ip-address

Displays RPKI session information for the specified IP address.

Values

ipv4-address: a.b.c.d

ipv6-address x:x:x:x:x:x:x
 x:x:x:x:x:d.d.d.d

where:

x: [0 to FFFF]H

d: [0 to 255]D

interface: 32 chars max, and mandatory for link local addresses.

detail

Displays the longer, more detailed version of the output.

Platforms

All

Output

The following output is an example of RPKI session information.

Sample Output

```
A:Dut-C# show router origin-validation rpki-session detail
=====
RPKI Session Information
=====
IP Address       : 10.168.1.1
Description      : RPKI Server #1
-----
Port             : 323
Uptime          : 0d 00:57:41
Active IPv4 Records: 17023
Admin State     : Up
Admin State     : Up
Hold Time       : 120
Stale Route Time : 3600
Serial ID       : 41690
Oper State      : established
Flaps           : 0
Active IPv6 Records: 2515
Local Address   : n/a
Local Address   : 10.0.2.2
Refresh Time    : 60
Connect Retry   : 120
Session ID      : 1452020198
=====
No. of Sessions : 1
=====
```

21.61 rs-fec

```
rs-fec
```

Syntax

```
rs-fec [clear]
```

Context

[\[Tree\]](#) (tools>dump>port rs-fec)

Full Context

```
tools dump port rs-fec
```

Description

This command dumps the Reed-Solomon Forward Error Correction (RS-FEC) information for port.

Platforms

All

21.62 rsb

```
rsb
```

Syntax

```
rsb
```

Context

[\[Tree\]](#) (tools>dump>router>rsvp rsb)

Full Context

```
tools dump router rsvp rsb
```

Description

This command displays RSVP RSB information.

Platforms

All

Output

The following output is an example of MPLS RSVP RSB detail fields.

Sample Output

```

4)*A:Dut-A>config>router>mpls>lsp$ /tools dump router rsvp rsb detail
-----
RSB:
  EndPt 10.20.1.4 Tid 61441 XTid 10.20.1.1 Sndr 10.20.1.1 LspId 2 ifIndex 3 NHop
  10.20.1.3
  Style FF, refresh in 0 secs
  RSVP NextHop 10.20.1.3, LIH 3 (TLV: RtrId 10.20.1.3 IntfId 2)
  CT Shared Reservation Info:
  No Reservation:
  FlowSpec :Flags 0x8000 QOSC 1, PDR (infinity), PBS 0.000 bps, CDR (0.000 bps)
             CBS 0, EBS 0, RSpecR 0, RSpecS 0 MTU 1500 MPU 20
  FwdFlowspec :Flags 0x0 QOSC 0, PDR (0.000 bps), PBS 0.000 bps, CDR (0.000 bps)
             CBS 0, EBS 0, RSpecR 0, RSpecS 0 MPU 0
  FilterSpec:
  Timeout in : 26 secs, LocLabel: 0 Sender: 10.20.1.1 lspId: 2 OutIfId: 0
  RR0 :
    (1) * Flags : 0x0 :      U
    (1) * UnInf : 10.20.1.3, 2
    (2) * Flags : 0x1 :      Global
    (2) * Label : 131070
    (3) * Flags : 0x0 :      U
    (3) * UnInf : 10.20.1.4, 5
    (4) * Flags : 0x1 :      Global
    (4) * Label : 131070
  -----
RSB:
  EndPt 10.20.1.6 Tid 1 XTid 10.20.1.1 Sndr 0.0.0.0 LspId 0 ifIndex 2 NHop
  10.20.1.2
  Style SE, refresh in 0 secs
  RSVP NextHop 10.20.1.2, LIH 2 (TLV: RtrId 10.20.1.2 IntfId 2)
  CT Shared Reservation Info:
  No Reservation:
  FlowSpec :Flags 0x8000 QOSC 1, PDR (infinity), PBS 0.000 bps, CDR (0.000 bps)
             CBS 0, EBS 0, RSpecR 0, RSpecS 0 MTU 1496 MPU 20
  FwdFlowspec :Flags 0x0 QOSC 0, PDR (0.000 bps), PBS 0.000 bps, CDR (0.000 bps)
             CBS 0, EBS 0, RSpecR 0, RSpecS 0 MPU 0
  FilterSpec:
  Timeout in : 21 secs, LocLabel: 0 Sender: 10.20.1.1 lspId: 30208 OutIfId: 0
  RR0 :
    (1) * Flags : 0x9 :      U LP_AVAIL NODE
    (1) * UnInf : 10.20.1.2, 2
    (2) * Flags : 0x1 :      Global
    (2) * Label : 131071
    (3) * Flags : 0x1 :      U LP_AVAIL
    (3) * UnInf : 10.20.1.4, 2
    (4) * Flags : 0x1 :      Global
    (4) * Label : 131071
    (5) * Flags : 0x0 :      U
    (5) * UnInf : 10.20.1.6, 2
    (6) * Flags : 0x1 :      Global
    (6) * Label : 131071
  -----
Total RSB Count   : 2
  
```

21.63 rsvp

```
rsvp
```

Syntax

```
rsvp
```

Context

[\[Tree\]](#) (clear>router rsvp)

Full Context

```
clear router rsvp
```

Description

Commands in this context clear and reset RSVP protocol entities.

Platforms

All

```
rsvp
```

Syntax

```
rsvp
```

Context

[\[Tree\]](#) (show>router rsvp)

Full Context

```
show router rsvp
```

Description

Commands in this context display RSVP related information.

Platforms

All

```
rsvp
```

Syntax

```
rsvp
```

Context

[\[Tree\]](#) (tools>dump>router rsvp)

Full Context

tools dump router rsvp

Description

Commands in this context dump tools for RSVP.

Platforms

All

rsvp

Syntax

rsvp

Context

[\[Tree\]](#) (monitor>router rsvp)

Full Context

monitor router rsvp

Description

Commands in this context monitor RSVP instances.

Platforms

All

21.64 rsvp-te

rsvp-te

Syntax

rsvp-te

Context

[\[Tree\]](#) (clear>router>mpls>lsp>auto-lsp rsvp-te)

Full Context

```
clear router mpls lsp auto-lsp rsvp-te
```

Description

This command resets and restarts all auto RSVP-TE LSPs.

Platforms

All

rsvp-te

Syntax

```
rsvp-te
```

Context

[\[Tree\]](#) (clear>router>mpls>lsp rsvp-te)

Full Context

```
clear router mpls lsp rsvp-te
```

Description

This command resets and restarts all RSVP-TE LSPs.

Platforms

All

21.65 rtp-session

rtp-session

Syntax

```
rtp-session [service service-id] [ source ip-address] [detail [ stats {rt-server | fcc-server}]]
```

```
rtp-session [service service-id] summary
```

Context

[\[Tree\]](#) (show>video rtp-session)

Full Context

```
show video rtp-session
```

Description

This command displays video session information.

Parameters

service *service-id*

Displays video session information pertaining to the specified service ID.

Values 1 to 2148278317

svc-name — a string up to 64 characters.

source *ip-address*

Displays session information for the specified IP address.

detail

The output displays detailed video session information.

stats

Displays video session statistics.

Values **rt-server** — Displays video session statistics for the RT server.

fcc-server — Displays video session statistics for the FCC server.

summary

The output displays summarized video session information.

Platforms

7450 ESS, 7750 SR-1, 7750 SR-7/12/12e, 7750 SR-1s, 7750 SR-2s, 7750 SR-7s, 7750 SR-14s

Output

The following is an example output for this command.

Sample Output

```
*A:Dut-C# show video rtp-session
=====
Video RTP session
=====
Service Id      Source address  SSRC Id (hex)  RT reqs      FCC reqs
Interface      Source Port    Time to expire RT replies    FCC replies
-----
1              10.0.103.103   1              0             226
vi            1000           0d 00:03:24   0             225
1              10.0.103.103   1              0             226
vi            1001           0d 00:03:24   0             225
1              10.0.103.103   1              0             226
vi            1002           0d 00:03:24   0             225
1              10.0.103.103   1              0             226
vi            1003           0d 00:03:24   0             225
1              10.0.103.103   1              0             226
vi            1004           0d 00:03:24   0             225
1              10.0.103.103   1              0             226
vi            1005           0d 00:03:24   0             225
1              10.0.103.103   1              0             226
vi            1006           0d 00:03:24   0             225
```



```

1          10.0.103.103      1          0          226
vi         1007             0d 00:03:24  0          225
1          10.0.103.103      1          0          226
vi         1008             0d 00:03:24  0          225
1          10.0.103.103      1          0          226
vi         1009             0d 00:03:24  0          225
-----
Number of RTP sessions : 10
=====
*A:Dut-C#

*A:Dut-C# show video rtp-session summary
=====
Video RTP session summary
=====
Num Sessions      : 2000
Rx RT Requests    : 0
Tx RT Replies     : 0
Rx FCC Requests   : 371068
Tx FCC Replies    : 368259
Tx RT Packets     : 0
Tx RT Octets      : 0
Tx FCC Packets    : 243011904
Tx FCC Octets     : 14152149376
-----
Interfaces : 1
=====
*A:Dut-C#

*A:Dut-C# show video rtp-session detail
=====
Video RTP session detail
=====
Service Id       : 1
Interface        : vi
Source Address   : 10.0.103.103      Source Port      : 1000
Destination Addr : 10.3.3.3           SSRC Id (hex)   : 1
CName            : ixiaPort
Up Time          : 0d 00:07:08      Time to Expire  : 0d 00:04:59
Num RT Requests  : 0
RT Packets Sent  : 0
RT Failed Pkts   : 0
Num RT Replies   : 0
RT Octets Sent   : 0
Req RTP Packets  : 0
Num FCC Requests : 212
FCC Packets Sent : 138582
FCC Failed Pkts  : 1
Num FCC Replies  : 211
FCC Octets Sent  : 8145140
-----
*A:Dut-C#
  
```

21.66 rtr-advertisement

rtr-advertisement

Syntax

rtr-advertisement [**interface** *interface-name*] [**prefix** *ipv6-prefix*[/*prefix-length*]]

rtr-advertisement [**conflicts**]

Context

[Tree] (show>router rtr-advertisement)

Full Context

show router rtr-advertisement

Description

This command displays router advertisement information.

If no command line arguments are specified, all routes are displayed, sorted by prefix.

Parameters

interface-name

Specifies the interface name, up to 32 characters.

ipv6-prefix[/prefix-length]

Displays routes only matching the specified *ip-address* and length and only applies to the 7750 SR and 7950 XRS.

Values

ipv6	ipv6-prefix[/pref*:	x:x:x:x:x:x:x (eight 16-bit pieces)
		x:x:x:x:x:d.d.d.d
		x: [0 to FFFF]H
		d: [0 to 255]D
	prefix-length:	1 to 128

Platforms

All

Output

Router-Advertisement Table Output — The following output is an example of router advertisement information, and [Table 420: Router Advertisement Table Fields](#) describes the fields.

Sample Output

```
A:Dut-A# show router rtr-advertisement
=====
Router Advertisement
=====
-----
Interface: interfaceNetworkNonDefault
-----
Rtr Advertisement Tx : 8           Last Sent           : 00h01m28s
Nbr Solicitation Tx  : 83          Last Sent           : 00h00m17s
Nbr Advertisement Tx : 74          Last Sent           : 00h00m25s
Rtr Advertisement Rx : 8           Rtr Solicitation Rx : 0
Nbr Advertisement Rx : 83          Nbr Solicitation Rx : 74
-----
Server1                : 2001:db8::1
```

```

Server2      : N/A
Server3      : N/A
Server4      : N/A
Rdnss-lifetime : 1200          Include-dns      : yes
-----
Max Advert Interval : 601          Min Advert Interval : 201
Managed Config     : TRUE          Other Config        : TRUE
Reachable Time     : 00h00m00s400ms Router Lifetime     : 00h30m01s
Retransmit Time    : 00h00m00s400ms Hop Limit           : 63
Link MTU           : 1500

Prefix: 211::/120
Autonomous Flag    : FALSE          On-link flag        : FALSE
Preferred Lifetime : 07d00h00m      Valid Lifetime      : 30d00h00m

Prefix: 231::/120
Autonomous Flag    : FALSE          On-link flag        : FALSE
Preferred Lifetime : 49710d06h      Valid Lifetime      : 49710d06h

Prefix: 241::/120
Autonomous Flag    : TRUE           On-link flag        : TRUE
Preferred Lifetime : 00h00m00s      Valid Lifetime      : 00h00m00s

Prefix: 251::/120
Autonomous Flag    : TRUE           On-link flag        : TRUE
Preferred Lifetime : 07d00h00m      Valid Lifetime      : 30d00h00m
-----
Advertisement from: fe80::200:ff:fe00:2
Managed Config     : FALSE          Other Config        : FALSE
Reachable Time     : 00h00m00s0ms     Router Lifetime     : 00h30m00s
Retransmit Time    : 00h00m00s0ms     Hop Limit           : 64
Link MTU           : 0
-----
Interface: interfaceServiceNonDefault
-----
Rtr Advertisement Tx : 8          Last Sent           : 00h06m41s
Nbr Solicitation Tx  : 166        Last Sent           : 00h00m04s
Nbr Advertisement Tx : 143        Last Sent           : 00h00m05s
Rtr Advertisement Rx : 8          Rtr Solicitation Rx : 0
Nbr Advertisement Rx : 166        Nbr Solicitation Rx : 143
-----
Max Advert Interval : 601          Min Advert Interval : 201
Managed Config     : TRUE          Other Config        : TRUE
Reachable Time     : 00h00m00s400ms Router Lifetime     : 00h30m01s
Retransmit Time    : 00h00m00s400ms Hop Limit           : 63
Link MTU           : 1500

Prefix: 23::/120
Autonomous Flag    : FALSE          On-link flag        : FALSE
Preferred Lifetime : infinite       Valid Lifetime      : infinite

Prefix: 24::/120
Autonomous Flag    : TRUE           On-link flag        : TRUE
Preferred Lifetime : 00h00m00s      Valid Lifetime      : 00h00m00s

Prefix: 25::/120
Autonomous Flag    : TRUE           On-link flag        : TRUE
Preferred Lifetime : 07d00h00m      Valid Lifetime      : 30d00h00m
-----
Advertisement from: fe80::200:ff:fe00:2
Managed Config     : FALSE          Other Config        : FALSE
Reachable Time     : 00h00m00s0ms     Router Lifetime     : 00h30m00s
Retransmit Time    : 00h00m00s0ms     Hop Limit           : 64
Link MTU           : 0
  
```

```

Prefix: 2::/120
Autonomous Flag      : TRUE           On-link flag      : TRUE
Preferred Lifetime   : 07d00h00m      Valid Lifetime    : 30d00h00m

Prefix: 23::/120
Autonomous Flag      : TRUE           On-link flag      : TRUE
Preferred Lifetime   : 07d00h00m      Valid Lifetime    : 30d00h00m

Prefix: 24::/119
Autonomous Flag      : TRUE           On-link flag      : TRUE
Preferred Lifetime   : 07d00h00m      Valid Lifetime    : 30d00h00m

Prefix: 25::/120
Autonomous Flag      : TRUE           On-link flag      : TRUE
Preferred Lifetime   : 07d00h00m      Valid Lifetime    : infinite

Prefix: 231::/120
Autonomous Flag      : TRUE           On-link flag      : TRUE
Preferred Lifetime   : 07d00h00m      Valid Lifetime    : 30d00h00m
-----
...
A:Dut-A#
    
```

Table 420: Router Advertisement Table Fields

Label	Description
Rtr Advertisement Tx/ Last Sent	The number of router advertisements sent and time since they were sent
Nbr Solicitation Tx	The number of neighbor solicitations sent and time since they were sent
Nbr Advertisement Tx	The number of neighbor advertisements sent and time since they were sent
Rtr Advertisement Rx	The number of router advertisements received and time since they were received
Nbr Advertisement Rx	The number of neighbor advertisements received and time since they were received
Max Advert Interval	The maximum interval between sending router advertisement messages
Managed Config	True — indicates that DHCPv6 has been configured
	False — indicates that DHCPv6 is not available for address configuration
Reachable Time	The time, in milliseconds, that a node assumes a neighbor is reachable after receiving a reachability confirmation
Retransmit Time	The time, in milliseconds, between retransmitted neighbor solicitation messages

Label	Description
Link MTU	The MTU number the nodes use for sending packets on the link
Rtr Solicitation Rx	The number of router solicitations received and time since they were received
Nbr Solicitation Rx	The number of neighbor solicitations received and time since they were received
Min Advert Interval	The minimum interval between sending ICMPv6 neighbor discovery router advertisement messages
Other Config	True — indicates there are other stateful configurations False — indicates there are no other stateful configurations
Router Lifetime	Displays the router lifetime in seconds
Hop Limit	Displays the current hop limit

Router-Advertisement Conflicts Output — The following output is an example of router advertisement conflicts, and [Table 421: Router-Advertisement Conflicts Fields](#) describes the fields.

Sample Output

```
A:Dut-A# show>router# rtr-advertisement conflicts
=====
Router Advertisement
=====
Interface: interfaceNetworkNonDefault
-----
Advertisement from: fe80::200:ff:fe00:2
Managed Config   : FALSE [TRUE]
Other Config      : FALSE [TRUE]
Reachable Time    : 00h00m00s0ms [00h00m00s400ms]
Router Lifetime   : 00h30m00s [00h30m01s]
Retransmit Time   : 00h00m00s0ms [00h00m00s400ms]
Hop Limit         : 64 [63]
Link MTU          : 0 [1500]

Prefix not present in neighbor router advertisement
Prefix: 211::/120
Autonomous Flag   : FALSE           On-link flag       : FALSE
Preferred Lifetime : 07d00h00m           Valid Lifetime     : 30d00h00m

Prefix not present in neighbor router advertisement
Prefix: 231::/120
Autonomous Flag   : FALSE           On-link flag       : FALSE
Preferred Lifetime : 49710d06h           Valid Lifetime     : 49710d06h

Prefix not present in neighbor router advertisement
Prefix: 241::/120
Autonomous Flag   : TRUE            On-link flag       : TRUE
Preferred Lifetime : 00h00m00s           Valid Lifetime     : 00h00m00s

Prefix not present in neighbor router advertisement
Prefix: 251::/120
Autonomous Flag   : TRUE            On-link flag       : TRUE
Preferred Lifetime : 07d00h00m           Valid Lifetime     : 30d00h00m
```

```

-----
Interface: interfaceServiceNonDefault
-----
Advertisement from: fe80::200:ff:fe00:2
Managed Config      : FALSE [TRUE]
Other Config        : FALSE [TRUE]
Reachable Time      : 00h00m00s0ms [00h00m00s400ms]
Router Lifetime     : 00h30m00s [00h30m01s]
Retransmit Time     : 00h00m00s0ms [00h00m00s400ms]
Hop Limit           : 64 [63]
Link MTU            : 0 [1500]

Prefix not present in own router advertisement
Prefix: 2::/120
Autonomous Flag      : TRUE           On-link flag      : TRUE
Preferred Lifetime   : 07d00h00m      Valid Lifetime    : 30d00h00m

Prefix: 23::/120
Autonomous Flag      : TRUE [FALSE]
On-link flag         : TRUE [FALSE]
Preferred Lifetime   : 07d00h00m [infinite]
Valid Lifetime       : 30d00h00m [infinite]

Prefix not present in own router advertisement
Prefix: 24::/119
Autonomous Flag      : TRUE           On-link flag      : TRUE
Preferred Lifetime   : 07d00h00m      Valid Lifetime    : 30d00h00m

Prefix not present in neighbor router advertisement
Prefix: 24::/120
Autonomous Flag      : TRUE           On-link flag      : TRUE
Preferred Lifetime   : 00h00m00s      Valid Lifetime    : 00h00m00s

Prefix: 25::/120
Valid Lifetime       : infinite [30d00h00m]

Prefix not present in own router advertisement
Prefix: 231::/120
Autonomous Flag      : TRUE           On-link flag      : TRUE
Preferred Lifetime   : 07d00h00m      Valid Lifetime    : 30d00h00m
=====
A:Dut-A#

```

Table 421: Router-Advertisement Conflicts Fields

Label	Description
Advertisement from	The address of the advertising router
Reachable Time	The time, in milliseconds, that a node assumes a neighbor is reachable after receiving a reachability confirmation
Router Lifetime	Displays the router lifetime in seconds
Retransmit Time	The time, in milliseconds, between retransmitted neighbor solicitation messages
Hop Limit	Displays the current hop limit
Link MTU	The MTU number the nodes use for sending packets on the link

21.67 run-manual-spf

run-manual-spf

Syntax

run-manual-spf

Context

[\[Tree\]](#) (tools>perform>router>isis run-manual-spf)

Full Context

tools perform router isis run-manual-spf

Description

This command runs the Shortest Path First (SPF) algorithm.

Platforms

All

run-manual-spf

Syntax

run-manual-spf [externals-only]

Context

[\[Tree\]](#) (tools>perform>router>ospf run-manual-spf)

[\[Tree\]](#) (tools>perform>router>ospf3 run-manual-spf)

Full Context

tools perform router ospf run-manual-spf

tools perform router ospf3 run-manual-spf

Description

This command runs the Shorted Path First (SPF) algorithm.

Parameters

externals-only

Runs external only SPF.

Platforms

All

22 s Commands

22.1 s-pmsi

s-pmsi

Syntax

s-pmsi [[**group-ip** *group-ip*][**source-ip** *source-ip*] **detail**]

s-pmsi [**mdSrcAddr** [*mdGrpAddr*]] [[**group-ip** *group-ip*] [**source-ip** *source-ip*] **detail**]

s-pmsi **ext-tunnel-id** *ext-tunnel-id* [**tunnel-id** *tunnel-id*] [[**group-ip** *group-ip*] [**source-ip** *source-ip*] **detail**]

s-pmsi **root-addr** *root-addr* [**lsp-id** *lsp-id*] [[**group-ip** *group-ip*] [**source-ip** *source-ip*] **detail**]

s-pmsi **bier-root-addr** *ip-address* [[**sub-domain** *sub-domain*] [**bfr-id** *bfr-id*] [**mpls-lbl** *mpls-lbl*] **detail**]

Context

[\[Tree\]](#) (show>router>pim s-pmsi)

Full Context

```
show router pim s-pmsi
```

Description

This command displays information about selective provider multicast service interfaces that are currently active.

Parameters

group-ip

Displays group IP address information.

source-ip

Displays source IP address information.

mdSrcAddr

Displays source address information of the multicast sender.

mdGrpAddr

Displays group address information of the multicast sender.

ext-tunnel-id

Displays information about the extended tunnel address.

tunnel-id

Displays information about the tunnel identifier.

Values 0 to 4294967295

root-addr

Displays information about the root address.

isp-id

Displays information about the specified LSP ID.

Values 0 to 4294967295

sub-domain

Displays information about the BIER sub-domain ID.

bfr-id

Displays information about the BIER-ID of the router.

Values 1 to 4096

mpls-lbl

Displays information about the specified MPLS service label.

detail

Displays detailed output.

Platforms

All

Output

The following is an example of a PIM data MDT configuration. [Table 422: PIM Data MDT](#) provides PIM data MDT descriptions.

Sample Output PIM Selective Provider Tunnel

```
*B:node-6# show router 100 pim s-pmsi
=====
PIM Selective provider tunnels
=====
MD Src Address      MD Grp Address      MT Index      Num VPN SGs
-----
239.200.200.7      239.0.89.72        24603         1
239.200.200.7      239.0.89.73        24604         1
239.200.200.7      239.0.89.74        24605         1
239.200.200.7      239.0.89.75        24606         1
239.200.200.7      239.0.89.76        24607         1
239.200.200.7      239.0.89.77        24608         1
239.200.200.7      239.0.89.78        24609         1
239.200.200.7      239.0.89.79        24610         1
239.200.200.7      239.0.89.80        24611         1
239.200.200.7      239.0.89.81        24612         1
239.200.200.7      239.0.89.82        24613         1
239.200.200.7      239.0.89.83        24614         1
239.200.200.7      239.0.89.84        24615         1
239.200.200.7      239.0.89.85        24616         1
239.200.200.7      239.0.89.86        24617         1
239.200.200.7      239.0.89.87        24618         1
...
=====
```

*B:node-6#

Sample Output PIM Selective Provider Tunnel Detail

```
*B:node-6# show router 100 pim s-psmi detail
```

```
=====
PIM Selective provider tunnels
=====
```

```
Md Source Address : 239.200.200.7      Md Group Address : 239.0.89.72
Number of VPN SGs : 1                  Uptime           : 0d 00:00:18
MT IfIndex        : 24603               Egress Fwding Rate : 163.2 kbps
```

```
VPN Group Address : 239.1.0.0          VPN Source Address : 10.2.102.1
State              : RX Joined
Expiry Timer       : 0d 00:02:41
```

```
=====
PIM Selective provider tunnels
=====
```

```
Md Source Address : 239.200.200.7      Md Group Address : 239.0.89.73
Number of VPN SGs : 1                  Uptime           : 0d 00:00:18
MT IfIndex        : 24604               Egress Fwding Rate : 163.2 kbps
```

```
VPN Group Address : 239.1.0.1          VPN Source Address : 10.2.102.1
State              : RX Joined
Expiry Timer       : 0d 00:02:41
```

```
=====
PIM Selective provider tunnels
=====
```

```
Md Source Address : 239.200.200.7      Md Group Address : 239.0.89.74
Number of VPN SGs : 1                  Uptime           : 0d 00:00:20
MT IfIndex        : 24605               Egress Fwding Rate : 165.7 kbps
```

```
VPN Group Address : 239.1.0.2          VPN Source Address : 10.2.102.1
State              : RX Joined
Expiry Timer       : 0d 00:02:39
```

```
=====
PIM Selective provider tunnels
=====
```

```
Md Source Address : 239.200.200.7      Md Group Address : 239.0.89.75
Number of VPN SGs : 1                  Uptime           : 0d 00:00:20
MT IfIndex        : 24606               Egress Fwding Rate : 165.7 kbps
```

```
VPN Group Address : 239.1.0.3          VPN Source Address : 10.2.102.1
State              : RX Joined
Expiry Timer       : 0d 00:02:39
```

```
*B:node-6#
```

Sample Output for Rosen MVPN S-PMSI Tunnel

```
B:Dut-E# show router 100 pim s-psmi
```

```
=====
PIM Selective provider tunnels
=====
```

MD Src Address MD Grp Address	MT Index Multistream ID	Num VPN SGs	MD RP for ASM	State
10.20.1.5 233.0.0.5	5798467 5	1	N/A	TX Joined
10.20.1.5 233.0.0.6	5798468 6	1	N/A	TX Joined
10.20.1.5	5798469	1	N/A	TX Joined

```

    233.0.0.7          7
  10.20.1.5          5798470          1021          N/A          TX Joined
    233.0.0.8          8
=====
PIM Selective provider tunnels Interfaces : 4
  
```

Sample Output RX Tracking for RSVP S-PMSI Tunnel

```

*A:Dut-C# show router 1 pim s-pmsi
=====
PIM RSVP Spmsi tunnels
=====
P2mp ID   Tunnel ID   Ext Tunnel Adrs      SPMSI Index   Num VPN   State
          SGs
-----
0          0           10.20.1.4            1030144       1         RX Tracking
0          0           10.20.1.4            1030144       1         RX Tracking
=====
PIM RSVP Spmsi Interfaces : 2
=====
*A:Dut-C# show router 21 pim s-pmsi
=====
PIM LDP Spmsi tunnels
=====
Lsp ID    Root Addr      SPMSI Index   Num VPN   State
          SGs
-----
0          10.20.1.4      1030144       1         RX Tracking
0          10.20.1.4      1030144       1         RX Tracking
=====
PIM LDP Spmsi Interfaces : 2
=====
*A:Dut-C#
  
```

Sample Output RX Tracking for RSVP S-PMSI Tunnel Detail

```

*A:Dut-C# show router 1 pim s-pmsi detail
=====
PIM RSVP Spmsi tunnels
=====
P2MP ID      : 0           Tunnel ID      : 0
Ext Tunnel Adrs : 10.20.1.4   Spmsi IfIndex  : 1030144
Number of VPN SGs : 1           Uptime         : 0d 00:02:48

VPN Group Address : 239.100.0.0
VPN Source Address : 10.1.101.2
State             : RX Tracking   Mdt Threshold  : 0
=====
PIM RSVP Spmsi tunnels
=====
P2MP ID      : 0           Tunnel ID      : 0
Ext Tunnel Adrs : 10.20.1.4   Spmsi IfIndex  : 1030144
Number of VPN SGs : 1           Uptime         : 0d 00:02:47

VPN Group Address : ff0e:db8:225:100::
VPN Source Address : 2001:db8:1:101::2
State             : RX Tracking   Mdt Threshold  : 0
=====
PIM RSVP Spmsi Interfaces : 2
=====
*A:Dut-C#
  
```

```

*A:Dut-C# show router 21 pim s-pmsi detail
=====
PIM LDP Spmsi tunnels
=====
LSP ID          : 0
Root Addr       : 10.20.1.4           Spmsi IfIndex   : 1030144
Number of VPN SGs : 1                Uptime          : 0d 00:03:35

VPN Group Address : 239.100.0.0
VPN Source Address : 10.1.101.2
State             : RX Tracking       Mdt Threshold   : 0

=====
PIM LDP Spmsi tunnels
=====
LSP ID          : 0
Root Addr       : 10.20.1.4           Spmsi IfIndex   : 1030144
Number of VPN SGs : 1                Uptime          : 0d 00:03:34

VPN Group Address : ff0e:db8:225:100::
VPN Source Address : 2001:db8:1:101::2
State             : RX Tracking       Mdt Threshold   : 0

=====
PIM LDP Spmsi Interfaces : 2
=====
*A:Dut-C#
  
```

Sample Output TX Tracking for RSVP S-PMSI Tunnel Detail

```

*A:Dut-C# show router 1 pim s-pmsi detail
=====
PIM RSVP Spmsi tunnels
=====
P2MP ID        : 1                Tunnel ID       : 61442
Ext Tunnel Addr : 10.20.1.4         Spmsi IfIndex   : 74230
Number of VPN SGs : 1                Uptime         : 0d 00:05:11

VPN Group Address : 239.100.0.0
VPN Source Address : 10.1.101.2
State             : TX Join Pending  Mdt Threshold   : 1
Join Timer        : N/A             Holddown Timer  : 0d 00:00:47
Receiver Count    : 4

=====
PIM RSVP Spmsi tunnels
=====
P2MP ID        : 1                Tunnel ID       : 61443
Ext Tunnel Addr : 10.20.1.4         Spmsi IfIndex   : 74231
Number of VPN SGs : 1                Uptime         : 0d 00:05:10

VPN Group Address : ff0e:225:100::
VPN Source Address : 2001:db8:1:101::2
State             : TX Join Pending  Mdt Threshold   : 1
Join Timer        : N/A             Holddown Timer  : 0d 00:00:50
Receiver Count    : 4

=====
PIM RSVP Spmsi Interfaces : 2
=====
*A:Dut-C#

*A:Dut-D# show router 21 pim s-pmsi detail
=====
  
```

```

PIM LDP Spmsi tunnels
=====
LSP ID          : 8194
Root Addr       : 10.20.1.4          Spmsi IfIndex   : 74228
Number of VPN SGs : 1              Uptime         : 0d 00:05:56

VPN Group Address : 239.100.0.0
VPN Source Address : 10.1.101.2
State            : TX Join Pending   Mdt Threshold   : 1
Join Timer       : N/A              Holddown Timer  : 0d 00:00:02
Receiver Count   : 4

=====
PIM LDP Spmsi tunnels
=====
LSP ID          : 8195
Root Addr       : 10.20.1.4          Spmsi IfIndex   : 74229
Number of VPN SGs : 1              Uptime         : 0d 00:05:55

VPN Group Address : ff0e:db8:225:100::
VPN Source Address : 2001:db8:1:101::2
State            : TX Join Pending   Mdt Threshold   : 1
Join Timer       : N/A              Holddown Timer  : 0d 00:00:05
Receiver Count   : 4

=====
PIM LDP Spmsi Interfaces : 2
=====
*A:Dut-D#
    
```

Table 422: PIM Data MDT

Label	Description
MD Grp Address	The IP multicast group address for which this entry contains information
MD Src Address	The source address of the multicast sender. The value is 0 if the type is configured as starg . The address of the Rendezvous Point (RP) displays if the type is configured as starRP .
MT Index	The index number
Num VP SGs	The VPN number

s-pmsi

Syntax

s-pmsi [**source** *mdSrcAddr*] [**group** *mdGrpAddr*] [**vprn-source** *vprnSrcAddr* **vprn-group** *vprnGrpAddr*]

Context

[Tree] (clear>router>pim s-pmsi)

Full Context

clear router pim s-pmsi

Description

This command clears PIM selective provider multicast service interface cache.

Parameters

mdSrcAddr

Clears the specified source address used for Multicast Distribution Tree (MDT).

mdGrpAddr

Clears the specified group address used for Multicast Distribution Tree (MDT).

vprnSrcAddr

Clears the specified source address of the multicast sender.

vprnGrpAddr

Clears the specified multicast group address.

Platforms

All

22.2 s11

s11

Syntax

s11

Context

[\[Tree\]](#) (show>subscr-mgmt>gtp s11)

Full Context

show subscriber-mgmt gtp s11

Description

Commands in this context display information related to established S11 connections.

Platforms

7750 SR, 7750 SR-e, 7750 SR-s, VSR

s11

Syntax

s11

Context

[\[Tree\]](#) (show>router>gtp s11)

Full Context

```
show router gtp s11
```

Description

Commands in this context display S11 information.

Platforms

7750 SR, 7750 SR-e, 7750 SR-s, VSR

22.3 saa

saa

Syntax

```
saa [test-name] [owner test-owner]
```

Context

[\[Tree\]](#) (show saa)

Full Context

```
show saa
```

Description

This command displays information about the SAA test.

If no specific test is specified a summary of all configured tests is displayed.

If a specific test is specified then detailed test results for that test are displayed for the last three occurrences that this test has been executed, or since the last time the counters have been reset via a system reboot or clear command.

Parameters

test-name

Specifies the optional parameter is used to enter the name of the SAA test for which the information needs to be displayed. The test name must already be configured in the **config>saa>test** context.

test-owner

Specifies the owner of an SAA operation, up to 32 characters. If a **test-owner** value is not specified, tests created by the CLI have a default owner "TIMOS CLI".

Default "TIMOS CLI"

Platforms

All

Output

The following sample output shows SAA test information. [Table 423: SAA Field Descriptions](#) describes the SAA test fields.

Sample Output

```
*A:bksim130>config>saa>test>trap-gen# show saa mySaaPingTest1
=====
SAA Test Information
=====
Test name           : mySaaPingTest1
Owner name          : TiMOS CLI
Description         : N/A
Accounting policy   : None
Administrative status : Disabled
Test type           : icmp-ping 11.22.33.44
Trap generation     : probe-fail-enable probe-fail-threshold 3
                   : test-fail-enable test-fail-threshold 2
                   : test-completion-enable
Test runs since last clear : 0
Number of failed test runs : 0
Last test result    : Undetermined
-----
Threshold
Type      Direction Threshold Value      Last Event      Run #
-----
Jitter-in Rising      None      None      Never          None
          Falling    None      None      Never          None
Jitter-out Rising      None      None      Never          None
          Falling    None      None      Never          None
Jitter-rt  Rising      None      None      Never          None
          Falling    None      None      Never          None
Latency-in Rising      None      None      Never          None
          Falling    None      None      Never          None
Latency-out Rising      None      None      Never          None
          Falling    None      None      Never          None
Latency-rt Rising      None      None      Never          None
          Falling    None      None      Never          None
Loss-in    Rising      None      None      Never          None
          Falling    None      None      Never          None
Loss-out   Rising      None      None      Never          None
          Falling    None      None      Never          None
Loss-rt    Rising      None      None      Never          None
          Falling    None      None      Never          None
=====
*A:bksim130>config>saa>test>trap-gen#

*A:bksim130>config>saa>test>trap-gen$ show saa mySaaTraceRouteTest1
=====
SAA Test Information
=====
Test name           : mySaaTraceRouteTest1
Owner name          : TiMOS CLI
```

```
Description          : N/A
Accounting policy    : None
Administrative status : Disabled
Test type           : icmp-trace 11.22.33.44
Trap generation     : test-fail-enable test-completion-enable
Test runs since last clear : 0
Number of failed test runs : 0
Last test result    : Undetermined
```

Threshold					
Type	Direction	Threshold	Value	Last Event	Run #

Jitter-in	Rising	None	None	Never	None
	Falling	None	None	Never	None
Jitter-out	Rising	None	None	Never	None
	Falling	None	None	Never	None
Jitter-rt	Rising	None	None	Never	None
	Falling	None	None	Never	None
Latency-in	Rising	None	None	Never	None
	Falling	None	None	Never	None
Latency-out	Rising	None	None	Never	None
	Falling	None	None	Never	None
Latency-rt	Rising	None	None	Never	None
	Falling	None	None	Never	None
Loss-in	Rising	None	None	Never	None
	Falling	None	None	Never	None
Loss-out	Rising	None	None	Never	None
	Falling	None	None	Never	None
Loss-rt	Rising	None	None	Never	None
	Falling	None	None	Never	None

```
=====
*A:bksim130>config>saa>test>trap-gen$
```

```
show saa <test-name>
CFM Loopback:
```

```
=====
SAA Test Information
=====
```

```
Test name : CFMLoopbackTest
Owner name      : TiMOS CLI
Description     : N/A
Accounting policy : 1
Continuous     : Yes
Administrative status : Enabled
Test type      : eth-cfm-
loopback 00:01:01:01:01:01 mep 1 domain 1 association 1 interval 1 count 10
Trap generation : None
Test runs since last clear : 1
Number of failed test runs : 0
Last test result : Success
```

Threshold					
Type	Direction	Threshold	Value	Last Event	Run #

Jitter-in	Rising	None	None	Never	None
	Falling	None	None	Never	None
Jitter-out	Rising	None	None	Never	None
	Falling	None	None	Never	None
Jitter-rt	Rising	None	None	Never	None
	Falling	None	None	Never	None
Latency-in	Rising	None	None	Never	None
	Falling	None	None	Never	None
Latency-out	Rising	None	None	Never	None

```

Latency-rt  Falling  None      None      Never     None
             Rising  None      None      Never     None
             Falling  None      None      Never     None
Loss-in     Rising  None      None      Never     None
             Falling  None      None      Never     None
Loss-out    Rising  None      None      Never     None
             Falling  None      None      Never     None
Loss-rt     Rising  None      None      Never     None
             Falling  None      None      Never     None
=====
Test Run: 1
Total number of attempts: 10
Number of requests that failed to be sent out: 0
Number of responses that were received: 10
Number of requests that did not receive any response: 0
Total number of failures: 0, Percentage: 0
(in us)      Min      Max      Average   Jitter
Outbound  :    0.000    0.000    0.000     0
Inbound   :    0.000    0.000    0.000     0
Roundtrip :   10200   10300   10250    100

Per test packet:
Sequence      Result                Delay(us)
1             Response Received    10300
2             Response Received    10300
3             Response Received    10300
4             Response Received    10200
5             Response Received    10300
6             Response Received    10200
7             Response Received    10300
8             Response Received    10200
9             Response Received    10300
10            Response Received    10300
=====
CFM Traceroute:
=====
SAA Test Information
=====
Test name           : CFMLinkTraceTest
Owner name          : TiMOS CLI
Description         : N/A
Accounting policy   : None
Continuous         : Yes
Administrative status : Enabled
Test type           : eth-cfm-
linktrace 8A:DB:01:01:00:02 mep 1 domain 1 association 1 interval 1
Trap generation     : None
Test runs since last clear : 1
Number of failed test runs : 0
Last test result    : Success
-----
Threshold
Type      Direction Threshold Value      Last Event      Run #
-----
Jitter-in Rising     None      None      Never     None
           Falling    None      None      Never     None
Jitter-out Rising     None      None      Never     None
           Falling    None      None      Never     None
Jitter-rt Rising     None      None      Never     None
           Falling    None      None      Never     None
Latency-in Rising     None      None      Never     None
           Falling    None      None      Never     None
Latency-out Rising     None      None      Never     None
           Falling    None      None      Never     None
  
```

Latency-rt	Rising	None	None	Never	None
	Falling	None	None	Never	None
Loss-in	Rising	None	None	Never	None
	Falling	None	None	Never	None
Loss-out	Rising	None	None	Never	None
	Falling	None	None	Never	None
Loss-rt	Rising	None	None	Never	None
	Falling	None	None	Never	None

```

=====
Test Run: 1
HopIdx: 1
Total number of attempts: 3
Number of requests that failed to be sent out: 0
Number of responses that were received: 3
Number of requests that did not receive any response: 0
Total number of failures: 0, Percentage: 0
  
```

```

(in ms)           Min           Max           Average           Jitter
Outbound  :           0.000           0.000           0.000           0.000
Inbound   :           0.000           0.000           0.000           0.000
Roundtrip :           2.86           3.67           3.15           0.047
  
```

Per test packet:

Sequence	Outbound	Inbound	RoundTrip	Result
1	0.000	0.000	3.67	Response Received
2	0.000	0.000	2.92	Response Received
3	0.000	0.000	2.86	Response Received

```

HopIdx: 2
Total number of attempts: 3
Number of requests that failed to be sent out: 0
Number of responses that were received: 3
Number of requests that did not receive any response: 0
Total number of failures: 0, Percentage: 0
  
```

```

(in ms)           Min           Max           Average           Jitter
Outbound  :           0.000           0.000           0.000           0.000
Inbound   :           0.000           0.000           0.000           0.000
Roundtrip :           4.07           4.13           4.10           0.005
  
```

Per test packet:

Sequence	Outbound	Inbound	RoundTrip	Result
1	0.000	0.000	4.10	Response Received
2	0.000	0.000	4.13	Response Received
3	0.000	0.000	4.07	Response Received

CFM Two Way Delay Measurement:

SAA Test Information

```

=====
Test name           : CFMTwoWayDelayTest
Owner name          : TiMOS CLI
Description         : N/A
Accounting policy   : None
Continuous          : Yes
Administrative status : Enabled
Test type           : eth-cfm-two-way-
delay 00:01:01:01:01 mep 1 domain 1 association 1 interval 1
Trap generation     : None
Test runs since last clear : 1
Number of failed test runs : 0
Last test result    : Success
  
```

```

-----
Threshold
Type           Direction Threshold Value Last Event Run #
-----
Jitter-in     Rising      None      None      Never      None
              Falling      None      None      Never      None
  
```

```

Jitter-out  Rising  None    None    Never   None
             Falling None    None    Never   None
Jitter-rt   Rising  None    None    Never   None
             Falling None    None    Never   None
Latency-in  Rising  None    None    Never   None
             Falling None    None    Never   None
Latency-out Rising  None    None    Never   None
             Falling None    None    Never   None
Latency-rt  Rising  None    None    Never   None
             Falling None    None    Never   None
Loss-in     Rising  None    None    Never   None
             Falling None    None    Never   None
Loss-out    Rising  None    None    Never   None
             Falling None    None    Never   None
Loss-rt     Rising  None    None    Never   None
             Falling None    None    Never   None
...
=====
Test Run: 1
HopIdx: 1
Total number of attempts: 3
Number of requests that failed to be sent out: 0
Number of responses that were received: 3
Number of requests that did not receive any response: 0
Total number of failures: 0, Percentage: 0
Total number of failures: 0, Percentage: 0
(in us)      Min      Max      Average  Jitter
Outbound   :    5095    5095    5095      0
Inbound    :    5095    5095    0.000     0
Roundtrip  :   10190   10190   10190     0
Per test packet:
Sequence  (in us) Outbound  Inbound  Delay  Delay variation
1         5195    5195    10190    0
2         5195    5195    10190    0
3         5195    5195    10190    0
...
=====

```

Table 423: SAA Field Descriptions

Label	Description
Test Name	Specifies the name of the test.
Owner Name	Specifies the owner of the test.
Description	Specifies the description for the test type.
Accounting policy	Specifies the associated accounting policy ID.
Administrative status	Specifies whether the administrative status is enabled or disabled.
Test type	Specifies the type of test configured.
Trap generation	Specifies the trap generation for the SAA test.
Test runs since last clear	Specifies the total number of tests performed since the last time the tests were cleared.

Label	Description
Number of failed tests run	Specifies the total number of tests that failed.
Last test run	Specifies the last time a test was run.
Threshold type	Indicates the type of threshold event being tested, jitter-event, latency-event, or loss-event, and the direction of the test responses received for a test run: in — inbound out — outbound rt — roundtrip
Direction	Indicates the direction of the event threshold, rising or falling.
Threshold	Displays the configured threshold value.
Value	Displays the measured crossing value that triggered the threshold crossing event.
Last event	Indicates the time that the threshold crossing event occurred.
Run #	Indicates what test run produced the specified values.

saa

Syntax

saa-test [*test-name* [**owner** *test-owner*]]

Context

[Tree] (clear saa)

Full Context

clear saa

Description

This command clears the SAA results for the latest and the history for this test. If the test name is omitted, all the results for all tests are cleared.

Parameters

test-name

Specifies the name of the SAA test. The test name must already be configured in the **config>saa>test** context.

test-owner

Specifies the owner of an SAA operation up to 32 characters.

Default If a **test-owner** value is not specified, tests created by the CLI have a default owner "TiMOS CLI".

Platforms

All

22.4 saii-type2-using

saii-type2-using

Syntax

```
saii-type2-using global-id[:prefix[:ac-id]]
```

Context

[\[Tree\]](#) (show>service saii-type2-using)

Full Context

```
show service saii-type2-using
```

Description

This command displays the SDP used by a spoke SDP FEC with a specified FEC129 Type 2 SAI.

Parameters

global-id[:prefix[:ac-id]]

Specifies the switch-point information using SAI-Type2.

Values	<global-id[:prefix*> : <global-id>[:<prefix>[:<ac-id>]]
global-id	1 to 4294967295
prefix	a.b.c.d 1 to 4294967295
ac-id	1 to 4294967295

Platforms

All

Output

The following example shows SAI information.

Sample Output

```
*A:Dut-E# show service saii-type2-using 3:10.20.1.3:1  
=====
```

```
Service Switch-Point Information
=====
SvcId      Oper-SdpBind      SAII-Type2
-----
2147483598 17407:4294967195 3:10.20.1.3:1
-----
Entries found: 1
=====
```

22.5 sap

```
sap
```

Syntax

```
sap {all | sap-id}
```

Context

[\[Tree\]](#) (show>subscr-mgmt>errors sap)

Full Context

```
show subscriber-mgmt errors sap
```

Description

This command sorts all the subscriber errors by SAP.

Parameters

all

Shows all errors starting with the lowest SAP index.

sap-id

Shows only the error of a specific SAP index.

Platforms

7450 ESS, 7750 SR, 7750 SR-a, 7750 SR-e, 7750 SR-s, VSR

Output

The following is an example of subscriber management errors listed by SAP.

Sample Output

```
A:BNG-2# show subscriber-mgmt errors sap all
=====
Subscriber management errors
=====
SAP      : 1/1/20:841
-----
```



```

Time      : 2016/06/23 17:35:46.0
Service   : 1000
MAC       : 00:00:10:10:12:13
Error     : No Offer from DHCP server after Discover from DHCP client
Extra     : DHCPv4
Time      : 2016/06/23 17:35:16.0
Service   : 1000
MAC       : 00:00:10:10:12:13
Error     : No Offer from DHCP server after Discover from DHCP client
Extra     : DHCPv4
=====

```

[Table 424: Subscriber Management SAP Error Field Descriptions](#) describes subscriber management SAP error output fields.

Table 424: Subscriber Management SAP Error Field Descriptions

Field	Description
SAP	The SAP ID associated with the error
Time	The time this error was reported to the subscriber management errors subsystem
Service	The service ID associated with the error
MAC	The MAC address associated with the error
Error	The error that occurred on the SAP
Extra	Extra information about the error that occurred

sap

Syntax

sap *sap-id* **static-isids** [**range-id** *range-id*]

sap *sap-id* **dist-cpu-protection** [**detail**]

sap *sap-id* **detail**

sap *sap-id* **encap-group** *group-name* [**member** *encap-id*] [**encap-detail** | **encap-stats**]

sap *sap-id* **encap-group**

sap *sap-id* [**atm** | **base** | **dhcp** | **mc-ring** | **mcac** | **mrp** | **qos** | **sap-stats** | **stats** | **stp** | **sub-mgmt** | **ipsec-gw**]

sap *sap-id* [**circuit-id** *circuit-id*] [**mac** *ieee-address*] [**remote-id** *remote-id*] **host-lockout-policy** [**summary**]

sap **queue-depth** [**queue** *queue-id*] [**ingress** | **egress**]

sap

sap *sap-id* **static-isids** **mfib**

sap *sap-id* **queue-group-redirection** [**ingress** | **egress**]

Context

[Tree] (show>service>id sap)

Full Context

show service id sap

Description

Displays information for the SAPs associated with the service.

If no optional parameters are specified, a summary of all associated SAPs is displayed.

Parameters

sap-id

The ID that displays SAPs for the service.

detail

Displays detailed information for the SAP. For **dist-cpu-protection**, **detail** includes the adapted operational rate parameters in the CLI output. The adapted Oper. parameters are only applicable if the policer is instantiated (for example, if the associated forwarding plane is operational, or for an interface if there is a physical port configured for the interface, or if the dynamic policers are allocated), otherwise values of 0 kb/s, and so on, are displayed.

static-isids

Displays static ISIDs for the SAP.

range-id

Specifies the range ID.

Values 1 to 4294967295

dist-cpu-protection

Displays information about the distributed CPU protection policy and parameters associated with the SAP.

group-name

Specifies the group name, up to 32 characters in length.

encap-id

Specifies the encapsulation ID.

Values 0 to 16777215

encap-detail

Displays encapsulation details for the specified encapsulation ID.

encap-stats

Displays encapsulation statistics.

encap-group

Displays the encapsulation group.

atm

Displays ATM information.

base	Displays base information.
dhcp	Displays DHCP information.
mc-ring	Displays MC ring information.
mcac	Displays MCAC information.
mrp	Displays MRP information.
qos	Displays QoS information.
sap-stats	Displays SAP statistics.
stats	Displays statistics.
stp	Displays STP information.
sub-mgmt	Displays subscriber management information.
ipsec-gw	Displays IPSEC gateway information.
circuit-id	Specifies the circuit ID, up to 256 characters.
ieee-address	Specifies the IEEE address, up to 30 characters.
remote-id	Specifies the remote-ID, up to 256 characters.
host-lockout-policy	Displays the host lockout policy.
summary	Displays summary information.
queue-id	Specifies the queue ID.
	Values 1 to 32
ingress	Displays ingress information.
egress	

Displays egress information.

mfib

Displays MFIB information.

queue-group-redirect

The output lists the queue group name and the instances configured in the related queue group redirect list. For each instance, the FP (for ingress) and port (for egress) is displayed. If there is a mismatch between the SAP and redirect list configuration and the queue group instance configuration, this is highlighted.

ingress

Displays information for the ingress policy.

egress

Displays information for the egress policy.

Platforms

All

Output

The following output is an example of SAP information, and [Table 425: Show Service-ID SAP Field Descriptions](#) describes the output fields.

Sample Output

```
A:PE# show service id 9 sap 1/1/10:1 detail

=====
Service Access Points(SAP)
=====
Service Id      : 9
SAP             : 1/1/10:1           Encap           : q-tag
Description    : (Not Specified)
Admin State    : Up                 Oper State      : Up
Flags          : None
Multi Svc Site : None
Last Status Change : 08/31/2018 16:07:55
Last Mgmt Change  : 08/31/2018 16:07:55
Sub Type       : regular
Dot1Q Ethertype : 0x8100                QinQ Ethertype  : 0x8100
Split Horizon Group: (Not Specified)

Admin MTU      : 1518                Oper MTU        : 1518
Ingr IP Fltr-Id : n/a                Egr IP Fltr-Id : n/a
Ingr Mac Fltr-Id : n/a                Egr Mac Fltr-Id : n/a
Ingr IPv6 Fltr-Id : n/a                Egr IPv6 Fltr-Id : n/a
qinq-pbit-marking : both
Egr Agg Rate Limit : max
Q Frame-Based Acct : Disabled          Limit Unused BW : Disabled
Qinq-vlan-translation : None          Qinq-vlan-translation Ids : None

Acct. Pol     : None                Collect Stats    : Disabled

Anti Spoofing : None                Dynamic Hosts    : Enabled
Avl Static Hosts : 0                Tot Static Hosts : 0
Calling-Station-Id : n/a
```

```

Application Profile: None
Transit Policy      : None
AARP Id            : None

Oper Group         : (none)           Monitor Oper Grp : (none)
Host Lockout Plcy : n/a
Lag Link Map Prof : (none)
Bandwidth          : Not-Applicable
Oper Dcpu Prot Pol*: _default-access-policy

-----
ETH-CFM SAP specifics
-----
Tunnel Faults      : n/a                AIS                : Disabled
MC Prop-Hold-Timer : n/a
Squelch Levels     : None
Collect Lmm Stats  : Disabled
LMM FC Stats       : None
LMM FC In Prof     : None

-----
QOS
-----
Ingress qos-policy : 1                Egress qos-policy : 1
Ingress FP QGrp    : (none)           Egress Port QGrp  : (none)
Ing FP QGrp Inst   : (none)           Egr Port QGrp Inst: (none)
Shared Q plcy      : n/a                Multipoint shared  : Disabled
I. Sched Pol       : (Not Specified)
E. Sched Pol       : (Not Specified)
I. Policer Ctl Pol : (Not Specified)
E. Policer Ctl Pol : (Not Specified)
E. HS Sec. Shaper  : (Not Specified)
I. QGrp Redir. List: (Not Specified)
E. QGrp Redir. List: (Not Specified)
Hw Agg Shaper Q Set: Yes
Hw Agg Shpr QSet Sz: 4
Hw Agg Shpr In-Use : Yes

-----
Sap Aggregate Stats
-----
                Packets                Octets
Ingress
Aggregate Offered : 0                0
Aggregate Forwarded : 0                0
Aggregate Dropped : 0                0

Egress
Aggregate Forwarded : 0                0
Aggregate Dropped : 0                0

-----
Sap Statistics
-----
Last Cleared Time : 08/31/2018 16:29:08

                Packets                Octets
CPM Ingress      : 0                0

Forwarding Engine Stats
Dropped          : 0                0
Received Valid   : 0                0
Off. HiPrio      : 0                0
Off. LowPrio     : 0                0
Off. Uncolor     : 0                0
Off. Managed     : 0                0
  
```

```

Queueing Stats(Ingress QoS Policy 1)
Dro. HiPrio      : 0
Dro. LowPrio     : 0
For. InProf      : 0
For. OutProf     : 0

Queueing Stats(Egress QoS Policy 1)
Dro. In/InplusProf : 0
Dro. Out/ExcProf   : 0
For. In/InplusProf : 0
For. Out/ExcProf   : 0
-----
Sap per Queue stats
-----
                Packets                Octets

Ingress Queue 1 (Unicast) (Priority)
Off. HiPrio      : 0
Off. LowPrio     : 0
Dro. HiPrio      : 0
Dro. LowPrio     : 0
For. InProf      : 0
For. OutProf     : 0

Egress Queue 1
For. In/InplusProf : 0
For. Out/ExcProf   : 0
Dro. In/InplusProf : 0
Dro. Out/ExcProf   : 0
=====
* indicates that the corresponding row element may have been truncated.
A:PE#
  
```

```

# show service id 9 sap 1/1/10:1 queue-depth
=====
Queue Depth Information (Ingress SAP)
=====
-----
Name                : 9->1/1/10:1->1
MBS                 : Def
-----
Queue Depths (percentage)
-----
0%-10% 11%-20% 21%-30% 31%-40% 41%-50% 51%-60% 61%-70% 71%-80% 81%-90% 91%-100%
-----
100.00 0.00   0.00   0.00   0.00   0.00   0.00   0.00   0.00   0.00
-----
Average Elapsed Time      : 0d 00:00:30
Wghtd Avg Queue Polling Interval: 100 ms
-----
=====
Queue Depth Information (Egress SAP)
=====
-----
Name                : 9->1/1/10:1->1
MBS                 : Def
Violation Threshold Percnt: xx.xx
Violation Total Count   : xxx
Violation Last Seen     : Thu Mar 26 12:39:33 PDT 2020
-----
Queue Depths (percentage)
  
```

```
-----
0%-10% 11%-20% 21%-30% 31%-40% 41%-50% 51%-60% 61%-70% 71%-80% 81%-90% 91%-100%
-----
100.00 0.00    0.00    0.00    0.00    0.00    0.00    0.00    0.00    0.00
-----
Average Elapsed Time           : 0d 00:11:11
Wghtd Avg Queue Polling Interval : 100 ms
Wghtd Avg HiWtrMark Polling Interval: 1000 s
-----
=====
```

```
*A:PE# show service id 1 sap 1/1/1 queue-group-redirect
=====
Queue Group Redirect List Information (Ingress SAP)
=====
Queue Group Redirect List      : list1
Type                           : vxlan-vni
Queue Group                    : qg1

-----
Match                          Instance          FP
-----
1                              1              1/1
2                              2              1/1
3                              3              1/1 : mismatch
-----
=====

Queue Group Redirect List Information (Egress SAP)
=====
Queue Group Redirect List      : list1
Type                           : vxlan-vni
Queue Group                    : qg1

-----
Match                          Instance          Port
-----
1                              1              1/1/1
2                              2              1/1/1
3                              3              1/1/1 : mismatch
-----
=====
*A:PE#
```

Table 425: Show Service-ID SAP Field Descriptions

Label	Description
Service Id	The service identifier.
SAP	The SAP and qtag.
Encap	The encapsulation type of the SAP.
Ethertype	Specifies an Ethernet type II Ethertype value.
Admin State	The administrative state of the SAP.
Oper State	The operating state of the SAP.

Label	Description
Flags	Specifies the conditions that affect the operating status of this SAP. Display output includes: ServiceAdminDown, SapAdminDown, Interface AdminDown, PortOperDown, PortMTUTooSmall, L2OperDown, SapIngress QoSMismatch, SapEgressQoSMismatch, RelearnLimitExceeded, RxProtSrc Mac, ParentIfAdminDown, NoSapIpipeCelpAddr, SapParamMismatch, CemSap NoEcidOrMacAddr, StandByForMcRing, ServiceMTUTooSmall, NoSapEpipeRing Node.
Last Status Change	Specifies the time of the most recent operating status change to this SAP.
Last Mgmt Change	Specifies the time of the most recent management-initiated change to this SAP.
Admin MTU	The desired largest service frame size (in octets) that can be transmitted through the SAP to the far-end router, without requiring the packet to be fragmented.
Oper MTU	The actual largest service frame size (in octets) that can be transmitted through the SAP to the far-end router, without requiring the packet to be fragmented.
Ingress qos-policy	The ingress QoS policy ID assigned to the SAP.
Egress qos-policy	The egress QoS policy ID assigned to the SAP.
Ingress Filter-Id	The ingress filter policy ID assigned to the SAP.
Egress Filter-Id	The egress filter policy ID assigned to the SAP.
Acct. Pol	The accounting policy ID assigned to the SAP.
Collect Stats	Specifies whether collect stats is enabled.
Dropped	The number of packets and octets dropped due to SAP state, ingress MAC or IP filter, same segment discard, bad checksum, etc.
Received Valid	The number of valid packets and octets received on the SAP.
Off. HiPrio	The number of high priority packets and octets, as determined by the SAP ingress QoS policy, offered by the Pchip to the Qchip.
Off. LowPrio	The number of low priority packets and octets, as determined by the SAP ingress QoS policy, offered by the Pchip to the Qchip.
Off. Uncolor	The number of uncolored packets and octets, as determined by the SAP ingress QoS policy, offered by the Pchip to the Qchip.
Dro. HiPrio	The number of high priority packets and octets, as determined by the SAP ingress QoS policy, dropped by the Qchip due to: MBS exceeded, buffer pool limit exceeded, etc.
Dro. LowPrio	The number of low priority packets and octets, as determined by the SAP ingress QoS policy, dropped by the Qchip due to: MBS exceeded, buffer pool limit exceeded, etc.

Label	Description
For. InProf	The number of in-profile packets and octets (rate below CIR) forwarded by the ingress Qchip.
For. OutProf	The number of out-of-profile packets and octets discarded by the egress Qchip due to MBS exceeded, buffer pool limit exceeded, etc.
Dro. InProf	The number of in-profile packets and octets discarded by the egress Qchip due to MBS exceeded, buffer pool limit exceeded, etc.
Dro. OutProf	The number of out-of-profile packets and octets discarded by the egress Qchip due to MBS exceeded, buffer pool limit exceeded, etc.
For. InProf	The number of in-profile packets and octets (rate below CIR) forwarded by the egress Qchip.
For. OutProf	The number of out-of-profile packets and octets (rate above CIR) forwarded by the egress Qchip.
Ingress TD Profile	The profile ID applied to the ingress SAP.
Egress TD Profile	The profile ID applied to the egress SAP.
Alarm Cell Handling	The indication that OAM cells are being processed.
AAL-5 Encap	The AAL-5 encapsulation type.
Mult Svc Site	Specifies the customer's multiservice site name.
I. Sched Pol	The ingress scheduler policy applied to the customer's multiservice site.
E. Sched Pol	The egress scheduler policy applied to the customer's multiservice site.
HW Agg Shaper Q Set	Whether the hardware aggregate shaper queue sets are in use.
HW Add Shpr QSet Sz	The size of the hardware aggregate shaper queue set.
HW Agg Shpr In-Use	Whether hardware aggregate shapers are in use.
LLF Admin State	Displays the Link Loss Forwarding administrative state.
LLF Oper State	Displays the Link Loss Forwarding operational state.
pw-port	pw-id[:qtag1[.qtag2]] pw-id[:qtag1[.qtag2]] pw-2:1.1

The following is an example of distributed CPU Protection Policer Output information.

[Table 426: Show Distributed CPU Protection Policer Output Fields](#) describes distributed CPU Protection Policer output fields.

Sample Output

```
*A:nodeA# show service id 33 sap 1/1/3:33 dist-cpu-protection detail
=====
```

```
Service Access Points(SAP) 1/1/3:33
=====
Distributed CPU Protection Policy : test1
-----
Statistics/Policer-State Information
=====
-----
Static Policer
-----
Policer-Name      : arp
Card/FP           : 1/1           Policer-State      : Conform
Protocols Mapped  : arp
Exceed-Count      : 0
Detec. Time Remain : 0 seconds    Hold-Down Remain.  : none
Operational (adapted) rate parameters:
  Oper. Packets    : 5 ppi         Oper. Within        : 8 seconds
  Oper. Initial Delay: 6 packets
  Oper. Depth      : 0 packets

Policer-Name      : dhcp
Card/FP           : 1/1           Policer-State      : Conform
Protocols Mapped  : dhcp
Exceed-Count      : 0
Detec. Time Remain : 0 seconds    Hold-Down Remain.  : none
Operational (adapted) rate parameters:
  Oper. Kbps       : 2343 kbps     Oper. MBS           : 240 kilobytes
  Oper. Depth      : 0 bytes

... (snip)

*A:nodaA# show service id 33 sap 1/1/3:34 dist-cpu-protection detail
=====
Service Access Points(SAP) 1/1/3:34
=====
Distributed CPU Protection Policy : test2
-----
Statistics/Policer-State Information
=====
-----
Static Policer
-----
No entries found
-----
Local-Monitoring Policer
-----
Policer-Name      : my-local-mon1
Card/FP           : 1/1           Policer-State      : conform
Protocols Mapped  : arp, pppoe-pppoa
Exceed-Count      : 0
All Dyn-Plcr Alloc. : False
Operational (adapted) rate parameters:
  Oper. Packets    : 10 ppi        Oper. Within        : 8 seconds
  Oper. Initial Delay: 8 packets
  Oper. Depth      : 0 packets

Dynamic-Policer (Protocol)
-----
Protocol(Dyn-Plcr) : arp
Card/FP           : 1/1           Protocol-State      : not-applicable
Exceed-Count      : 0
Detec. Time Remain : 0 seconds    Hold-Down Remain.  : none
Dyn-Policer Alloc. : False
Operational (adapted) rate parameters: unknown
```

```

Protocol(Dyn-Plcr) : pppoe-pppoa
Card/FP           : 1/1           Protocol-State      : not-applicable
Exceed-Count      : 0
Detec. Time Remain : 0 seconds    Hold-Down Remain.  : none
Dyn-Policer Alloc. : False
Operational (adapted) rate parameters: unknown
-----
  
```

Table 426: Show Distributed CPU Protection Policer Output Fields

Label	Description
Distributed CPU Protection Policy	The DCP policy assigned to the object.
Policer-Name	The configured name of the static policer
Card/FP	The card and FP identifier. FP identifies the instance of the FP (FastPath) chipset. Some cards have a single FP (for example, IOM3-XP-3) and some cards can contain multiple FPs (for example, an XCM can house multiple FPs via its two XMA's).
Policer-State	The state of the policer with the following potential values: Exceed — The policer has been detected as not conforming to the associated DCP policy parameters (for example, packets exceeded the configured rate and the DCP polling process identified this occurrence) Conform — The policer has been detected as conforming to the associated DCP policy parameters (rate) not-applicable — Newly-created policers or policers that are not currently instantiated. This includes policers configured on line cards that are not in service.
Protocols Mapped	A list of protocols that are configured to map to the particular policer.
Oper. xyz fields	The actual hardware may not be able to perfectly rate limit to the exact configured rate parameters in a DCP policy. In this case the configured rate parameters will be adapted to the closest supported rate. These adapted operational values are displayed in CLI when the detail keyword is included in the show command. The adapted Oper. parameters are only applicable if the policer is instantiated (for example, if the associated forwarding plane is operational, or for an interface if there is a physical port configured for the interface, or if the dynamic policers are allocated), otherwise values of 0 kb/s, and so on, are displayed. Oper. Kbps - The adapted "kilobits-per-second" value for DCP "kbps" rates

Label	Description
	Oper. MBS - The adapted "mbs size" value for DCP "kpbs" rates
	Oper. Depth - The calculated policer bucket depth in packets (for DCP "packets" rates) or in bytes (for DCP "kpbs" rates)
	Oper. Packets - The adapted "ppi" value for DCP "packets" rates
	Oper. Within - The adapted "within seconds" value for DCP "packets" rates
	Oper. Init. Delay - The adapted "initial-delay packets" value for DCP "packets" rates
Exceed-Count	The count of packets exceeding the policing parameters since the given policer was previously declared as conforming or newly-instantiated. This counter has the same behavior as the exceed counter in the DCP the log events, they are baselined (reset) when the policer transitions to conforming.
Detec. Time Remain	The remaining time in the detection-time countdown during which a policer in the exceed state is being monitored to see if it conforms again.
Hold-Down Remain	The remaining time in the hold-down countdown during which a policer is treating all packets as exceeding.
All Dyn-Plcr Alloc.	Indicates that all the dynamic enforcement policers have been allocated and instantiated for a given local-monitor.
Dyn-Policer Alloc.	Indicates that a dynamic policer has been instantiated.

sap

Syntax

sap *sap-id* {all | counters | stp | l2pt | mrp}

Context

[\[Tree\]](#) (clear>service>statistics>id sap)

Full Context

clear service statistics id sap

Description

This command clears statistics for the SAP.

Parameters

sap-id

The SAP ID for which to clear statistics

all

Clears all queue statistics and STP statistics associated with the SAP

counters

Clears all queue statistics associated with the SAP

stp

Clears all STP statistics associated with the SAP

l2pt

Clears all L2PT statistics associated with the SAP

mrp

Clears all MRP statistics associated with the SAP

Platforms

All

sap

Syntax

sap *sap-id*

Context

[\[Tree\]](#) (clear>service>id sap)

Full Context

clear service id sap

Description

This command clears information for the specified SAP.

Parameters

sap-id

Specifies the physical port identifier portion of the SAP definition

Platforms

All

sap

Syntax

```
sap sap-id {all | cem | counters | stp | l2pt | mrp}  
sap sap-id encap-group group-name [member encap-id]
```

Context

[\[Tree\]](#) (clear>service>statistics sap)

Full Context

```
clear service statistics sap
```

Description

This command clears SAP statistics for a SAP.

Parameters

sap-id

Specifies the physical port identifier portion of the SAP definition.

all

Clears all SAP queue statistics and STP statistics.

counters

Clears all queue statistics associated with the SAP.

stp

Clears all STP statistics associated with the SAP.

l2pt

Clears all L2PT statistics associated with the SAP.

mrp

Clears all MRP statistics associated with the SAP.

group-name

Specifies the group name, up to 32 characters.

encap-id

Specifies the encapsulation ID.

Values 0 to 16777215

Platforms

All

sap

Syntax

```
sap [sap-id] [level level] [primary-vlan-enabled vlan-id]  
sap port port-id [level level] [primary-vlan-enabled vlan-id]
```

Context

[\[Tree\]](#) (show>eth-cfm>mip-instantiation sap)

Full Context

```
show eth-cfm mip-instantiation sap
```

Description

This command displays MIP creation information for SAPs.

Parameters

sap-id

Specifies the physical port identifier portion of the SAP definition.

level

Specifies the MIP instantiation level.

Values 0 to 7

vlan-id

Specifies the VLAN ID to display.

Values 1 to 4094, or all

port-id

Specifies the port ID.

Platforms

7450 ESS, 7750 SR, 7750 SR-a, 7750 SR-e, 7750 SR-s, 7950 XRS

sap

Syntax

```
sap sap-id [{ingress | egress}] [{detail | root-detail | thresholds | priority-info | depth}] [port port-id] [  
  arbiter {name | root }]
```

Context

[\[Tree\]](#) (show>qos>policer-hierarchy sap)

Full Context

```
show qos policer-hierarchy sap
```

Description

This command displays information about the policer hierarchy per SAP.

Parameters

sap-id

Displays information about the specified SAP.

ingress

Displays ingress SAP information.

egress

Displays egress SAP information.

detail

Displays detailed information.

root-detail

Displays detailed information about the arbiter root.

thresholds

Displays the threshold, parenting, rate, and traffic information related to a policer.

priority-info

Displays the threshold information related to the root arbiter.

depth

Displays the bucket depth, parenting, rate, and traffic information related to a policer.

port-id

Displays information about the specified port.

Values *slot/mda/port[.channel]*

name

Displays information about the name of the QoS arbiter.

root

Displays information about the arbiter root.

Platforms

7450 ESS, 7750 SR, 7750 SR-e, 7750 SR-s, 7950 XRS, VSR

Output

The following output is an example of SAP policer hierarchy information.

Sample Output

```
*A:PE-1# show qos policer-hierarchy sap 1/1/3:1
=====
Policer Hierarchy - Sap 1/1/3:1
```



```
=====
Ingress Policer Control Policy : cfhp-1
Egress Policer Control Policy :
-----
root (Ing)
|
| slot(1)
|   Profile-preferred:Disabled
|
|--(A) : a3 (Sap 1/1/3:1)
|
|   |--(P) : Policer 1->1/1/3:1->4
|   |
|   |   [Level 2 Weight 25]
|   |   Assigned PIR:60000      Offered:0
|   |   Consumed:0
|   |
|   |   Assigned FIR:15000
|   |
|   |--(P) : Policer 1->1/1/3:1->3
|   |
|   |   [Level 2 Weight 25]
|   |   Assigned PIR:60000      Offered:0
|   |   Consumed:0
|   |
|   |   Assigned FIR:15000
|   |
|   |--(P) : Policer 1->1/1/3:1->2
|   |
|   |   [Level 2 Weight 50]
|   |   Assigned PIR:60000      Offered:0
|   |   Consumed:0
|   |
|   |   Assigned FIR:30000
|   |
|   |--(P) : Policer 1->1/1/3:1->5
|   |
|   |   [Level 5 Weight 1]
|   |   Assigned PIR:10000      Offered:0
|   |   Consumed:0
|   |
|   |   Assigned FIR:10000
|   |
|   |--(P) : Policer 1->1/1/3:1->1
|   |
|   |   [Level 1 Weight 1]
|   |   Assigned PIR:100000     Offered:0
|   |   Consumed:0
|   |
|   |   Assigned FIR:100000
|   |
|
| root (Egr)
|
| No Active Members Found on slot 1
|
=====
*A:PE-1#

*A:PE-1# show qos policer-hierarchy sap 1/1/3:1 detail
=====
Policer Hierarchy - Sap 1/1/3:1
=====
Ingress Policer Control Policy : cfhp-1
Egress Policer Control Policy :
-----
```

```
Legend :
(*) real-time dynamic value
(w) Wire rates
-----
root (Ing)
|
| slot(1)
|   Profile-preferred:Disabled
|   MaxPIR:100000
|   ConsumedByChildren:0
|   OperPIR:100000   OperFIR:100000
|
|   DepthPIR:0 bytes
|   Priority 8
|     Oper Thresh Unfair:17408   Oper Thresh Fair:25600
|     Association count:0
|   Priority 7
|     Oper Thresh Unfair:17408   Oper Thresh Fair:25600
|     Association count:0
|   Priority 6
|     Oper Thresh Unfair:17408   Oper Thresh Fair:25600
|     Association count:0
|   Priority 5
|     Oper Thresh Unfair:17408   Oper Thresh Fair:25600
|     Association count:1
|   Priority 4
|     Oper Thresh Unfair:9728    Oper Thresh Fair:17408
|     Association count:0
|   Priority 3
|     Oper Thresh Unfair:9728    Oper Thresh Fair:17408
|     Association count:3
|   Priority 2
|     Oper Thresh Unfair:0       Oper Thresh Fair:8192
|     Association count:0
|   Priority 1
|     Oper Thresh Unfair:0       Oper Thresh Fair:8192
|     Association count:1
|
|--(A) : a3 (Sap 1/1/3:1)
|   MaxPIR:60000
|   ConsumedByChildren:0
|   OperPIR:60000   OperFIR:60000
|
|   [Level 3 Weight 1]
|   Assigned PIR:60000   Offered:0
|   Consumed:0
|
|   Assigned FIR:60000
|
|--(P) : Policer 1->1/1/3:1->4
|   MaxPIR:60000   MaxCIR:20000
|   CBS:25600     MBS:77824
|   HiPrio:0
|   Depth:0
|
|   OperPIR:60000   OperCIR:20000
|   OperFIR:15000
|   PacketByteOffset:0
|   StatMode: offered-total-cir
|
|   [Level 2 Weight 25]
|   Assigned PIR:60000   Offered:0
|   Consumed:0
```

```
| | Assigned FIR:15000
| |
| | --(P) : Policer 1->1/1/3:1->3
| | MaxPIR:60000      MaxCIR:20000
| | CBS:25600        MBS:77824
| | HiPrio:0
| | Depth:0
| |
| | OperPIR:60000      OperCIR:20000
| | OperFIR:15000
| | PacketByteOffset:0
| | StatMode: offered-total-cir
| |
| | [Level 2 Weight 25]
| | Assigned PIR:60000      Offered:0
| | Consumed:0
| |
| | Assigned FIR:15000
| |
| | --(P) : Policer 1->1/1/3:1->2
| | MaxPIR:60000      MaxCIR:20000
| | CBS:25600        MBS:77824
| | HiPrio:0
| | Depth:0
| |
| | OperPIR:60000      OperCIR:20000
| | OperFIR:30000
| | PacketByteOffset:0
| | StatMode: offered-total-cir
| |
| | [Level 2 Weight 50]
| | Assigned PIR:60000      Offered:0
| | Consumed:0
| |
| | Assigned FIR:30000
| |
| | --(P) : Policer 1->1/1/3:1->5
| | MaxPIR:10000      MaxCIR:10000
| | CBS:12800        MBS:12800
| | HiPrio:0
| | Depth:0
| |
| | OperPIR:10000      OperCIR:10000
| | OperFIR:10000
| | PacketByteOffset:0
| | StatMode: offered-total-cir
| |
| | [Level 5 Weight 1]
| | Assigned PIR:10000      Offered:0
| | Consumed:0
| |
| | Assigned FIR:10000
| |
| | --(P) : Policer 1->1/1/3:1->1
| | MaxPIR:100000     MaxCIR:0
| | CBS:0            MBS:126976
| | HiPrio:0
| | Depth:0
| |
| | OperPIR:100000     OperCIR:0
| | OperFIR:100000
| | PacketByteOffset:0
| | StatMode: offered-total-cir
```

```

|      | [Level 1 Weight 1]
|      | Assigned PIR:100000   Offered:0
|      | Consumed:0
|      |
|      | Assigned FIR:100000
|      |
|      | root (Egr)
|      |
|      | No Active Members Found on slot 1
|      |
|====|
|*A:PE-1#
  
```

Table 427: Show QoS Policer Hierarchy SAP Output Fields

Label	Description
Policer Hierarchy - SAP	Displays the SAP ID
slot	Displays the slot number
(A)	An arbiter, an object that is configured in the policy
a3	Displays the name of the arbiter
(P)	Displays the policer name
[Level X Weight XX]	Displays the CIR level and weight configured in the policy
Assigned PIR	Displays the assigned PIR value
Offered	Displays the Offered PIR value
Consumed	Displays the amount of bandwidth consumed by the policer
Assigned FIR	Displays the assigned FIR based on weights of individual policers and the offered traffic

sap

Syntax

sap *sap-id* [**scheduler** *scheduler-name*] [{**ingress** | **egress**}] [**detail**]

sap *sap-id* **encap-group** *group-name* [**scheduler** *scheduler-name*] [**member** *encap-id*] [**detail**]

Context

[\[Tree\]](#) (show>qos>scheduler-hierarchy sap)

Full Context

show qos scheduler-hierarchy sap

Description

This command displays the scheduler hierarchy per SAP.

Parameters

sap-id

Specifies the SAP assigned to the service.

Values The following values apply to the 7750 SR and 7950 XRS:

<i>sap-id</i>	null	[<i>port-id</i> <i>lag-id</i>]
	dot1q	[<i>port-id</i> <i>lag-id</i>]: <i>qtag1</i>
	qinq	[<i>port-id</i> <i>bundle-id</i> <i>bpgrp-id</i> <i>lag-id</i>]: <i>qtag1.qtag2</i>
	<i>port-id</i>	<i>slot/mda/port</i> [. <i>channel</i>] <i>esat-id/slot/</i> <i>port</i> <i>esat</i> keyword <i>id</i> 1 to 20 <i>pxc-id.sub-port</i> <i>pxc</i> keyword <i>id</i> 1 to 64 <i>sub-port</i> a, b
	<i>lag-id</i>	<i>lag-id</i> <i>lag</i> keyword <i>id</i> 1 to 800
	<i>qtag1</i>	0 to 4094
	<i>qtag2</i>	*, 0 to 4094

Values The following values apply to the 7750 SR only:

<i>sap-id</i>	null	[<i>port-id</i> <i>bundle-id</i> <i>bpgrp-id</i> <i>lag-id</i> <i>aps-id</i>]
	dot1q	[<i>port-id</i> <i>bundle-id</i> <i>bpgrp-id</i> <i>lag-id</i> <i>aps-id</i>]: <i>qtag1</i>
	qinq	[<i>port-id</i> <i>bundle-id</i> <i>bpgrp-id</i> <i>lag-id</i>]: <i>qtag1.qtag2</i>
	atm	[<i>port-id</i> <i>aps-id</i>][: <i>vpi/vci</i> <i>vpi</i> <i>vpi1.vpi2</i>]
	frame	[<i>port-id</i> <i>aps-id</i>]: <i>dlci</i>

cisco-hdlc	<i>slot/mda/port.channel</i>
cem	<i>slot/mda/port.channel</i>
ima-grp	<i>[bundle-id[:vpi/vci vpi vpi1.vpi2]</i>
port-id	<i>slot/mda/port[.channel]</i>
bundle-id	<i>bundle-type-slot/mda.bundle-num</i>
	bundle keyword
	type ima, fr, ppp
	bundle-num 1 to 336
bpgrp-id	<i>bpgrp-type-bpgrp-num</i>
	bpgrp keyword
	type ima, ppp
	bpgrp-num 1 to 2000
aps-id	<i>aps-group-id[.channel]</i>
	aps keyword
	group-id 1 to 64
ccag-id	<i>ccag-id.path-id[cc-type]:cc-id</i>
	ccag keyword
	id 1 to 8
	path-id a, b
	cc-type .sap-net, .net-sap
	cc-id 0 to 4094
lag-id	lag-id
	lag keyword
	id 1 to 800
qtag1	0 to 4094
qtag2	*, 0 to 4094
vpi	NNI: 0 to 4095
	UNI: 0 to 255
vci	1, 2, 5 to 65535
dlci	16 to 1022
ipsec-id	<i>ipsec-id.[private public]:tag</i>

ipsec	keyword
id	1 to 4
tag	0 to 4094

Values The following values apply to the 7450 ESS only:

<i>sap-id</i>	null	[<i>port-id</i> <i>lag-id</i>]
dot1q		[<i>port-id</i> <i>lag-id</i>]: <i>qtag1</i>
qinq		[<i>port-id</i> <i>lag-id</i>]: <i>qtag1.qtag2</i>
frame		[<i>port-id</i>]: <i>dlci</i>
port-id		slot/mda/port[.channel]
aps-id		aps-group-id[.channel]
	aps	keyword
	group-id	1 to 64
ccag-id		ccag-id.path-id[cc-type]:cc-id
	ccag	keyword
	id	1 to 8
	path-id	a, b
	cc-type	.sap-net, .net-sap
	cc-id	0 to 4094
lag-id		lag-id
	lag	keyword
	id	1 to 800
qtag1		0. to 4094
qtag2		*, 0 to 4094
dlci		16 to 1022

scheduler-name

The unique scheduler name created in the context of the scheduler policy

ingress

The keyword to display ingress SAP scheduler stats.

egress

The keyword to display egress SAP scheduler stats.

group-name

Specifies the name of the encap-group and can be up to 32 ASCII characters.

encap-id

Specifies the value of the single encap-id.

Values 1 to 16777215

detail

Displays detailed information.

Platforms

All

Output

The following output is an example of SAP scheduler hierarchy information, and [Table 428: Show QoS Scheduler-Hierarchy SAP Output Fields](#) describes the SAP scheduler hierarchy fields.

Sample Output

```

=====
*A:Dut-A>config>service# show qos scheduler-hierarchy sap lag-1:1 ingress detail
=====
Scheduler Hierarchy - Sap lag-1:1
=====
Ingress Scheduler Policy: sched1
-----
Legend :
(*)      real-time dynamic value
(otw)   on-the-wire rates
(lmotw) last-mile-on-the-wire rates
B       Bytes
-----
Root (Ing)
|
| slot(1)
|
|--(S) : sch1
|      AdminPIR:max                AdminCIR:0 kbps(sum)
|      Limit Unused Bandwidth: disabled
|
|      [Within CIR Level 0 Weight 0]
|      Assigned:0 kbps    Offered:0 kbps
|      Consumed:0 kbps
|
|      [Above CIR Level 0 Weight 0]
|      Assigned:0 kbps    Offered:0 kbps
|      Consumed:0 kbps
|
|      TotalConsumed:0 kbps
|      OperPIR:max
|
|      [As Parent]
|      Rate:max
|      ConsumedByChildren:0 kbps
|
|--(P) : 1->lag-1:1(1/1/c1/1)->2
|      AdminPIR:max                AdminCIR:0 kbps
|      Parent Limit Unused Bandwidth: not-found
|      CBS:0 B                    MBS:8589934592 B

```



```
Depth:0 B
Low Drop Tail:0 B

[Within CIR Level 0 Weight 1]
Assigned:0 kbps    Offered:0 kbps
Consumed:0 kbps

[Above CIR Level 1 Weight 1]
Assigned:max      Offered:0 kbps
Consumed:0 kbps
TotalConsumed:0 kbps
OperPIR:max      OperCIR:0 kbps

PktByteOffset:add 0*
OnTheWireRates:false
ATMOnTheWireRates:false
LastMileOnTheWireRates:false

--(S) : Tier0Ingress:1->lag-1:1->1
AdminPIR:10000000 kbps    AdminCIR:0 kbps
AdminFIR:0 kbps
Parent Limit Unused Bandwidth: not-found

[Within CIR Level 0 Weight 1]
Assigned:0 kbps    Offered:0 kbps
Consumed:0 kbps

[Above CIR Level 1 Weight 1]
Assigned:10000000 kbps Offered:0 kbps
Consumed:0 kbps

TotalConsumed:0 kbps
OperPIR:10000000 kbps

[As Parent]
OperPIR:10000000 kbps OperCIR:0 kbps
OperFIR:0 kbps
ConsumedByChildren:0 kbps

--(Q) : 1->lag-1:1(1/1/c1/1)->1 1:1/1
AdminPIR:10000000 kbps AdminCIR:0 kbps
Parent Limit Unused Bandwidth: not-found
CBS:0 B
MBS:12582912 B
Depth:0 B
HighPlus Drop Tail:12582912 B
High Drop Tail:12582912 B
Low Drop Tail:11272192 B
Exceed Drop Tail:9961472 B

[CIR Weight 1]
Assigned:0 kbps    Offered:0 kbps
Consumed:0 kbps

[PIR Weight 1]
Assigned:10000000 kbps Offered:0 kbps
Consumed:0 kbps
OperPIR:max      OperCIR:0 kbps

OperFIR:0 kbps

PktByteOffset:add 0*
OnTheWireRates:false
ATMOnTheWireRates:false
```

```
| | | | LastMileOnTheWireRates:false  
  
=====
```

*A:PE# show qos scheduler-hierarchy sap 1/1/1:1 egress detail

```
=====
```

Scheduler Hierarchy - Sap 1/1/1:1

```
=====
```

Egress Scheduler Policy : sp1

```
-----
```

Legend :
(*) real-time dynamic value
(w) Wire rates
B Bytes

```
-----
```

```
Root (Egr)  
| slot(1)  
|--(S) : s1  
| | AdminPIR:200000 AdminCIR:10000(sum)  
| | Limit Unused Bandwidth: disabled  
  
| | [Within CIR Level 0 Weight 0]  
| | Assigned:0 Offered:0  
| | Consumed:0  
  
| | [Above CIR Level 0 Weight 0]  
| | Assigned:0 Offered:0  
| | Consumed:0  
  
| | TotalConsumed:0  
| | OperPIR:200000  
  
| | [As Parent]  
| | Rate:200000  
| | ConsumedByChildren:0  
  
|--(Q) : 1->1/1/1:1->1  
| | AdminPIR:10000 AdminCIR:10000  
| | Parent Limit Unused Bandwidth: not-found  
| | CBS:15360 B  
| | MBS:66048 B  
| | Depth:0 B  
| | HighPlus Drop Tail:66048 B  
| | High Drop Tail:66048 B  
| | Low Drop Tail:58368 B  
| | Exceed Drop Tail:52224 B  
  
| | [Within CIR Level 6 Weight 1]  
| | Assigned:10000 Offered:0  
| | Consumed:0  
  
| | [Above CIR Level 6 Weight 1]  
| | Assigned:10000 Offered:0  
| | Consumed:0  
  
| | TotalConsumed:0  
| | OperPIR:10000 OperCIR:10000
```

```

| | | PktByteOffset:add 0*
| | | OnTheWireRates:false
| | | ATMOnTheWireRates:false
| | | LastMileOnTheWireRates:false
|
=====

```

Table 428: Show QoS Scheduler-Hierarchy SAP Output Fields

Label	Description
Admin CIR/PIR	Specifies the configured value of CIR/PIR.
Assigned CIR/PIR	Specifies the PIR/CIR rate given to a member by that parent level.
Offered CIR/PIR	Specifies the offered load on that member.
Consumed CIR/PIR	Specifies the amount of scheduler bandwidth used by this member.
S	Displays the scheduler name and information.
Q	Displays the queue ID and information.
P	Displays the policer ID and information.

sap

Syntax

sap *sap-id* [**scheduler** *scheduler-name*] [{**ingress** | **egress**}]

sap *sap-id* **encap-group** *group-name* [**scheduler** *scheduler-name*] [**member** *encap-id*]

Context

[Tree] (show>qos>scheduler-stats sap)

Full Context

show qos scheduler-stats sap

Description

This command displays information about the scheduler stats per SAP.

Parameters

sap-id

Displays information about the SAP and encapsulation value used to identify the SAP.

Values The following values apply to the 7750 SR and 7950 XRS:

<i>sap-id</i>	null	[<i>port-id</i> <i>lag-id</i>]
dot1q		[<i>port-id</i> <i>lag-id</i>]: <i>qtag1</i>
qinq		[<i>port-id</i> <i>lag-id</i>]: <i>qtag1.qtag2</i>
lag-id	lag-id	
	lag	keyword
	id	1 to 800
qtag1		0 to 4094
qtag2		*, 0 to 4094
vpi	NNI: 0 to 4095	
	UNI: 0 to 255	
vci		1, 2, 5 to 65535
dlci		16 to 1022
ipsec-id	ipsec- <i>id</i> .	[private public]: <i>tag</i>
	ipsec	keyword
	id	1 to 4
	tag	0 to 4094

Values The following values apply to the 7750 SR only:

<i>sap-id</i>	null	[<i>port-id</i> <i>bundle-id</i> <i>bpgrp-id</i> <i>lag-id</i> <i>aps-id</i>]
dot1q		[<i>port-id</i> <i>bundle-id</i> <i>bpgrp-id</i> <i>lag-id</i> <i>aps-id</i>]: <i>qtag1</i>
qinq		[<i>port-id</i> <i>bundle-id</i> <i>bpgrp-id</i> <i>lag-id</i>]: <i>qtag1.qtag2</i>
atm		[<i>port-id</i> <i>aps-id</i>]:[<i>vpi/vci</i> <i>vpi</i> <i>vpi1.vpi2</i>]
frame		[<i>port-id</i> <i>aps-id</i>]: <i>dlci</i>
cisco-hdlc		<i>slot/mda/port.channel</i>
cem		<i>slot/mda/port.channel</i>
ima-grp		[<i>bundle-id</i>]:[<i>vpi/vci</i> <i>vpi</i> <i>vpi1.vpi2</i>]
port-id		<i>slot/mda/port</i> [<i>.channel</i>]
bundle-id	bundle- <i>type</i> - <i>slot/mda.bundle-num</i>	
	bundle	keyword

	type	ima, fr, ppp
	bundle-num	1 to 336
bpgrp-id	<i>bpgrp-type-bpgrp-num</i>	
	bpgrp	keyword
	type	ima, ppp
	bpgrp-num	1 to 2000
aps-id	<i>aps-group-id[.channel]</i>	
	aps	keyword
	group-id	1 to 64
ccag-id	<i>ccag-id.path-id[cc-type]:cc-id</i>	
	ccag	keyword
	id	1 to 8
	path-id	a, b
	cc-type	.sap-net, .net-sap
	cc-id	0 to 4094
eth-tunnel	<i>eth-tunnel-id[:eth-tun-sap-id]</i>	
	id:	1 to 1024
	eth-tun-sap-id	0 to 4094
lag-id	lag-id	
	lag	keyword
	id	1 to 800
qtag1	0 to 4094	
qtag2	*, 0 to 4094	
vpi	NNI: 0 to 4095	
	UNI: 0 to 255	
vci	1, 2, 5 to 65535	
dlci	16 to 1022	
ipsec-id	<i>ipsec-id.[private public]:tag</i>	

Values The following values apply to the 7450 ESS:

<i>sap-id</i>	null	[<i>port-id</i> <i>lag-id</i>]
	dot1q	[<i>port-id</i> <i>lag-id</i>]: <i>qtag1</i>
	qinq	[<i>port-id</i> <i>lag-id</i>]: <i>qtag1.qtag2</i>
	frame	[<i>port-id</i>]: <i>dlci</i>
	port-id	slot/mda/port[.channel]
	aps-id	aps-group-id[.channel]
	aps	keyword
	<i>group-id</i>	1 to 64
	ccag-id	ccag-id.path-id[cc-type]:cc-id
	ccag	keyword
	<i>id</i>	1 to 8
	<i>path-id</i>	a, b]
	<i>cc-type</i>	.sap-net, .net-sap]
	<i>cc-id</i>	0 to 4094
	eth-tunnel	eth-tunnel-id[: <i>eth-tun-sap-id</i>]
	id:	1 to 1024
	eth-tun-sap-id	0 to 4094
	lag-id	lag-id
	lag	keyword
	<i>id</i>	1 to 800
	qtag1	0. to 4094
	qtag2	*, 0 to 4094
	dlci	16 to 1022

scheduler-name

Displays information about the specified schedule.

ingress

Display only the policy displayed on the ingress SAP.

egress

Display only the policy displayed on the egress SAP.

group-name

Specifies the name of the encap-group and can be up to 32 ASCII characters.

encap-id

Specifies the value of the single encap-id.

Values 1 to 16777215

Platforms

All

Output

The following output is an example of scheduler-stats SAP information, and [Table 429: Show QoS Scheduler-Stats SAP Output Fields](#) describes the scheduler-stats SAP fields.

Sample Output

```
A:ALA-12# show qos scheduler-stats sap 1/1/4.1:0
=====
Scheduler Stats
=====
Scheduler                Forwarded Packets      Forwarded Octets
-----
Ingress Schedulers
All_traffic                0                      0
NetworkControl            0                      0
Egress Schedulers
All_traffic                0                      0
Internet_be               0                      0
Internet_priority         0                      0
Internet_voice            0                      0
NetworkControl            0                      0
NonVoice                  0                      0
VPN_be                    0                      0
VPN_nc                    0                      0
VPN_priority              0                      0
VPN_reserved              0                      0
VPN_video                 0                      0
VPN_voice                 0                      0
Voice                     0                      0
=====
A:ALA-12#

A:ALA-12# show qos scheduler-stats sap 1/1/5:0 scheduler 1
=====
Scheduler Stats
=====
Scheduler                Forwarded Packets      Forwarded Octets
-----
Ingress Schedulers
No Matching Entries.
Egress Schedulers
No Matching Entries.
=====
A:ALA-12#

A:ALA-12# show qos scheduler-stats sap 1/1/4.1:0 scheduler All_traffic
=====
Scheduler Stats
=====
Scheduler                Forwarded Packets      Forwarded Octets
```

```

-----
Ingress Schedulers
All_traffic          0          0
Egress Schedulers
All_traffic          0          0
-----
A:ALA-12#

```

Table 429: Show QoS Scheduler-Stats SAP Output Fields

Label	Description
Scheduler	Displays the scheduler policy name.
Forwarded Packets	Displays the number of packets forwarded.
Forwarded Octet	Displays the number of octets forwarded.
Ingress Schedulers	Displays the egress scheduler name(s).
Egress Schedulers	Displays the ingress scheduler name(s).

sap

Syntax

sap *sap-id* [**egress**] [**detail**]

sap *sap-id* **encap-group** *group-name* [**member** *encap-id*] [**detail**]

Context

[\[Tree\]](#) (show>qos>agg-rate sap)

Full Context

show qos agg-rate sap

Description

This command displays the H-QoS aggregate rate limit per SAP or encap group.

Parameters

sap *sap-id*

The port number and encapsulation value used to identify the SAP.

Values	
null	[<i>port-id</i> <i>bundle-id</i> <i>bpgrp-id</i> <i>lag-id</i> <i>aps-id</i>]
dot1q	[<i>port-id</i> <i>bundle-id</i> <i>bpgrp-id</i> <i>lag-id</i> <i>aps-id</i>]: <i>qtag1</i>
qinq	[<i>port-id</i> <i>bundle-id</i> <i>bpgrp-id</i> <i>lag-id</i>]: <i>qtag1.qtag2</i>

atm	<i>[port-id aps-id][:vpi/vci vpi vpi1.vpi2 cp.conn-prof-id]</i>
	cp keyword
	conn-prof-id [1 to 8000]
frame	<i>[port-id aps-id]:dlci</i>
cisco-hdlc	<i>slot/mda/port.channel</i>
cem	<i>slot/mda/port.channel</i>
ima-grp	<i>[bundle-id][:vpi/vci vpi vpi1.vpi2 cp.conn-prof-id]</i>
	cp keyword
	conn-prof-id [1to8000]
port-id	<i>slot/mda/port[.channel]</i>
bundle-id	<i>bundle-type-slot/mda.bundle-num</i>
	bundle keyword
	type ima, fr, ppp
	bundle-num 1 to 336
bpgrp-id	<i>bpgrp-type-bpgrp-num</i>
	bpgrp keyword
	type ima, ppp
	bpgrp-num 1 to 2000
aps-id	<i>aps-group-id[.channel]</i>
	aps keyword
	group-id 1 to 64
ccag-id	<i>ccag-id.path-id[cc-type]:cc-id</i>
	ccag keyword
	id 1 to 8
	path-id a, b
	cc-type .sap-net, .net-sap
	cc-id 0 to 4094
eth-tunnel	<i>eth-tunnel-id[:eth-tun-sap-id]</i>
	id: 1 to 128
	eth-tun-sap-id 0 to 4094

lag-id	lag-id		
	lag	keyword	
	id	1 to 800	
pw-id	<i>pw-id</i>		
	pw	keyword	
	id	1 to 10239	
qtag1	0 to 4094		
qtag2	*, null, 0 to 4094		
vpi	NNI: 0 to 4095		
	UNI: 0 to 255		
vci	1, 2, 5 to 65535		
dlci	16 to 1022		
tunnel-id	tunnel- <i>id</i> . <i>[private public]:tag</i>		
	tunnel	keyword	
	id	1 to 16	
	tag	0 to 4094	

egress

Displays egress SAP customer scheduler stats.

group-name

Specifies the name of the encap-group and can be up to 32 ASCII characters.

encap-id

Specifies the value of the single encap-id.

Values 1 to 16777215

detail

Displays detailed information.

Platforms

All

Output

The following output is an example of H-QoS aggregate rate limit per SAP output, and [Table 430: Show H-QoS Aggregate Rate Limit per SAP Output Fields](#) describes the H-QoS aggregate rate limit per SAP fields.

Sample Output

```
*A:PE# show qos agg-rate sap 1/1/1:1 egress
```

```

=====
Aggregate Rate Information - Sap 1/1/1:1
=====
-----
Root (Egr)
| slot(1)
|   AdminRate           : 10000
|   OperRate            : 0
|   Limit Unused Bandwidth : disabled
|   OnTheWireRates      : false
|   LastMileOnTheWireRates : false
|
=====
*A:PE#
    
```

Table 430: Show H-QoS Aggregate Rate Limit per SAP Output Fields

Label	Description
AdminRate	Displays the configured aggregate rate in the subscriber profile.
OperRate	Displays the actual downstream rate.
Limit Unused Bandwidth	Indicates whether the limit-unused-bandwidth command is enabled to protect against exceeding the aggregated bandwidth
OnTheWireRates	Indicates whether the displayed rates are on-the-wire rates.
LastMileOnTheWireRates	Indicates whether the displayed rates are on-the-wire rates for the last mile only.

sap

Syntax

sap *sap-id* [**scheduler** *scheduler-name*] [{**ingress** | **egress**}]

Context

[Tree] (clear>qos>scheduler-stats sap)

Full Context

clear qos scheduler-stats sap

Description

This command clears scheduler statistics.

Parameters

sap-id

Specifies the SAP assigned to the service.

Values The following values apply to the 7750 SR and 7950 XRS:

null	<i>[port-id lag-id]</i>
dot1q	<i>[port-id lag-id]:qtag1</i>
qinq	<i>[port-id lag-id]:qtag1.qtag2</i>
atm	<i>[port-id aps-id]:vpi/vci vpi vpi1.vpi2]</i>
frame	<i>[port-id aps-id]:dlci</i>
cisco-hdlc	<i>slot/mda/port.channel</i>
cem	<i>slot/mda/port.channel</i>
ima-grp	<i>[bundle-id]:vpi/vci vpi vpi1.vpi2]</i>
port-id	<i>slot/mda/port[.channel]</i>
lag-id	lag-id
	lag keyword
	id 1 to 800
qtag1	0 to 4094
qtag2	*, 0 to 4094

Values The following values apply to the 7750 SR:

null	<i>[port-id bundle-id bpgrp-id lag-id aps-id]</i>
dot1q	<i>[port-id bundle-id bpgrp-id lag-id aps-id]:qtag1</i>
qinq	<i>[port-id bundle-id bpgrp-id lag-id]:qtag1.qtag2</i>
atm	<i>[port-id aps-id]:vpi/vci vpi vpi1.vpi2]</i>
frame	<i>[port-id aps-id]:dlci</i>
cisco-hdlc	<i>slot/mda/port.channel</i>
cem	<i>slot/mda/port.channel</i>
ima-grp	<i>[bundle-id]:vpi/vci vpi vpi1.vpi2]</i>
port-id	<i>slot/mda/port[.channel]</i>
bundle-id	<i>bundle-type-slot/mda.bundle-num</i>
	bundle keyword
	type ima, fr, ppp
	bundle-num 1 to 336

bgrp-id	<i>bgrp-type-bgrp-num</i>
	bgrp keyword
	type ima, ppp
	bgrp-num 1 to 2000
aps-id	<i>aps-group-id[channel]</i>
	aps keyword
	group-id 1 to 64
ccag-id	<i>ccag-id.path-id[cc-type]:cc-id</i>
	ccag keyword
	id 1 to 8
	path-id a, b
	cc-type .sap-net, .net-sap
	cc-id 0 to 4094
lag-id	lag-id
	lag keyword
	id 1 to 800
qtag1	0 to 4094
qtag2	*, 0 to 4094
vpi	NNI: 0 to 4095
	UNI: 0 to 255
vci	1, 2, 5 to 65535
dlci	16 to 1022
ipsec-id	<i>ipsec-id.[private public]:tag</i>
	ipsec keyword
	id 1 to 4
	tag 0 to 4094

Values The following values apply to the 7450 ESS:

null	<i>[port-id lag-id]</i>
dot1q	<i>[port-id lag-id]:qtag1</i>
qinq	<i>[port-id lag-id]:qtag1.qtag2</i>

frame	<i>[port-id]:dlci</i>
port-id	slot/mda/port[.channel]
aps-id	<i>aps-group-id[.channel]</i>
	aps keyword
	<i>group-id</i> 1 to 64
ccag-id	<i>ccag-id.path-id[cc-type]:cc-id</i>
	ccag keyword
	<i>id</i> 1 to 8
	<i>path-id</i> a, b
	<i>cc-type</i> .sap-net, .net-sap
	<i>cc-id</i> 0 to 4094
lag-id	<i>lag-id</i>
	lag keyword
	<i>id</i> 1 to 800
qtag1	0. to 4094
qtag2	*, 0 to 4094
dlci	16 to 1022

scheduler-name

Displays the scheduler name.

Values Valid names consist of any string up to 32 characters, composed of printable, 7-bit ASCII characters. If the string contains special characters (#, \$, spaces, etc.), the entire string must be enclosed within double quotes.

ingress

Display only the policy displayed on the ingress SAP.

egress

Display only the policy displayed on the egress SAP.

Platforms

All

sap

Syntax

sap *sap-id* **start** *mode* [**mac-swap**] [**mac** *ieee-address*] [**all**]

sap *sap-id* **stop**

Context

[\[Tree\]](#) (tools>perform>service>id>loopback>eth sap)

Full Context

tools perform service id loopback eth sap

Description

This command places and removes the specific SAP in loopback mode for reflecting Ethernet traffic back in the direction of the received stream. This is only applicable to Ethernet-based SAPs.

Parameters

sap-id

Specifies the SAP ID.

Values

null	<i>port-id</i> <i>lag-id</i>	
dot1q	{ <i>port-id</i> <i>lag-id</i> }: <i>qtag1</i> <i>cp-conn-prof-id</i>	
qinq	{ <i>port-id</i> <i>lag-id</i> }: <i>qtag1</i> <i>cp-conn-prof-id</i> }. <i>qtag2</i> <i>cp-conn-prof-id</i>	
	cp: keyword	
	<i>conn-prof-id</i> : 1..8000	
port-id	slot/mda/port [.channel]	
	eth-sat-id	esat-id/slot/port
		esat: keyword
		id: 1 to 20
	pxc-id	pxc-id.sub-port
		pxc pxc-id.sub-port
		pxc: keyword
		id: 1 to 64
		sub-port: a, b
lag-id	<i>lag-id</i>	
	lag: keyword	

```

                                id: 1..800
                                qtag1 0..4094
                                qtag2 * | null | 0..4094
  
```

start

Keyword that places the sap in loopback mode.

mode

Keywords that specify the location on the loopback in relation to the SAP.

Values **ingress** — Traffic arriving at the sap-ingress will be reflected back out the same SAP.

egress — Traffic arriving at the sap-egress will be reflected back into the service in the direction of the original source.

stop

Removes the SAP from loopback mode.

mac-swap

Enable source address and destination address swapping for the reflected packets when the arriving packet is unicast. Any broadcast and multicast packets arriving on a looped point will be dropped.

mac ieee-address

Optionally configures the source MAC address used in the reflected packet when the arriving packet is a broadcast or multicast. This does not apply to arriving unicast packets. 6-byte unicast mac-address in the form xx:xx:xx:xx:xx:xx or xx-xx-xx-xx-xx-xx.

all

Configured *ieee-address* is used as the source address for all reflected packets regardless of the arriving destination.

Platforms

All

sap

Syntax

sap *sap-id* [**arbiter** {**root** | *name*}] [**ingress** | **egress**] [**interval** *seconds*] [**repeat** *repeat*] [**absolute** | **rate**]

Context

[[Tree](#)] (monitor>qos>arbiter-stats sap)

Full Context

monitor qos arbiter-stats sap

Description

This command monitors arbiter statistics for a SAP.

Parameters

sap-id

Specifies the physical port identifier portion of the SAP definition.

name

Specifies the name of the policer control policy arbiter, up to 32 characters. This parameter is mandatory if the SAP resides on a LAG in adapt-qoslink or port-fair mode.

root

Specifies the arbiter to which this queue would be feeding.

ingress

Displays *scheduler-name* statistics applied on the ingress SAP.

egress

Displays *scheduler-name* statistics applied on the egress SAP.

seconds

Configures the interval for each display in seconds.

Values 11 to 60

Default 11 seconds

repeat

Configures the number of times the command is repeated.

Values 1 to 999

Default 10

absolute

Displays raw statistics, without processing. No calculations are performed on the delta or rate statistics.

rate

Displays rate-per-second for each statistic instead of the delta.

Platforms

7450 ESS, 7750 SR, 7750 SR-e, 7750 SR-s, 7950 XRS, VSR

sap

Syntax

```
sap sap-id [scheduler scheduler-name] [ingress | egress] [interval seconds] [repeat repeat] [absolute | rate]
```

Context

[Tree] (monitor>qos>scheduler-stats sap)

Full Context

monitor qos scheduler-stats sap

Description

Use this command to monitor scheduler statistics for a SAP at the configured interval until the configured count is reached.

The first screen displays the current statistics related to the specified SAP. The subsequent statistical information listed for each interval is displayed as a delta to the previous display.

When the keyword **rate** is specified, the rate-per-second for each statistic is displayed instead of the delta.

Monitor commands are similar to **show** commands but only statistical information displays. Monitor commands display the selected statistics according to the configured number of times at the interval specified.

Parameters

sap-id

Specifies the physical port identifier portion of the SAP definition.

scheduler-name

Specifies an existing *scheduler-name*, up to 32 characters. Scheduler names are configured in the **config>qos>scheduler-policy>tier level** context. This parameter is mandatory if the SAP resides on a LAG in adapt-qoslink or port-fair mode.

ingress

Displays *scheduler-name* statistics applied on the ingress SAP.

egress

Displays *scheduler-name* statistics applied on the egress SAP.

seconds

Configures the interval for each display in seconds.

Values 11 to 60

Default 11 seconds

repeat

Configures how many times the command is repeated.

Values 1 to 999

Default 10

absolute

Displays raw statistics, without processing. No calculations are performed on the delta or rate statistics.

rate

Displays rate-per-second for each statistic instead of the delta.

Platforms

All

sap

Syntax

sap *sap-id* [**interval** *seconds*] [**repeat** *repeat*] [**absolute** | **rate**]

sap *sap-id* **encap-group** *group-name* [**member** *encap-id*] [**interval** *seconds*] [**repeat** *repeat*] [**absolute** | **rate**]

Context

[Tree] (monitor>service>id sap)

Full Context

monitor service id sap

Description

This command monitors statistics for a SAP associated with this service.

This command displays statistics for a specific SAP, identified by the *port-id* and encapsulation value, at the configured interval until the configured count is reached.

The first screen displays the current statistics related to the SAP. The subsequent statistical information listed for each interval is displayed as a delta to the previous display. When the keyword **rate** is specified, the rate-per-second for each statistic is displayed instead of the delta.

Monitor commands are similar to **show** commands but only statistical information displays. Monitor commands display the selected statistics according to the configured number of times at the interval specified.

Parameters

sap-id

Specifies the physical port identifier portion of the SAP definition.

Values		
null	<i>port-id</i> <i>bundle-id</i> <i>bpgrp-id</i> <i>lag-id</i> <i>aps-id</i>	
dot1q	<i>port-id</i> <i>bundle-id</i> <i>bpgrp-id</i> <i>lag-id</i> <i>aps-id</i> <i>pw-id</i> :[qtag1 cp-conn-prof-id]	
qinq	<i>port-id</i> <i>bundle-id</i> <i>bpgrp-id</i> <i>lag-id</i> <i>pw-id</i> :[qtag1 cp-conn-prof-id].[qtag2 cp-conn-prof-id]	
	cp	keyword
	<i>conn-prof-id</i>	1 to 8000
atm	<i>port-id</i> <i>aps-id</i> [:vpi/vci vpi vpi1.vpi2 cp.conn-prof-id]	

	cp	keyword
	<i>conn-prof-id</i>	1 to 8000
frame	<i>port-id</i> <i>aps-id:dlci</i>	
cisco-hdlc	<i>slot/mda/port.channel</i>	
cem	<i>slot/mda/port.channel</i>	
ima-grp	bundle-id [:vpi/vci vpi vpi1.vpi2 cp.conn-prof-id]	
	cp	keyword
	<i>conn-prof-id</i>	1 to 8000
port-id	<i>slot/mda/port[.channel]</i> esat-id/slot/port pxc-id.sub-port	
bundle-id	bundle-type-slot/mda.-bundle-num	
	bundle	keyword
	<i>type</i>	ima fr ppp
	<i>bundle-num</i>	1 to 336
bpgrp-id	bpgrp-type-bpgrp-num	
	bgrp	keyword
	<i>type</i>	ima ppp
	<i>bgrp-num</i>	1 to 2000
aps-id	aps-group-id[.channel]	
	aps	keyword
	<i>group-id</i>	1 to 128
ccag-id	ccag-id.path-id[cc-type]:cc-id	
	ccag	keyword
	<i>id</i>	1 to 8
	<i>path-id</i>	a b
	<i>cc-type</i>	.sap-net .net-sap
	<i>cc-id</i>	1 to 4094
eth-tunnel	eth-tunnel-id[:eth-tun-sap-id]	
	<i>id</i>	1 to 1024

	<i>eth-tun-sap-id</i>	0 to 4094
lag-id	lag-id	
	lag	keyword
	<i>id</i>	1 to 800
pw-id	pw-id	
	pw	keyword
	<i>id</i>	1 to 10239
qtag1	* 0 to 4094	
qtag2	* null 0 to 4094	
vpi	0 to 4095 (NNI) 0 to 255 (UNI)	
vci	1 2 5 to 65535	
dlci	16 to 1022	
tunnel-id	tunnel-id.private <i>public:tag</i>	
	tunnel	keyword
	<i>id</i>	1 to 16
	<i>tag</i>	0 to 4094

port-id

Specifies the physical port ID in the *slot/mda/port*, **esat-id/slot/ port** or **pxc-id.sub-port** format.

If the card in the slot has XMAS/MDAs installed, the *port-id* must be in the *slot_number/MDA_number/port_number* format. For example, 6/2/3 specifies port 3 on XMA/MDA 2 in slot 6.

The *port-id* must reference a valid port type. When the *port-id* parameter represents SONET/SDH and TDM channels, the port ID must include the channel ID. A period "." separates the physical port from the *channel-id*. The port must be configured as an access port. Channels are supported on the 7750 SR.

If the SONET/SDH port is configured as clear-channel then only the port is specified.

bundle-id

Specifies the multilink bundle to be associated with this IP interface. The **bundle** keyword must be entered at the beginning of the parameter. This parameter applies to the 7750 SR.

The command syntax must be configured as follows:

bundle-id: **bundle-type-slot-id/mda-slot.bundle-num**

bundle-id value range: 1 to 128

For example:

```
*A:ALA-12>config# port bundle-ppp-5/1.1
*A:ALA-12>config>port# multilink-bundle
```

bpgrp-id

Specifies the bundle protection group ID to be associated with this IP interface. The **bpgrp** keyword must be entered at the beginning of the parameter. This parameter applies to the 7750 SR.

The command syntax must be configured as follows:

```
bpgrp-id:                bpgrp-type-bpgrp-num
type:                    ima
bpgrp-num value range:  1 to 1280
```

Example:

```
*A:ALA-12>config# port bpgrp-ima-1
*A:ALA-12>config>service>vpls$ sap bpgrp-ima-1
```

qtag1, qtag2

Specifies the encapsulation value used to identify the SAP on the port or sub-port. If this parameter is not specifically defined, the default value is 0.

Values	qtag1:	0 to 4094
	qtag2 :	* 0 to 4094

The values depends on the encapsulation type configured for the interface. [Table 431: qtag values by port and encapsulation type](#) describes the allowed values for the port and encapsulation types.

Table 431: qtag values by port and encapsulation type

Port Type	Encap-Type	Allowed Values	Comments
Ethernet	Null	0	The SAP is identified by the port.
Ethernet	Dot1q	0 to 4094	The SAP is identified by the 802.1Q tag on the port. Note that a 0 qtag1 value also accepts untagged packets on the dot1q port.
Ethernet	QinQ	qtag1: 0 to 4094 qtag2: 0 to 4094	The SAP is identified by two 802.1Q tags on the port. Note that a 0 qtag1 value also accepts untagged packets on the dot1q port.

Port Type	Encap-Type	Allowed Values	Comments
SONET/SDH	IPCP	—	The SAP is identified by the channel. No BCP is deployed and all traffic is IP.
SONET/SDH TDM	BCP-Null	0	The SAP is identified with a single service on the channel. Tags are assumed to be part of the customer packet and not a service delimiter.
SONET/SDH TDM	BCP-Dot1q	0 to 4094	The SAP is identified by the 802.1Q tag on the channel.
SONET/SDH TDM	Frame Relay	16 to 991	The SAP is identified by the data link connection identifier (DLCI).
SONET/SDH ATM	ATM	vpi (NNI) 0 to 4095 vpi (UNI) 0 to 255 vci 1, 2, 5 to 65535	The SAP is identified by port or by PVPC or PVCC identifier (vpi, vpi/vci, or vpi range).

group-name

Specifies the name of the encap group, up to 32 characters.

encap-id

Specifies the value of the encapsulation ID to be displayed.

Values 0 to 16777215

seconds

Configures the interval for each display, in seconds.

Values 11 to 60

Default 11

repeat

Configures how many times the command is repeated.

Values 1 to 999

Default 10

absolute

Displays absolute rate-per-second value for each statistic.

rate

Displays rate-per-second for each statistic instead of the delta.

Platforms

All

Output

The following output is an example of SAP information.

Sample Output

```
*A:cses-A13# monitor service id 88 sap 1/1/2:0
=====
Monitor statistics for Service 88 SAP 1/1/2:0
=====
-----
At time t = 0 sec (Base Statistics)
-----
-----
Sap Statistics
-----
Last Cleared Time      : N/A
                        Packets          Octets
Forwarding Engine Stats
Dropped                : 0              0
Off. HiPrio            : 0              0
Off. LowPrio           : 0              0
Off. Uncolor           : 0              0

Queueing Stats(Ingress QoS Policy 1)
Dro. HiPrio            : 0              0
Dro. LowPrio           : 0              0
For. InProf            : 0              0
For. OutProf           : 0              0

Queueing Stats(Egress QoS Policy 1)
Dro. InProf            : 0              0
Dro. OutProf           : 0              0
For. InProf            : 0              0
For. OutProf           : 0              0
-----
Sap per Queue Stats
-----
                        Packets          Octets

Ingress Queue 1 (Unicast) (Priority)
Off. HiPrio            : 0              0
Off. LoPrio            : 0              0
Dro. HiPrio            : 0              0
Dro. LoPrio           : 0              0
For. InProf            : 0              0
For. OutProf           : 0              0
```

sap

Syntax

sap sap-id [arbiter {name | root}] [ingress | egress]

Context

[Tree] (clear>qos>arbiter-stats sap)

Full Context

clear qos arbiter-stats sap

Description

This command clears the arbiter statistics per SAP.

Parameters

sap-id

Specifies the port ID portion of the SAP definition.

Values		
null	<i>port-id</i> <i>bundle-id</i> <i>bpgrp-id</i> <i>lag-id</i> <i>aps-id</i> eth-sat-id	
dot1q	<i>port-id</i> <i>bundle-id</i> <i>bpgrp-id</i> <i>lag-id</i> <i>aps-id</i> <i>pw-id</i> eth-sat-id:[qtag1] cp-conn-prof-id]	
qinq	<i>port-id</i> <i>bundle-id</i> <i>bpgrp-id</i> <i>lag-id</i> <i>pw-id</i> <i>eth-sat-id</i> :[qtag1 cp-conn-prof-id].[qtag2 cp-conn-prof-id]	
	cp	keyword
	<i>conn-prof-id</i>	1 to 8000
atm	<i>port-id</i> <i>aps-id</i> [:vpi/vci vpi vpi1.vpi2 cp.conn-prof-id]	
	cp	keyword
	<i>conn-prof-id</i>	1 to 8000
frame	<i>port-id</i> <i>aps-id</i> :dlci	
cisco-hdlc	<i>slot/mda/port.channel</i>	
cem	<i>slot/mda/port.channel</i>	
ima-grp	<i>bundle-id</i> [:vpi/vci vpi vpi1.vpi2 cp.conn-prof-id]	
	cp	keyword
	<i>conn-prof-id</i>	1 to 8000
port-id	<i>slot/mda/port</i> [.channel]	
bundle-id	bundle-type -slot/mda.- <i>bundle-num</i>	
	bundle	keyword
	<i>type</i>	ima fr ppp
	<i>bundle-num</i>	1 to 336
bpgrp-id	bpgrp-type - <i>bpgrp-num</i>	

	bgrp	keyword
	<i>type</i>	ima ppp
	<i>bgrp-num</i>	1 to 2000
aps-id	aps-group-id [.channel]	
	aps	keyword
	<i>group-id</i>	1 to 128
eth-tunnel	eth-tunnel-id [: <i>eth-tun-sap-id</i>]	
	<i>id</i>	1 to 1024
	<i>eth-tun-sap-id</i>	0 to 4094
lag-id	lag-id lag-string	
	lag	keyword
	<i>id</i>	1 to 800
	<i>string</i>	23 characters max.
pw-id	pw-id	
	pw	keyword
	<i>id</i>	1 to 32767
qtag1	null 0 to 4094	
qtag2	* null 0 to 4094	
vpi	0 to 4095 (NNI) 0 to 255 (UNI)	
vci	1 2 5 to 65535	
dlci	16 to 1022	
tunnel-id	tunnel-id . <i>private</i> <i>public:tag</i>	
	tunnel	keyword
	<i>id</i>	1 to 16
	<i>tag</i>	0 to 4094
eth-sat-id	esat-id / <i>slot</i> / <i>port</i>	
	esat	keyword
	<i>id</i>	1 to 20
pxc-id	pxc-id . <i>sub-port</i>	
	pxc	keyword

<i>id</i>	1 to 64
<i>sub-port</i>	a, b

name

Specifies the arbiter name, up to 32 characters.

root

Specifies the arbiter root, up to 32 characters.

Platforms

7450 ESS, 7750 SR, 7750 SR-e, 7750 SR-s, 7950 XRS, VSR

sap

Syntax

sap *sap-id* [*arbiter name* | *root*] [*ingress* | *egress*]

Context

[\[Tree\]](#) (show>qos>arbiter-stats sap)

Full Context

show qos arbiter-stats sap

Description

This command displays the arbiter statistics per SAP.

Parameters

sap-id

Specifies the SAP ID.

Values

null	<i>port-id</i> <i>bundle-id</i> <i>bpgrp-id</i> <i>lag-id</i> <i>aps-id</i> eth-sat-id
dot1q	<i>port-id</i> <i>bundle-id</i> <i>bpgrp-id</i> <i>lag-id</i> <i>aps-id</i> <i>pw-id</i> eth-sat-id:[<i>qtag1</i> <i>cp-conn-prof-id</i>]
qinq	<i>port-id</i> <i>bundle-id</i> <i>bpgrp-id</i> <i>lag-id</i> <i>pw-id</i> <i>eth-sat-id</i> :[<i>qtag1</i> <i>cp-conn-prof-id</i>].[<i>qtag2</i> <i>cp-conn-prof-id</i>]
cp	keyword
<i>conn-prof-id</i>	1 to 8000
atm	<i>port-id</i> <i>aps-id</i> [: <i>vpi/vci</i> <i>vpi</i> <i>vpi1.vpi2</i> <i>cp.conn-prof-id</i>]
cp	keyword
<i>conn-prof-id</i>	1 to 8000

frame	<i>port-id</i> <i>aps-id:dldci</i>	
cisco-hdlc	<i>slot/mda/port.channel</i>	
cem	<i>slot/mda/port.channel</i>	
ima-grp	bundle-id [:vpi/vci vpi vpi1.vpi2 cp.conn-prof-id]	
	cp	keyword
	<i>conn-prof-id</i>	1 to 8000
port-id	<i>slot/mda/port[.channel]</i>	
bundle-id	bundle-type-slot/mda.-bundle-num	
	bundle	keyword
	<i>type</i>	ima fr ppp
	<i>bundle-num</i>	1 to 336
bpgrp-id	bpgrp-type-bpgrp-num	
	bgrp	keyword
	<i>type</i>	ima ppp
	<i>bgrp-num</i>	1 to 2000
aps-id	aps-group-id[.channel]	
	aps	keyword
	<i>group-id</i>	1 to 128
eth-tunnel	<i>eth-tunnel-id[:eth-tun-sap-id]</i>	
	<i>id</i>	1 to 1024
	<i>eth-tun-sap-id</i>	0 to 4094
lag-id	lag-id lag-string	
	lag	keyword
	<i>id</i>	1 to 800
	<i>string</i>	23 characters max.
pw-id	pw-id	
	pw	keyword
	<i>id</i>	1 to 32767
qtag1	null 0 to 4094	
qtag2	* null 0 to 4094	
vpi	0 to 4095 (NNI)	

	0 to 255 (UNI)	
vci	1 2 5 to 65535	
dlci	16 to 1022	
tunnel-id	tunnel-id.private <i>public:tag</i>	
	tunnel	keyword
	<i>id</i>	1 to 16
	<i>tag</i>	0 to 4094
eth-sat-id	esat-id/slot/port	
	esat	keyword
	<i>id</i>	1 to 20
pxc-id	pxc-id.sub-port	
	pxc	keyword
	<i>id</i>	1 to 64
	<i>sub-port</i>	a, b

name

Specifies the arbiter name, up to 32 characters.

root

Specifies the arbiter root, up to 32 characters.

Platforms

7450 ESS, 7750 SR, 7750 SR-e, 7750 SR-s, 7950 XRS, VSR

sap

Syntax

sap *sap-id* [**ingress** | **egress**] [**detail**] [**port** *port-id*]

Context

[\[Tree\]](#) (show>qos>policer sap)

Full Context

show qos policer sap

Description

This command displays the policer per SAP.

Parameters

sap-id

Specifies the SAP ID.

Values

null	<i>port-id</i> <i>bundle-id</i> <i>bpgrp-id</i> <i>lag-id</i> <i>aps-id</i> <i>eth-sat-id</i>
dot1q	<i>port-id</i> <i>bundle-id</i> <i>bpgrp-id</i> <i>lag-id</i> <i>aps-id</i> <i>pw-id</i> <i>eth-sat-id</i> : <i>[qtag1]</i> <i>cp-conn-prof-id</i>
qinq	<i>port-id</i> <i>bundle-id</i> <i>bpgrp-id</i> <i>lag-id</i> <i>pw-id</i> <i>eth-sat-id</i> : <i>[qtag1]</i> <i>cp-conn-prof-id</i> : <i>[qtag2]</i> cp-conn-prof-id
	cp keyword
	<i>conn-prof-id</i> 1 to 8000
atm	<i>port-id</i> <i>aps-id</i> [: <i>vpi/vci</i> <i>vpi</i> <i>vpi1.vpi2</i> cp.conn-prof-id]
	cp keyword
	<i>conn-prof-id</i> 1 to 8000
frame	<i>port-id</i> <i>aps-id</i> : <i>dldci</i>
cisco-hdlc	<i>slot/mda/port.channel</i>
cem	<i>slot/mda/port.channel</i>
ima-grp	<i>bundle-id</i> [: <i>vpi/vci</i> <i>vpi</i> <i>vpi1.vpi2</i> cp.conn-prof-id]
	cp keyword
	<i>conn-prof-id</i> 1 to 8000
port-id	<i>slot/mda/port</i> [<i>.channel</i>]
bundle-id	bundle-type - <i>slot/mda.-bundle-num</i>
	bundle keyword
	<i>type</i> ima fr ppp
	<i>bundle-num</i> 1 to 336
bpgrp-id	bpgrp-type - <i>bpgrp-num</i>
	bgrp keyword
	<i>type</i> ima ppp
	<i>bgrp-num</i> 1 to 2000
aps-id	aps-group-id [<i>.channel</i>]
	aps keyword
	<i>group-id</i> 1 to 128
eth-tunnel	<i>eth-tunnel-id</i> [: <i>eth-tun-sap-id</i>]

	<i>id</i>	1 to 1024
	<i>eth-tun-sap-id</i>	0 to 4094
lag-id	lag-id lag-string	
	lag	keyword
	<i>id</i>	1 to 800
	<i>string</i>	23 characters max.
pw-id	pw-id	
	pw	keyword
	<i>id</i>	1 to 32767
qtag1	null 0 to 4094	
qtag2	* null 0 to 4094	
vpi	0 to 4095 (NNI) 0 to 255 (UNI)	
vci	1 2 5 to 65535	
dldci	16 to 1022	
tunnel-id	tunnel-id.private <i>public:tag</i>	
	tunnel	keyword
	<i>id</i>	1 to 16
	<i>tag</i>	0 to 4094
eth-sat-id	esat-id/slot/port	
	esat	keyword
	<i>id</i>	1 to 20
pxc-id	pxc-id.sub-port	
	pxc	keyword
	<i>id</i>	1 to 64
	<i>sub-port</i>	a, b

port-id

Specifies the port ID.

Values *slot/mda/port*

Platforms

All

22.6 sap-egress

sap-egress

Syntax

sap-egress [*policy-id*] [**association** | **match-criteria** | **detail**]

sap-egress summary

Context

[\[Tree\]](#) (show>qos sap-egress)

Full Context

show qos sap-egress

Description

This command displays SAP egress QoS policy information.

Parameters

policy-id

Displays information about the specific policy ID.

Values 1 to 65535

detail

Displays detailed policy information including policy associations.

summary

Displays SAP egress policy summary.

Platforms

All

Output

The following output is an example of QoS SAP egress information, and [Table 432: Show QoS SAP Egress Output Fields](#) describes the output fields.

Sample Output

```
*A:PE# show qos sap-egress
```

```
=====
Sap Egress Policies
```



```

=====
Policy-Id  Scope      Name          Description
-----
1          Template  default       Default SAP egress QoS policy.
-----
Number of Policies : 1
-----
*A:PE# show qos sap-egress 1 detail
=====
QoS Sap Egress
=====
-----
Sap Egress Policy (1)
-----
Policy-id          : 1          Scope          : Template
Ethernet-ctag     : False       Parent-loc     : default
Name              : default
Description        : Default SAP egress QoS policy.
Policy Active      : True        Plcrs HQoS Managed : False
Post Plcr Mapping Policy: (Not Specified)
HS Attachment Policy : default
-----
Dynamic Configuration Information
-----
PccRule Insert Point : n/a          DynPlcr Insert Point : n/a
CBS                  : Def          MBS              : Def
Parent               : (Not Specified)
Level                : 1          Weight           : 1
Packet Byte Offset   : 0
Stat Mode            : minimal
-----
Queue Information
-----
Queue-Id           : 1          Queue-Type       : auto-expedite
Admin PIR           : max        Admin CIR        : 0
PIR Percent         : def        CIR Percent      : def
PIR Rule            : closest   CIR Rule         : closest
CBS                 : Def        MBS              : Def
Avg Frame Overhead  : 0.00     Packet Byte Offset : add 0
Adv Config Policy    : (Not Specified)
Parent              : (Not Specified)
PIR Level/Weight    : 1/1     CIR Level/Weight : 0/1
Burst Limit         : default
Wred Queue Mode     : none     Wred Queue SlopeUsage: not-applicable
Slope Policy        : default
High-Plus Drop Tail : def      High Drop Tail   : def
Low Drop Tail       : def      Exceed Drop Tail : def
-----
HS Queue Information
-----
Queue-Id           : 1
Admin PIR           : max
PIR Percent         : def
PIR Rule            : closest
MBS                 : Def
  
```

```
Packet Byte Offset : add 0
Burst Limit       : default
HS Class Weight   : 1           HS Wrr Weight       : 1
HS Wred-Q Slope Plcy : _tmnx_hs_default
HS Alt Class Pool : False
```


HS Wrr Group Information

```
HS Wrr Group Id   : 1           Class Weight      : 1
Rate              : max         Percent Rate      : 100.00
PIR Adaptation Rule: closest
HS Wrr Group Id   : 2           Class Weight      : 1
Rate              : max         Percent Rate      : 100.00
PIR Adaptation Rule: closest
```


Forwarding Class (FC) Classification and Remarking Information

No Matching Entries

```
-----  
-----  
FC Queue Queue-Group           InstanceId SapBReDir Plcr  
-----
```

No Matching Entries

Associations

```
Service-Name      : 1
Service-Id        : 1 (VPLS)           Customer-Id      : 1
- SAP : 2/1/1
- SAP : 5/1/1
```


Mirror SAPs

No Mirror SAPs Found.

```
-----  
-----  
DSCP              Cntr Id Profile fc  
-----
```

No DSCP-Map Entries Found.

```
-----  
-----  
Prec Value        Cntr Id Profile fc  
-----
```

No Prec-Map Entries Found.

```
-----  
-----  
Dot1p            fc Profile  
-----
```

No Dot1p-Map Entries Found.

Match Criteria

 No Matching Criteria.

*A:PE#

Table 432: Show QoS SAP Egress Output Fields

Label	Description
Policy-Id	The ID that uniquely identifies the policy.
Scope	Exclusive — Specifies that this policy can only be applied to a single SAP. Template — Specifies that this policy can be applied to multiple SAPs on the router.
Description	A text string that helps identify the policy context in the configuration file.
Queue	
CIR Admin	Specifies the administrative Committed Information Rate (CIR) parameters for the queue. The CIR defines the rate at which the system prioritizes the queue over other queues competing for the same bandwidth.
CIR Oper	The operational value derived by computing the CIR value from the administrative CIR and PIR values and their corresponding adaptation rules.
CIR Rule	min — The operational CIR for the queue will be equal to or greater than the administrative rate specified using the rate command except where the derived operational CIR is greater than the operational PIR. If the derived operational CIR is greater than the derived operational PIR, the operational CIR will be made equal to the operational PIR. max — The operational CIR for the queue will be equal to or less than the administrative rate specified using the rate command. closest — The operational CIR for the queue will be the rate closest to the rate specified using the rate command without exceeding the operational CIR.
PIR Admin	Specifies the administrative Peak Information Rate (PIR) parameters for the queue. The PIR defines the maximum rate that the queue can transmit packets through the switch fabric (for SAP ingress queues) or out an egress interface (for SAP egress queues).
PIR Oper	The administrative PIR specified by the user.

Label	Description
PIR Rule	<p>min — The operational PIR for the queue will be equal to or greater than the administrative rate specified using the rate command.</p> <p>max — The operational PIR for the queue will be equal to or less than the administrative rate specified using the rate command.</p> <p>closest — The operational PIR for the queue will be the rate closest to the rate specified using the rate command.</p>
CBS	<p>def — Specifies that the CBS value reserved for the queue.</p> <p>value — Specifies the value to override the default reserved buffers for the queue.</p>
MBS	<p>def — Specifies that the MBS value is set by the def-mbs function.</p> <p>value — Specifies the value to override the default maximum size for the queue.</p>
HiPrio	Specifies the percentage of buffer space for the queue, used exclusively by high-priority packets.
PIR Lvl/Wt	<p>Specifies the priority level of the scheduler when compared to other child schedulers and queues vying for bandwidth on the parent schedulers during the above-CIR distribution phase of bandwidth allocation.</p> <p>Weight defines the relative weight of this scheduler in comparison to other child schedulers and queues at the same level.</p>
CIR Lvl/Wt	Specifies the level of hierarchy when compared to other schedulers and queues when vying for bandwidth on the parent scheduler. Weight defines the relative weight of this queue in comparison to other child schedulers and queues while vying for bandwidth on the parent scheduler.
Parent	Specifies the parent scheduler that governs the available bandwidth given the queue aside from the queue's PIR setting.
FC Name	Specifies the forwarding class queue mapping or dot1p marking is to be edited.
Queue-id	Specifies the <i>queue-id</i> that uniquely identifies the queue within the policy.
Explicit/Default	<p>Explicit — Specifies the egress IEEE 802.1p (dot1p) bits marking for <i>fc-name</i>.</p> <p>Default — Specifies that the default dot1p value (0) is used.</p>
Service Association	

Label	Description
Service-Id	The unique service ID number that identifies the service in the service domain.
Customer-Id	Specifies the customer ID that identifies the customer to the service.
SAP	Specifies the Service Access Point (SAP) within the service where the policy is applied.
Mirror SAPs	
Mirror Dest	Specifies the mirror service ID that identifies the service in the service domain.
SAP	Specifies the Service Access Point (SAP) within the service where the SAP egress policy is applied.

22.7 sap-ingress

sap-ingress

Syntax

sap-ingress [*policy-id*] [**association** | **match-criteria** | **detail**]

sap-ingress summary

Context

[\[Tree\]](#) (show>qos sap-ingress)

Full Context

show qos sap-ingress

Description

This command displays SAP ingress QoS policy information.

Parameters

policy-id

Displays information about the specific policy ID.

Values 1 to 65535

Default all SAP ingress policies

detail

Displays detailed policy information including policy associations.

summary

Displays SAP ingress policy summary.

Platforms

All

Output

The following output is an example of QoS SAP ingress information, and [Table 433: Show QoS SAP Ingress Output Fields](#) describes the output fields.

Sample Output

```
*A:PE# show qos sap-ingress

=====
Sap Ingress Policies
=====
Policy-Id  Scope      Name          Description
-----
1          Template  default       Default SAP ingress QoS policy.
-----
Number of Policies : 1
-----

*A:PE#
*A:PE# show qos sap-ingress 1 detail

=====
QoS Sap Ingress
=====

Sap Ingress Policy (1)
-----
Policy-id      : 1                Scope      : Template
Default FC     : be                Priority    : Low
Criteria-type  : None
Name           : default
Description    : Default SAP ingress QoS policy.
Policy Active  : True

-----
Dynamic Configuration Information
-----
PccRule Insert Point : n/a          DynPlcr Insert Point : n/a
CBS                : Def                MBS                : Def
Parent              : (Not Specified)
Level               : 1                Weight              : 1
Packet Byte Offset : 0
Stat Mode           : minimal

-----
Q  Mode  CIR Admin  PIR Admin  CBS                PIR Lvl/Wt Parent
      CIR Rule  PIR Rule  MBS                CIR Lvl/Wt BurstLimit(B)
      CIR Prcnt  PIR Prcnt  Low Drop Tail      Adv Config Policy Name
      FIR Admin  FIR Rule  Pkt Bt Ofst      Cir-non-profiling
      FIR Prcnt

-----
1  Prio  0          max        def          1/1        None
```

```

closest    closest    def            0/1          default
def        def        def            (not-assigned)
(not-assigned) closest disabled
0
def
11 Prio    0            max          def          1/1          None
closest    closest    def          0/1          default
def        def        def            (not-assigned)
(not-assigned) add 0
0            closest disabled
def

=====
Sap-Ingress FC (Detail)
=====
No FC-Map Entries Found.
=====

-----
FC   DE-1-out-profile  Profile   In-Remark   Out-Remark   Egr-Override-FC
-----
No SubFC Map Entries Found.

-----
Dot1p      FC                      Priority
-----
No Dot1p-Map Entries Found.

-----
DSCP       FC                      Priority
-----
No DSCP-Map Entries Found.

-----
Prec Value  FC                      Priority
-----
No Prec-Map Entries Found.

-----
Match Criteria
-----
No Matching Criteria.

-----
Associations
-----
Service-Name : 1
Service-Id   : 1 (VPLS)           Customer-Id : 1
- SAP : 2/1/1
- SAP : 5/1/1
-----

-----
LSP EXP    FC                      Priority
-----
No LspExp-Map Entries Found.

=====
*A:PE#

```

Table 433: Show QoS SAP Ingress Output Fields

Label	Description
Policy-Id	The ID that uniquely identifies the policy.
Scope	Exclusive — Specifies that this policy can only be applied to a single SAP. Template - Specifies that this policy can be applied to multiple SAPs on the router.
Description	A text string that helps identify the policy context in the configuration file.
Default FC	Specifies the default forwarding class for the policy.
Priority	Specifies the enqueueing priority when a packet is marked with a <i>dot1p-value</i> specified.
Criteria-type	IP — Specifies that an IP criteria-based SAP ingress policy is used to select the appropriate ingress queue and corresponding forwarding class for matched traffic. MAC — Specifies that a MAC criteria-based SAP is used to select the appropriate ingress queue and corresponding forwarding class for matched traffic.
Mode	Specifies the configured mode of the meter (trTcm or srTcm).
CIR Admin	Specifies the administrative Committed Information Rate (CIR) parameters for the queue. The CIR defines the rate at which the system prioritizes the queue over other queues competing for the same bandwidth.
CIR Oper	The operational value derived by computing the CIR value from the administrative CIR and PIR values and their corresponding adaptation rules.
CIR Rule	min — The operational CIR for the queue will be equal to or greater than the administrative rate specified using the rate command. max — The operational CIR for the queue will be equal to or less than the administrative rate specified using the rate command. closest — The operational CIR for the queue will be the rate closest to the rate specified using the rate command without exceeding the operational CIR.
PIR Admin	Specifies the administrative Peak Information Rate (PIR) parameters for the queue. The PIR defines the maximum rate that the queue can transmit packets through the switch fabric (for

Label	Description
	SAP ingress queues) or out an egress interface (for SAP egress queues).
PIR Oper	The administrative PIR specified by the user.
PIR Rule	<p>min — The operational PIR for the queue will be equal to or greater than the administrative rate specified using the rate command.</p> <p>max — The operational PIR for the queue will be equal to or less than the administrative rate specified using the rate command.</p> <p>closest — The operational PIR for the queue will be the rate closest to the rate specified using the rate command.</p>
CBS	<p>def — Specifies the default CBS value for the queue.</p> <p>value — Specifies the value to override the default reserved buffers for the queue.</p>
MBS	<p>def — Specifies the default MBS value.</p> <p>value — Specifies the value to override the default MBS for the queue.</p>
HiPrio	Specifies the percentage of buffer space for the queue, used exclusively by high-priority packets.
PIR Lvl/Wt	<p>Specifies the priority level of the scheduler when compared to other child schedulers and queue vying for bandwidth on the parent schedulers during the above-CIR distribution phase of bandwidth allocation.</p> <p>Weight defines the relative weight of this scheduler in comparison to other child schedulers and queue at the same level.</p>
CIR Lvl/Wt	Specifies the level of hierarchy when compared to other schedulers and queue when vying for bandwidth on the parent scheduler. Weight defines the relative weight of this queue in comparison to other child schedulers and queue while vying for bandwidth on the parent scheduler.
Parent	Specifies the parent scheduler that governs the available bandwidth given the queue, aside from the queue's PIR setting.
Dot1p	Specifies the forwarding class or enqueueing priority when a packet is marked with a <i>dot1p-value</i> specified.
FC	Specifies the forwarding class overrides.
Priority	The optional priority setting overrides the default enqueueing priority for the packets received on an ingress SAP that uses the policy that matches this rule.

Label	Description
	<p>High — Specifies that the high enqueueing parameter for a packet increases the likelihood of enqueueing the packet when the ingress queue is congested.</p> <p>Low — Specifies that the low enqueueing parameter for a packet decreases the likelihood of enqueueing the packet when the ingress queue is congested.</p>
DSCP	Specifies the forwarding class or enqueueing priority when a packet is marked with the DiffServ Code Point (DSCP) value.
FC	Specifies one of the predefined forwarding classes in the system. When a packet matches the rule, the forwarding class is only overridden when the fc fc-name parameter is defined on the rule.
Priority	<p>This parameter specifies the default enqueueing priority overrides for all packets received on an ingress SAP using this policy that matches this rule.</p> <p>High — Specifies that the high enqueueing parameter for a packet increases the likelihood of enqueueing the packet when the ingress queue is congested.</p> <p>Low — Specifies that the low enqueueing parameter for a packet decreases the likelihood of enqueueing the packet when the ingress queue is congested.</p>
Prec	Specifies the forwarding class or enqueueing priority when a packet is marked with an IP precedence value (<i>ip-prec-value</i>).
UCastQ	Specifies the default unicast forwarding type queue mapping.
MCastQ	Specifies the overrides for the default multicast forwarding type queue mapping.
BCastQ	Specifies the default broadcast forwarding type queue mapping.
UnknownQ	Specifies the default unknown unicast forwarding type queue mapping.
Match Criteria	Specifies an IP or MAC criteria entry for the policy.
Entry	
Source IP	Specifies a source IP address range used for an ingress SAP QoS policy match.
Source Port	Specifies a source TCP or UDP port number or port range used for an ingress SAP QoS policy match.
Protocol	Specifies the IP protocol number to be used for an ingress SAP QoS policy match.

Label	Description
DSCP	Specifies a DiffServ Code Point (DSCP) name used for an ingress SAP QoS policy match.
Fragment	True — Configures a match on all fragmented IP packets. False — Configures a match on all non-fragmented IP packets.
FC	Specifies the entry's forwarding class.
Priority	Specifies the default enqueueing priority overrides for all packets received on an ingress SAP using this policy.
Src MAC	Specifies a source MAC address or range to be used as a Service Ingress QoS policy match.
Dst MAC	Specifies a destination MAC address or range to be used as a Service Ingress QoS policy match.
Dot1p	Specifies a IEEE 802.1p value to be used as the match.
Snap-pid	Specifies an IEEE 802.3 LLC SNAP Ethernet Frame PID value to be used as a Service Ingress QoS policy match.
Ethernet-type	Specifies an Ethernet type II Ethertype value to be used as a Service Ingress QoS policy match.
ESnap-oui-zero	Specifies an IEEE 802.3 LLC SNAP Ethernet Frame OUI zero or non-zero value to be used as a Service Ingress QoS policy match.
DSAP	Specifies an Ethernet 802.2 LLC DSAP value or range for an ingress SAP QoS policy match.
SSAP	Specifies an Ethernet 802.2 LLC SSAP value or range for an ingress SAP QoS policy match.
FC	Specifies the entry's forwarding class.
Priority	Specifies the default enqueueing priority overrides for all packets received on an ingress SAP using this policy.
Service Association	
Service-Id	The unique service ID number that identifies the service in the service domain.
Customer-Id	Specifies the customer ID that identifies the customer to the service.
SAP	Specifies the Service Access Point (SAP) within the service where the SAP ingress policy is applied.

22.8 sap-template

sap-template

Syntax

sap-template *template-name* **idle-saps**

Context

[\[Tree\]](#) (clear>subscr-mgmt sap-template)

Full Context

clear subscriber-mgmt sap-template

Description

This command deletes any SAPs created with the specified SAP template that are no longer in use by any subscriber sessions.

Parameters

template-name

Specifies the name of a template, up to 256 characters, configured under **configure subscriber-mgmt sap-template**.

idle-saps

Keyword that specifies to delete any idle SAPs associated with this template.

Platforms

7450 ESS, 7750 SR, 7750 SR-a, 7750 SR-e, 7750 SR-s, VSR

22.9 sap-using

sap-using

Syntax

sap-using [ingress | egress] **atm-td-profile** *td-profile-id*

Context

[\[Tree\]](#) (show>service sap-using)

Full Context

show service sap-using

Description

Displays **atm-td-profile** SAP information.

If no optional parameters are specified, the command displays a summary of all defined SAPs.

The optional parameters restrict output to only SAPs matching the specified properties.

Parameters

ingress

Specifies matching an ingress policy.

egress

Specifies matching an egress policy.

qos-policy *qos-policy-id*

The ingress or egress QoS Policy ID for which to display matching SAPs.

Values 1 to 65535

filter *filter-id*

The ingress or egress Filter Policy ID for which to display matching SAPs.

Values 1 to 65535

sap-id

Specifies the physical port identifier portion of the SAP definition.

Values The following values apply to the 7750 SR and 7950 XRS:

null	[<i>port-id</i> <i>bundle-id</i> <i>bpgrp-id</i> <i>lag-id</i> <i>aps-id</i>]
dot1q	[<i>port-id</i> <i>bundle-id</i> <i>bpgrp-id</i> <i>lag-id</i> <i>aps-id</i>]: <i>qtag1</i>
qinq	[<i>port-id</i> <i>bundle-id</i> <i>bpgrp-id</i> <i>lag-id</i>]: <i>qtag1.qtag2</i>
atm	[<i>port-id</i> <i>aps-id</i>]: <i>vpi/vci</i> <i>vpi</i> <i>vpi1.vpi2</i>
frame	[<i>port-id</i> <i>aps-id</i>]: <i>dlci</i>
cisco-hdlc	<i>slot/mda/port.channel</i>
cem	<i>slot/mda/port.channel</i>
ima-grp	<i>bundle-id</i> : <i>vpi/vci</i> <i>vpi</i> <i>vpi1.vpi2</i>
port-id	<i>slot/mda/port</i> [<i>.channel</i>]
bundle-id	<i>bundle-type-slot/mda.bundle-num</i>
	<i>bundle</i> keyword
	<i>type</i> ima, ppp
	<i>bundle-num</i> 1 to 256
bpgrp-id	<i>bpgrp-type-bpgrp-num</i>

	<i>bpgrp</i>	keyword
	<i>type</i>	ima, ppp
	<i>bpgrp-num</i>	1 to 1280
aps-id	<i>aps-group-id</i> [<i>.channel</i>]	
	<i>aps</i>	keyword
	<i>group-id</i>	1 to 64
ccag-id	<i>ccag-id.path-id</i> [<i>cc-type</i>]: <i>cc-id</i>	
	<i>ccag</i>	keyword
	<i>id</i>	1 to 8
	<i>path-id</i>	a, b
	<i>cc-type</i>	.sap-net, .net-sap
	<i>cc-id</i>	0 to 4094
lag-id	<i>lag-id</i>	
	<i>lag</i>	keyword
	<i>id</i>	1 to 800
qtag1	0 to 4094	
qtag2	*, 0 to 4094	
vpi	NNI: 0 to 4095	
	UNI: 0 to 255	
vci	1, 2, 5 to 65535	
dlci	16 to 1022	

The following values apply to the 7450 ESS:

Values	
null	[<i>port-id</i> <i>lag-id</i>]
dot1q	[<i>port-id</i> <i>lag-id</i>]: <i>qtag1</i>
qinq	[<i>port-id</i> <i>lag-id</i>]: <i>qtag1.qtag2</i>
frame	[<i>port-id</i>]: <i>dlci</i>
port-id	slot/mda/port[<i>.channel</i>]
ccag-id	<i>ccag-id.path-id</i> [<i>cc-type</i>]: <i>cc-id</i>
	<i>ccag</i> keyword
	<i>id</i> 1 to 8

	<i>path-id</i>	a, b
	<i>cc-type</i>	.sap-net, .net-sap
	<i>cc-id</i>	0 to 4094
lag-id	<i>lag-id</i>	
	lag	keyword
	<i>id</i>	1 to 800
qtag1		0. to 4094
qtag2		*, 0 to 4094
dlci		16 to 1022

interface

Specifies matching SAPs with the specified IP interface.

ip-addr

The IP address of the interface for which to display matching SAPs.

Values 1.0.0.0 to 223.255.255.255

ip-int-name

The IP interface name for which to display matching SAPs.

td-profile-id

Profile ID that identifies a specific profile to display.

Platforms

All

Output

The following output is an example of service SAP information, and [Table 434: SAP Output Fields](#) describes show service SAP output fields.

Sample Output

```
A:ALA-48>config>service>ies# show service sap-using sap 1/3/2:244/1
=====
Service Access Points Using Port 1/3/2:15990785
=====
PortId          SvcId    I.QoS I.Fltr E.QoS E.Fltr A.Pol  Adm  Opr
-----
1/3/2:244/1    89       1     none  1     none  none   Up   Down
-----
Number of SAPs : 1
-----
=====
A:ALA-48>config>service>ies#
```

Table 434: SAP Output Fields

Label	Description
Port ID	The ID of the access port where the SAP is defined
Svc ID	The service identifier
SapMTU	The SAP MTU value
I.QoS	The SAP ingress QoS policy number specified on the ingress SAP
I.MAC/IP	The MAC or IP filter policy ID applied to the ingress SAP
E.QoS	The SAP egress QoS policy number specified on the egress SAP
E.Mac/IP	The MAC or IP filter policy ID applied to the egress SAP
A.Pol	The accounting policy ID assigned to the SAP
Adm	The desired state of the SAP
Opr	The actual state of the SAP

sap-using

Syntax

```

sap-using [msap] [dyn-script] [description]
sap-using [sap sap-id] [vlan-translation | anti-spoof] [description]
sap-using {ingress | egress} atm-td-profile td-profile-id
sap-using {ingress | egress} filter any-filter-id
sap-using {ingress | egress} qos-policy qos-policy-id [msap]
sap-using etree
sap-using eth-cfm squelch-ingress-levels [all | ctag-space] [sap sap-id ]
    
```

Context

[\[Tree\]](#) (show>service sap-using)

Full Context

```
show service sap-using
```

Description

This command displays SAP information.

If no optional parameters are specified, the command displays a summary of all defined SAPs.

The optional parameters restrict output to only SAPs matching the specified properties.

Parameters

ingress

Specifies matching an ingress policy.

egress

Specifies matching an egress policy.

qos-policy-id

The ingress or egress QoS Policy ID for which to display matching SAPs.

Values 1 to 65535

td-profile-id

Displays SAPs using this traffic description for the 7750 SR only.

filter-id

The ingress or egress filter policy ID for which to display matching SAPs.

Values 1 to 65535

sap-id

Specifies the physical port identifier portion of the SAP definition.

dyn-script

Displays dynamic service SAPs information.

msap

Displays MSAPs.

vlan-translation

Displays VLAN translation information.

anti-spoof

Displays anti-spoof information.

squelch-ingress-level

Displays ETH-CFM squelching information of the type matching the service delimited configuration.

all

Displays all squelch ingress levels information regardless of type.

ctag-space

Displays all squelch-ingress-levels information that is skipping additional VLAN space.

Platforms

All

Output

The following output is an example of sap-using using information, and [Table 435: Show Service SAP Output Fields](#) describes the output fields.

Sample Output

```
*A:Dut-A# show service sap-using
=====
Service Access Points
=====
PortId                SvcId    Ing.   Ing.   Egr.   Egr.   Adm  Opr
                   QoS     Fltr  QoS   Fltr
-----
1/1/1:1                1        1     none  1     none  Up   Up
2/1/2:10/11           1        1     none  1     none  Up   Up
2/1/2:10/12           1        1     none  1     none  Up   Up
2/1/2:20/11           1        1     none  1     none  Up   Up
2/1/2:20/12           1        1     none  1     none  Up   Up
2/1/4:cp.10           10       1     none  1     none  Up   Up
2/1/4:cp.20           20       1     none  1     none  Up   Up
-----
Number of SAPs : 7
-----
=====
```

The following is a sample of SAP information for a specific SAP for the 7450 ESS or 7750 SR:

```
A:ALA-42#
*A:ALA-48# show service sap-using sap 1/1/21:0
=====
Service Access Points Using Port 1/1/21:0
=====
PortId                SvcId    Ing.   Ing.   Egr.   Egr.   Anti  Adm  Opr
                   QoS     Fltr  QoS   Fltr  Spoof
-----
1/1/21:0                1        1     none  1     none  none  Up   Down
-----
Number of SAPs : 1
=====
*A:ALA-48#
```

Following is a sample of SAP information for the egress traffic policy for the 7750 SR.

```
*A:ALA-12# show service sap-using egress atm-td-profile 2
=====
Service Access Point Using ATM Traffic Profile 2
=====
PortId SvcId I.QoS I.Fltr E.QoS E.Fltr A.Pol Adm Opr
-----
5/1/1:0/11 511111 2 none 2 none none Up Up
5/1/1:0/12 511112 2 none 2 none none Up Up
5/1/1:0/13 511113 2 none 2 none none Up Up
5/1/1:0/14 511114 2none 2 none none Up Up
5/1/1:0/15 511115 2 none 2 none none Up Up
5/1/1:0/16 511116 2 none 2 none none Up Up
5/1/1:0/17 511117 2 none 2 none none Up Up
5/1/1:0/18 511118 2 none 2 none none Up Up
5/1/1:0/19 511119 2 none 2 none none Up Up
5/1/1:0/20 511120 2 none 2 none none Up Up
5/1/1:0/21 511121 2 none 2 none none Up Up
5/1/1:0/22 511122 2 none 2 none none Up Up
5/1/1:0/23 511123 2 none 2 none none Up Up
5/1/1:0/24 511124 2 none 2 none none Up Up
```

```
5/1/1:0/25 511125 2 none 2 none none Up Up
...
=====
*A:ALA-12#
```

The following are samples of squelch ingress levels information.

```
show service sap-using eth-cfm squelch-ingress-levels
=====
ETH-CFM Squelching
=====
SapId                SvcId                Squelch Level
-----
1/1/9:2.*            2                    0 1 2
1/1/9:3.*            3                    0 1 2 3 4
-----
Number of SAPs: 2
=====

show service sap-using eth-cfm squelch-ingress-levels ctag-space
=====
ETH-CFM Squelching CTAG Space
=====
SapId                SvcId                Squelch Level
-----
1/1/9:3.*            3                    0 1 2 3
-----
Number of SAPs: 1
=====

show service sap-using eth-cfm squelch-ingress-levels all
=====
ETH-CFM Squelching
=====
SapId                SvcId                Squelch Level
-----
1/1/9:2.*            2                    0 1 2
1/1/9:3.*            3                    0 1 2 3 4
-----
Number of SAPs: 2
=====

ETH-CFM Squelching CTAG Space
=====
SapId                SvcId                Squelch Level
-----
1/1/9:3.*            3                    0 1 2 3
-----
Number of SAPs: 1
=====

show service sap-using eth-cfm squelch-ingress-levels sap 1/1/9:3.*
=====
ETH-CFM Squelching
=====
SapId                SvcId                Squelch Level
-----
1/1/9:3.*            3                    0 1 2 3 4
-----
Number of SAPs: 1
=====
```

Table 435: Show Service SAP Output Fields

Label	Description
Port ID	The ID of the access port where the SAP is defined
Svc ID	The service identifier
Sap MTU	The SAP MTU value
Ing. QoS	The SAP ingress QoS policy number specified on the ingress SAP
Ing Fltr	The MAC or IP filter policy ID applied to the ingress SAP
Egr. QoS	The SAP egress QoS policy number specified on the egress SAP for the 7450 ESS and 7750 SR only
Egr. Fltr	The MAC or IP filter policy ID applied to the egress SAP
Adm	The administrative state of the SAP
Opr	The operational state of the SAP
SapId	The ID that displays SAPs for the service
Squelch Level	The CFM levels configured for silent discard

sap-using

Syntax

sap-using [ingress | egress] atm-td-profile *td-profile-id*

Context

[\[Tree\]](#) (show>service sap-using)

Full Context

show service sap-using

Description

Displays **atm-td-profile** SAP information.

If no optional parameters are specified, the command displays a summary of all defined SAPs.

The optional parameters restrict output to only SAPs matching the specified properties.

Parameters

ingress

Specifies matching an ingress policy.

egress

Specifies matching an egress policy.

qos-policy *qos-policy-id*

The ingress or egress QoS Policy ID for which to display matching SAPs.

Values 1 to 65535

filter *filter-id*

The ingress or egress Filter Policy ID for which to display matching SAPs.

Values 1 to 65535

sap-id

Specifies the physical port identifier portion of the SAP definition.

Values The following values apply to the 7750 SR and 7950 XRS:

null	<i>[port-id bundle-id bpgrp-id lag-id aps-id]</i>
dot1q	<i>[port-id bundle-id bpgrp-id lag-id aps-id]:qtag1</i>
qinq	<i>[port-id bundle-id bpgrp-id lag-id]:qtag1.qtag2</i>
atm	<i>[port-id aps-id][:vpi/vci vpi vpi1.vpi2]</i>
frame	<i>[port-id aps-id]:dlci</i>
cisco-hdlc	<i>slot/mda/port.channel</i>
cem	<i>slot/mda/port.channel</i>
ima-grp	<i>bundle-id[:vpi/vci vpi vpi1.vpi2]</i>
port-id	<i>slot/mda/port[.channel]</i>
bundle-id	<i>bundle-type-slot/mda.bundle-num</i>
	bundle keyword
	type ima, ppp
	<i>bundle-num</i> 1 to 256
bpgrp-id	<i>bpgrp-type-bpgrp-num</i>
	bpgrp keyword
	type ima, ppp
	<i>bpgrp-num</i> 1 to 1280
aps-id	<i>aps-group-id[.channel]</i>
	aps keyword
	<i>group-id</i> 1 to 64

ccag-id	<i>ccag-id.path-id[cc-type]:cc-id</i>
	ccag keyword
	<i>id</i> 1 to 8
	<i>path-id</i> a, b
	<i>cc-type</i> .sap-net, .net-sap
	<i>cc-id</i> 0 to 4094
lag-id	<i>lag-id</i>
	lag keyword
	id 1 to 800
qtag1	0 to 4094
qtag2	*, 0 to 4094
vpi	NNI: 0 to 4095 UNI: 0 to 255
vci	1, 2, 5 to 65535
dlci	16 to 1022

The following values apply to the 7450 ESS:

Values	null	<i>[port-id lag-id]</i>
	dot1q	<i>[port-id lag-id]:qtag1</i>
	qinq	<i>[port-id lag-id]:qtag1.qtag2</i>
	frame	<i>[port-id]:dlci</i>
	port-id	slot/mda/port[.channel]
	ccag-id	<i>ccag-id.path-id[cc-type]:cc-id</i>
		ccag keyword
		<i>id</i> 1 to 8
		<i>path-id</i> a, b
		<i>cc-type</i> .sap-net, .net-sap
		<i>cc-id</i> 0 to 4094
	lag-id	<i>lag-id</i>
		lag keyword
		<i>id</i> 1 to 800

qtag1	0. to 4094
qtag2	*, 0 to 4094
dlci	16 to 1022

interface

Specifies matching SAPs with the specified IP interface.

ip-addr

The IP address of the interface for which to display matching SAPs.

Values 1.0.0.0 to 223.255.255.255

ip-int-name

The IP interface name for which to display matching SAPs.

td-profile-id

Profile ID that identifies a specific profile to display.

Platforms

All

Output

The following output is an example of service SAP information, and [Table 436: SAP Output Fields](#) describes show service SAP output fields.

Sample Output

```
A:ALA-48>config>service>ies# show service sap-using sap 1/3/2:244/1
=====
Service Access Points Using Port 1/3/2:15990785
=====
PortId          SvcId    I.QoS I.Fltr E.QoS E.Fltr A.Pol  Adm  Opr
-----
1/3/2:244/1    89       1     none  1     none  none  Up   Down
-----
Number of SAPs : 1
-----
A:ALA-48>config>service>ies#
```

Table 436: SAP Output Fields

Label	Description
Port ID	The ID of the access port where the SAP is defined.
Svc ID	The service identifier.
SapMTU	The SAP MTU value.
I.QoS	The SAP ingress QoS policy number specified on the ingress SAP.

Label	Description
I.MAC/IP	The MAC or IP filter policy ID applied to the ingress SAP.
E.QoS	The SAP egress QoS policy number specified on the egress SAP.
E.Mac/IP	The MAC or IP filter policy ID applied to the egress SAP.
A.Pol	The accounting policy ID assigned to the SAP.
Adm	The desired state of the SAP.
Opr	The actual state of the SAP.

22.10 sap-using aarp

sap-using aarp

Syntax

sap-using aarp *aarp-id*

Context

[\[Tree\]](#) (show>service>sap-using>aarp>sap-using aarp)

Full Context

show service sap-using aarp sap-using aarp

Description

This command displays SAP information for a specific AARP ID.

Parameters

aarp-id

Specifies the AARP ID.

Values 1 to 65535

22.11 sap-using app-profile

sap-using app-profile

Syntax

sap-using app-profile *app-profile-name*

Context

[\[Tree\]](#) (show>service>sap-using>app-profile>sap-using app-profile)

Full Context

show service sap-using app-profile sap-using app-profile

Description

This command displays information about SAPs using the specified application profile.

Parameters

app-profile-name

Specifies an existing application profile name created in the **config>app-assure>group>policy** context.

Output

The following is an example show output for the **sap-using app profile** command.

Sample Output

```
*A:ALA-48# show service sap-using app-profile test
=====
Service Access Point Using Application Profile 'test'
=====
PortId                SvcId      Ing.   Ing.   Egr.   Egr.   Adm  Opr
                   QoS       Fltr   Fltr   QoS    Fltr
-----
1/1/18:0              89         1     none   1      none   Up   Down
-----
Number of SAPs : 1
-----
*A:ALA-48#
```

22.12 sap-using transit-policy

sap-using transit-policy

Syntax

sap-using transit-policy ip *transit-ip-policy*

sap-using transit-policy prefix *transit-prefix-policy*

Context

[\[Tree\]](#) (show>service>sap-using>transit-policy>sap-using transit-policy)

Full Context

show service sap-using transit-policy sap-using transit-policy

Description

This command displays SAP information for a specific transit IP policy or transit prefix policy.

Parameters

transit-ip-policy

Specifies the transit IP policy ID.

Values 1 to 65535

transit-prefix-policy

Specifies a transit prefix policy ID.

Values 1 to 65535

22.13 saps

saps

Syntax

saps [**control-session** *acct-session-id*] [**port** *port-id*] [**dynsvc-policy** *policy-name*] [**summary**] [**sap** *sap-id*] [**svc-id** *service-id*]

Context

[\[Tree\]](#) (show>service>dynsvc saps)

Full Context

show service dynamic-services saps

Description

This command displays Dynamic Services SAPs (instances) details.



Note:

This command is not available in the MD-CLI.

Parameters

summary

Displays a summary view only.

acct-session-id

Specifies control session accounting session id.

port-id

Specifies Ethernet port.

policy-name

Specifies dynamic services policy.

sap sap-id

Specifies dynamic services SAP id.

service-id

The service ID of the dynamic service.

Platforms

7450 ESS, 7750 SR, 7750 SR-a, 7750 SR-e, 7750 SR-s, VSR

Output

The following output is an example of dynamic service SAP information.

Sample Output

```
# show service dynamic-services saps
=====
Dynamic Services SAP's
=====
SAP                               : 1/1/1:1.901
-----
Acct session-ID                   : 242FFF000001AE512CE4B6
Acct session-ID control           : 242FFF000001AB512CE4B6
Service                           : [100000]
Dynamic Services policy           : dynsvc-policy-1
Number of scripts executed        : 1
Number of scripts w success       : 1
Last script action                 : setup
Time of last script action        : 2013/02/26 16:37:10
Parameters of last action         : vprn_1={'t':('VRF-1',65000,1000,'cpe-int-1','192.
                                   : 168.20.1/24','2001:db8:cafe::1/64',901,901,910,92
                                   : 0,'192.168.20.0/24','192.168.20.2')}

Accounting instance 1
Status                             : enabled
Stats type                         : volume-time
Update interval (minutes)         : 30

Accounting instance 2
Status                             : enabled
Stats type                         : time
Update interval (minutes)         : 0
-----
No. of SAP's: 1
=====

# show service dynamic-services saps summary
=====
Dynamic Services SAP's summary
```

```

=====
SAP                               Acct-Session-ID      Acct-Session-ID-Ctrl
-----
1/1/1:1.901                       242FFF000001AE512CE4B6  242FFF000001AB512CE4B6
-----
No. of SAP's: 1
=====

```

Table 437: Dynamic Services SAP Field Descriptions describes Dynamic Services SAP fields.

Table 437: Dynamic Services SAP Field Descriptions

Output field	Description
SAP	The dynamic service SAP ID.
Acct session-ID	The dynamic service accounting session ID.
Acct session-ID control	The control channel accounting session ID.
Service	The dynamic service ID.
Dynamic Services policy	The policy referenced to setup the dynamic service.
Number of scripts executed	The number of times the script was executed for this dynamic service (setup, modify, revert or teardown).
Number of scripts w success	The number of times the script was executed successfully for this dynamic service.
Last script action	The setup, modify, revert, teardown.
Time of last script action	The timestamp of the last script action.
Parameters of last action	The content of the Dynamic Services Script Parameters attribute corresponding with the last action.
Status	RADIUS accounting is enabled or disabled.
Stats type	The type of statistics reported in accounting.
Update interval (minutes)	The time, in minutes, between Accounting Interim Update messages.

22.14 satellite

satellite

Syntax

satellite

Context

[\[Tree\]](#) (clear>system satellite)

Full Context

clear system satellite

Description

Commands in this context clear satellite information.

Platforms

7450 ESS, 7750 SR, 7750 SR-a, 7750 SR-e, 7750 SR-s, 7950 XRS

satellite

Syntax

satellite

Context

[\[Tree\]](#) (show>system satellite)

Full Context

show system satellite

Description

This command displays a list of configured satellites including information about the satellite's esat-ID or tsat-ID, satellite type, and state.

Platforms

7450 ESS, 7750 SR, 7750 SR-a, 7750 SR-e, 7750 SR-s, 7950 XRS

Output

The following output is an example of satellite information.

Sample Output

```
A:Dut-A# show system satellite

=====
Satellite Information
=====
SatID      Provisioned Type          Admin   Oper
           Equipped Type (if different) State   State
-----
esat-1     es48-1gb-sfp             up      provisioned
           (not equipped)
esat-20    es48-1gb-sfp             up      up
tsat-2     ts4-choc3-sfp            up      up
tsat-3     ts4-choc3-sfp            up      up
```

```
-----  
No. of Satellites: 4  
=====
```

satellite

Syntax

satellite

Context

[\[Tree\]](#) (tools>perform satellite)

Full Context

tools perform satellite

Description

Commands in this context perform satellite operations.

Platforms

7450 ESS, 7750 SR, 7750 SR-a, 7750 SR-e, 7750 SR-s, 7950 XRS

22.15 schedule

schedule

Syntax

schedule [*schedule-name*] [**owner** *owner-name*]

Context

[\[Tree\]](#) (show>system>cron schedule)

Full Context

show system cron schedule

Description

This command displays cron schedule parameters.

Parameters

schedule-name

Specifies the scheduler name, up to 32 characters.

owner-name

Specifies the scheduler owner name, up to 32 characters.

Platforms

All

Output

The following is an example of cron schedule information. The following table describes the output fields.

Sample Output

```
A:sim1>show>cron schedule test
=====
CRON Schedule Information
=====
Schedule                : test
Schedule owner          : TiMOS CLI
Description              : none
Administrative status    : enabled
Operational status      : enabled
Action                  : test
Action owner            : TiMOS CLI
Script                   : test
Script Owner             : TiMOS CLI
Script source location   : ftp://*****:*****@192.168.15.1/home/testlab_bgp
                        /cron/test1.cfg
Script results location  : ftp://*****:*****@192.168.15.1/home/testlab_bgp
                        /cron/res
Schedule type            : periodic
Interval                 : 0d 00:01:00 (60 seconds)
Next scheduled run       : 0d 00:00:42
Weekday                  : tuesday
Month                    : none
Day of month             : none
Hour                     : none
Minute                   : none
Number of schedule runs  : 10
Last schedule run        : 2008/01/01 17:20:52
Number of schedule failures : 0
Last schedule failure    : no error
Last failure time        : never
=====
A:sim1>show>cron
```

Table 438: Cron Schedule Field Descriptions

Label	Description
Schedule	Displays the schedule name.
Schedule owner	Displays the owner name of the action.
Description	Displays the schedule’s description.
Administrative status	Enabled — The administrative status is enabled. Disabled — Administratively disabled.
Operational status	Enabled — The operational status is enabled.

Label	Description
	Disabled — Operationally disabled.
Action	Displays the action name.
Action owner	Displays the name of action owner.
Script	Displays the name of the script.
Script owner	Displays the name of the script.
Script owner	Displays the name of the of script owner.
Script source location	Displays the location of scheduled script.
Script results location	Displays the location where the script results have been sent.
Schedule type	Periodic — Displays a schedule which ran at a given interval. Calendar — Displays a schedule which ran based on a calendar. Oneshot — Displays a schedule which ran one time only.
Interval	Displays the interval between runs of an event.
Next scheduled run	Displays the time for the next scheduled run.
Weekday	Displays the configured weekday.
Month	Displays the configured month.
Day of Month	Displays the configured day of month.
Hour	Displays the configured hour.
Minute	Displays the configured minute.
Number of scheduled runs	Displays the number of scheduled sessions.
Last scheduled run	Displays the last scheduled session.
Number of scheduled failures	Displays the number of scheduled sessions that failed to execute.
Last scheduled failure	Displays the last scheduled session that failed to execute.
Last failure time	Displays the system time of the last failure.

22.16 scheduler-hierarchy

scheduler-hierarchy

Syntax

scheduler-hierarchy

Context

[\[Tree\]](#) (show>qos scheduler-hierarchy)

Full Context

show qos scheduler-hierarchy

Description

This command displays scheduler-hierarchy information.

Platforms

All

22.17 scheduler-name

scheduler-name

Syntax

scheduler-name *scheduler-name*

Context

[\[Tree\]](#) (show>qos scheduler-name)

Full Context

show qos scheduler-name

Description

This command displays the scheduler policies using the specified scheduler.

Parameters

scheduler-name

The name of a scheduler configured in the **config>qos>scheduler-policy>tier** context.

Platforms

All

Output

The following output is an example of scheduler name information.

Sample Output

```
A:ALA-12# show qos scheduler-name NetworkControl
=====
Scheduler : NetworkControl
=====
Scheduler Policy   : SLA1
Scheduler Policy   : alpha
Scheduler Policy   : beta
=====
A:ALA-12#
```

22.18 scheduler-policy

scheduler-policy

Syntax

scheduler-policy [*scheduler-policy-name*] [**association** | **sap-ingress** *policy-id* | **sap-egress** *policy-id*]
scheduler-policy *scheduler-policy-name* { **ingress** | **egress** } **queue-group** *queue-grp-name*

Context

[\[Tree\]](#) (show>qos scheduler-policy)

Full Context

show qos scheduler-policy

Description

Use this command to display scheduler policy information.

Parameters

scheduler-policy-name

The name of a scheduler policy configured in the **config>qos>scheduler-policy** context.

association

Displays the associations related to the specified scheduler name.

sap-ingress *policy-id*

Specifies the SAP ingress QoS policy information.

sap-egress *policy-id*

Specifies the SAP egress QoS policy information.

{ingress | egress}

Specifies the direction to display and are mutually exclusive.

queue-grp-name

Displays information for the specified queue group.

Platforms

All

Output

The following output is an example of scheduler policy information, and [Table 439: Show QoS Scheduler-Policy Output Fields](#) describes the customer scheduler hierarchy fields.

Sample Output

```
A:ALA-12# show qos scheduler-policy SLA1
=====
QoS Scheduler Policy
=====
Policy-Name      : SLA1
Description      : NetworkControl(3), Voice(2) and NonVoice(1) have strict priorities
-----
Tier/Scheduler          Lvl/Wt      PIR      Parent
                        CIR Lvl/Wt      CIR
-----
1 All_traffic            1/1         11000    None
                        -/-         max
2 NetworkControl        3/1         100      All_traffic
                        3/-         max
2 NonVoice               1/1         11000    All_traffic
                        1/-         max
2 Voice                  2/1         5500     All_traffic
                        2/-         max
3 Internet_be           1/1         max      NonVoice
                        1/-         max
3 Internet_priority     2/1         max      NonVoice
                        2/-         max
3 Internet_voice        1/1         max      Voice
                        -/-         max
3 VPN_be                1/1         max      NonVoice
                        1/-         max
3 VPN_nc                 1/1         100      NetworkControl
                        -/-         36
3 VPN_priority          2/1         max      NonVoice
                        2/-         max
3 VPN_reserved          3/1         max      NonVoice
                        3/-         max
3 VPN_video             5/1         1500     NonVoice
                        5/-         1500
3 VPN_voice             1/1         2500     Voice
                        -/-         2500
=====

A:ALA-12# show qos scheduler-policy SLA1 association
=====
QoS Scheduler Policy
=====
Policy-Name      : SLA1
```

Description : NetworkControl(3), Voice(2) and NonVoice(1) have strict priorities

 Associations

 Service-Id : 6000 (Epipe) Customer-Id : 274
 - SAP : 1/1/3.1:0 (Egress)
 Service-Id : 7000 (VPLS) Customer-Id : 7
 - SAP : 1/1/5:0 (Egress)
 - Multi Service Site : west (Ingress)
 =====

A:ALA-12# show qos scheduler-policy SLA1 sap-egress 101

 Compatibility : Scheduler Policy SLA1 & Sap Egress 101
 =====

Orphan Queues :

None Found

Hierarchy :

Root
 |
 |---(S) : All_traffic
 | |
 | |---(S) : NetworkControl
 | | |
 | | |---(S) : VPN_nc
 | | |
 | | |---(S) : NonVoice
 | | | |
 | | | |---(S) : Internet_be
 | | | |---(S) : Internet_priority
 | | | |---(S) : VPN_be
 | | | |---(S) : VPN_priority
 | | | |---(S) : VPN_reserved
 | | | |---(S) : VPN_video
 | | |
 | | |---(S) : Voice
 | | | |
 | | | |---(S) : Internet_voice
 | | | |---(S) : VPN_voice
 =====

show qos scheduler-policy "sched1" sap-ingress 100

 Compatibility : Scheduler Policy sched1 & Sap Ingress 100
 =====

Orphan Queues :

None Found

Orphan Policers :

None Found

Hierarchy :

Root
 |
 |---(S) : sch1
 |

```
|    |---(S) : sch21
|    |   |---(Q) : 2
|    |   |---(P) : 16
|    |---(S) : sch22
|    |   |---(Q) : 3
|    |   |---(Q) : 17
|---(S) : sch2
|   |---(S) : sch23
|   |   |---(Q) : 4
|   |   |---(Q) : 18
|   |---(S) : sch24
|   |   |---(Q) : 5
|   |   |---(P) : 19
|---(Q) : 1
|---(Q) : 6
|---(Q) : 7
|---(Q) : 11
|---(Q) : 16
|---(Q) : 19
|---(P) : 17
|---(P) : 18
=====
```

Table 439: Show QoS Scheduler-Policy Output Fields

Label	Description
Policy-Name	Specifies the scheduler policy name.
Description	Specifies a text string that helps identify the policy context in the configuration file.
Tier	Specifies the level of hierarchy that a group of schedulers are associated with.
Scheduler	Specifies the scheduler name.
Lvl/Wt	Specifies the priority level of the scheduler when compared to other child schedulers and queues vying for bandwidth on the

Label	Description
	parent schedulers during the above-CIR distribution phase of bandwidth allocation. Weight defines the relative weight of this scheduler in comparison to other child schedulers and queues at the same level.
Cir Lvl/Wt	Specifies the level of hierarchy when compared to other schedulers and queues when vying for bandwidth on the parent scheduler. Weight defines the relative weight of this queue in comparison to other child schedulers and queues while vying for bandwidth on the parent scheduler.
PIR	Specifies the PIR rate.
CIR	Specifies the CIR rate.
Parent	Specifies the parent scheduler that governs the available bandwidth given the queue aside from the PIR setting of the queue.
Service-Id	Specifies the ID that uniquely identifies the policy.
Customer-Id	Specifies the ID that uniquely identifies the customer.
SAP	Specifies the Service Access Point (SAP) within the service where the policy is applied.
Multi Service Site	Specifies the multiservice site name.
Orphan Queues	Specifies the number of queues in an orphaned state.
Hierarchy	Displays the scheduler policy tree structure.

22.19 scheduler-stats

scheduler-stats

Syntax

scheduler-stats

Context

[Tree] (clear>qos scheduler-stats)

Full Context

clear qos scheduler-stats

Description

This command clears scheduler statistics.

Platforms

All

scheduler-stats

Syntax

scheduler-stats

Context

[\[Tree\]](#) (show>qos scheduler-stats)

Full Context

show qos scheduler-stats

Description

This command displays scheduler statistics information.

Platforms

All

scheduler-stats

Syntax

scheduler-stats

Context

[\[Tree\]](#) (monitor>qos scheduler-stats)

Full Context

monitor qos scheduler-stats

Description

Commands in this context configure monitor commands for scheduler statistics.

Platforms

All

22.20 screen

screen

Syntax

screen

Context

[\[Tree\]](#) (clear screen)

Full Context

clear screen

Description

This command allows an operator to clear the Telnet or console screen.

Platforms

All

22.21 script

script

Syntax

script

Context

[\[Tree\]](#) (show>service>dynsvc script)

Full Context

show service dynamic-services script

Description

Commands in this context show dynamic services script information.



Note:

These commands are not available in the MD-CLI.

Platforms

7450 ESS, 7750 SR, 7750 SR-a, 7750 SR-e, 7750 SR-s, VSR

script

Syntax

script

Context

[Tree] (show>service>vsd script)

Full Context

show service vsd script

Description

Commands in this context show dynamic services script information.

Platforms

All

script

Syntax

script [*script-name*] [**owner** *script-owner*]

Context

[Tree] (show>system>script-control script)

Full Context

show system script-control script

Description

This command displays script parameters.

Parameters

script-name

Displays information for the specified script. 32 characters maximum.

script-owner

Displays information for the specified script owner. 32 characters maximum.

Platforms

All

Output

The following output is an example of show script command information, and [Table 440: Show Script Output](#) describes the output fields.

Sample Output

```
A:sim1>show>system>script-control# script
=====
Script Information
=====
Script                : test
Owner name            : TiMOS CLI
Description           : asd
Administrative status : enabled
Operational status   : enabled
Script source location : ftp://*****:*****@192.168.100.1/home/testlab_bgp
                       /test1.cfg
Last script error     : none
Last change           : 2015/01/07 17:10:03
=====
A:sim1>show>cron#
```

Table 440: Show Script Output

Label	Description
Script	Displays the name of the script.
Script owner	Displays the owner name of script.
Administrative status	Enabled — Administrative status is enabled. Disabled — Administratively disabled.
Operational status	Enabled — Operational status is enabled. Disabled — Operationally disabled.
Script source location	Displays the location of scheduled script.
Last script error	Displays the system time of the last error.
Last change	Displays the system time of the last change.

22.22 script-control

script-control

Syntax

script-control

Context

[\[Tree\]](#) (show>system script-control)

Full Context

show system script-control

Description

Commands in this context display script information.

Platforms

All

script-control

Syntax

script-control

Context

[\[Tree\]](#) (tools>perform>system script-control)

Full Context

tools perform system script-control

Description

This command performs script-control operations.

Platforms

All

script-control

Syntax

script-control

Context

[\[Tree\]](#) (clear>system script-control)

Full Context

clear system script-control

Description

Commands in this context clear script information.

Platforms

All

22.23 script-policy

script-policy

Syntax

```
script-policy script-policy-name [owner owner-name]  
script-policy run-history [run-state]
```

Context

[\[Tree\]](#) (show>system>script-control script-policy)

Full Context

```
show system script-control script-policy
```

Description

This command displays script policy information.

Parameters

script-policy-name

Displays policy information for the specified script. 32 characters maximum.

owner-name

Displays information for the specified script owner. 32 characters maximum.

Default TiMOS CLI

run-state

Displays information for script policies in the specified state.

Values executing, initializing, terminated

Platforms

All

Output

The following output is an example of script policy information, and [Table 441: Script Policy Output](#) describes the output fields.

Sample Output

```
*A:Redundancy# show system script-control script-policy run-history terminated  
=====
```

```
Script-policy Run History
=====
Script policy "test"
Owner "TiMOS CLI"
-----
Script Run #17
-----
Start time : 2006/11/06 20:30:09 End time : 2006/11/06 20:35:24
Elapsed time : 0d 00:05:15 Lifetime : 0d 00:00:00
State : terminated Run exit code : noError
Result time : 2006/11/06 20:35:24 Keep history : 0d 00:49:57
Error time : never
Results file : ftp://*:*@192.168.15.18/home/testlab_bgp/cron/_20061106-203008.
out
Run exit : Success
-----
Script Run #18
-----
Start time : 2006/11/06 20:35:24 End time : 2006/11/06 20:40:40
Elapsed time : 0d 00:05:16 Lifetime : 0d 00:00:00
State : terminated Run exit code : noError
Result time : 2006/11/06 20:40:40 Keep history : 0d 00:55:13
Error time : never
Results file : ftp://*:*@192.168.15.18/home/testlab_bgp/cron/_20061106-203523.
out
Run exit : Success
-----
*A:Redundancy#

*A:Redundancy# show system script-control script-policy run-history executing
=====
Script-policy Run History
=====
Script policy "test"
Owner "TiMOS CLI"
-----
Script Run #20
-----
Start time : 2006/11/06 20:46:00 End time : never
Elapsed time : 0d 00:00:56 Lifetime : 0d 00:59:04
State : executing Run exit code : noError
Result time : never Keep history : 0d 01:00:00
Error time : never
Results file : ftp://*:*@192.168.15.18/home/testlab_bgp/cron/_20061106-204559.
out
=====
*A:Redundancy#

*A:Redundancy# show system script-control script-policy run-history initializing
=====
Script-policy Run History
=====
Script policy "test"
Owner "TiMOS CLI"
-----
Script Run #21
-----
Start time : never End time : never
Elapsed time : 0d 00:00:00 Lifetime : 0d 01:00:00
State : initializing Run exit code : noError
Result time : never Keep history : 0d 01:00:00
Error time : never
Results file : none
-----
```

```

Script Run #22
-----
Start time : never End time : never
Elapsed time : 0d 00:00:00 Lifetime : 0d 01:00:00
State : initializing Run exit code : noError
Result time : never Keep history : 0d 01:00:00
Error time : never
Results file : none
-----
Script Run #23
-----
Start time : never End time : never
Elapsed time : 0d 00:00:00 Lifetime : 0d 01:00:00
State : initializing Run exit code : noError
Result time : never Keep history : 0d 01:00:00
Error time : never
Results file : none
=====
*A:Redundancy#
  
```

Table 441: Script Policy Output

Label	Description
Script policy	Displays the name of the script policy.
Script policy owner	Displays the name of the script policy owner.
Administrative status	Enabled — Administrative status is enabled. Disabled — Administrative status is disabled.
Script	Displays the name of the script.
Script owner	Displays the name of the script owner.
Script source location	Displays the location of scheduled script.
Max running allowed	Displays the maximum number of allowed sessions.
Max completed run histories	Displays the maximum number of sessions previously run.
Max lifetime allowed	Displays the maximum amount of time the script may run.
Completed run histories	Displays the number of completed sessions.
Executing run histories	Displays the number of sessions in the process of executing.
Initializing run histories	Displays the number of sessions ready to run/queued but not executed.
Max time tun history saved	Displays the maximum amount of time to keep the results from a script run.

Label	Description
Last change	Displays the system time a change was made to the configuration.
Script start error	Displays the error found while executing the script.
Max row empire time	Reserved for SNMP.
Last application	Displays the last application used to execute the script.
Last auth. user account	Displays the last user used to execute the script. If no user is specified in "configure system cli-script authorization event-handler/cron" then the user is not specified.

script-policy

Syntax

script-policy

Context

[\[Tree\]](#) (tools>perform>system>script-control script-policy)

Full Context

tools perform system script-control script-policy

Description

This command performs script-policy operations.

Platforms

All

script-policy

Syntax

script-policy

Context

[\[Tree\]](#) (clear>system>script-control script-policy)

Full Context

clear system script-control script-policy

Description

Commands in this context clear script policy information.

Platforms

All

22.24 scripts

scripts

Syntax

scripts

Context

[\[Tree\]](#) (show>log>event-handling scripts)

Full Context

show log event-handling scripts

Description

This command displays handler configuration and script run queue information.

Platforms

All

Output

The following is an example of log event handling script information.

Sample output

```
=====
Event Handling System - Script Policy Association
=====
-----
No Matching Entries Found
=====
Event Handling System - Script Association
=====
-----
No Matching Entries Found
=====
Event Handling System - Script Launched List
=====
Run #      Script owner          Script name           Script state
-----
No Matching Entries
=====
```


22.25 sctp-filter

sctp-filter

Syntax

sctp-filter *sctp-filter-name*

Context

[\[Tree\]](#) (show>app-assure>group sctp-filter)

Full Context

show application-assurance group sctp-filter

Description

This command displays Stream Control Transmission Protocol (SCTP) filter information

Parameters

sctp-filter-name

Specifies an SCTP filter, up to 256 characters. When a filter is specified, all traffic is examined as described in the `tmnxBsxSctpFltrTable`.

Platforms

7450 ESS, 7750 SR, 7750 SR-e, 7750 SR-s, VSR

22.26 sdp

sdp

Syntax

sdp all | *sdp-id:vc-id*

Context

[\[Tree\]](#) (show>subscr-mgmt>errors sdp)

Full Context

show subscriber-mgmt errors sdp

Description

This command sorts all the subscriber errors by SDP.

Parameters

all

Shows all errors beginning with the lowest SDP index.

sdp-id:vc-id

Shows only the error of a specific SDP index.

Platforms

7450 ESS, 7750 SR, 7750 SR-a, 7750 SR-e, 7750 SR-s, VSR

Output

[Table 442: Subscriber Management SDP Error Field Descriptions](#) describes subscriber management SDP error output fields.

Table 442: Subscriber Management SDP Error Field Descriptions

Field	Description
SDP	The SDP ID associated with the error
Time	The time this error was reported to the subscriber management errors subsystem
Service	The service ID associated with the error
MAC	The MAC address associated with the error
Error	The error that occurred on the SDP
Extra	Extra information about the error that occurred

sdp

Syntax

sdp [*sdp-id* [:*vc-id*]] [**detail**]

sdp far-end {*ip-address* | *ipv6-address*} [**detail**]

sdp *sdp-id* [*vc-id*] **l2tpv3**

sdp *sdp-id* [:*vc-id*] **static-isids** [**range-id** *range-id*]

sdp *sdp-id* [:*vc-id*] **static-isids** **mfib**

sdp *sdp-id* [:*vc-id*] [**detail**] **vccv-bfd** [**session**]

sdp *sdp-id* [:*vc-id*] **mrp**

Context

[\[Tree\]](#) (show>service>id sdp)

Full Context

show service id sdp

Description

Displays information for the SDPs associated with the service. If no optional parameters are specified, a summary of all associated SDPs is displayed.

Parameters

sdp-id [:vc-id]

Displays only information for the specified SDP ID.

Values sdp-id: 1 to 17407
vc-id: 1 to 4294967295

Default all SDPs

detail

Displays detailed SDP information.

ip-address | *ipv6-address*

Displays only SDPs matching with the specified far-end IP address. 64 characters maximum.

Default SDPs with any far-end IP address

l2tpv3

Indicates that the user wants to display l2tpv3 specific information for SDPs that are of type l2tpv3.

static-isids

Specifies the I-Component service IDs created on the SDP.

range-id

Displays the service using the specified I-component Service ID (ISID).

Values 1 to 4294967295

mfib

Display MFIB related information. This parameter applies to the 7450 ESS or 7750 SR only.

vccv-bfd

Displays detailed information about the VCCV BFD session for a spoke SDP.

session

displays a summary of all VCCV sessions.

mrp

Displays detailed MRP information.

Platforms

All

Output

The following output is an example of SDP information, and [Table 443: Show Service-ID SDP Field Descriptions](#) describes the output fields.

Sample Output

```
# show service id 1 sdp detail
=====
Services: Service Destination Points Details
=====
  Sdp Id 1:1  -(10.20.1.2)
-----
Description      : Default sdp description
SDP Id           : 1:1                               Type           : Spoke
VC Type          : Ether                             VC Tag         : n/a
Admin Path MTU   : 0                               Oper Path MTU  : 9186
Far End          : 10.20.1.2                       Delivery       : MPLS

Admin State      : Up                               Oper State     : Up
Acct. Pol       : None                             Collect Stats  : Disabled
Ingress Label   : 2048                             Egress Label  : 2048
Ing mac Fltr    : n/a                             Egr mac Fltr  : n/a
Ing ip Fltr     : n/a                             Egr ip Fltr   : n/a
Ing ipv6 Fltr   : n/a                             Egr ipv6 Fltr : n/a
Admin ControlWord : Not Preferred                       Oper ControlWord : False
Last Status Change : 05/31/2007 00:45:43           Signaling     : None
Last Mgmt Change  : 05/31/2007 00:45:43

Class Fwding State : Up
Flags             : None
Peer Pw Bits     : None
Peer Fault Ip    : None
Peer Vccv CV Bits : None
Peer Vccv CC Bits : None
Max Nbr of MAC Addr: No Limit                       Total MAC Addr : 0
Learned MAC Addr : 0                               Static MAC Addr : 0

MAC Learning     : Enabled                         Discard Unkwn Srce: Disabled
MAC Aging        : Enabled
L2PT Termination : Disabled                       BPDU Translation : Disabled
MAC Pinning      : Disabled

KeepAlive Information :
Admin State      : Disabled                       Oper State     : Disabled
Hello Time      : 10                             Hello Msg Len  : 0
Max Drop Count  : 3                             Hold Down Time : 10

Statistics       :
I. Fwd. Pkts.   : 0                               I. Dro. Pkts.  : 0
I. Fwd. Octs.   : 0                               I. Dro. Octs.  : 0
E. Fwd. Pkts.   : 0                               E. Fwd. Octets : 0
MCAC Policy Name :
MCAC Max Unconst BW: no limit                       MCAC Max Mand BW : no limit
MCAC In use Mand BW: 0                             MCAC Avail Mand BW: unlimited
MCAC In use Opnl BW: 0                             MCAC Avail Opnl BW: unlimited

Associated LSP LIST :
Lsp Name        : A_B_1                               Oper State     : Up
Admin State     : Up
Time Since Last Tr*: 00h26m35s

Lsp Name        : A_B_2                               Oper State     : Up
Admin State     : Up
Time Since Last Tr*: 00h26m35s
```

```

Lsp Name      : A_B_3
Admin State   : Up                               Oper State    : Up
Time Since Last Tr*: 00h26m34s

Lsp Name      : A_B_4
Admin State   : Up                               Oper State    : Up
Time Since Last Tr*: 00h26m34s

Lsp Name      : A_B_5
Admin State   : Up                               Oper State    : Up
Time Since Last Tr*: 00h26m34s

Lsp Name      : A_B_6
Admin State   : Up                               Oper State    : Up
Time Since Last Tr*: 00h26m34s

Lsp Name      : A_B_7
Admin State   : Up                               Oper State    : Up
Time Since Last Tr*: 00h26m34s

Lsp Name      : A_B_8
Admin State   : Up                               Oper State    : Up
Time Since Last Tr*: 00h26m35s

Lsp Name      : A_B_9
Admin State   : Up                               Oper State    : Up
Time Since Last Tr*: 00h26m34s

Lsp Name      : A_B_10
Admin State   : Up                              Oper State    : Up
Time Since Last Tr*: 00h26m34s
-----
Class-based forwarding :
-----
Class forwarding      : enabled
Default LSP          : A_B_10                Multicast LSP      : A_B_9
=====
FC Mapping Table
=====
FC Name      LSP Name
-----
af           A_B_3
be           A_B_1
ef           A_B_6
h1           A_B_7
h2           A_B_5
l1           A_B_4
l2           A_B_2
nc           A_B_8
=====
Stp Service Destination Point specifics
-----
Mac Move      : Blockable
Stp Admin State : Up                               Stp Oper State  : Down
Core Connectivity : Down
Port Role     : N/A                               Port State     : Forwarding
Port Number   : 2049                             Port Priority   : 128
Port Path Cost : 10                             Auto Edge      : Enabled
Admin Edge    : Disabled                         Oper Edge      : N/A
Link Type     : Pt-pt                            BPDU Encap     : Dot1d
Root Guard    : Disabled                         Active Protocol : N/A
Last BPDU from : N/A
Designated Bridge : N/A                               Designated Port Id: 0
  
```

```

Fwd Transitions      : 0                Bad BPDUs rcvd      : 0
Cfg BPDUs rcvd       : 0                Cfg BPDUs tx       : 0
TCN BPDUs rcvd       : 0                TCN BPDUs tx       : 0
RST BPDUs rcvd       : 0                RST BPDUs tx       : 0
-----
Number of SDPs : 1
-----
* indicates that the corresponding row element may have been truncated.
-----
A:Dut-A#
  
```

```
# show service id 1 sdp 130:1 detail
```

```
=====
Service Destination Point (Sdp Id : 130:1) Details
=====
```

```
Sdp Id 130:1 -(10.20.1.1)
-----
```

```

Description      : (Not Specified)
SDP Id           : 130:1                Type                : Spoke
Spoke Descr      : (Not Specified)
VC Type          : n/a                  VC Tag              : n/a
Admin Path MTU   : 1600                 Oper Path MTU       : 1600
Delivery         : MPLS
Far End          : 10.20.1.1            Tunnel Far End      :
Oper Tunnel Far End: 10.20.1.1
LSP Types        : LDP
Hash Label       : Disabled             Hash Lbl Sig Cap    : Disabled
Oper Hash Label  : Disabled
Entropy Label    : Disabled

Admin State      : Up                   Oper State          : Up
MinReqd SdpOperMTU : n/a
Adv Service MTU  : 1500
Acct. Pol       : None                  Collect Stats       : Disabled
Ingress Label    : 524236                Egress Label       : 524257
Ingr Mac Fltr-Id : n/a                  Egr Mac Fltr-Id    : n/a
Ingr IP Fltr-Id  : n/a                  Egr IP Fltr-Id     : n/a
Ingr IPv6 Fltr-Id : n/a                 Egr IPv6 Fltr-Id   : n/a
Admin ControlWord : Not Preferred          Oper ControlWord    : False
BFD Template     : BFD_VCCV
BFD-Enabled      : yes                  BFD-Encap          : ipv4
BFD Fail Action  : down                 BFD Oper State     : connected
BFD WaitForUpTimer : 0 secs
Last Status Change : 11/09/2020 17:04:44      Signaling           : n/a
Last Mgmt Change  : 11/09/2020 17:04:43
Class Fwding State : Down
Flags            : None
Local Pw Bits    : None
Peer Pw Bits     : None
Peer Fault Ip    : None
Peer Vccv CV Bits : lspPing bfdFaultDet
Peer Vccv CC Bits : mplsRouterAlertLabel
Application Profile: None
Transit Policy   : None
AARP Id          : None

Ingress Qos Policy : (none)              Egress Qos Policy  : (none)
Ingress FP QGrp   : (none)              Egress Port QGrp   : (none)
Ing FP QGrp Inst  : (none)              Egr Port QGrp Inst: (none)
  
```

```
KeepAlive Information :
Admin State           : Disabled           Oper State           : Disabled
Hello Time           : 10                 Hello Msg Len        : 0
Max Drop Count       : 3                 Hold Down Time       : 10
Statistics            :
I. Fwd. Pkts.        : 0                 I. Dro. Pkts.        : 0
I. Fwd. Octs.        : 0                 I. Dro. Octs.        : 0
E. Fwd. Pkts.        : 804                E. Fwd. Octets       : 41892
```

Control Channel Status

```
PW Status             : disabled           Refresh Timer        : <none>
Peer Status Expire    : false
Request Timer         : <none>
Acknowledgement       : false
```

ETH-CFM SDP-Bind specifics

```
Squelch Levels       : None
Collect Lmm Stats    : Disabled
LMM FC Stats         : None
LMM FC In Prof       : None
```

LDP Information :

```
LDP LSP Id           : 65537
```

RSVP/Static LSPs

```
Associated LSP List :
No LSPs Associated
```

Class-based forwarding :

```
Class forwarding     : Disabled           EnforceDSTELspFc    : Disabled
Default LSP          : Uknwn
Multicast LSP        : None
```

=====
FC Mapping Table
=====

```
FC Name              LSP Name
```

No FC Mappings

Segment Routing

```
ISIS                 : disabled
OSPF                  : disabled
TE-LSP                : disabled
```

Number of SDPs : 1

=====

Table 443: Show Service-ID SDP Field Descriptions

Label	Description
Sdp Id	The SDP identifier.
Type	Indicates whether the SDP is a spoke or a mesh.
Split Horizon Group	Name of the split horizon group that the SDP belongs to.
VC Type	Displays the VC type: ether or vlan.
VC Tag	Displays the explicit dot1Q value used when encapsulating to the SDP far end.
I. Lbl	The VC label used by the far-end device to send packets to this device in this service by the SDP.
Admin Path MTU	The operating path MTU of the SDP is equal to the admin path MTU (when one is set) or the dynamically computed tunnel MTU, when no admin path MTU is set (the default case).
Oper Path MTU	The actual largest service frame size (in octets) that can be transmitted through this SDP to the far-end router, without requiring the packet to be fragmented.
Far End	Specifies the IP address of the remote end of the GRE or MPLS tunnel defined by this SDP.
Delivery	Specifies the type of delivery used by the SDP: GRE or MPLS.
Admin State	The administrative state of this SDP.
Adv Service MTU	Displays the configured advertise service MTU value (for Epipe services only).
Oper State	The operational state of this SDP.
Ingress Label	The label used by the far-end device to send packets to this device in this service by this SDP.
Egress Label	The label used by this device to send packets to the far-end device in this service by the SDP.
BFD Template	The BFD template name.
BFD-Enabled	The BFD enabled status.
BFD-Encap	The BFD encapsulation type.
BFD Fail Action	The BFD fail action.
BFD Oper State	The BFD operational state.
BFD WaitFor UpTimer	The BFD wait for up timer value.

Label	Description
Last Changed	The date and time of the most recent change to the SDP.
Signaling	Specifies the signaling protocol used to obtain the ingress and egress labels used in frames transmitted and received on this SDP.
Admin State	The administrative state of the keepalive process.
Oper State	The operational state of the keepalive process.
Hello Time	Specifies how often the SDP echo request messages are transmitted on this SDP.
Max Drop Count	Specifies the maximum number of consecutive SDP echo request messages that can be unacknowledged before the keepalive protocol reports a fault.
Hello Msg Len	Specifies the length of the SDP echo request messages transmitted on this SDP.
Hold Down Time	Specifies the amount of time to wait before the keepalive operating status is eligible to enter the alive state.
I. Fwd. Pkts.	Specifies the number of forwarded ingress packets.
I. Dro. Pkts.	Specifies the number of dropped ingress packets.
E. Fwd. Pkts.	Specifies the number of forwarded egress packets.
Associated LSP List	When the SDP type is MPLS, a list of LSPs used to reach the far-end router displays. All the LSPs in the list must terminate at the IP address specified in the far end field. If the SDP type is GRE, then the following message displays: SDP delivery mechanism is not MPLS.

sdp

Syntax

sdp

Context

[\[Tree\]](#) (show>service>id sdp)

Full Context

show service id sdp

Description

This command displays SDPs associated with this service.

Platforms

All

Output

The following is an example of SDP information associated with a service ID.

Sample Output

```
*A:Dut-C# show service id 1001 sdp 17407:4294967295 detail
=====
Service Destination Point (Sdp Id : 17407:4294967295) Details
=====
-----
Sdp Id 17407:4294967295  -(0.0.0.0)
-----
Description      : (Not Specified)
SDP Id           : 17407:4294967295          Type           : VplsPmsi
Split Horiz Grp  : (Not Specified)
VC Type          : Ether                    VC Tag         : n/a
Admin Path MTU   : 9194                     Oper Path MTU  : 9194
Far End          : not applicable            Delivery       : MPLS
Tunnel Far End   : n/a                      LSP Types      : None
Hash Label       : Disabled                 Hash Lbl Sig Cap : Disabled
Oper Hash Label  : Disabled
Admin State      : Up                       Oper State     : Up
Acct. Pol        : None                     Collect Stats  : Disabled
Ingress Label    : 0                       Egress Label   : 3
Ingr Mac Fltr-Id : n/a                     Egr Mac Fltr-Id : n/a
Ingr IP Fltr-Id  : n/a                     Egr IP Fltr-Id  : n/a
Ingr IPv6 Fltr-Id : n/a                    Egr IPv6 Fltr-Id : n/a
Admin ControlWord : Not Preferred          Oper ControlWord : False
Last Status Change : 01/31/2012 00:51:46      Signaling      : None
Last Mgmt Change  : 01/31/2012 00:49:58    Force Vlan-Vc  : Disabled
Endpoint         : N/A                     Precedence     : 4
PW Status Sig    : Enabled
Class Fwding State : Down
Flags            : None
Time to RetryReset : never                          Retries Left   : 3
Mac Move         : Blockable                Blockable Level : Tertiary
Local Pw Bits    : None
Peer Pw Bits     : None
Peer Fault Ip    : None
Application Profile: None
Max Nbr of MAC Addr: No Limit              Total MAC Addr  : 0
Learned MAC Addr : 0                       Static MAC Addr : 0
MAC Learning     : Enabled                  Discard Unkwn Srce: Disabled
MAC Aging        : Enabled
BPDU Translation : Disabled
L2PT Termination : Disabled
MAC Pinning      : Disabled
Ignore Standby Sig : False                    Block On Mesh Fail: False
Oper Group       : (none)                    Monitor Oper Grp : (none)
Rest Prot Src Mac : Disabled                          RestProtSrcMacAct : Disable
Auto Learn Mac Prot: Disabled                  Egress Qos Policy : (none)
Ingress Qos Policy : (none)                    Egress Port QGrp : (none)
Ingress FP QGrp  : (none)                    Egr Port QGrp Inst: (none)
Ing FP QGrp Inst : (none)
-----
ETH-CFM SDP-Bind specifics
-----
V-MEP Filtering  : Disabled
KeepAlive Information :
```

```

Admin State      : Disabled      Oper State       : Disabled
Hello Time      : 10             Hello Msg Len    : 0
Max Drop Count  : 3             Hold Down Time   : 10
Statistics      :
I. Fwd. Pkts.   : 0             I. Dro. Pkts.   : 0
I. Fwd. Octs.   : 0             I. Dro. Octs.   : 0
E. Fwd. Pkts.   : 5937639      E. Fwd. Octets  : 356258340
MCAC Policy Name :
MCAC Max Unconst BW: no limit   MCAC Max Mand BW : no limit
MCAC In use Mand BW: 0          MCAC Avail Mand BW: unlimited
MCAC In use Opnl BW: 0         MCAC Avail Opnl BW: unlimited
  
```

 RSVP/Static LSPs

Associated LSP List :

No LSPs Associated

Class-based forwarding :

```

Class forwarding : Disabled      EnforceDSTELspFc : Disabled
Default LSP      : Uknwn        Multicast LSP     : None
  
```

=====
 FC Mapping Table
 =====

FC Name	LSP Name
---------	----------

No FC Mappings

Stp Service Destination Point specifics

```

Stp Admin State : Down          Stp Oper State  : Down
Core Connectivity : Down
Port Role       : N/A          Port State      : Forwarding
Port Number     : 0            Port Priority    : 128
Port Path Cost  : 10          Auto Edge       : Enabled
Admin Edge      : Disabled     Oper Edge       : N/A
Link Type       : Pt-pt        BPDU Encap     : Dot1d
Root Guard      : Disabled     Active Protocol : N/A
Last BPDU from  : N/A
Designated Bridge : N/A      Designated Port Id: N/A
Fwd Transitions : 0           Bad BPDUs rcvd : 0
Cfg BPDUs rcvd  : 0           Cfg BPDUs tx   : 0
TCN BPDUs rcvd  : 0           TCN BPDUs tx   : 0
TC bit BPDUs rcvd : 0       TC bit BPDUs tx : 0
RST BPDUs rcvd  : 0           RST BPDUs tx   : 0
  
```

Number of SDPs : 1

*A:Dut-C#

A:Dut-B>config>service>vpls>bind# /show service id 1 sdp detail
 =====

Services: Service Destination Points Details
 =====

Sdp Id 120:1 -(10.20.1.1)

Description	: (Not Specified)		
SDP Id	: 120:1	Type	: Spoke
Spoke Descr	: (Not Specified)		
Split Horiz Grp	: (Not Specified)		
Etree Root Leaf Tag	: Disabled	Etree Leaf AC	: Disabled

```

VC Type           : Ether           VC Tag           : n/a
Admin Path MTU    : 0              Oper Path MTU    : 1570
Delivery          : MPLS
Far End           : 10.20.1.1
Tunnel Far End    : n/a
Hash Label        : Enabled
Oper Hash Label   : Disabled
Entropy Label     : Disabled

Admin State       : Up              Oper State       : Down
MinReqd SdpOperMTU : 1490
Acct. Pol        : None
Ingress Label     : 262130
Ingr Mac Fltr-Id : n/a
Ingr IP Fltr-Id  : n/a
Admin ControlWord : Not Preferred
BFD Template     : None
BFD-Enabled      : no
Last Status Change : 07/15/2016 02:41:25
Last Mgmt Change  : 07/15/2016 02:40:45
Endpoint         : N/A
PW Status Sig     : Enabled
Force Vlan-Vc    : Disabled
Class Fwding State : Down
Flags             : LabelStackLimitExceeded
Time to RetryReset : never
Mac Move         : Blockable
Local Pw Bits    : pwNotForwarding
Peer Pw Bits     : None
Peer Fault Ip    : None
Peer Vccv CV Bits : lspPing bfdFaultDet
Peer Vccv CC Bits : mplsRouterAlertLabel

Admin State       : Up              Oper State       : Down
MinReqd SdpOperMTU : 1490
Acct. Pol        : None
Ingress Label     : 262130
Ingr Mac Fltr-Id : n/a
Ingr IP Fltr-Id  : n/a
Admin ControlWord : Not Preferred
BFD Template     : None
BFD-Enabled      : no
Last Status Change : 07/15/2016 02:41:25
Last Mgmt Change  : 07/15/2016 02:40:45
Endpoint         : N/A
PW Status Sig     : Enabled
Force Vlan-Vc    : Disabled
Class Fwding State : Down
Flags             : LabelStackLimitExceeded
Time to RetryReset : never
Mac Move         : Blockable
Local Pw Bits    : pwNotForwarding
Peer Pw Bits     : None
Peer Fault Ip    : None
Peer Vccv CV Bits : lspPing bfdFaultDet
Peer Vccv CC Bits : mplsRouterAlertLabel

Application Profile: None
Transit Policy     : None
Max Nbr of MAC Addr: No Limit
Learned MAC Addr  : 0
OAM MAC Addr      : 0
Host MAC Addr     : 0
SPB MAC Addr      : 0
BGP EVPN Addr     : 0

Total MAC Addr    : 0
Static MAC Addr   : 0
DHCP MAC Addr     : 0
Intf MAC Addr     : 0
Cond MAC Addr     : 0
EVPN Static Addr  : 0

MAC Learning      : Enabled
MAC Aging         : Enabled
BPDU Translation  : Disabled
L2PT Termination  : Disabled
MAC Pinning       : Disabled
Ignore Standby Sig : False
Oper Group        : (none)
Auto Learn Mac Prot: Disabled
RestMacProtSrc Act : none
SendBvplsEvpnFlush : Disabled

Discard Unkwn Srce: Disabled

Block On Mesh Fail: False
Monitor Oper Grp  : (none)

Ingress Qos Policy : (none)
Ingress FP QGrp    : (none)
Ing FP QGrp Inst   : (none)

Egress Qos Policy  : (none)
Egress Port QGrp   : (none)
Egr Port QGrp Inst: (none)

KeepAlive Information :
Admin State         : Disabled
Hello Time          : 10
Max Drop Count      : 3

Oper State          : Disabled
Hello Msg Len       : 0
Hold Down Time      : 10

Statistics          :
I. Fwd. Pkts.       : 100

I. Dro. Pkts.       : 0
  
```

```

I. Fwd. Octs.      : 8800
E. Fwd. Pkts.     : 112
I. Dro. Octs.     : 0
E. Fwd. Octets    : 9436

*A:Dut-C>config>router>mpls# /show service id 1 sdp detail
=====
Services: Service Destination Points Details
=====
Sdp Id 230:1 -(10.20.1.2)
-----
Description       : (Not Specified)
SDP Id            : 230:1
Spoke Descr      : (Not Specified)
VC Type          : n/a
Admin Path MTU   : 0
Delivery         : MPLS
Far End          : 10.20.1.2
Tunnel Far End   : n/a
Hash Label       : Disabled
Oper Hash Label  : Disabled
Entropy Label    : Disabled
Type              : Spoke
VC Tag           : n/a
Oper Path MTU    : 1578
LSP Types        : SR-TE
Hash Lbl Sig Cap : Disabled

Admin State      : Up
MinReqd SdpOperMTU : n/a
Adv Service MTU : n/a
Oper State       : Down
Acct. Pol       : None
Collect Stats   : Disabled
Ingress Label   : 262134
Egress Label    : 262138
Ingr Mac Fltr-Id : n/a
Egr Mac Fltr-Id : n/a
Ingr IP Fltr-Id : n/a
Egr IP Fltr-Id  : n/a
Ingr IPv6 Fltr-Id : n/a
Egr IPv6 Fltr-Id : n/a
Admin ControlWord : Not Preferred
Oper ControlWord : False
BFD Template    : None
BFD-Enabled     : no
BFD-Encap       : ipv4
Last Status Change : 07/21/2016 21:46:23
Signaling       : n/a
Last Mgmt Change : 07/21/2016 21:42:38
Class Fwding State : Down
Flags           : LabelStackLimitExceeded
Local Pw Bits   : pwNotForwarding
Peer Pw Bits    : None
Peer Fault Ip   : None
Peer Vccv CV Bits : lspPing bfdFaultDet
Peer Vccv CC Bits : mplsRouterAlertLabel
Application Profile: None
Transit Policy  : None
AARP Id        : None
Ingress Qos Policy : (none)
Egress Qos Policy : (none)
Ingress FP QGrp : (none)
Egress Port QGrp : (none)
Ing FP QGrp Inst : (none)
Egr Port QGrp Inst : (none)
KeepAlive Information :
Admin State     : Disabled
Oper State      : Disabled
Hello Time      : 10
Hello Msg Len   : 0
Max Drop Count  : 3
Hold Down Time  : 10
Statistics      :
I. Fwd. Pkts.   : 0
I. Dro. Pkts.   : 0
E. Fwd. Pkts.   : 22
E. Fwd. Octets  : 1662
-----
Control Channel Status
-----
PW Status       : disabled
Refresh Timer   : <none>
Peer Status Expire : false
Request Timer   : <none>
Acknowledgement : false
-----

```

```

ETH-CFM SDP-Bind specifics
-----
Squelch Levels      : None
-----
RSVP/Static LSPs
-----
Associated LSP List :
No LSPs Associated
-----
Class-based forwarding :
-----
Class forwarding      : Disabled          EnforceDSTELspFc : Disabled
Default LSP          : Uknwn             Multicast LSP     : None
=====
FC Mapping Table
=====
FC Name              LSP Name
-----
No FC Mappings
-----
Segment Routing
-----
ISIS                 : disabled
OSPF                  : disabled
TE-LSP                : enabled
=====
SR-TE LSPs
=====
Lsp                  Admin  Oper   Time Since
                    Up      Up     Last Trans
-----
LSP_CToB_1           Up     Up     00h00m14s
=====
Number of SDPs : 1
=====
A:Dut-B>config>service>vpls>bind# /show service id 1 sdp detail
=====
Services: Service Destination Points Details
=====
Sdp Id 120:1  -(10.20.1.1)
-----
Description      : (Not Specified)
SDP Id           : 120:1                               Type                : Spoke
Spoke Descr      : (Not Specified)
Split Horiz Grp  : (Not Specified)
Etree Root Leaf Tag: Disabled                               Etree Leaf AC       : Disabled
VC Type          : Ether                               VC Tag              : n/a
Admin Path MTU   : 0                                  Oper Path MTU       : 1570
Delivery         : MPLS
Far End          : 10.20.1.1
Tunnel Far End   : n/a                               LSP Types           : SR-TE
Hash Label       : Enabled                               Hash Lbl Sig Cap    : Enabled
Oper Hash Label  : Disabled
Entropy Label    : Disabled

Admin State      : Up                               Oper State          : Down
MinReqd SdpOperMTU : 1490
Acct. Pol        : None                               Collect Stats       : Disabled
Ingress Label    : 262130                               Egress Label       : 262135
Ingr Mac Fltr-Id : n/a                               Egr Mac Fltr-Id    : n/a
  
```

```

Ingr IP Fltr-Id      : n/a
Admin ControlWord   : Not Preferred
BFD Template       : None
BFD-Enabled        : no
Last Status Change  : 07/15/2016 02:41:25
Last Mgmt Change    : 07/15/2016 02:40:45
Endpoint           : N/A
PW Status Sig      : Enabled
Force Vlan-Vc      : Disabled
Class Fwding State : Down
Flags              : LabelStackLimitExceeded
Time to RetryReset : never
Mac Move           : Blockable
Local Pw Bits      : pwNotForwarding
Peer Pw Bits       : None
Peer Fault Ip      : None
Peer Vccv CV Bits  : lspPing bfdFaultDet
Peer Vccv CC Bits  : mplsRouterAlertLabel
Application Profile : None
Transit Policy     : None
Max Nbr of MAC Addr : No Limit
Learned MAC Addr   : 0
OAM MAC Addr       : 0
Host MAC Addr      : 0
SPB MAC Addr       : 0
BGP EVPN Addr      : 0
MAC Learning       : Enabled
MAC Aging          : Enabled
BPDU Translation   : Disabled
L2PT Termination   : Disabled
MAC Pinning        : Disabled
Ignore Standby Sig : False
Oper Group         : (none)
Auto Learn Mac Prot : Disabled
RestMacProtSrc Act : none
SendBvplsEvpnFlush : Disabled
Ingress Qos Policy : (none)
Ingress FP QGrp    : (none)
Ing FP QGrp Inst   : (none)
KeepAlive Information :
Admin State        : Disabled
Hello Time         : 10
Max Drop Count     : 3
Statistics         :
I. Fwd. Pkts.     : 100
I. Fwd. Octs.     : 8800
E. Fwd. Pkts.     : 112

Egr IP Fltr-Id     : n/a
Oper ControlWord   : False
BFD-Encap         : ipv4
Signaling          : TLDP
Precedence         : 4
Force Qinq-Vc     : Disabled
Retries Left      : 3
Blockable Level    : Tertiary

Total MAC Addr    : 0
Static MAC Addr   : 0
DHCP MAC Addr     : 0
Intf MAC Addr     : 0
Cond MAC Addr     : 0
EVPN Static Addr  : 0
Discard Unkwn Srce : Disabled

Block On Mesh Fail : False
Monitor Oper Grp   : (none)

Egress Qos Policy : (none)
Egress Port QGrp  : (none)
Egr Port QGrp Inst : (none)

Oper State        : Disabled
Hello Msg Len     : 0
Hold Down Time    : 10

I. Dro. Pkts.    : 0
I. Dro. Octs.    : 0
E. Fwd. Octets   : 9436
  
```

sdp

Syntax

sdp *sdp-id* **pw-port** [*pw-port-id*]

sdp *sdp-id* **pw-port**

sdp *sdp-id* **pw-port** [*pw-port-id*] [**statistics**]

sdp [**consistent** | **inconsistent** | **na**] **egressifs**

sdp *sdp-id* **keep-alive-history**

sdp far-end *ip-address* | *ipv6-address* **keep-alive-history**

sdp [*sdp-id*] **detail**

sdp far-end *ip-address* | *ipv6-address* **detail**

Context

[\[Tree\]](#) (show>service sdp)

Full Context

show service sdp

Description

This command displays SDP information.

If no optional parameters are specified, a summary SDP output for all SDPs is displayed.

Parameters

sdp-id

The SDP ID for which to display information.

Values 1 to 17407

Default All SDPs

pw-port-id

Displays the SAP identifier for PW-SAPs.

Values 1 to 10239

ip-address

Displays only SDPs matching with the specified far-end IP address.

Default SDPs with any far-end IP address

detail

Displays detailed SDP information.

Default SDP summary output

keep-alive-history

Displays the last fifty SDP keepalive events for the SDP.

Default SDP summary output

Platforms

All

Output

The following output displays service SDP information.

Sample Output

```

=====
*A:ALA-12>config>service# show service sdp 1 pw-port
=====
Service Destination Point (sdp Id 1 Pw-Port)
=====
Pw-port   VC-Id   Adm    Encap    Opr    VC Type   Egr Shaper   Monitor
                  VPort  Oper     Group
-----
1         1       up     dot1q    up     ether
2         2       up     qinq     up     ether
3         3       up     dot1q    up     ether
4         4       up     qinq     up     ether
-----
Entries found : 4
=====

*A:ALA-12>config>service# show service sdp 1 pw-port 3
=====
Service Destination Point (Sdp Id 1 Pw-Port 3)
=====
SDP Binding port   : lag-1
VC-Id              : 3
Encap              : dot1q
VC Type            : ether
Oper Flags         : (Not Specified)
Monitor Oper-Group : (Not Specified)
Admin Status       : up
Oper Status        : up
=====

*A:ALA-12>config>service# show service sdp 1 pw-port 3 statistics
=====
Service Destination Point (Sdp Id 1 Pw-Port 3)
=====
SDP Binding port   : lag-1
VC-Id              : 3
Encap              : dot1q
VC Type            : ether
Oper Flags         : (Not Specified)
Monitor Oper-Group : (Not Specified)
Admin Status       : up
Oper Status        : up

Statistics         :
I. Fwd. Pkts.     : 0
I. Fwd. Octs.     : 0
E. Fwd. Pkts.     : 0
I. Dro. Pkts.     : 0
I. Dro. Octs.     : 0
E. Fwd. Octets    : 0
=====

```

sdp

Syntax

```

sdp sdp-id pw-port [pw-port-id]
sdp sdp-id pw-port
sdp sdp-id pw-port pw-port-id [ statistics]
sdp [consistent | inconsistent | na] egressifs
sdp sdp-id keep-alive-history

```

```
sdp far-end {ip-address | ipv6-address} keep-alive-history  
sdp [sdp-id] detail  
sdp far-end {ip-address | ipv6-address} [ detail]
```

Context

[\[Tree\]](#) (show>service sdp)

Full Context

```
show service sdp
```

Description

This command displays information for the SDPs associated with the service.
If no optional parameters are specified, a summary of all associated SDPs is displayed.

Parameters

sdp-id

Specifies the SDP ID for which to display information.

Values 1 to 17407

pw-port-id

Specifies the pseudowire port identifier.

Values 1 to 10239

ip-address

Displays only SDPs with the specified far-end IPv4 address. 64 characters maximum.

ipv6-address

Displays only SDPs with the specified far-end IPv6 address. 64 characters maximum.

detail

Displays detailed SDP information.

Default SDP summary output

keep-alive-history

Displays the last fifty SDP keepalive events for the SDP.

Default SDP summary output

Platforms

All

Output

The following outputs are examples of SDP information.

Sample Output

```
*A:ALA-12>config>service# show service sdp 1 pw-port
=====
Service Destination Point (sdp Id 1 Pw-Port)
=====
Pw-port   VC-Id   Adm    Encap    Opr    VC Type   Egr Shaper   Monitor
          VPort   Oper   Group
-----
1         1       up     dot1q    up     ether
2         2       up     qinq     up     ether
3         3       up     dot1q    up     ether
4         4       up     qinq     up     ether
-----
Entries found : 4
=====
```

```
*A:ALA-12>config>service# show service sdp 1 pw-port 3
=====
Service Destination Point (Sdp Id 1 Pw-Port 3)
=====
SDP Binding port   : lag-1
VC-Id              : 3
Encap              : dot1q
VC Type            : ether
Oper Flags         : (Not Specified)
Monitor Oper-Group : (Not Specified)
Admin Status       : up
Oper Status        : up
=====
```

```
*A:ALA-12>config>service# show service sdp 1 pw-port 3 statistics
=====
Service Destination Point (Sdp Id 1 Pw-Port 3)
=====
SDP Binding port   : lag-1
VC-Id              : 3
Encap              : dot1q
VC Type            : ether
Oper Flags         : (Not Specified)
Monitor Oper-Group : (Not Specified)
Admin Status       : up
Oper Status        : up

Statistics
I. Fwd. Pkts.     : 0
I. Fwd. Octs.     : 0
E. Fwd. Pkts.     : 0
I. Dro. Pkts.     : 0
I. Dro. Octets.   : 0
E. Fwd. Octets    : 0
=====
```

```
*A:Dut-B# show service sdp detail
=====
Services: Service Destination Points Details
=====
Sdp Id 1 -10.20.1.3
-----
Description       : Default sdp description
SDP Id            : 1
Admin Path MTU    : 1514
Delivery          : MPLS
Far End           : 10.20.1.3
Tunnel Far End    : 10.20.1.3
Admin State       : Up
SDP Source        : manual
Oper Path MTU     : 1514
LSP Types         : LDP
Oper State        : Up
=====
```

```

Signaling          : TLDP          Metric          : 0
Acct. Pol         : None          Collect Stats   : Disabled
Last Status Change : 06/13/2017 17:14:05 Adv. MTU Over.  : No
Last Mgmt Change  : 06/13/2017 17:17:19 VLAN VC Etype  : 0x8100
Bw BookingFactor  : 100          PBB Etype      : 0x88e7
Oper Max BW(Kbps) : 0            Avail BW(Kbps) : 0
Net-Domain        : default       Egr Interfaces  : Consistent
FPE LSP Id        : 0
Weighted ECMP     : Enabled
Flags             : None
Mixed LSP Mode Information :
Mixed LSP Mode    : Disabled      Active LSP Type : LDP
KeepAlive Information :
Admin State       : Disabled      Oper State      : Disabled
Hello Time        : 10            Hello Msg Len   : 0
Hello Timeout     : 5            Unmatched Replies : 0
Max Drop Count    : 3            Hold Down Time  : 10
Tx Hello Msgs     : 0            Rx Hello Msgs   : 0
Src B-MAC LSB     : <none>        Ctrl PW VC ID   : <none>
Ctrl PW Active    : n/a
  
```

 LDP Information :

LDP LSP Id : 65662

 RSVP/Static LSPs

Associated LSP List :
 No LSPs Associated

Class-based forwarding :

```

Class forwarding : Disabled      EnforceDSTELspFc : Disabled
Default LSP      : Uknwn        Multicast LSP     : None
  
```

=====
 FC Mapping Table
 =====

FC Name	LSP Name
No FC Mappings	

Segment Routing

```

ISIS          : disabled
OSPF          : disabled
TE-LSP        : disabled
  
```

 Number of SDPs : 1

*A:Dut-B#

sdp

Syntax

sdp *sdp-id* **pw-port** [*pw-port-id*]

sdp *sdp-id* **pw-port**

```
sdp sdp-id pw-port pw-port-id [statistics]  
sdp [consistent | inconsistent | na] egressifs  
sdp sdp-id keep-alive-history  
sdp far-end {ip-address | ipv6-address} keep-alive-history  
sdp [sdp-id] [detail]  
sdp far-end {ip-address | ipv6-address} [ detail]
```

Context

[\[Tree\]](#) (show>service sdp)

Full Context

```
show service sdp
```

Description

This command displays information for the SDPs associated with the service.
If no optional parameters are specified, a summary of all associated SDPs is displayed.

Parameters

sdp-id

Specifies the SDP ID for which to display information.

Values 1 to 17407

Default All SDPs.

pw-port-id

Specifies the pseudo-wire port identifier.

Values 1 to 10239

statistics

Displays SDP statistics information.

consistent

Indicates that the network-domains for all the egress network interfaces that can carry traffic on this SDP are consistent.

inconsistent

Indicates that the network-domain for one or more egress network interfaces that can carry traffic on this SDP are inconsistent.

na

Indicates that there is no egress network interface that can carry traffic on this SDP.

egressifs

Indicates whether all the egress network interfaces that can carry traffic on this SDP are associated with the network-domain configured on this SDP.

ip-address | *ipv6-address*

Displays only SDPs matching with the specified far-end IP address up to 64 characters.

Default SDPs with any far-end IP address.

keep-alive-history

Displays the last fifty SDP keepalive events for the SDP.

Default SDP summary output.

detail

Displays detailed SDP information.

Default SDP summary output.

Platforms

All

Output

The following output is an example of SDP information, and [Table 444: Show Service SDP Field Descriptions](#) describes the output fields.

Sample Output

```
*A:ALA-12>config>service# show service sdp 1 pw-port
=====
Service Destination Point (sdp Id 1 Pw-Port)
=====
Pw-port   VC-Id   Adm    Encap    Opr    VC Type   Egr Shaper   Monitor
          VC-Id   Adm    Encap    Opr    VC Type   VPort      Oper
          VC-Id   Adm    Encap    Opr    VC Type   VPort      Group
-----
1         1       up     dot1q    up     ether
2         2       up     qinq     up     ether
3         3       up     dot1q    up     ether
4         4       up     qinq     up     ether
-----
Entries found : 4
=====

*A:ALA-12>config>service# show service sdp 1 pw-port 3
=====
Service Destination Point (Sdp Id 1 Pw-Port 3)
=====
SDP Binding port   : lag-1
VC-Id              : 3
Encap              : dot1q
VC Type            : ether
Oper Flags         : (Not Specified)
Monitor Oper-Group : (Not Specified)
Admin Status       : up
Oper Status        : up
=====

*A:ALA-12>config>service# show service sdp 1 pw-port 3 statistics
=====
Service Destination Point (Sdp Id 1 Pw-Port 3)
=====
SDP Binding port   : lag-1
```

```

VC-Id          : 3                Admin Status   : up
Encap          : dot1q           Oper Status    : up
VC Type       : ether
Oper Flags     : (Not Specified)
Monitor Oper-Group : (Not Specified)

Statistics      :
I. Fwd. Pkts.  : 0                I. Dro. Pkts.  : 0
I. Fwd. Octs.  : 0                I. Dro. Octs.  : 0
E. Fwd. Pkts.  : 0                E. Fwd. Octets : 0
=====

*A:Dut-B# show service sdp

=====
Services: Service Destination Points
=====
SdpId  AdmMTU  OprMTU  Far End      Adm  Opr      Del   LSP   Sig
-----
230    0        1582   10.20.1.3   Up   Up        MPLS  I     TLDP
-----
Number of SDPs : 1
-----
Legend: R = RSVP, L = LDP, B = BGP, M = MPLS-TP, n/a = Not Applicable
=====

*A:Dut-B#

*A:Dut-B# show service sdp detail

=====
Services: Service Destination Points Details
=====
-----
Sdp Id 230 -10.20.1.3
-----
Description          : (Not Specified)
SDP Id              : 230                SDP Source         : manual
Admin Path MTU      : 0                  Oper Path MTU      : 1582
Delivery            : MPLS
Far End             : 10.20.1.3
Tunnel Far End      : n/a                LSP Types          : SR-ISIS

Admin State         : Up                  Oper State         : Up
Signaling           : TLDP                Metric             : 0
Acct. Pol           : None                Collect Stats      : Disabled
Last Status Change  : 01/28/2015 22:00:07  Adv. MTU Over.    : No
Last Mgmt Change    : 01/28/2015 21:59:53  VLAN VC Etype     : 0x8100
Bw BookingFactor    : 100                PBB Etype          : 0x88e7
Oper Max BW(Kbps)   : 0                  Avail BW(Kbps)    : 0
Net-Domain          : default                Egr Interfaces     : Consistent
Flags               : None

Mixed LSP Mode Information :
Mixed LSP Mode        : Disabled                Active LSP Type    : SR-ISIS

KeepAlive Information :
Admin State           : Disabled                Oper State         : Disabled
Hello Time            : 10                  Hello Msg Len      : 0
Hello Timeout         : 5                  Unmatched Replies  : 0
Max Drop Count        : 3                  Hold Down Time     : 10
Tx Hello Msgs         : 0                  Rx Hello Msgs      : 0

Src B-MAC LSB        : <none>                Ctrl PW VC ID      : <none>
  
```

```

Ctrl PW Active      : n/a

-----
RSVP/Static LSPs
-----
Associated LSP List :
No LSPs Associated

-----
Class-based forwarding :
-----
Class forwarding      : Disabled          EnforceDSTELspFc  : Disabled
Default LSP          : Uknwn             Multicast LSP     : None

=====
FC Mapping Table
=====
FC Name              LSP Name
-----
No FC Mappings

-----
Segment Routing
-----
ISIS                  : enabled          LSP Id            : 524289
Oper Instance Id     : 0

-----
Number of SDPs : 1

=====
*A:Dut-B#

*A:Dut-B>config>service>sdp# show service sdp

=====
Services: Service Destination Points
=====
SdpId  AdmMTU  OprMTU  Far End      Adm  Opr      Del  LSP  Sig
-----
230    0        1582   10.20.1.3   Up   Up        MPLS  0    TLDP

-----
Number of SDPs : 1

-----
Legend: R = RSVP, L = LDP, B = BGP, M = MPLS-TP, n/a = Not Applicable
        I = SR-ISIS, 0 = SR-OSPF

=====

*A:ALA-12# show service sdp 2 detail

=====
Service Destination Point (Sdp Id : 2) Details
-----
Sdp Id 2  -(10.10.10.104)
-----
Description      : GRE-10.10.10.104
SDP Id          : 2
Admin Path MTU   : 0                               Oper Path MTU    : 0
Far End         : 10.10.10.104                 Delivery         : GRE
Admin State     : Up                               Oper State       : Down
Weighted ECMP   : Disabled                       VLAN VC Etype   : 0x8100
Flags           : SignalingSessDown TransportTunnDown
Signaling       : TLDP                               Adv. MTU Over.  : No
Last Status Change : 02/01/2007 09:11:39
  
```



```

Last Mgmt Change      : 02/01/2007 09:11:46

KeepAlive Information :
Admin State           : Disabled           Oper State           : Disabled
Hello Time            : 10                 Hello Msg Len        : 0
Hello Timeout         : 5                 Unmatched Replies    : 0
Max Drop Count        : 3                 Hold Down Time       : 10
Tx Hello Msgs         : 0                 Rx Hello Msgs        : 0

Associated LSP LIST :
SDP Delivery Mechanism is not MPLS
=====
*A:ALA-12#
  
```

Table 444: Show Service SDP Field Descriptions

Label	Description
SDP Id	The SDP identifier.
Adm MTU	Specifies the desired largest service frame size (in octets) that can be transmitted through this SDP to the far-end router, without requiring the packet to be fragmented.
Opr MTU	Specifies the actual largest service frame size (in octets) that can be transmitted through this SDP to the far-end router, without requiring the packet to be fragmented.
IP address	Specifies the IP address of the remote end of the GRE or MPLS tunnel defined by this SDP.
Adm	Admin State — Specifies the administrative state of the SDP.
Opr	Oper State — Specifies the operational state of the SDP.
Deliver	Specifies the type of delivery used by the SDP: GRE or MPLS.
Flags	Specifies the conditions that affect the operating status of this SDP.
Signal Signaling	Specifies the signaling protocol used to obtain the ingress and egress labels used in frames transmitted and received on the SDP.
Last Status Change	Specifies the time of the most recent operating status change to this SDP.

sdp

Syntax

sdp *sdp-id* **pw-port** [*pw-port-id*]

sdp *sdp-id* **pw-port**

sdp *sdp-id* **pw-port** *pw-port-id* [**statistics**]

```
sdp [consistent | inconsistent | na] egressifs  
sdp sdp-id keep-alive-history  
sdp far-end {ip-address | ipv6-address} keep-alive-history  
sdp [sdp-id] [detail]  
sdp far-end {ip-address | ipv6-address} [ detail]
```

Context

[\[Tree\]](#) (show>service sdp)

Full Context

```
show service sdp
```

Description

This command displays information for the SDPs associated with the service.
If no optional parameters are specified, a summary of all associated SDPs is displayed.

Parameters

sdp-id

Specifies the SDP ID for which to display information.

Values 1 to 17407

Default All SDPs.

pw-port-id

Specifies the pseudo-wire port identifier.

Values 1 to 10239

statistics

Displays SDP statistics information.

consistent

Indicates that the network-domains for all the egress network interfaces that can carry traffic on this SDP are consistent.

inconsistent

Indicates that the network-domain for one or more egress network interfaces that can carry traffic on this SDP are inconsistent.

na

Indicates that there is no egress network interface that can carry traffic on this SDP.

egressifs

Indicates whether all the egress network interfaces that can carry traffic on this SDP are associated with the network-domain configured on this SDP.

ip-address | *ipv6-address*

Displays only SDPs matching with the specified far-end IP address. 64 characters maximum.

Default SDPs with any far-end IP address.

keep-alive-history

Displays the last fifty SDP keepalive events for the SDP.

Default SDP summary output.

detail

Displays detailed SDP information.

Default SDP summary output.

Platforms

All

Output

The following output is an example of SDP information.

Sample Output

```
*A:ALA-12>config>service# show service sdp 1 pw-port
=====
Service Destination Point (sdp Id 1 Pw-Port)
=====
Pw-port   VC-Id   Adm    Encap    Opr    VC Type    Egr Shaper   Monitor
                  Oper    VPort    Group
-----
1         1       up     dot1q    up     ether
2         2       up     qinq     up     ether
3         3       up     dot1q    up     ether
4         4       up     qinq     up     ether
-----
Entries found : 4
=====

*A:ALA-12>config>service# show service sdp 1 pw-port 3
=====
Service Destination Point (Sdp Id 1 Pw-Port 3)
=====
SDP Binding port   : lag-1
VC-Id              : 3
Encap              : dot1q
VC Type            : ether
Oper Flags         : (Not Specified)
Monitor Oper-Group : (Not Specified)
=====

*A:ALA-12>config>service# show service sdp 1 pw-port 3 statistics
=====
Service Destination Point (Sdp Id 1 Pw-Port 3)
=====
SDP Binding port   : lag-1
VC-Id              : 3
Encap              : dot1q
Admin Status       : up
Oper Status        : up
```

```

VC Type           : ether
Oper Flags        : (Not Specified)
Monitor Oper-Group : (Not Specified)

Statistics        :
I. Fwd. Pkts.     : 0
I. Fwd. Octs.     : 0
E. Fwd. Pkts.     : 0
I. Dro. Pkts.     : 0
I. Dro. Octs.     : 0
E. Fwd. Octets    : 0
=====
  
```

The following output is an example of SDP information, and [Table 445: Show Service SDP Field Descriptions](#) describes the output fields.

Sample Output

```

*A:ALA-12# show service sdp
=====
Services: Service Destination Points
=====
SdpId   Adm MTU   Opr MTU   IP address   Adm  Opr       Deliver Signal
-----
10      4462     4462     10.20.1.3   Up   Dn NotReady MPLS   TLDP
40      4462     1534     10.20.1.20  Up   Up         MPLS   TLDP
60      4462     1514     10.20.1.21  Up   Up         GRE    TLDP
100     4462     4462     203.0.0.2   Down Down       GRE    TLDP
500     4462     4462     10.20.1.50  Up   Dn NotReady GRE    TLDP
-----
Number of SDPs : 5
=====
*A:ALA-12#

*A:ALA-12# show service sdp 2 detail
=====
Service Destination Point (Sdp Id : 2) Details
=====
Sdp Id 2  -(10.10.10.104)
-----
Description           : GRE-10.10.10.104
SDP Id                : 2
Admin Path MTU        : 0
Far End               : 10.10.10.104
Admin State           : Up
Flags                 : SignalingSessDown TransportTunnDown
Signaling             : TLDP
Last Status Change    : 02/01/2007 09:11:39
Last Mgmt Change      : 02/01/2007 09:11:46
Oper Path MTU         : 0
Delivery              : GRE
Oper State            : Down
VLAN VC Etype         : 0x8100
Adv. MTU Over.       : No

KeepAlive Information :
Admin State           : Disabled
Hello Time            : 10
Hello Timeout         : 5
Max Drop Count        : 3
Tx Hello Msgs         : 0
Oper State            : Disabled
Hello Msg Len         : 0
Unmatched Replies     : 0
Hold Down Time        : 10
Rx Hello Msgs         : 0

Associated LSP LIST :
SDP Delivery Mechanism is not MPLS
=====
*A:ALA-12#

*A:Dut-B# show service sdp
=====
  
```

```

Services: Service Destination Points
=====
SdpId  AdmMTU  OprMTU  Far End      Adm  Opr      Del  LSP  Sig
-----
230    0       1582   10.20.1.3   Up   Up       MPLS I    TLDP
-----
Number of SDPs : 1
-----
Legend: R = RSVP, L = LDP, B = BGP, M = MPLS-TP, n/a = Not Applicable
=====
*A:Dut-B#
*A:Dut-B# show service sdp detail
=====
Services: Service Destination Points Details
=====
-----
Sdp Id 230 -10.20.1.3
-----
Description          : (Not Specified)
SDP Id               : 230
Admin Path MTU       : 0
Delivery              : MPLS
Far End              : 10.20.1.3
Tunnel Far End       : n/a
SDP Source            : manual
Oper Path MTU        : 1582
LSP Types            : SR-ISIS
Admin State          : Up
Oper State            : Up
Signaling             : TLDP
Metric               : 0
Acct. Pol            : None
Collect Stats        : Disabled
Last Status Change   : 01/28/2015 22:00:07
Adv. MTU Over.       : No
Last Mgmt Change     : 01/28/2015 21:59:53
VLAN VC Etype        : 0x8100
Bw BookingFactor     : 100
PBB Etype            : 0x88e7
Oper Max BW(Kbps)    : 0
Avail BW(Kbps)       : 0
Net-Domain           : default
Egr Interfaces       : Consistent
Flags                : None

Mixed LSP Mode Information :
Mixed LSP Mode            : Disabled
Active LSP Type           : SR-ISIS

KeepAlive Information :
Admin State               : Disabled
Oper State                : Disabled
Hello Time               : 10
Hello Msg Len            : 0
Hello Timeout            : 5
Unmatched Replies        : 0
Max Drop Count           : 3
Hold Down Time           : 10
Tx Hello Msgs            : 0
Rx Hello Msgs            : 0

Src B-MAC LSB            : <none>
Ctrl PW VC ID            : <none>
Ctrl PW Active           : n/a
-----
RSVP/Static LSPs
-----
Associated LSP List :
No LSPs Associated
-----
Class-based forwarding :
-----
Class forwarding         : Disabled
EnforceDSTELspFc       : Disabled
Default LSP              : Uknwn
Multicast LSP           : None
=====
FC Mapping Table
=====

```

```

FC Name          LSP Name
-----
No FC Mappings

-----
Segment Routing
-----
ISIS              : enabled          LSP Id           : 524289
Oper Instance Id  : 0

-----
Number of SDPs : 1
-----
=====
*A:Dut-B#

*A:ALA-12# show service sdp 8
=====
Service Destination Point (Sdp Id : 8)
=====
SdpId  Adm MTU  Opr MTU  IP address  Adm  Opr      Deliver Signal
-----
8       4462    4462    10.10.10.104  Up   Dn NotReady MPLS   TLDP
=====
Service Destination Point (Sdp Id : 8) Details
-----
Sdp Id 8 -(10.10.10.104)
-----
Description      : MPLS-10.10.10.104
SDP Id           : 8
Admin Path MTU   : 0                Oper Path MTU    : 0
Far End          : 10.10.10.104    Delivery         : MPLS
Admin State      : Up                Oper State       : Down
Flags            : SignalingSessDown TransportTunnDown
Signaling        : TLDP                VLAN VC Etype   : 0x8100
Last Status Change : 02/01/2007 09:11:39  Adv. MTU Over.  : No
Last Mgmt Change  : 02/01/2007 09:11:46

KeepAlive Information :
Admin State        : Disabled          Oper State        : Disabled
Hello Time         : 10                Hello Msg Len     : 0
Hello Timeout      : 5                Unmatched Replies : 0
Max Drop Count     : 3                Hold Down Time    : 10
Tx Hello Msgs     : 0                Rx Hello Msgs     : 0

Associated LSP LIST :
Lsp Name          : to-104
Admin State       : Up                Oper State        : Down
Time Since Last Tran*: 01d07h36m
=====
* indicates that the corresponding row element may have been truncated.
*A:ALA-12#

```

Table 445: Show Service SDP Field Descriptions

Label	Description
SDP Id	The SDP identifier.

Label	Description
Adm MTU	Specifies the largest service frame size (in octets) that can be transmitted through this SDP to the far-end router, without requiring the packet to be fragmented.
Opr MTU	Specifies the actual largest service frame size (in octets) that can be transmitted through this SDP to the far-end router, without requiring the packet to be fragmented.
IP address	Specifies the IP address of the remote end of the GRE or MPLS tunnel defined by this SDP.
Adm	Admin State — Specifies the state of the SDP.
Opr	Oper State — Specifies the operating state of the SDP.
Flags	Specifies all the conditions that affect the operating status of this SDP.
Signal	Signaling — Specifies the signaling protocol used to obtain the ingress and egress labels used in frames transmitted and received on the SDP.
Last Status Change	Specifies the time of the most recent operating status change to this SDP.
Last Mgmt Change	Specifies the time of the most recent management-initiated change to this SDP.
Number of SDPs	Specifies the total number of SDPs displayed according to the criteria specified.
Hello Time	Specifies how often the SDP echo request messages are transmitted on this SDP.
Deliver	Delivered — Specifies the type of delivery used by the SDP: GRE or MPLS.
Number of SDPs	Specifies the total number of SDPs displayed according to the criteria specified.
Hello Time	Specifies how often the SDP echo request messages are transmitted on this SDP.
Hello Msg Len	Specifies the length of the SDP echo request messages transmitted on this SDP.
Hello Timeout	Specifies the number of seconds to wait for an SDP echo response message before declaring a timeout.
Unmatched Replies	Specifies the number of SDP unmatched message replies.
Max Drop Count	Specifies the maximum number of consecutive SDP echo request messages that can be unacknowledged before the keepalive protocol reports a fault.
Hold Down Time	Specifies the maximum number of consecutive SDP echo request messages that can be unacknowledged before the keepalive protocol reports a fault.
TX Hello Msgs	Specifies the number of SDP echo request messages transmitted since the keepalive was administratively enabled or the counter was cleared.

Label	Description
Rx Hello Msgs	Specifies the number of SDP echo request messages received since the keepalive was administratively enabled or the counter was cleared.
Associated LSP List	When the SDP type is MPLS, a list of LSPs used to reach the far-end router displays. All the LSPs in the list must terminate at the IP address specified in the far end field. If the SDP type is GRE, then the following message displays: SDP delivery mechanism is not MPLS.

sdp

Syntax

```

sdp sdp-id pw-port [pw-port-id] [statistics]
sdp [consistent | inconsistent | na] egressifs
sdp sdp-id keep-alive-history
sdp far-end ip-address keep-alive-history
sdp [sdp-id] [detail]
sdp far-end ip-address [detail]
  
```

Context

[\[Tree\]](#) (show>service sdp)

Full Context

```
show service sdp
```

Description

This command displays SDP information.

If no optional parameters are specified, a summary SDP output for all SDPs is displayed.

Parameters

sdp-id

The SDP ID for which to display information.

Default All SDPs.

Values 1 to 17407

far-end *ip-address*

Displays only SDPs matching with the specified far-end IP address.

detail

Displays detailed SDP information.

keep-alive-history

Displays the last fifty SDP keepalive events for the SDP.

pw-port *pw-port-id*

Displays the SAP identifier for PW-SAPs.

Platforms

All

Output

The following example displays SDP information.

[Table 446: Service Commands SDP Field Descriptions](#) describes the **show service SDP** output fields.

Sample Output

```
*A:Dut-D# show service id 1 sdp 17407:4294967294 detail
=====
Service Destination Point (Sdp Id : 17407:4294967294) Details
=====
-----
Sdp Id 17407:4294967294  -(not applicable)
-----
Description      : (Not Specified)
SDP Id           : 17407:4294967294          Type           : VplsPmsi
Split Horiz Grp  : (Not Specified)
VC Type          : Ether                    VC Tag         : n/a
Admin Path MTU   : 9194                     Oper Path MTU  : 9194
Delivery         : MPLS
Far End          : not applicable
Tunnel Far End   : n/a                      LSP Types      : None
Hash Label       : Disabled                 Hash Lbl Sig Cap : Disabled
Oper Hash Label  : Disabled

Admin State      : Up                       Oper State      : Up
Acct. Pol        : None                     Collect Stats   : Disabled
Ingress Label    : 0                       Egress Label    : 3
Ingr Mac Fltr-Id : n/a                     Egr Mac Fltr-Id : n/a
Ingr IP Fltr-Id  : n/a                     Egr IP Fltr-Id  : n/a
Ingr IPv6 Fltr-Id : n/a                    Egr IPv6 Fltr-Id : n/a
Admin ControlWord : Not Preferred                 Oper ControlWord : False
Last Status Change : 12/14/2012 12:42:22          Signaling       : None
Last Mgmt Change  : 12/14/2012 12:42:19          Force Vlan-Vc   : Disabled
Endpoint         : N/A                       Precedence      : 4
PW Status Sig     : Enabled
Class Fwding State : Down
Flags            : None
Time to RetryReset : never                          Retries Left    : 3
Mac Move         : Blockable                 Blockable Level : Tertiary
Local Pw Bits    : None
Peer Pw Bits     : None
Peer Fault Ip    : None
Peer Vccv CV Bits : None
Peer Vccv CC Bits : None
Application Profile: None
Max Nbr of MAC Addr: No Limit                 Total MAC Addr  : 0
Learned MAC Addr : 0                       Static MAC Addr  : 0

MAC Learning     : Enabled                   Discard Unkwn Srce: Disabled
MAC Aging        : Enabled
BPDU Translation : Disabled
```

```

L2PT Termination : Disabled
MAC Pinning      : Disabled
Ignore Standby Sig : False
Oper Group       : (none)
Rest Prot Src Mac : Disabled
Auto Learn Mac Prot: Disabled

Block On Mesh Fail: False
Monitor Oper Grp  : (none)
RestProtSrcMacAct : Disable

Ingress Qos Policy : (none)
Ingress FP QGrp    : (none)
Ing FP QGrp Inst   : (none)

Egress Qos Policy : (none)
Egress Port QGrp  : (none)
Egr Port QGrp Inst: (none)
-----
ETH-CFM SDP-Bind specifics
-----
V-MEP Filtering : Disabled

KeepAlive Information :
Admin State : Disabled
Hello Time  : 10
Max Drop Count : 3

Oper State : Disabled
Hello Msg Len : 0
Hold Down Time : 10

Statistics :
I. Fwd. Pkts. : 0
I. Fwd. Octs. : 0
E. Fwd. Pkts. : 2979761

I. Dro. Pkts. : 0
I. Dro. Octs. : 0
E. Fwd. Octets : 476761760
-----
Control Channel Status
-----
PW Status : disabled
Peer Status Expire : false

Refresh Timer : <none>
Clear On Timeout : true

MCAC Policy Name :
MCAC Max Unconst BW: no limit
MCAC In use Mand BW: 0
MCAC In use Opnl BW: 0

MCAC Max Mand BW : no limit
MCAC Avail Mand BW: unlimited
MCAC Avail Opnl BW: unlimited
-----
RSVP/Static LSPs
-----
Associated LSP List :
No LSPs Associated
-----
Class-based forwarding :
-----
Class forwarding : Disabled
Default LSP : Uknwn

EnforceDSTELspFc : Disabled
Multicast LSP : None
=====
FC Mapping Table
=====
FC Name LSP Name
-----
No FC Mappings
-----
Stp Service Destination Point specifics
-----
Stp Admin State : Down
Core Connectivity : Down
Port Role : N/A
Port Number : 0
Port Path Cost : 10
Admin Edge : Disabled
Link Type : Pt-pt
Root Guard : Disabled
Last BPDU from : N/A
Designated Bridge : N/A

Stp Oper State : Down
Port State : Forwarding
Port Priority : 128
Auto Edge : Enabled
Oper Edge : N/A
BPDU Encap : Dot1d
Active Protocol : N/A
Designated Port Id: N/A

```

```
Fwd Transitions      : 0                Bad BPDUs rcvd      : 0
Cfg BPDUs rcvd       : 0                Cfg BPDUs tx       : 0
TCN BPDUs rcvd       : 0                TCN BPDUs tx       : 0
TC bit BPDUs rcvd    : 0                TC bit BPDUs tx    : 0
RST BPDUs rcvd       : 0                RST BPDUs tx       : 0
-----
Number of SDPs : 1
=====

A:Dut-F# show service sdp 1600 detail
=====
Service Destination Point (Sdp Id : 1600) Details
=====
-----
Sdp Id 1600 -2.2.2.2
-----
Description          : (Not Specified)
SDP Id               : 1600                SDP Source          : manual
Admin Path MTU       : 0                  Oper Path MTU       : 1532
Delivery             : GRE
Far End              : 2.2.2.2            Tunnel Far End      : n/a
Oper Tunnel Far End  : 2.2.2.2
Local End            : 6.6.6.6
LSP Types            : n/a

Admin State          : Up                  Oper State          : Up
Signaling            : TLDP                Metric              : 0
Acct. Pol            : None                 Collect Stats       : Disabled
Last Status Change  : 10/04/2018 21:18:06  Adv. MTU Over.     : No
Last Mgmt Change    : 10/04/2018 21:17:59  VLAN VC Etype      : 0x8100
Bw BookingFactor     : 100
Oper Max BW(Kbps)    : 0                  Avail BW(Kbps)     : 0
Net-Domain           : default              Egr Interfaces      : Consistent
Allow Fragmentation : No
FPE LSP Id           : 0
Weighted ECMP        : Disabled
Flags                : None
Mixed LSP Mode Information :
Mixed LSP Mode       : n/a                Active LSP Type     : n/a
KeepAlive Information :
Admin State          : Disabled            Oper State          : Disabled
Hello Time           : 10                  Hello Msg Len       : 0
Hello Timeout        : 5                    Unmatched Replies   : 0
Max Drop Count       : 3                    Hold Down Time      : 10
Tx Hello Msgs        : 0                    Rx Hello Msgs       : 0
-----
MPLS-TP LSPs
-----
Associated LSP List :
SDP Delivery Mechanism is not MPLS
-----
Segment Routing
-----
ISIS                 : disabled
OSPF                  : disabled
TE-LSP                : disabled
=====

*A:Dut-B# show service sdp
=====
Services: Service Destination Points
```

```

=====
SdpId  AdmMTU  OprMTU  Far End      Adm  Opr      Del  LSP  Sig
-----
230    0        1582   10.20.1.3    Up  Up        MPLS I    TLDP
-----
Number of SDPs : 1
-----
Legend: R = RSVP, L = LDP, B = BGP, M = MPLS-TP, n/a = Not Applicable
=====
*A:Dut-B#

*A:Dut-B# show service sdp detail
=====
Services: Service Destination Points Details
=====
-----
Sdp Id 230 -10.20.1.3
-----
Description          : (Not Specified)
SDP Id               : 230                      SDP Source           : manual
Admin Path MTU      : 0                      Oper Path MTU        : 1582
Delivery             : MPLS
Far End              : 10.20.1.3
Tunnel Far End      : n/a                      LSP Types            : SR-ISIS

Admin State          : Up                      Oper State            : Up
Signaling            : TLDP                    Metric                : 0
Acct. Pol            : None                    Collect Stats         : Disabled
Last Status Change  : 01/28/2015 22:00:07      Adv. MTU Over.       : No
Last Mgmt Change    : 01/28/2015 21:59:53      VLAN VC Etype        : 0x8100
Bw BookingFactor     : 100                    PBB Etype             : 0x88e7
Oper Max BW(Kbps)   : 0                      Avail BW(Kbps)       : 0
Net-Domain           : default                    Egr Interfaces        : Consistent
Flags                : None

Mixed LSP Mode Information :
Mixed LSP Mode          : Disabled                    Active LSP Type       : SR-ISIS

KeepAlive Information :
Admin State             : Disabled                    Oper State            : Disabled
Hello Time              : 10                      Hello Msg Len         : 0
Hello Timeout           : 5                      Unmatched Replies    : 0
Max Drop Count          : 3                      Hold Down Time        : 10
Tx Hello Msgs           : 0                      Rx Hello Msgs         : 0

Src B-MAC LSB          : <none>                    Ctrl PW VC ID         : <none>
Ctrl PW Active         : n/a
-----
RSVP/Static LSPs
-----
Associated LSP List :
No LSPs Associated
-----
Class-based forwarding :
-----
Class forwarding       : Disabled                    EnforceDSTELspFc     : Disabled
Default LSP            : Uknwn                      Multicast LSP         : None
=====
FC Mapping Table
=====
FC Name                LSP Name
-----
No FC Mappings
  
```

```

-----
Segment Routing
-----
ISIS                : enabled                LSP Id                : 524289
Oper Instance Id    : 0
-----
Number of SDPs : 1
=====
*A:Dut-B#

*A:Dut-B> show service sdp
=====
Services: Service Destination Points
=====
SdpId  AdmMTU  OprMTU  Far End      Adm  Opr      Del  LSP  Sig
-----
230    0       1582   10.20.1.3   Up   Up       MPLS 0    TLDP
-----
Number of SDPs : 1
-----
Legend: R = RSVP, L = LDP, B = BGP, M = MPLS-TP, n/a = Not Applicable
       I = SR-ISIS, 0 = SR-OSPF
=====

*A:Dut-B> show service sdp 230 detail
=====
Service Destination Point (Sdp Id : 230) Details
=====
-----
Sdp Id 230 -10.20.1.3
-----
Description          : (Not Specified)
SDP Id               : 230                SDP Source             : manual
Admin Path MTU       : 0                  Oper Path MTU          : 1582
Delivery              : MPLS
Far End              : 10.20.1.3
Tunnel Far End       : n/a                LSP Types              : SR-OSPF

Admin State          : Up                  Oper State              : Up
Signaling            : TLDP                Metric                  : 0
Acct. Pol            : None                 Collect Stats           : Disabled
Last Status Change   : 05/27/2015 03:08:37 Adv. MTU Over.         : No
Last Mgmt Change     : 05/27/2015 03:05:36 VLAN VC Etype          : 0x8100
Bw BookingFactor     : 100                 PBB Etype               : 0x88e7
Oper Max BW(Kbps)    : 0                  Avail BW(Kbps)         : 0
Net-Domain           : default              Egr Interfaces         : Consistent
Flags                : None

Mixed LSP Mode Information :
Mixed LSP Mode        : Disabled          Active LSP Type        : SR-OSPF

KeepAlive Information :
Admin State          : Disabled          Oper State              : Disabled
Hello Time           : 10                Hello Msg Len           : 0
Hello Timeout        : 5                  Unmatched Replies      : 0
Max Drop Count       : 3                  Hold Down Time         : 10
Tx Hello Msgs        : 0                  Rx Hello Msgs          : 0

Src B-MAC LSB        : <none>             Ctrl PW VC ID          : <none>
Ctrl PW Active       : n/a
  
```

```

-----
RSVP/Static LSPs
-----
Associated LSP List :
No LSPs Associated

-----
Class-based forwarding :
-----
Class forwarding      : Disabled          EnforceDSTELspFc   : Disabled
Default LSP          : Uknwn              Multicast LSP       : None

=====
FC Mapping Table
=====
FC Name              LSP Name
-----
No FC Mappings

-----
Segment Routing
-----
OSPF                  : enabled              LSP Id              : 524289
Oper Instance Id     : 0

=====
*A:Dut-B>config>service>sdp#

*A:ALA-12# show service sdp 8

=====
Service Destination Point (Sdp Id : 8)
=====
SdpId   Adm MTU   Opr MTU   IP address   Adm  Opr        Deliver Signal
-----
8       4462     4462     10.10.10.104  Up   Dn NotReady MPLS   TLDP

=====
*A:ALA-12#

*A:ALA-12#

=====
Service Destination Point (Sdp Id : 8) Details
=====
Sdp Id 8 -(10.10.10.104)
-----
Description          : MPLS-10.10.10.104
SDP Id               : 8
Admin Path MTU       : 0                   Oper Path MTU       : 0
Far End              : 10.10.10.104       Delivery             : MPLS
Admin State          : Up                  Oper State           : Down
Flags                : SignalingSessDown TransportTunnDown
Signaling            : TLDP                               VLAN VC Etype       : 0x8100
Last Status Change   : 02/01/2007 09:11:39 Adv. MTU Over.      : No
Last Mgmt Change     : 02/01/2007 09:11:46
KeepAlive Information :
Admin State          : Disabled              Oper State           : Disabled
Hello Time           : 10                   Hello Msg Len        : 0
Hello Timeout        : 5                   Unmatched Replies    : 0
Max Drop Count       : 3                   Hold Down Time       : 10
Tx Hello Msgs        : 0                   Rx Hello Msgs        : 0
Associated LSP LIST :
Lsp Name             : to-104
Admin State          : Up                  Oper State           : Down
Time Since Last Tran*: 01d07h36m
=====

```

```

* indicates that the corresponding row element may have been truncated.
*A:ALA-12#

*A:MV-SR12> show service sdp 10 detail
=====
Service Destination Point (Sdp Id : 10) Details
=====
Sdp Id 10  -(203.20.1.201)
-----
Description          : (Not Specified)
SDP Id               : 10
Admin Path MTU       : 0
Far End              : 203.20.1.201
Admin State          : Up
Signaling            : TLDP
Acct. Pol            : None
Last Status Change  : 02/12/2010 22:37:08
Last Mgmt Change    : 02/12/2010 22:37:03
Bw BookingFactor    : 100
Oper Max BW(Kbps)   : 0
Net-Domain           : default
Mixed LSP Mode      : Enabled
Revert Time         : 0
Flags                : None
SDP Source           : manual
Oper Path MTU       : 9182
Delivery            : MPLS/LDP
Oper State          : Up
Metric              : 0
Collect Stats       : Disabled
Adv. MTU Over.     : No
VLAN VC Etype      : 0x8100
PBB Etype           : 0x88e7
Avail BW(Kbps)     : 0
Egr Interfaces      : Consistent
Revert Count Down  : n/a

KeepAlive Information :
Admin State          : Disabled
Hello Time          : 10
Hello Timeout       : 5
Max Drop Count      : 3
Tx Hello Msgs      : 0
Oper State          : Disabled
Hello Msg Len       : 0
Unmatched Replies   : 0
Hold Down Time     : 10
Rx Hello Msgs      : 0
-----
LDP Information :
-----
LDP LSP Id          : 65539
LDP Active          : No
-----
RSVP/Static LSPs
-----
Associated LSP LIST :
Lsp Name            : To_7710
Admin State         : Up
Oper State          : Up
Time Since Last Tran* : 01h20m56s
-----
Class-based forwarding :
-----
Class forwarding    : Disabled
Default LSP         : Uknwn
EnforceDSTELspFc   : Disabled
Multicast LSP      : None
=====
FC Mapping Table
=====
FC Name            LSP Name
-----
No FC Mappings
=====
* indicates that the corresponding row element may have been truncated.
*A:MV-SR12>config>service>vprn#

*B:Dut-B>config>router>mpls>lsp# /show service sdp
=====
Services: Service Destination Points
=====
SdpId  AdmMTU  OprMTU  Far End      Adm  Opr      Del  LSP  Sig

```

```

-----
230    0    1578                Up    Up                MPLS    I    TLDP
                2001:db8::
-----
Number of SDPs : 1
-----
Legend: R = RSVP, L = LDP, B = BGP, M = MPLS-TP, n/a = Not Applicable
        I = SR-ISIS, O = SR-OSPF, T = SR-TE, F = FPE
=====

*B:Dut-B>config>router>mpls>lsp# /show service sdp detail
=====
Services: Service Destination Points Details
=====
-----
Sdp Id 230  2001:db8::
-----
Description          : Default sdp description
SDP Id               : 230                SDP Source           : manual
Admin Path MTU      : 0                  Oper Path MTU        : 1578
Delivery             : MPLS
Far End              : 2001:db8::
Tunnel Far End      : n/a                LSP Types            : SR-ISIS
Admin State          : Up                  Oper State            : Up
Signaling            : TLDP                Metric                : 0
Acct. Pol            : None                Collect Stats         : Disabled
Last Status Change  : 07/12/2016 19:40:17 Adv. MTU Over.       : No
Last Mgmt Change    : 07/12/2016 19:40:04 VLAN VC Etype        : 0x8100
Bw BookingFactor    : 100                 PBB Etype             : 0x88e7
Oper Max BW(Kbps)   : 0                   Avail BW(Kbps)       : 0
Net-Domain           : default            Egr Interfaces       : Consistent
FPE LSP Id          : 0
Flags                : None
Mixed LSP Mode Information :
Mixed LSP Mode       : Disabled            Active LSP Type       : SR-ISIS
KeepAlive Information :
Admin State          : Disabled            Oper State            : Disabled
Hello Time           : 10                 Hello Msg Len         : 0
Hello Timeout        : 5                   Unmatched Replies     : 0
Max Drop Count       : 3                   Hold Down Time        : 10
Tx Hello Msgs        : 0                   Rx Hello Msgs         : 0
Src B-MAC LSB        : <none>              Ctrl PW VC ID         : <none>
Ctrl PW Active       : n/a
-----
RSVP/Static LSPs
-----
Associated LSP List :
No LSPs Associated
-----
Class-based forwarding :
-----
Class forwarding      : Disabled            EnforceDSTELspFc    : Disabled
Default LSP           : Uknwn                Multicast LSP        : None
=====
FC Mapping Table
=====
FC Name              LSP Name
-----
No FC Mappings
-----
Segment Routing
-----

```



```

ISIS                : enabled                LSP Id                : 524355
Oper Instance Id    : 0
OSPF                : disabled
TE-LSP              : disabled
-----
Number of SDPs : 1
=====

*B:Dut-B>config>router>mpls>lsp# /show service id 1 sdp detail
=====
Services: Service Destination Points Details
=====
-----
Sdp Id 230:1 -(2001:db8::)
-----
Description        : Default sdp description
SDP Id             : 230:1                    Type                  : Spoke
Spoke Descr        : Description for Sdp Bind 230 for Svc ID 1
VC Type            : VLAN                    VC Tag                : 0
Admin Path MTU     : 0                      Oper Path MTU         : 1578
Delivery           : MPLS
Far End            : 2001:db8::
Tunnel Far End     : n/a                    LSP Types             : SR-ISIS
Hash Label         : Disabled                Hash Lbl Sig Cap      : Disabled
Oper Hash Label    : Disabled
Entropy Label      : Disabled

Admin State        : Up                    Oper State             : Up
MinReqd SdpOperMTU : 1514
Adv Service MTU    : n/a
Acct. Pol          : None                  Collect Stats          : Disabled
Ingress Label      : 262134                Egress Label           : 262134
Ingr Mac Fltr-Id   : n/a                  Egr Mac Fltr-Id       : n/a
Ingr IP Fltr-Id    : n/a                  Egr IP Fltr-Id        : n/a
Ingr IPv6 Fltr-Id  : n/a                  Egr IPv6 Fltr-Id      : n/a
Admin ControlWord  : Not Preferred          Oper ControlWord       : False
Admin BW(Kbps)     : 0                    Oper BW(Kbps)          : 0
BFDD Template      : None
BFDD-Enabled       : no                   BFD-Encap              : ipv4
Last Status Change : 07/12/2016 19:40:18        Signaling               : TLDP
Last Mgmt Change   : 07/12/2016 19:40:04
Endpoint           : N/A                    Precedence              : 4
PW Status Sig      : Enabled
Force Vlan-Vc      : Disabled                Force QinQ-Vc           : Disabled
Class Fwding State : Down
Flags              : None
Local Pw Bits      : None
Peer Pw Bits       : None
Peer Fault Ip      : None
Peer Vccv CV Bits  : lspPing bfdFaultDet
Peer Vccv CC Bits  : mplsRouterAlertLabel
Application Profile: None
Transit Policy     : None
Standby Sig Slave  : False
Block On Peer Fault: False
Use SDP B-MAC      : False
Ingress Qos Policy : (none)                Egress Qos Policy      : (none)
Ingress FP QGrp    : (none)                Egress Port QGrp       : (none)
Ing FP QGrp Inst   : (none)                Egr Port QGrp Inst     : (none)
KeepAlive Information :
Admin State        : Disabled                Oper State             : Disabled
Hello Time         : 10                    Hello Msg Len           : 0
  
```

```

Max Drop Count      : 3                      Hold Down Time    : 10
Statistics          :
I. Fwd. Pkts.      : 0                      I. Dro. Pkts.     : 0
I. Fwd. Octs.      : 0                      I. Dro. Octs.     : 0
E. Fwd. Pkts.      : 0                      E. Fwd. Octets    : 0
-----
Control Channel Status
-----
PW Status           : disabled                Refresh Timer      : <none>
Peer Status Expire  : false
Request Timer       : <none>
Acknowledgement     : false
-----
ETH-CFM SDP-Bind specifics
-----
Squelch Levels      : None
-----
RSVP/Static LSPs
-----
Associated LSP List :
No LSPs Associated
-----
Class-based forwarding :
-----
Class forwarding    : Disabled                EnforceDSTELspFc : Disabled
Default LSP         : Uknwn                    Multicast LSP      : None
=====
FC Mapping Table
=====
FC Name             LSP Name
-----
No FC Mappings
-----
Segment Routing
-----
ISIS                : enabled                LSP Id            : 524355
Oper Instance Id    : 0
OSPF                 : disabled
TE-LSP              : disabled
-----
Number of SDPs : 1
=====

```

When network domains are configured, the SDP egress interface state can be verified by using the following command:

```

*A:Dut-T# show service sdp egressifs
=====
SDP Egress Ifs State Table
=====
SDP Id      Network Domain      State
-----
100         net1                  consistent
-----
SDPs : 1
=====
*A:Dut-Tr#
*A:Dut-C># show service sdp 1 pw-port
=====
Service Destination Point (Sdp Id 1 Pw-Port )
=====

```

```

SDP Binding port      : 1/1/3

SDP: 1 Pw-port: 11
-----
VC-Id                 : 11                Admin Status         : up
Encap                 : dot1q             Oper Status          : up
VC Type               : vlan             Vlan VC Tag         : 0
Oper Flags            : (Not Specified)

SDP: 1 Pw-port: 44
-----
VC-Id                 : 2                Admin Status         : up
Encap                 : dot1q             Oper Status          : up
VC Type               : ether
Oper Flags            : (Not Specified)

-----
Entries found: 2
-----
*A:Dut-C> #

*A:Dut-C> # show service sdp 1 pw-port 44
=====
Service Destination Point (Sdp Id 1 Pw-Port 44)
=====
SDP Binding port      : 1/1/3
VC-Id                 : 2                Admin Status         : up
Encap                 : dot1q             Oper Status          : up
VC Type               : ether
Oper Flags            : (Not Specified)
=====
*A:Dut-C> #
  
```

The following show output gives the source-bmac-lsb and control PW used for a given SDP.

```

A:bkxsim1613# show service sdp 1 detail
=====
Service Destination Point (Sdp Id : 1) Details
=====
-----
Sdp Id 1 -2.2.2.2
-----
Description           : (Not Specified)
SDP Id                : 1                SDP Source           : manual
Admin Path MTU        : 0                Oper Path MTU        : 1556
Delivery              : MPLS
Far End               : 2.2.2.2
Tunnel Far End        : n/a              LSP Types            : RSVP

Admin State           : Up                Oper State           : Up
Signaling             : TLDP              Metric               : 0
Acct. Pol             : None              Collect Stats        : Disabled
Last Status Change   : 08/12/2013 06:33:57 Adv. MTU Over.       : No
Last Mgmt Change     : 08/12/2013 06:32:47 VLAN VC Etype       : 0x8100
Bw BookingFactor      : 100              PBB Etype            : 0x88e7
Oper Max BW(Kbps)     : 0                Avail BW(Kbps)      : 0
Net-Domain            : default           Egr Interfaces       : Consistent
Flags                 : None

Mixed LSP Mode Information :
Mixed LSP Mode        : Disabled           Active LSP Type      : RSVP
  
```

```

KeepAlive Information :
Admin State           : Disabled
Hello Time            : 10
Hello Timeout         : 3
Max Drop Count        : 3
Tx Hello Msgs         : 0
Src B-MAC LSB         : 00-13
Oper State            : Disabled
Hello Msg Len         : 0
Unmatched Replies     : 0
Hold Down Time        : 10
Rx Hello Msgs         : 0
Ctrl PW VC ID         : 550
  
```

The following show output indicates whether use-sdp-bmac is applied to a given PW.

```

A:bkxim1613# show service id 550 sdp 1:550 detail
=====
Service Destination Point (Sdp Id : 1:550) Details
=====
-----
Sdp Id 1:550  -(2.2.2.2)
-----
Description          : (Not Specified)
SDP Id                : 1:550
Spoke Descr          : (Not Specified)
VC Type              : Ether
Admin Path MTU        : 0
Delivery              : MPLS
Far End               : 2.2.2.2
Tunnel Far End        : n/a
Hash Label            : Disabled
Oper Hash Label       : Disabled
Type                  : Spoke
VC Tag                : n/a
Oper Path MTU         : 1556
LSP Types              : RSVP
Hash Lbl Sig Cap      : Disabled
Admin State           : Up
MinReqd SdpOperMTU    : 1514
Oper State            : Up
Adv Service MTU       : n/a
Acct. Pol              : None
Collect Stats          : Disabled
Ingress Label         : 131048
Egress Label           : 131063
Ingr Mac Fltr-Id      : n/a
Egr Mac Fltr-Id       : n/a
Ingr IP Fltr-Id       : n/a
Egr IP Fltr-Id        : n/a
Ingr IPv6 Fltr-Id     : n/a
Egr IPv6 Fltr-Id      : n/a
Admin ControlWord     : Not Preferred
Oper ControlWord      : False
Admin BW(Kbps)        : 0
Oper BW(Kbps)         : 0
Last Status Change    : 08/12/2013 06:33:57
Signaling              : TLDP
Last Mgmt Change      : 08/12/2013 06:32:47
Force Vlan-Vc         : Disabled
Endpoint               : N/A
Precedence             : 4
PW Status Sig         : Enabled
Class Fwding State    : Down
Flags                  : None
Local Pw Bits          : None
Peer Pw Bits           : None
Peer Fault Ip          : None
Peer Vccv CV Bits     : lspPing
Peer Vccv CC Bits     : mplsRouterAlertLabel
Application Profile    : None
Transit Policy         : None
Standby Sig Slave     : False
Block On Peer Fault   : False
Use sdp B-MAC         : True
Ingress Qos Policy     : (none)
Egress Qos Policy      : (none)
Ingress FP QGrp       : (none)
Egress Port QGrp      : (none)
Ing FP QGrp Inst      : (none)
Egr Port QGrp Inst    : (none)
KeepAlive Information :
  
```

```

Admin State      : Disabled          Oper State       : Disabled
Hello Time      : 10                Hello Msg Len   : 0
Max Drop Count  : 3                Hold Down Time  : 10

Statistics      :
I. Fwd. Pkts.   : 0                I. Dro. Pkts.  : 0
I. Fwd. Octets  : 0                I. Dro. Octets : 0
E. Fwd. Pkts.   : 0                E. Fwd. Octets : 0

-----
Control Channel Status
-----
PW Status       : disabled          Refresh Timer   : <none>
Peer Status Expire : false
Request Timer   : <none>
Acknowledgement : false

-----
RSVP/Static LSPs
-----
Associated LSP List :
Lsp Name         : to-bksim1611-1
Admin State      : Up                Oper State      : Up
Time Since Last Tr*: 05h44m54s

-----
Class-based forwarding :
-----
Class forwarding : Disabled          EnforceDSTELspFc : Disabled
Default LSP     : Uknwn          Multicast LSP     : None

=====
FC Mapping Table
=====
FC Name          LSP Name
-----
No FC Mappings

-----
Number of SDPs : 1
-----
* indicates that the corresponding row element may have been truncated.

```

Table 446: Service Commands SDP Field Descriptions

Label	Description
SDP Id	Displays the SDP identifier.
Description	Displays a text string describing the SDP.
Admin Path MTU	Displays the desired largest service frame size (in octets) that can be transmitted through this SDP to the far-end ESR, without requiring the packet to be fragmented. The default value of zero indicates that the path MTU should be computed dynamically from the corresponding MTU of the tunnel.
Opr Path MTU	Displays the actual largest service frame size (in octets) that can be transmitted through this SDP to the far-end ESR, without requiring the packet to be fragmented. In order to be able to bind this SDP to a given service, the value of

Label	Description
	this object minus the control word size (if applicable) must be equal to or larger than the MTU of the service, as defined by its service MTU.
Far End	Displays the far end IP address.
Local End	Displays the local end IP address.
Delivery	Displays the type of delivery used by the SDP: GRE or MPLS.
IP address	Displays the IP address of the remote end of the GRE or MPLS tunnel defined by this SDP.
Adm Admin State	Displays the desired state of the SDP.
Opr Oper State	Displays the operating state of the SDP.
Flags	Displays all the conditions that affect the operating status of this SDP.
Signal Signaling	Displays the signaling protocol used to obtain the ingress and egress labels used in frames transmitted and received on the SDP.
Last Status Change	Displays the time of the most recent operating status change to this SDP.
Adv. MTU Over	Specifies whether the advertised MTU of a VLL spoke SDP bind includes the 14-byte Layer 2 header.
Last Mgmt Change	Displays the time of the most recent management-initiated change to this SDP.
KeepAlive Information	Displays Keepalive information.
Hello Time	Displays how often the SDP echo request messages are transmitted on this SDP.
Hello Msg Len	Displays the length of the SDP echo request messages transmitted on this SDP.
Hello Timeout	Displays the number of seconds to wait for an SDP echo response message before declaring a timeout.
Unmatched Replies	Displays the number of SDP unmatched message replies timer expired.
Max Drop Count	The maximum number of consecutive SDP echo request messages that can be unacknowledged before the keepalive protocol reports a fault.
Hold Down Time	The amount of time to wait before the keepalive operating status is eligible to enter the alive state.
TX Hello Msgs	The number of SDP echo request messages transmitted since the keepalive was administratively enabled or the counter was cleared.

Label	Description
Rx Hello Msgs	The number of SDP echo request messages received since the keepalive was administratively enabled or the counter was cleared.
Associated LSP List	When the SDP type is MPLS, a list of LSPs used to reach the far-end router displays. All the LSPs in the list must terminate at the IP address specified in the far end field. If the SDP type is GRE, the following message displays: SDP Delivery Mechanism is not MPLS.
Lsp Name	Displays the LSP name.
Time Since Last Transaction	Displays the time of the last transaction.
Signaling	Displays the signaling type.
Collect Stats	Specifies whether the agent collects accounting statistics for this SDP. When the value is true the agent collects accounting statistics on this SDP.
VLAN VC Etype	Displays the VLAN VC type.
BW Booking Factor	Displays the value used to calculate the max SDP available bandwidth. The value specifies the percentage of the SDP max available bandwidth for VLL call admission. When the value of is set to zero (0), no new VLL spoke SDP bindings with non-zero bandwidth are permitted with this SDP. Overbooking, >100% is allowed.
PBB Etype	Displays the Ethertype used in frames sent out on this SDP when specified as vlan for Provider Backbone Bridging frames.
Oper Max BW (kb/s)	Displays the operational bandwidth in kilobits per seconds (kb/s) available for this SDP. The value is determined by the sum of the bandwidth of all the RSVP LSPs used by the SDP.
Avail BW (kb/s)	Displays the bandwidth that is still free for booking by the SDP bindings on the SDP.
Net-Domain	Displays the network-domain name configured on this SDP. The default value of this object is the default network-domain.
Egr Interface	Indicates whether all the egress network interfaces that can carry traffic on this SDP are associated with the network-domain configured on this SDP. not applicable: Indicates that there is no egress network interface that can carry traffic on this SDP. consistent: Indicates that the network-domains for all the egress network interfaces that can carry traffic on this SDP are consistent. inconsistent: Indicates that the network-domain for one or more egress network interfaces that can carry traffic on this SDP are inconsistent.

Label	Description
Revert Time	Specifies the time to wait before reverting back from LDP to the configured LSPs, after having failed over to LDP.
Revert Count Down	Indicates the timer countdown before reverting back from LDP on this SDP. The timer countdown begins after the first configured LSP becomes active.
Flags	Displays all the conditions that affect the operating status of this SDP.
Class Forwarding	Indicates the admin state of class-based forwarding on this SDP. When the value is true, class-based forwarding is enabled.
EnforceDSTELspFc	Specifies whether service manager must validate with RSVP the support of the FC by the LSP.
Default LSP	Specifies the LSP ID that is used as a default when class-based forwarding is enabled on this SDP. This object must be set when enabling class-based forwarding.
Multicast LSP	Displays the LSP ID that all multicast traffic will be forwarded on when class-based forwarding is enabled on this SDP. When this object has its default value, multicast traffic will be forwarded on an LSP according to its forwarding class mapping.
Number of SDPs	Displays the metric to be used within the Tunnel Table Manager for decision making purposes. When multiple SDPs going to the same destination exist, this value is used as a tie-breaker by Tunnel Table Manager users like MP-BGP to select route with lower value.

sdp

Syntax

sdp *sdp-id* **keep-alive**

sdp *sdp-id* **pw-port** *sdp-id*

Context

[Tree] (clear>service>statistics sdp)

Full Context

clear service statistics sdp

Description

This command clears keep-alive statistics associated with the SDP ID.

Parameters

sdp-id

The SDP ID for which to clear keepalive statistics.

Values 1 to 32767

keep-alive

Clears keep-alive information associated with the SDP ID. The keep-alive history is not cleared.

Platforms

All

sdp

Syntax

sdp [*sdp-id*[:*vc-id*]] [**level** *level*] [**primary-vlan-enabled** *vlan-id*]

Context

[\[Tree\]](#) (show>eth-cfm>mip-instantiation sdp)

Full Context

show eth-cfm mip-instantiation sdp

Description

This command displays MIP creation information for SDP bindings.

Parameters

sdp-id

Specifies the value identifying the SDP.

Values 1 to 32767

vc-id

Specifies the value identifying the virtual circuit identifier.

Values 1 to 4294967295

level

Displays the MD level of the maintenance point.

Values 0 to 7

vlan-id

Specifies the Dot1Q VLAN ID.

Values T0 to 4095, all

Platforms

7450 ESS, 7750 SR, 7750 SR-a, 7750 SR-e, 7750 SR-s, 7950 XRS

sdp

Syntax

sdp *sdp-id:vc-id* [**test-service-id** *service-id*] **start**

sdp *sdp-id:vc-id* **stop**

Context

[\[Tree\]](#) (tools>perform>service>id>admin-lock>pw sdp)

Full Context

tools perform service id admin-lock pw sdp

Description

This command specifies the spoke SDP binding to which an administrative lock will be applied for the MPLS-TP pseudowire. The administrative lock can be placed on a spoke SDP that is bound to a VLL SAP, another spoke SDP or a VPLS interface. Once the pseudowire is locked it may be put into loopback mode. The command must be executed at both ends of the pseudowire or MS-PW represented by the spoke SDP. Test traffic can then be injected using a configured test SAP on an Epipe, Apipe or Cpipe.

Parameters

sdp-id:vc-id

Specifies the SDP-ID and VC-ID.

Values sdp-id 1 to 17407]
 vc-id1 to 4294967295]

test-service-id

Keyword that specifies the ID of a test service (SAP) to which the SDP is bound.

Platforms

All

sdp

Syntax

sdp *sdp-id:vc-id* **start** *mode* [**mac-swap**] [**mac** *ieee-address*] [**all**]

sdp *sdp-id:vc-id* **stop**

Context

[\[Tree\]](#) (tools>perform>service>id>loopback>eth sdp)

Full Context

tools perform service id loopback eth sdp

Description

This command places the specific MPLS SDP binding in loopback mode for reflecting Ethernet traffic back in the direction of the received stream. This is only applicable to MPLS SDP Bindings.

Parameters

sdp-id:vc-id

Specifies the SDP ID and VC-ID.

Values sdp-id 1 to 17407
vc-id1 to 4294967295

start mode

Specifies the loopback in relation to the MPLS SDP Binding.

Values **ingress** — Traffic arriving at the sap-ingress will be reflected back out the same **sap**.
egress — Traffic arriving at the sap-egress will be reflected back into the service in the direction of the original source.

stop

Keyword that removes the MPLS SD-binding from loopback mode.

mac-swap

Enable source address and destination address swapping for the reflected packets when the arriving packet is unicast. Any broadcast and multicast packets arriving on a looped point will be dropped.

mac ieee-address

Optionally configure the source MAC address used in the reflected packet when the arriving packet is a broadcast or multicast. This does not apply to arriving unicast packets.

Values 6-byte unicast mac-address in the form
xx:xx:xx:xx:xx:xx or xx-xx-xx-xx-xx-xx

all

Configured ieee-address is used as the source address for all reflected packets regardless of the arriving destination.

mac-swap

No swapping of MAC addresses are performed without specifying this option and any non-unicast destined packets will not be reflected back to the source.

Platforms

All

sdp

Syntax

sdp *sdp-id:vc-id* {**start** | **stop**}

Context

[\[Tree\]](#) (tools>perform>service>id>loopback>pw sdp)

Full Context

tools perform service id loopback pw sdp

Description

This command places or removes the specified MPLS-TP SDP binding in loopback mode for the purpose of an MPLS-TP pseudowire test service.



Note:

The loopback is created at the PW level so everything under the PW label is looped back. It is recommended to configure an administrative lock for the MPLS-TP pseudowire for the specified test service prior to configuring the loopback.

Parameters

sdp-id:vc-id

Specifies the SDP-ID and VC-ID.

Values sdp-id 1 to 17407
vc-id1 to 4294967295

start

Keyword that places the specified MPLS-TP PW in loopback mode for the purpose of an MPLS_TP PW test service.

stop

Keyword that removes the SDP binding from the loopback mode for the MPLS-TP pseudowire test service.

Platforms

All

sdp

Syntax

sdp {*sdp-id* [:*vc-id*] | **far-end** *ip-address*} [**interval** *seconds*] [**repeat** *repeat*] [**absolute** | **rate**]

Context

[\[Tree\]](#) (monitor>service>id sdp)

Full Context

monitor service id sdp

Description

This command monitors statistics for an SDP binding associated with this service.

Parameters

sdp-id

Specifies the SDP identifier.

Values sdp-id: 1 to 17407
vc-id: 1 to 4294967295

ip-address

Specifies the system address of the far-end router for the SDP in dotted decimal notation. The string may be up to 32 characters.

seconds

Configures the interval for each display, in seconds.

Values 11 to 60

Default 11

repeat

Configures how many times the command is repeated.

Values 1 to 999

Default 10

absolute

Displays absolute rate-per-second value for each statistic.

rate

Displays rate-per-second for each statistic instead of the delta.

Platforms

All

Output

The following output is an example of SDP information.

Sample Output

```
A:ALA-12# monitor service id 100 sdp 10 repeat 3
=====
Monitor statistics for Service 100 SDP binding 10
=====
At time t = 0 sec (Base Statistics)
-----
```

```

I. Fwd. Pkts.   : 0                I. Dro. Pkts.   : 0
E. Fwd. Pkts.   : 0                E. Fwd. Octets  : 0
-----
At time t = 11 sec (Mode: Delta)
-----
I. Fwd. Pkts.   : 0                I. Dro. Pkts.   : 0
E. Fwd. Pkts.   : 0                E. Fwd. Octets  : 0
-----
At time t = 22 sec (Mode: Delta)
-----
I. Fwd. Pkts.   : 0                I. Dro. Pkts.   : 0
E. Fwd. Pkts.   : 0                E. Fwd. Octets  : 0
-----
At time t = 33 sec (Mode: Delta)
-----
I. Fwd. Pkts.   : 0                I. Dro. Pkts.   : 0
E. Fwd. Pkts.   : 0                E. Fwd. Octets  : 0
=====
A:ALA-12#
  
```

22.27 sdp-group

sdp-group

Syntax

sdp-group [*group-name*]

Context

[\[Tree\]](#) (show>service sdp-group)

Full Context

show service sdp-group

Description

This show command will display the SDPs and the PW templates that are associated with the group-name.

Platforms

All

Output

The following is an example of SDP group information.

Sample Output

```

*A:Dut-B# show service sdp-group
=====
SDP Group Information
=====
Group                               Value
-----
  
```

```

red          1
blue        2
-----
Entries found: 2
=====
*A:Dut-B#

*A:Dut-B# show service sdp-group "red"
=====
SDP-Group Information
=====
Name          : red          Value          : 1

Associated SDPs
=====
SdpId         : 204          Sdp-Group     : red
SdpId         : 205          Sdp-Group     : red
-----
Number of Entries: 2
=====
Associated pw-template included
=====
Pw-Template   : 1          Sdp-Group     : red
-----
Number of Entries: 1
=====
Associated pw-template excluded
=====
No Entries found
=====
*A:Dut-B#
  
```

22.28 sdp-group-using

sdp-group-using

Syntax

sdp-group-using

Context

[\[Tree\]](#) (show>service sdp-group-using)

Full Context

show service sdp-group-using

Description

This command displays groups using SDP.

Platforms

All

Output

The following is an example of information pertaining to objects using SDP groups.

Sample Output

```
*A:Dut-D# show service sdp-group-using
=====
SDP-Group Information
=====
SdpId           : 402           Sdp-Group       : red
SdpId           : 405           Sdp-Group       : red
SdpId           : 4021          Sdp-Group       : blue
SdpId           : 4051          Sdp-Group       : blue

Associated pw-template included
=====
Pw-Template     : 1           Sdp-Group       : red
Pw-Template     : 2           Sdp-Group       : blue

Associated pw-template excluded
=====
No Entries found
=====
*A:Dut-D#
```

22.29 sdp-using

sdp-using

Syntax

sdp-using etree

sdp-using node-id *node-id* [**global-id** *global-id*]

sdp-using aarp *aarpID*

sdp-using app-profile *app-profile-name*

sdp-using far-end {*ip-address* | *ipv6-address*}

sdp-using [*sdp-id[:vc-id]*]

sdp-using transit-policy ip *transit-ip-policy*

sdp-using transit-policy prefix *transit-prefix-policy*

Context

[Tree] (show>service sdp-using)

Full Context

show service sdp-using

Description

This command displays services using SDP or far-end address options.

Parameters

node-id

Specifies the node ID.

Values a.b.c.d, 1 to 4294967295

global-id

Specifies the global ID.

Values 1 to 4294967295

aarpID

Specifies the AARP instance ID.

Values 1 to 65535

app-profile-name

32 characters max.

sdp-id

Displays only services bound to the specified SDP ID.

Values 1 to 17407

vc-id

The virtual circuit identifier.

Values 1 to 4294967295

ip-address

Displays only services matching with the specified far-end IP address. 64 characters maximum.

Default Services with any far-end IP address.

ipv6-address

Displays only services matching with the specified far-end IPv6 address. 64 characters maximum.

transit-ip-policy

Specifies a transit IP policy ID.

Values 1 to 65535

transit-prefix-policy

Specifies a transit prefix policy ID.

Values 1 to 65535

Platforms

All

Output

The following output is an example of SDP using information, and [Table 447: Show Service SDP Using Output Fields](#) describes the output fields.

Sample Output

```
*A:ALA-1# show service sdp-using 300
=====
Service Destination Point (Sdp Id : 300)
=====
SvcId      SdpId      Type Far End      Opr State I.Label  E.Label
-----
1          300:1      Mesh 10.0.0.13    Up      131071  131071
2          300:2      Spok 10.0.0.13      Up      131070  131070
100        300:100    Mesh 10.0.0.13     Up      131069  131069
101        300:101    Mesh 10.0.0.13     Up      131068  131068
102        300:102    Mesh 10.0.0.13     Up      131067  131067
-----
Number of SDPs : 5
-----
*A:ALA-1#
```

The following is sample output for VPLS E-Tree configured SDP bindings.

```
*A:DutA# show service sdp-using etree
=====
Etree SDP-BIND Information
=====
Svc Id      SDP-BIND Information      Type      Root-  Leaf-Ac
            leaf-tag
-----
2005        12:2005                   Spoke     Enabled N/A
2005        12:2006                   Spoke     Disabled Enabled
2005        12:2007                   Spoke     Disabled Enabled
-----
Number of etree sdp-binds: 3
=====
```

Table 447: Show Service SDP Using Output Fields

Label	Description
Svc ID	The service identifier.
Sdp ID	The SDP identifier.
Type	Type of SDP: spoke or mesh.
Far End	The far end address of the SDP.
Oper State	The operational state of the service.
Ingress Label	The label used by the far-end device to send packets to this device in this service by this SDP.

Label	Description
Egress Label	The label used by this device to send packets to the far-end device in this service by this SDP.
Etree SDP Bind Information	
Svc ID	The service identifier.
SDP-Bind	The leaf tag SDP bind identifier.
Type	The type SDP bind.
Root-Leaf-Tag	The state of the root leaf tag SDP bind,
Leaf-AC	The state of the leaf AC SDP bind.

22.30 seamless-bfd

seamless-bfd

Syntax

seamless-bfd

Context

[\[Tree\]](#) (show>router>bfd seamless-bfd)

Full Context

show router bfd seamless-bfd

Description

This command displays Seamless-BFD information.

Platforms

All

seamless-bfd

Syntax

seamless-bfd

Context

[\[Tree\]](#) (clear>router>bfd seamless-bfd)

Full Context

clear router bfd seamless-bfd

Description

Commands in this context clear Seamless-BFD session and statistics information.

Platforms

All

22.31 security

security

Syntax

security

Context

[\[Tree\]](#) (show>system security)

Full Context

show system security

Description

Commands in this context display security configuration information.

Platforms

All

security

Syntax

security

Context

[\[Tree\]](#) (tools>dump security)

Full Context

tools dump security

Description

Commands in this context dump tools for security.

Platforms

All

security

Syntax

security

Context

[\[Tree\]](#) (tools>perform security)

Full Context

tools perform security

Description

This command enables tools for testing security.

Platforms

All

22.32 security-policy

security-policy

Syntax

security-policy router [Base] [**security-policy-id** *security-policy-id*]
security-policy service *service-id* [**security-policy-id** *security-policy-id*]

Context

[\[Tree\]](#) (show>ipsec security-policy)

Full Context

show ipsec security-policy

Description

This command displays

Parameters

service-id

Specifies the service-id of the tunnel delivery service.

Values 1 to 214748364
svc-name: 64 char max

security-policy-id

Specifies the IPsec security policy entry that this tunnel will use.

Values 1 to 8192

Platforms

7450 ESS, 7750 SR, 7750 SR-e, 7750 SR-s, VSR

Output

The following is an example output for the **show ipsec security-policy** command.

Sample Output

```
*A:ALA-48>show>ipsec# security-policy 1
=====
Security Policy Param Entries
=====
SvcId      Security  Policy   LocalIp      RemoteIp
  PlcyId    ParamsId
-----
1          1         1        0.0.0.0/0    0.0.0.0/0
-----
No. of IPsec Security Policy Param Entries: 1
=====
*A:ALA-48>show>ipsec#
```

22.33 seen-ip

seen-ip

Syntax

seen-ip transit-ip-policy *ip-policy-id*

seen-ip transit-ip-policy *ip-policy-id* **clear**

Context

[\[Tree\]](#) (tools>dump>app-assure seen-ip)

Full Context

tools dump application-assurance seen-ip

Description

This command dumps application-assurance seen-ip information for a specified transit-ip policy.

Parameters

ip-policy-id

An integer that identifies a transit IP profile entry.

Values 1 to 65535

clear

Clears the seen IP information after reading.

Platforms

7450 ESS, 7750 SR, 7750 SR-e, 7750 SR-s, VSR

22.34 segment-routing

segment-routing

Syntax

segment-routing

Context

[\[Tree\]](#) (clear>router segment-routing)

Full Context

clear router segment-routing

Description

Commands in this context clear segment routing statistics.

Platforms

All

segment-routing

Syntax

segment-routing

Context

[\[Tree\]](#) (show>router segment-routing)

Full Context

show router segment-routing

Description

Commands in this context display segment routing information.

Platforms

All

segment-routing

Syntax

segment-routing

Context

[\[Tree\]](#) (tools>dump>router segment-routing)

Full Context

tools dump router segment-routing

Description

Commands in this context display segment routing information.

Platforms

All

segment-routing

Syntax

segment-routing

Context

[\[Tree\]](#) (monitor>router segment-routing)

Full Context

monitor router segment-routing

Description

Commands in this context monitor Segment Routing Statistics.

Platforms

All

22.35 segment-routing-v6

segment-routing-v6

Syntax

segment-routing-v6 [summary]

Context

[\[Tree\]](#) (show>router segment-routing-v6)

Full Context

show router segment-routing-v6

Description

Commands in this context display SRv6 information.

Parameters

summary

Displays information in a summarized format.

Platforms

7450 ESS, 7750 SR, 7750 SR-s, 7950 XRS, VSR

Output

Use the following command to display SRv6 information.

```
show router segment-routing-v6 summary
```

Sample Output

```
=====
Segment Routing v6
=====
Origination FPE           : 1
Source IPv6 Address      :
-----
Micro Segment
-----
Block Length              : 48 bits
Global Entries            : 12 (16384 uNs)
SID Length                : 16 bits
=====
Locator                    Admin State
  Prefix
-----
C1                          Up
  3333:3:3:3::/64
-----
```

```
Locators : 1
-----
=====
Micro Segment Locator                               Admin/Oper St
  Prefix
-----
msl1                                                Up/Up
  3333:3:3:3::/64
-----
Micro Segment Locators : 1
-----
=====
```

segment-routing-v6

Syntax

segment-routing-v6

Context

[\[Tree\]](#) (show>router>isis segment-routing-v6)

Full Context

show router isis segment-routing-v6

Description

Commands in this context display IS-IS SRv6 information.

Platforms

7450 ESS, 7750 SR, 7750 SR-s, 7950 XRS, VSR

segment-routing-v6

Syntax

segment-routing-v6 [*ip-address*]

Context

[\[Tree\]](#) (show>service segment-routing-v6)

Full Context

show service segment-routing-v6

Description

This command displays SRv6 information.

Parameters

ip-address

Specifies the IP address.

Values *ipv4-address* — a.b.c.d
ipv6-address — x:x:x:x:x:x:x (eight 16-bit pieces)
x:x:x:x:x:d.d.d.d
x — [0 to FFFF] H
d — [0 to 255] D

Platforms

7450 ESS, 7750 SR, 7750 SR-s, 7950 XRS, VSR

segment-routing-v6

Syntax

segment-routing-v6 [*instance instance*] [*locator locator-name*] [*end-dt4*] [*end-dt6*] [*end-dt46*] [*end-dx2*]
[*end-dt2u*] [*end-dt2m*]

segment-routing-v6 detail

segment-routing-v6 [*instance instance*] **destinations**

segment-routing-v6 [*instance instance*] **esi esi**

segment-routing-v6 [*instance instance*] **micro** [*micro-segment-locator ms-locator-name*] [*udx2*]
[*udt2m*] [*udt2u*] [*udt4*] [*udt6*] [*udt46*]

Context

[\[Tree\]](#) (show>service>id segment-routing-v6)

Full Context

show service id segment-routing-v6

Description

This command displays SRv6 service information.

Parameters

instance

Specifies the instance ID for display.

Values 1 to 2

locator-name

Specifies the locator name for display, up to 64 characters.

end-dt4

Displays the End.DT4 function associated with the SRv6 instance in the service.

end-dt6

Displays the End.DT6 function associated with the SRv6 instance in the service.

end-dt46

Displays the End.DT46 function associated with the SRv6 instance in the service.

end-dx2

Displays the End.DX2 function associated with the SRv6 instance in the service.

end-dt2u

Displays the End.DT2U function associated with the SRv6 instance in the service.

end-dt2m

Displays the End.DT2M function associated with the SRv6 instance in the service.

destinations

Specifies that all destinations for display are included.

esi

Specifies a 10-byte ESI by which to filter the displayed information. For example, ESI-0 | ESI-MAX or 00-11-22-33-44-55-66-77-88-99 with any of these separators ('-',':',';',' ').

ms-locator-name

Specifies the micro-segment locator name for display, up to 64 characters.

udt4

Displays the uDT4 function associated with the SRv6 instance in the service.

udt6

Displays the uDT6 function associated with the SRv6 instance in the service.

udt46

Displays the uDT46 function associated with the SRv6 instance in the service.

udx2

Displays the uDX2 function associated with the SRv6 instance in the service.

udt2u

Displays the uDT2U function associated with the SRv6 instance in the service.

udt2m

Displays the uDT2M function associated with the SRv6 instance in the service.

Platforms

7450 ESS, 7750 SR, 7750 SR-s, 7950 XRS, VSR

Output

[Table 448: SRv6 instance Field Descriptions](#) describes the SRv6 instance field descriptions.

Use the following command to display SRv6 instance information.

```
show service id 1 segment-routing-v6 instance 1
```

Sample Output

```

=====
Segment Routing v6 Instance 1 Service 1
=====

Locator
Type          Function  SID                               Status
-----
dutC_L1
  End.DT2U      50001 3333:3:3:3:0:c351::           ok
  End.DT2M      1 3333:3:3:3:0:1::             ok
=====

Legend: * - System allocated
*A:Dut-C#
*A:Dut-C# show service id 1 segment-routing-v6 instance 1 destinations

=====
TEP, SID
=====
Instance  TEP Address          Segment Id          EvpnStatic Num
Mcast    (IP)                 L2 PBR             SupBcasDom MACs
-----
1        10.20.1.2            2222:2:2:2:0:1::   evpn        0
  BUM    No                    No                 No
1        10.20.1.4            4444:4:4:4:0:1::   evpn        0
  BUM    No                    No                 No
1        10.20.1.5            5555:5:5:5:0:1::   evpn        0
  BUM    No                    No                 No
-----

Number of TEP, SID: 3
-----

=====
Segment Routing v6 Ethernet Segment Dest
=====
Instance  Eth SegId          Num. Macs    Last Change
-----
No Matching Entries
=====

```

Table 448: SRv6 instance Field Descriptions

Field	Description
Locator	The locator name
Type	The type
Function	The function
SID	The segment ID
Status	The status
Instance	The instance

Field	Description
Mcast	The multicast value
TEP Address	The tunnel endpoint IP address
Segment Id	The segment ID
L2 PBR	The layer 2 policy based routing value
EvpnStatic	The EVPN static value
SupBcasDom	The Sup BCast Domain value
Num MACs	The number of MACs
Number of TEP, SID	The total number of TEP and SIDs
No Matching Entries	The number of matching entries

22.36 selective-fib-log

selective-fib-log

Syntax

selective-fib-log

Context

[\[Tree\]](#) (tools>dump>router selective-fib-log)

Full Context

tools dump router selective-fib-log

Description

This command configures the dump tools for selective FIB log information for a specific IOM.

Platforms

7450 ESS, 7750 SR, 7750 SR-s, 7950 XRS

Output

The following output is an example of selective FIB log information.

Sample Output

```
*A:Dut-C# /tools dump router selective-fib-log
 1 : 2020/01/08 13:32:59.100 : Creating Base router
 2 : 2020/01/08 13:32:59.101 : Adding port system to if=system Base router
```

```

2 : 2020/01/08 13:32:59.103 : Creating management router
3 : 2020/01/08 13:32:59.103 : Creating vpls-management instance
4 : 2020/01/08 13:32:59.103 : Adding port A/1 to if=management management router
4 : 2020/01/08 13:40:55.404 : Adding port 1/1/5 to if=ip-10.10.5.5 Base router
4 : 2020/01/08 13:40:55.407 : Adding port 2/1/6 to if=ip-10.10.7.7 Base router
4 : 2020/01/08 13:40:55.411 : Adding port 2/1/2 to if=ip-10.10.11.11 Base router
4 : 2020/01/08 13:40:55.414 : Adding port 2/1/2 to if=ip-10.10.13.13 Base router
4 : 2020/01/08 13:40:55.417 : Adding port 2/1/2 to if=ip-10.10.15.15 Base router
4 : 2020/01/08 13:40:55.420 : Adding port 1/1/1 to if=ip-10.10.17.18 Base router
4 : 2020/01/08 13:40:55.423 : Adding port 1/1/3 to if=ip-10.10.21.22 Base router
4 : 2020/01/08 13:40:55.427 : Adding port 2/1/3 to if=ip-10.10.23.24 Base router
4 : 2020/01/08 13:40:55.430 : Adding port 2/1/4 to if=ip-10.10.25.26 Base router
4 : 2020/01/08 13:40:55.433 : Adding port 1/1/2 to if=ip-10.10.27.28 Base router
4 : 2020/01/08 13:40:55.436 : Adding port 2/1/1 to if=ip-10.10.31.31 Base router
4 : 2020/01/08 13:40:55.440 : Adding port 3/1/3 to if=ip-10.10.39.40 Base router
4 : 2020/01/08 13:40:55.443 : Adding port 3/1/1 to if=ip-10.10.43.44 Base router
4 : 2020/01/08 13:40:55.446 : Adding port 3/1/2 to if=ip-10.10.45.45 Base router
4 : 2020/01/08 13:40:55.449 : Adding port 2/2/2 to if=ip-10.10.47.47 Base router
4 : 2020/01/08 13:40:55.453 : Adding port 2/2/1 to if=ip-10.10.49.49 Base router
4 : 2020/01/08 13:40:55.456 : Adding port 1/1/4 to if=ip-10.10.61.61 Base router
4 : 2020/01/08 13:40:55.459 : Adding port 2/1/5 to if=ip-10.10.63.63 Base router
4 : 2020/01/08 13:40:55.465 : Creating router 10105151
5 : 2020/01/08 13:40:55.470 : Adding port 1/2/1 to if=vprn-10.10.51.51 router 10105151
5 : 2020/01/08 13:40:55.475 : Creating router 10105152
6 : 2020/01/08 13:40:55.480 : Adding port 1/2/2 to if=vprn-10.10.51.52 router 10105152
6 : 2020/01/08 13:41:10.678 : Removing port 1/1/4 from if=ip-10.10.61.61 Base router
6 : 2020/01/08 13:41:10.681 : Removing port 1/2/1 from if=vprn-10.10.51.51 router 10105151
6 : 2020/01/08 13:41:10.684 : Removing port 1/2/2 from if=vprn-10.10.51.52 router 10105152
6 : 2020/01/08 13:41:10.690 : Removing port 2/1/2 from if=ip-10.10.11.11 Base router
6 : 2020/01/08 13:41:10.692 : Removing port 2/1/2 from if=ip-10.10.15.15 Base router
6 : 2020/01/08 13:41:10.693 : Removing port 2/1/2 from if=ip-10.10.13.13 Base router
6 : 2020/01/08 13:41:10.698 : Removing port 2/1/5 from if=ip-10.10.63.63 Base router
6 : 2020/01/08 13:41:10.711 : Removing port 1/1/1 from if=ip-10.10.17.18 Base router
6 : 2020/01/08 13:41:10.713 : Removing port 1/1/3 from if=ip-10.10.21.22 Base router
6 : 2020/01/08 13:41:10.715 : Removing port 2/1/3 from if=ip-10.10.23.24 Base router
6 : 2020/01/08 13:41:10.717 : Removing port 2/1/4 from if=ip-10.10.25.26 Base router
6 : 2020/01/08 13:41:10.720 : Removing port 1/1/2 from if=ip-10.10.27.28 Base router
6 : 2020/01/08 13:41:10.722 : Removing port 2/1/1 from if=ip-10.10.31.31 Base router
6 : 2020/01/08 13:41:10.724 : Removing port 3/1/3 from if=ip-10.10.39.40 Base router
6 : 2020/01/08 13:41:10.727 : Removing port 3/1/1 from if=ip-10.10.43.44 Base router
6 : 2020/01/08 13:41:10.729 : Removing port 3/1/2 from if=ip-10.10.45.45 Base router
6 : 2020/01/08 13:41:10.731 : Removing port 2/2/2 from if=ip-10.10.47.47 Base router
6 : 2020/01/08 13:41:10.733 : Removing port 2/2/1 from if=ip-10.10.49.49 Base router
6 : 2020/01/08 13:41:10.735 : Removing port 1/1/5 from if=ip-10.10.5.5 Base router
6 : 2020/01/08 13:41:10.741 : Removing port 2/1/6 from if=ip-10.10.7.7 Base router
6 : 2020/01/08 13:41:10.751 : Deleting router 10105151
6 : 2020/01/08 13:41:10.756 : Deleting router 10105152
6 : 2020/01/08 13:41:15.713 : Adding port 1/1/4 to if=to_Ixia3 Base router
6 : 2020/01/08 13:41:15.723 : Adding port 2/1/5 to if=to_Ixia.24 Base router
6 : 2020/01/08 13:41:22.170 : Removing port 1/1/4 from if=to_Ixia3 Base router
6 : 2020/01/08 13:41:22.176 : Removing port 2/1/5 from if=to_Ixia.24 Base router
6 : 2020/01/08 13:58:37.666 : Enable system selective-fib
7 : 2020/01/08 13:59:17.668 : Creating router 1
8 : 2020/01/08 13:59:17.669 : Setting vrf-target on router 1
8 : 2020/01/08 13:59:17.670 : Enable auto-bind-tunnel for router 1
8 : 2020/01/08 13:59:17.676 : Adding port 1/1/2 to if=to_Dut-B router 1
9 : 2020/01/08 14:01:17.851 : Setting disable-selective-fib for router 1
10 : 2020/01/08 14:03:58.104 : Disable system selective-fib
11 : 2020/01/08 14:07:59.686 : Removing port 1/1/2 from if=to_Dut-B router 1
11 : 2020/01/08 14:07:59.699 : Deleting router 1
*A:Dut-C#
  
```

22.37 send-force-renew

```
send-force-renew
```

Syntax

```
send-force-renew ip-address
```

Context

```
[Tree] (tools>perform>router>dhcp>server send-force-renew)
```

Full Context

```
tools perform router dhcp local-dhcp-server send-force-renew
```

Description

This command sends a DHCP FORCERENEW message on behalf of the DHCP server to the DHCP client with specified IP address. A DHCP lease with the specified IP address must exist in the DHCP server.

Parameters

ip-address

Specifies the DHCP client's IP address in dotted notation a.b.c.d.

Platforms

7450 ESS, 7750 SR, 7750 SR-a, 7750 SR-e, 7750 SR-s, VSR

22.38 sensor-group

```
sensor-group
```

Syntax

```
sensor-group name
```

```
sensor-group
```

Context

```
[Tree] (show>system>telemetry sensor-group)
```

Full Context

```
show system telemetry sensor-group
```


Description

This command displays the sensor group information.

Parameters

name

Specifies the sensor group name, up to 32 characters.

Platforms

All

Output

The following output is an example of telemetry sensor group information and [Table 449: Show Sensor Group Field Descriptions](#) describes the output fields.

Sample Output

```
# show system telemetry sensor-group
=====
Telemetry sensor-groups
=====
Name                                     Valid  Invalid
                                     paths  paths
-----
miro                                     1      0
-----
No. of Telemetry sensor-groups: 1
=====
```

Table 449: Show Sensor Group Field Descriptions

Label	Description
Name	Displays the name of the telemetry sensor group name.
Valid paths	Displays the number of valid sensor group paths.
Invalid paths	Displays the number of invalid sensor group paths.
No. of Telemetry sensor-groups	Displays the total number of telemetry sensor groups.

22.39 server

server

Syntax

server [*name*]

Context

[\[Tree\]](#) (show>system>xmpp server)

Full Context

show system xmpp server

Description

This command shows the connectivity to the XMPP server, including the configured parameters and statistics. When the user provides the name of the server, a detailed view is shown.

Parameters

name

Specifies the name of the XMPP server. 32 characters maximum.

Platforms

All

Output

Sample Output

```
:sr12U-46-PE2# show system xmpp server
=====
XMPP Server Table
=====
Name                User Name          State
XMPP FQDN           Last State chgd   Admin State
-----
vsd1-hy             cspTest           Functional
vsd1-hy.alu-srpm.us 0d 22:42:15      inService
-----
No. of XMPP server's: 1
=====
B:Dut# show system xmpp server "vsd1-hy"
=====
XMPP Server Table
=====
XMPP FQDN           : vsd1-hy.alu-srpm.us
XMPP Admin User    : cspTest
XMPP Oper User     : cspTest
State Lst Chg Since: 0d 22:40:16      State           : Functional
Admin State       : Up              Connection Mode : outOfBand
Auth Type         : md5
IQ Tx.            : 306             IQ Rx.          : 306
IQ Error          : 72              IQ Timed Out    : 0
IQ Min. Rtt       : 100 ms         IQ Max. Rtt     : 450 ms
IQ Ack Rcvd.     : 234
Push Updates Rcvd : 41              VSD list Upd Rcvd : 91
Msg Tx.           : 279             Msg Rx.         : 207
Msg Ack. Rx.     : 135            Msg Error       : 72
Msg Min. Rtt     : 0 ms           Msg Max. Rtt   : 450 ms
Sub Tx.          : 1              UnSub Tx.      : 0
Msg Timed Out    : 0
=====
```

server

Syntax

server all
server capability
server prefix *ip-prefix/prefix-length*
server

Context

[\[Tree\]](#) (show>test-oam>twamp server)

Full Context

show test-oam twamp server

Description

This command displays TWAMP server information.

Parameters

all

Displays all server information.

ip-prefix/prefix-length

Specifies the IP address prefix of the TWAMP server.

Values

ipv4-address:	a.b.c.d (host bits must be 0)
ipv4-prefix-length	0 to 32
ipv6-address:	x:x:x:x:x:x:x (eight 16-bit pieces) x:x:x:x:x:d.d.d.d x: [0 to FFFF]H d: [0 to 255]D

capability

Displays the modes referenced or supported by the TWAMP server, with an RFC reference where those modes are defined.

Platforms

7450 ESS, 7750 SR, 7750 SR-a, 7750 SR-e, 7750 SR-s, 7950 XRS

Output

The following sample output shows TWAMP server information.

Sample Output

```

*A:ALA-48# show test-oam twamp server
=====
TWAMP Server (port 862)
=====
Admin State : Up                               Oper State : Up
Up Time     : 0d 00:00:05
Curr Conn   : 1                               Max Conn   : 32
ConnTimeout : 1800                           Conn Reject : 2
Curr Sess   : 2                               Max Sess   : 32
Tests Done  : 5                               Tests Rej   : 0
Tests Abort : 0
TstPktsRx  : 999                             TstPktsTx  : 999
=====
Prefix      : 10.0.0.0/8
Tests Abort : 0
TstPktsRx  : 999                             TstPktsTx  : 999
=====
Prefix      : 10.0.0.0/8
Description : NMS-West
=====
Admin State : Up                               Oper State : Up
Curr Conn   : 1                               Max Conn   : 32
Conn Reject : 0
Curr Sess   : 2                               Max Sess   : 32
Tests Done  : 5                               Tests Rej   : 0
Tests Abort : 0
TstPktsRx  : 999                             TstPktsTx  : 999
-----
Client      Sessions      Idle   TstPktsRx  TstPktsTx
          Curr/Done/Rej/Abort
-----
10.1.1.1   2/5/0/0     920    999        999
=====
Prefix      : 10.0.0.0/16
Description : NMS-West-Special
=====
Admin State : Up                               Oper State : Up
Curr Conn   : 0                               Max Conn   : 32
Conn Reject : 0
Curr Sess   : 0                               Max Sess   : 32
Tests Done  : 0                               Tests Rej   : 0
Tests Abort : 0
TstPktsRx  : 0                               TstPktsTx  : 0
-----
Client      Sessions      Idle   TstPktsRx  TstPktsTx
          Curr/Done/Rej/Abort
=====

*A:ALA-48# show test-oam twamp server capability
=====
TWAMP Server Supported Modes of Operation with RFC Reference
=====
Bit      Value      Description      RFC
-----
0         1              Unauthenticated  5357
4         16              Individual Session Control  5938
5         32              Reflect Octets Capability  6038
6         64              Symmetrical Size Sender Test Packet Format  6038
  
```

server

Syntax

server

Context

[\[Tree\]](#) (clear>test-oam>twamp server)

Full Context

clear test-oam twamp server

Description

This command clears TWAMP server statistics.

Platforms

7450 ESS, 7750 SR, 7750 SR-a, 7750 SR-e, 7750 SR-s, 7950 XRS

server

Syntax

server

Context

[\[Tree\]](#) (tools>dump>test-oam>twamp server)

Full Context

tools dump test-oam twamp server

Description

This command dumps TWAMP server information.

Platforms

7450 ESS, 7750 SR, 7750 SR-a, 7750 SR-e, 7750 SR-s, 7950 XRS

22.40 server-stats

server-stats

Syntax

server-stats

Context

[Tree] (show>router>dhcp6>server server-stats)

[Tree] (show>router>dhcp>server server-stats)

Full Context

show router dhcp6 local-dhcp-server server-stats

show router dhcp local-dhcp-server server-stats

Description

This command displays DHCP or DHCP6 server statistics.

Platforms

7450 ESS, 7750 SR, 7750 SR-a, 7750 SR-e, 7750 SR-s, VSR

Output

The following output is an example of server statics information

Sample Output

```
*A:SUB-Dut-A# show router dhcp local-dhcp-server dhcpS1 server-stats
=====
Statistics for DHCP Server dhcpS1 router Base
=====
Rx Discover Packets           : 0
Rx Request Packets           : 0
Rx Release Packets           : 0
Rx Decline Packets           : 0
Rx Inform Packets             : 0

Tx Offer Packets              : 0
Tx Ack Packets                : 0
Tx Nak Packets                : 0
Tx Forcerenew Packets        : 0

Client Ignored Offers         : 0
Leases Timed Out              : 0

Dropped Bad Packet            : 0
Dropped Invalid Type          : 0
Dropped No User Database      : 0
Dropped Unknown Host          : 0
Dropped User Not Allowed      : 0
Dropped Lease Not Ready       : 0
Dropped Lease Not Found       : 0
Dropped Not Serving Pool      : 0
Dropped Invalid User          : 0
Dropped Overload               : 0
Dropped Persistence Overload  : 0
Dropped Generic Error         : 0
```

```
Dropped Destined To Other      : 0
Dropped Address Unavailable    : 0
Dropped Max Leases Reached    : 0
Dropped Server Shutdown       : 0
Dropped No Subnet For Fixed IP: 0
```

```
=====
*A:SUB-Dut-A#
```

```
*A:cses-V26>show>router>dhcp6>server# server-stats
```

```
=====
Statistics for DHCPV6 Server test1 router Base
=====
```

```
Rx Solicit Packets           : 0
Rx Request Packets           : 0
Rx Confirm Packets           : 0
Rx Renew Packets             : 0
Rx Rebind Packets            : 0
Rx Decline Packets           : 0
Rx Release Packets           : 0
Rx Information Request Packets: 0
Rx Leasequery Packets        : 0
Tx Advertise Packets         : 0
Tx Reply Packets             : 0
Tx Reconfigure Packets       : 0
Tx Leasequery Reply Packets  : 0
Client Ignored Offers        : 0
Leases Timed Out             : 0
Dropped Bad Packet           : 0
Dropped Invalid Type         : 0
Dropped Lease Not Ready      : 0
Dropped Not Serving Pool     : 0
Dropped Overload             : 0
Dropped Persistence Overload : 0
Dropped Generic Error        : 0
Dropped Destined To Other    : 0
Dropped Max Leases Reached   : 0
Dropped Server Shutdown      : 0
Dropped Leasequery Not Allowed: 0
Dropped Duplicate            : 0
Dropped busy primary audit    : 0
Rx Int. PPP SLAAC Requests   : 0
Rx Int. IpoE SLAAC Requests  : 0
Rx Int. IpoE WAN Requests    : 0
Rx Int. IPsec                : 0
Rx Internal Releases         : 0
Dropped Internal w/Failover  : 0
Dropped Internal w/Int-id-map : 0
Dropped Internal w/User-ident : 0
Dropped Internal w/Conflicts  : 0
Failover statistics
-----
Dropped Invalid Packets      : 0
Failover Shutdown           : 0
Lease Already Expired        : 0
Maximum Lease Count Reached  : 0
Prefix Not Found             : 0
Host Conflict                 : 0
Address Conflict              : 0
Peer conflict                 : 0
Persistence congestion        : 0
No Lease Hold Time Configured : 0
Invalid Prefix Length         : 0
```

```
Lease Not Found : 0
=====
*A: cses-V26>show>router>dhcp6>server#
```

[Table 450: Server Stats Field Descriptions](#) describes server stats show command output fields.

Table 450: Server Stats Field Descriptions

Field	Description
RX Discover Packets	The number of discover packets received by the DHCP server instance
Rx Request Packets	The number of request packets received by the DHCP server instance.
Rx Release Packets	The number of released packets received by the DHCP server instance
Rx Decline Packets	The number of declined packets received by the DHCP server instance
Rx Inform Packets	The number of inform packets received by the DHCP server instance
Tx Offer Packets	The number of offer packets sent by the DHCP server instance
Tx Ack Packets	The number of DHCP ACK packets sent by the DHCP server instance
Tx Nak Packets	The number of DHCP NAK packets sent by the DHCP server instance
Tx Forcerenew Packets	The number of DHCP force renew packets sent by the server instance
Client Ignored Offers	The number of DHCP offer packets sent by the DHCP server instance that were ignored by clients
Leases Timed Out	The number of leases timed out
Dropped Bad Packet	The number of dropped of DHCP packets received that were corrupt
Dropped Invalid Type	The number of DHCP packets received that had an invalid message type
Dropped No User Database	The number of DHCP packets dropped because the value of this server instance is not equal to the default value and a local user database with that name could not be found
Dropped Unknown Host	The number of DHCP packets dropped from hosts which were not found in the user database

Field	Description
Dropped User Not Allowed	The number of DHCP packets dropped from hosts which are found in the user database, but which have no address or pool specified
Dropped Lease Not Ready	The number of DHCP packets dropped by the server instance before the lease database was ready
Dropped Lease Not Found	The number of DHCP packets dropped by the server instance because no (valid) lease was found
Dropped Not Serving Pool	The number of DHCP packets dropped by the server instance because there were no more free addresses in the pool
Dropped Invalid User	The number of DHCP packets dropped by the server instance because the MAC address of the sender or the option 82 didn't match the host lease state
Dropped Overload	The number of DHCP packets dropped by the server instance because they were received more than the server instance can handle
Dropped Persistence Overload	The number of DHCP packets dropped by the server instance because they were received in more than the DHCP persistence system can handle. If this occurs, only releases and declines are still processed.
Dropped Generic Error	The number of DHCP packets dropped by the server instance because of a generic error
Dropped Destined To Other	The number of DHCP requests dropped by the server instance because the (broadcast) request was not destined to this server
Dropped Address Unavailable	The number of DHCP requests dropped by the server instance because the requested address is not available
Dropped Max Leases Reached	The number of DHCP packets dropped by the server instance because the maximum number of leases was reached
Dropped Server Shutdown	The number of DHCP packets dropped by the server instance during server instance shutdown
Dropped No Subnet for Fixed IP	The number of DHCP packets dropped by the server instance for user-db hosts with a fixed address because the subnet to which the address belongs is not configured

server-stats

Syntax

server-stats

Context

[Tree] (clear>router>dhcp>server server-stats)

[Tree] (clear>router>dhcp6>server server-stats)

Full Context

clear router dhcp local-dhcp-server server-stats

clear router dhcp6 local-dhcp-server server-stats

Description

This command clears all local DHCP or DHCPv6server statistics.

Platforms

7450 ESS, 7750 SR, 7750 SR-a, 7750 SR-e, 7750 SR-s, VSR

22.41 server-tls-profile

server-tls-profile

Syntax

server-tls-profile [*server-tls-profile*]

server-tls-profile *server-tls-profile* **association**

Context

[Tree] (show>system>security>tls server-tls-profile)

Full Context

show system security tls server-tls-profile

Description

This command displays TLS server profile information.

Parameters

server-tls-profile

Specifies the name of a TLS server profile for which to display information, up to 32 characters.

Platforms

All

22.42 servers

servers

Syntax

servers

servers all

Context

[\[Tree\]](#) (show>router>dhcp6 servers)

[\[Tree\]](#) (show>router>dhcp servers)

Full Context

show router dhcp6 servers

show router dhcp servers

Description

This command lists the local DHCP or DHCP6 servers.

Parameters

all

Displays a complete list of local DHCP or DHCP6 servers.

Platforms

7450 ESS, 7750 SR, 7750 SR-a, 7750 SR-e, 7750 SR-s, VSR

Output

The following output is an example of local DHCP or DHCP6 server information.

Sample Output

```
*A:ALA-49>show>router>dhcp# servers
=====
Overview of DHCP Servers
=====
Active Leases:      0
Maximum Leases:    159744

Router              Server                               Admin State
-----
Router: Base        base_router_dhcp_server                outOfService
Service: 3          s1                                       inService
```

```
=====
*A:ALA-49>show>router>dhcp#

*A:cses-V26>show>router>dhcp6# servers
=====
Overview of DHCP Servers
=====
Active Leases:      0
Maximum Leases:    159744
Router              Server                               Admin State
-----
Router: Base        dhcp6                               inService
Router: Base        test1                                inService
Router: Base        testtest                             outOfService
=====
*A:cses-V26>show>router>dhcp6#
```

22.43 service

service

Syntax

service

Context

[\[Tree\]](#) (clear service)

Full Context

clear service

Description

Commands in this context clear services commands.

Platforms

All

service

Syntax

service

Context

[\[Tree\]](#) (show service)

Full Context

show service

Description

Commands in this context display services related information.

Platforms

All

service

Syntax

service

Context

[\[Tree\]](#) (tools>dump service)

[\[Tree\]](#) (tools>perform service)

Full Context

tools dump service

tools perform service

Description

Commands in this context configure and view tools for service debugging.

Platforms

All

service

Syntax

service *service-id*

Context

[\[Tree\]](#) (show>ipsec service)

Full Context

show ipsec service

Description

This command displays service specific IPsec configuration.

Parameters

service-id

The VPRN service ID or service name.

Values *service-id*: 1 to 2147483647
svc-name: up to 64 characters maximum

Platforms

7450 ESS, 7750 SR, 7750 SR-e, 7750 SR-s, VSR

Output

The following is an example output for the **service** command.

Sample Output

```
SHOW>IPSEC# SERVICE 400
=====
SERVICE-SPECIFIC IPSEC CONFIGURATIONS
=====
REVERSE ROUTE OVERRIDE: ENABLED
=====
```

service

Syntax

service

Context

[\[Tree\]](#) (monitor service)

Full Context

monitor service

Description

Commands in this context configure criteria to monitor specific service SAP criteria.

Platforms

All

service

Syntax

service *service-id* [**security-policy-id** *security-policy-id*]

Context

[\[Tree\]](#) (show>ipsec>security-policy service)

Full Context

```
show ipsec security-policy service
```

Description

This command displays service security policy information.

Parameters

service-id

Specifies the service ID.

Values *service-id*: 1 to 2148278386
 svc-name: Up to 64 characters

Platforms

7450 ESS, 7750 SR, 7750 SR-e, 7750 SR-s, VSR

22.44 service-name-using

service-name-using

Syntax

```
service-name-using [detail]
```

Context

[\[Tree\]](#) (show>service service-name-using)

Full Context

```
show service service-name-using
```

Description

This command displays the services defined on the system, ordered by name.

Parameters

detail

This parameter displays all of the services configured on the system along with their descriptions and administrative and operational states.

Platforms

All

Output

The following shows an example of **service name-using** information.

[Table 451: Service Commands Service-Name-Using Field Descriptions](#) describes the show command output fields.

Sample Output

```
*A:PE-1# show service service-name-using
=====
Services By Name
=====
Service Name                                     Type      Service Id
-----
server-3                                         Vprn      3
server-5                                         Vprn      5
server-7                                         Vprn      7
evi-16                                           Vpls      16
CE-31                                            Vprn      31
_tmx_InternalIesService                         Ies       2147483648
_tmx_InternalVplsService                       intV*     2147483649
-----
Matching Services : 7
=====
*A:PE-1#
*A:PE-1#
*A:PE-1# show service service-name-using detail
=====
Services By Name
=====
Service Name                                     Type      Service Id
-----
server-3                                         Vprn      3
Admin/Oper: Up/Up
Customer: 1
Description:

server-5                                         Vprn      5
Admin/Oper: Up/Up
Customer: 1
Description:

server-7                                         Vprn      7
Admin/Oper: Up/Up
Customer: 1
Description:

evi-16                                           Vpls      16
Admin/Oper: Up/Up
Customer: 1
Description:

CE-31                                            Vprn      31
Admin/Oper: Up/Up
Customer: 1
Description:

_tmx_InternalIesService                         Ies       2147483648
Admin/Oper: Up/Down
```



```
Customer: 1
Description:
IES Service for internal purposes only

_tmnx_InternalVplsService                intV*  2147483649
Admin/Oper: Up/Down
Customer: 1
Description:
VPLS Service for internal purposes only
-----
Matching Services : 7
=====
```

Table 451: Service Commands Service-Name-Using Field Descriptions

Label	Description
Service Name	Displays the name of the service.
Type	Displays the service type configured for the service ID.
Service Id	Displays the service identifier.

22.45 service-using

service-using

Syntax

service-using [epipe] [ies] [vpls] [vprn] [mirror] [apipe] [fpipe] [ipipe] [cpipe] [etree] [vsd] [b-vpls] [i-vpls] [m-vpls] [sdp sdp-id] [customer customer-id] [creation creation-origin]

Context

[Tree] (show>service service-using)

Full Context

show service service-using

Description

This command displays the services matching certain usage properties. Not all syntax options are available for each router type.

If no optional parameters are specified, all services defined on the system are displayed.

Parameters

epipe

Displays Epipe services.

ies

	Displays IES services.
vpls	Displays VPLS services.
vprn	Displays VPRN services.
mirror	Displays mirror services.
apipe	Displays Apipe services.
fpipe	Displays Fpipe services.
ipipe	Displays Ipipe services.
cpipe	Displays Cpipe services.
etree	Displays etree services.
vsd	Displays VSD services.
b-vpls	Specifies the B-component instance of the Provider Backbone Bridging (PBB/IEEE 802.1ah) feature. It represents the multi-point tunneling component that multiplexes multiple customer VPNs (ISIDs) together. It is similar to a regular VPLS instance that operates on the backbone MAC addresses.
i-vpls	Specifies the I-component instance of the Provider Backbone Bridging (PBB/IEEE 802.1ah) feature. It identifies the specific VPN entity associated to a customer multipoint (E-LAN) service. It is similar to a regular VPLS instance that operates on the customer MAC addresses.
m-vpls	Specifies the M-component (managed VPLS) instance of the Provider Backbone Bridging (PBB/IEEE 802.1ah) feature.
sdp-id	Displays only services bound to the specified SDP ID. Values 1 to 17407 Default Services bound to any SDP ID.
customer-id	Displays services only associated with the specified customer ID. Values 1 to 2147483647

Default Services associated with any customer.

creation-origin

Specifies the method by which the service was created.

Values manual, multi-segment-p-w, dyn-script, vsd

Platforms

All

Output

The following output is an example of service using information, and [Table 452: Show Service-Using Output Fields](#) describes the output fields.

Sample Output

```
*A:ALA-12# show service service-using customer 10
=====
Services
=====
ServiceId   Type      Adm   Opr      CustomerId  Last Mgmt Change
-----
1           VPLS     Up    Up        10          09/05/2006 13:24:15
100        IES      Up    Up        10          09/05/2006 13:24:15
300        Epipe    Up    Up        10          09/05/2006 13:24:15
-----
Matching Services : 3
=====

*A:ALA-12#

*A:ALA-12# show service service-using
=====
Services
=====
ServiceId   Type      Adm   Opr      CustomerId  Last Mgmt Change
-----
1           uVPLS    Up    Up        1           10/26/2006 15:44:57
2           Epipe    Up    Down     1           10/26/2006 15:44:57
10          mVPLS    Down Down     1           10/26/2006 15:44:57
11          mVPLS    Down Down     1           10/26/2006 15:44:57
100        mVPLS    Up    Up        1           10/26/2006 15:44:57
101        mVPLS    Up    Up        1           10/26/2006 15:44:57
102        mVPLS    Up    Up        1           10/26/2006 15:44:57
999        uVPLS    Down Down     1           10/26/2006 16:14:33
-----
Matching Services : 8
=====

*A:ALA-12#
```

The following is a sample of epipe service information for the 7450 ESS or 7750 SR.

```
*A:ALA-12# show service service-using epipe
=====
Services [epipe]
=====
ServiceId   Type      Adm   Opr      CustomerId  Last Mgmt Change
```

```

-----
6          Epipe    Up    Up      6          06/22/2006 23:05:58
7          Epipe    Up    Up      6          06/22/2006 23:05:58
8          Epipe    Up    Up      3          06/22/2006 23:05:58
103       Epipe    Up    Up      6          06/22/2006 23:05:58
-----
Matching Services : 4
=====
*A:ALA-12#

```

Table 452: Show Service-Using Output Fields

Label	Description
Service Id	The service identifier.
Type	Specifies the service type configured for the service ID.
Adm	The desired state of the service.
Opr	The operating state of the service.
CustomerID	The ID of the customer who owns this service.
Last Mgmt Change	The date and time of the most recent management-initiated change to this service.

22.46 services

services

Syntax

services vc-type vc-type saii global-id: prefix:ac-id taii [256 chars max] **agi agi** [**detail**] [**service-id service-id**] [**session ip-addr[label-space]**]

services vc-type vc-type agi agi [**detail**] [**service-id service-id**] [**session ip-addr[label-space]**]

services [vc-type vc-type] [svc-fec-type] [detail] [service-id service-id] [session ip-addr[label-space]]

services vc-type vc-type vc-id vc-id [**detail**] [**service-id service-id**] [**session ip-addr[label-space]**]

Context

[Tree] (show>router>ldp>bindings services)

Full Context

show router ldp bindings services

Description

This command displays LDP service FEC bindings.

Parameters

vc-type *vc-type*

Displays information about the VC type associated with this service FEC.

ethernet, vlan, mirror, frdlci, atmsdu, atmcell, atmvc, atmvc, ipipe, satop-e1, satop-t1, cesopsn, cesopsn-cas

vc-id *vc-id*

Displays information about the VC ID associated with this service FEC.

saii *global-id:prefix:ac-id*

Specifies the a SAII (Source Attachment Individual Identifier).

Values <number>:<number> | <a.b.c.d>:<number>

taii

Specifies the TAII ID, up to 256 characters, associated with this service FEC.

svc-fec-type

Specifies the FEC type.

Values fec128, fec129

agi *agi*

Specifies the Attachment Group identifier TLV associated with this service FEC.

Values <ip-addr:comm-val> | <2byte-asnumber:ext-comm-val> | <4byte-asnumber:comm-val> ip-addr - a.b.c.d comm-val - [0 to 65535] 2byte-asnumber - [1 to 65535] ext-comm-val - [0 to 4294967295] 4byte-asnumber - [1 to 4294967295] null - means all value is 0

detail

Displays detailed information.

service-id

Specifies the service ID number to display.

Values 1 to 2147483647

svc-fec-type

Specifies the FEC type.

Values fec128, fec129

session *ip-addr*

displays configuration information about LDP sessions.

label-space

Specifies the label space identifier that the router is advertising on the interface.

Values 0 to 65535

Platforms

All

22.47 session

session

Syntax

```
session [user-name user-name] [ sub-ppp-type {oa | oe | oeo | ol2tp}] [interface ip-int-name | ip-  
address] [inter-dest-id intermediate-destination-id] [no-inter-dest-id] [ip-address ip-prefix[/ prefix-  
length]] [port port-id] [sap sap-id] [termination-type ppp-session-type] [mlppp] [steering-profile  
steering-profile] [circuit-id circuit-id] [remote-id remote-id]
```

```
session [user-name user-name] [ circuit-id circuit-id] [remote-id remote-id] detail
```

```
session [user-name user-name] [ circuit-id circuit-id] [remote-id remote-id] statistics
```

Context

[\[Tree\]](#) (show>service>id>ppp session)

Full Context

```
show service id ppp session
```

Description

This command displays PPP session information.

Parameters

user-name

Displays session information about the PPP user name.

sub-ppp-type

Displays session information about the sub PPP type.

Values oe, ol2tp

ip-int-name

Displays session information about the specified interface.

ip-address

Displays session information about the IP address.

intermediate-destination-id

Displays session information about the intermediate destination identifier, up to 32 characters, which is encoded in the identification strings.

no-inter-dest-id

Displays session information about no intermediate destination ID.

ip-prefix/prefix-length

Displays session information about the specified IP address and mask.

port-id

Displays session information about the specified port.

sap-id

Displays session information about the specified SAP.

ppp-session-type

Displays session information about the specified PPP session type.

Values local, wholesale-local, retail-local, l2tp

mlppp

Displays session information about MLPPP.

steering-profile

Displays session information about the specified steering profile, up to 32 characters.

circuit-id

Displays session information about the specified circuit ID, up to 256 characters.

remote-id

Displays session information about the specified remote ID, up to 256 characters.

detail

Displays detailed session information.

statistics

Displays PPP session statistics.

Platforms

7450 ESS, 7750 SR, 7750 SR-a, 7750 SR-e, 7750 SR-s, VSR

Output

The following is an example of service PPP session information.

Sample Output

```
# show service id 1000 ppp session detail
=====
PPP sessions for service 1000
=====
User-Name          : sub-2@domain-12.com
Description        : svc:1000 sap:[lag-2:2512.10] mac:00:12:00:00:00:02 sid:1
Up Time           : 0d 00:10:23
Type              : oE
Termination       : local
IP/L2TP-Id/If-Id  : 10.250.2.201 02:12:00:FF:FE:00:00:02
MC-Standby        : No
Session Time Left : N/A
LCP State         : Opened
IPCP State        : Opened
IPv6CP State      : Opened
PPP MTU           : 1492
PPP Auth-Protocol : CHAP
PPP User-Name     : sub-2@domain-12.com
Subscriber-interface : sub-int-1
Group-interface   : group-int-1-2
IP Origin         : radius
DNS Origin        : none
```

```

NBNS Origin      : none
Subscriber      : "sub-2@domain-12.com"
Sub-Profile-String : "sub-profile-1"
SLA-Profile-String : "sla-profile-1"
SPI group ID    : (Not Specified)
ANCP-String     : ""
Int-Dest-Id     : ""
App-Profile-String : ""
Category-Map-Name : ""
Acct-Session-Id : "0611FF000000115F7DD2E0"
Sap-Session-Index : 1
IP Address      : 10.250.2.201/32
Primary DNS     : N/A
Secondary DNS   : N/A
Primary NBNS   : N/A
Secondary NBNS : N/A
Address-Pool    : N/A
IPv6 Prefix     : N/A
IPv6 Prefix Origin : none
IPv6 Prefix Pool : ""
IPv6 Del.Pfx.   : 2001:db8:d502:100::/56
IPv6 Del.Pfx. Origin : radius
IPv6 Del.Pfx. Pool : ""
IPv6 Address    : 2001:db8:5:201::aaa:1
IPv6 Address Origin : radius
IPv6 Address Pool : ""
Primary IPv6 DNS : 2001:db8:dddd:4::1
Secondary IPv6 DNS : N/A
Router adv. policy : N/A
Ignoring DF bit  : false
Radius sub-if prefix : N/A
Circuit-Id     :
Remote-Id     :
Radius Session-T0 : N/A
Radius Class 1  : This is a Class attribute
Radius User-Name : sub-2@domain-12.com
Logical-Line-Id :
SLA Profile Instance Session Limit Overrides
pppoe-overall  : 2
-----
Managed Routes
-----
IP Address                Status      Metric Tag      Pref
-----
2001:db8:d502:100::/56   installed   0      none      0
-----
No. of sessions: 1
=====
    
```

Table 453: Service PPP Session Field Descriptions describes PPP session field information.

Table 453: Service PPP Session Field Descriptions

Field	Description
User-Name	The user name
Description	The description
Up Time	The time of the last modification

Field	Description
Type	The PPP type
Termination	The termination type
IP/L2TP-Id/If-Id	The IP/L2TP or IF ID
MC-Standby	The MC standby
Session Time Left	The time remaining for the session timeout
LCP State	The LCP open/closed state
IPCP State	The IP CP open/closed state
IPv6CP State	The IPv6 CP open/closed state
PPP MTU	The PPP MTU value
PPP Auth-Protocol	The PPP authentication protocol
PPP User-Name	The PPP user name
Subscriber-interface	The subscriber interface name
Group-interface	The group interface name
IP Origin	The IP origin
DNS Origin	The DNS origin
NBNS Origin	The NBNS origin
Subscriber	The subscriber identification string
Sub-Profile-String	The subscriber profile name
SLA-Profile-String	The SLA profile name
SPI group ID	The SPI group ID
ANCP-String	The value of the ancp-string received from either the DHCP or the RADIUS server
Int-Dest-Id	Intermediate destination identifier received from the RADIUS server
App-Profile-String	The application profile string
Category-Map-Name	The value of the category map name received from the RADIUS server
Acct-Session-Id	The accounting session ID
Sap-Session-Index	The sap session index of the PPP session

Field	Description
IP Address	The IP address
Primary DNS	The primary DNS server
Secondary DNS	The secondary DNS server
Primary NBNS	The primary NBNS server
Secondary NBNS	The secondary NBNS server
Address-Pool	The IP address pool used to search for an IP address for this session
IPv6 Prefix	The IPv6 prefix
IPv6 Prefix Origin	The origin of the IPv6 prefix
IPv6 Prefix Pool	The DHCP server pool from which the IPv6 prefix is allocated
IPv6 Del.Pfx.	The IPv6 delegated prefix
IPv6 Del.Pfx. Origin	The origin of the IPv6 delegated prefix
IPv6 Del.Pfx. Pool	The DHCP server pool from which the delegated prefix is allocated
IPv6 Address	The IPv6 address
IPv6 Address Origin	The origin of the IPv6 address
IPv6 Address Pool	The DHCP server pool from which the address is allocated
Primary IPv6 DNS	The primary IPv6 DNS server
Secondary IPv6 DNS	The secondary IPv6 DNS server
Router adv. policy	The router advertisement policy
Ignoring DF bit	The true/false status of ignoring DF bit
Radius sub-if prefix	The RADIUS subscriber interface prefix
Circuit-Id	The circuit ID of the PPP session
Remote-Id	The remote ID of the PPP session
Radius Session-TO	The value to interpret the session timeout VSA from RADIUS
Radius Class 1	The Class attribute returned by the RADIUS server in an Access-Accept message

Field	Description
Radius User-Name	The User-Name attribute returned by the RADIUS server in an Access-Accept message
Logical-Line-Id	The logical line ID
Subscriber Host Limit Overrides and SLA Profile Instance Host Limit Overrides: (only shown when overrides are active)	
ipv4-arp	The total number of IPv4 ARP hosts limit
ipv4-dhcp	The total number of IPv4 DHCP hosts limit
ipv4-ppp	The total number of IPv4 PPP hosts limit
ipv4-overall	The total number of IPv4 hosts limit
ipv6-pd-ipoe-dhcp	The total number of IPv6 IPoE DHCP Prefix Delegation hosts (IA-PD) limit
ipv6-pd-ppp-dhcp	The total number of IPv6 PPPoE DHCP Prefix Delegation hosts (IA-PD) limit
ipv6-pd-overall	The total number of IPv6 DHCP Prefix Delegation hosts (IA-PD) limit
ipv6-wan-ipoe-dhcp	The total number of IPv6 IPoE DHCP WAN hosts (IA-NA) limit
ipv6-wan-ipoe-slaac	The total number of IPv6 IPoE SLAAC WAN hosts limit
ipv6-wan-ppp-dhcp	The total number of IPv6 PPPoE DHCP WAN hosts (IA-NA) limit
ipv6-wan-ppp-slaac	The total number of IPv6 IPoE SLAAC WAN hosts limit
ipv6-wan-overall	The total number of IPv6 WAN hosts limit
ipv6-overall	The total number of IPv6 hosts limit
lac-overall	The total number of L2TP LAC hosts limit
overall	The total number of subscriber hosts limit
Subscriber Session Limit Overrides and SLA Profile Instance Session Limit Overrides: (only shown when overrides are active)	
ipoe	The total number of IPoE sessions limit
ppoe-local	The total number of PPPoE local terminated sessions (PTA) limit
ppoe-lac	The total number of PPPoE L2TP LAC sessions limit

Field	Description
ppoe-overall	The total number of PPPoE sessions limit
l2tp-lns	The total number of L2TP LNS sessions limit
l2tp-lts	The total number of L2TP LTS sessions limit
l2tp-overall	The total number of L2TP sessions limit
overall	The total number of subscriber sessions limit
Managed Routes	
Status	The installation status
Metric	The metric value
Tag	The tag value
Pref	The preference value
Number of session	The number of sessions returned from the search criteria

session

Syntax

session connection-id *connection-id* [{**detail** | **ppp-statistics**}]

session [{**detail** | **ppp-statistics**}] [**session-id** *session-id*] [**state** *session-state*] [**peer** *ip-address*] [**group** *group-name*] [**assignment-id** *assignment-id*] [**local-name** *local-host-name*] [**remote-name** *remote-host-name*] [**tunnel-id** *tunnel-id*] [**service** *service-id*] [**interface** {*ip-int-name* | *ip-address*}] [**ip-prefix** *ip-prefix/mask*]

session [{**detail** | **ppp-statistics**}] [**state** *session-state*] [**peer** *ip-address*] [**group** *group-name*] [**assignment-id** *assignment-id*] [**local-name** *local-host-name*] [**remote-name** *remote-host-name*] [**control-connection-id** *connection-id*] [**service** *service-id*] [**interface** {*ip-int-name* | *ip-address*}]

Context

[\[Tree\]](#) (show>router>l2tp session)

Full Context

show router l2tp session

Description

This command displays L2TP session operational information.

Parameters

connection-id

Specifies the identification number for a Layer Two Tunneling Protocol connection.

Values 1 to 429496729

detail

Displays detailed L2TP session information.

ppp-statistics

Displays PPP statistics for the session.

session-id

Specifies the identification number for a Layer Two Tunneling Protocol session.

Values 1 to 65535

session-state

Specifies the values to identify the operational state of the L2TP session.

Values closed, closed-by-peer, established, idle, wait-reply, wait-tunnel

ip-address

Specifies the IP address of the peer.

Values The following values apply to the 7750 SR:

ipv4-address a.b.c.d (host bits must be 0)

ipv6-address x:x:x:x:x:x:x[-interface]

x:x:x:x:x.d.d.d[-interface]

x: [0 to FFFF]H

d: [0 to 255]D

interface: 32 characters maximum, mandatory for link local addresses

Values The following values apply to the 7450 ESS:

ipv4-address: a.b.c.d (host bits must be 0)

group-name

Specifies a string to identify a Layer Two Tunneling Protocol Tunnel group.

assignment-id

Specifies a string that distinguishes this Layer Two Tunneling Protocol tunnel.

local-host-name

Specifies the host name used by this system during the authentication phase of tunnel establishment.

remote-host-name

Specifies a string that is compared to the host name used by the tunnel peer during the authentication phase of tunnel establishment.

tunnel-id

Specifies the local identifier of this Layer Two Tunneling Protocol tunnel, when L2TP version 2 is used.

Values 1 to 65535

service-id

Specifies the service identification number.

ip-int-name

Specifies the IP interface name.

ip-address

Specifies the IPv4 or IPv6 addresses.

ip-prefix/mask

Specifies information for the specified IP prefix and mask length.

connection-id

Specifies an identification number for a Layer Two Tunneling Protocol session.

Values 1 to 429496729

Platforms

7450 ESS, 7750 SR, 7750 SR-a, 7750 SR-e, 7750 SR-s, VSR

Output

The following output is an example of L2TP session operational information.

Sample Output

```
*A:Dut-C# show router l2tp session
=====
L2TP Session Summary
=====
ID                Control Conn ID   Tunnel-ID   Session-ID   State
-----
143524786         143523840         2190        946          established
143526923         143523840         2190        3083         established
143531662         143523840         2190        7822         closed
236926987         236912640         3615        14347        closed
236927915         236912640         3615        15275        closed
379407426         379387904         5789        19522        established
658187773         658178048         10043       9725         established
658198275         658178048         10043       20227        established
658210606         658178048         10043       32558        established
-----
No. of sessions: 9
=====
*A:Dut-C#

*A:Dut-C# show router l2tp session state established
=====
L2TP Session Summary
=====
ID                Control Conn ID   Tunnel-ID   Session-ID   State
```

```

-----
143524786      143523840      2190      946      established
143526923      143523840      2190      3083      established
379407426      379387904      5789      19522      established
658187773      658178048      10043      9725      established
658198275      658178048      10043      20227      established
658210606      658178048      10043      32558      established
-----
No. of sessions: 6
=====
*A:Dut-C#

*A:Dut-C# show router l2tp session state closed detail
=====
L2TP Session Status
=====
Connection ID : 143531662
State        : closed
Tunnel Group : ispl.group-2
Assignment ID : ispl.tunnel-3
Error Message : Terminated by PPPoE: RX PADT

Control Conn ID : 143523840      Remote Conn ID : 1148557524
Tunnel ID       : 2190        Remote Tunnel ID : 17525
Session ID      : 7822        Remote Session ID : 39124
Time Started    : 04/17/2009 18:44:37
Time Established : 04/17/2009 18:44:37 Time Closed      : 04/17/2009 18:44:50
CDN Result      : generalError   General Error    : noError
-----
L2TP Session Status
=====
Connection ID : 236926987
State        : closed
Tunnel Group : ispl.group-2
Assignment ID : ispl.tunnel-2
Error Message : tunnel was closed

Control Conn ID : 236912640      Remote Conn ID : 3861360381
Tunnel ID       : 3615        Remote Tunnel ID : 58919
Session ID      : 14347       Remote Session ID : 44797
Time Started    : 04/17/2009 18:41:55
Time Established : 04/17/2009 18:41:55 Time Closed      : 04/17/2009 18:43:20
CDN Result      : generalError   General Error    : noError
-----
L2TP Session Status
=====
Connection ID : 236927915
State        : closed
Tunnel Group : ispl.group-2
Assignment ID : ispl.tunnel-2
Error Message : tunnel was closed

Control Conn ID : 236912640      Remote Conn ID : 3861317210
Tunnel ID       : 3615        Remote Tunnel ID : 58919
Session ID      : 15275       Remote Session ID : 1626
Time Started    : 04/17/2009 18:41:03
Time Established : 04/17/2009 18:41:03 Time Closed      : 04/17/2009 18:43:20
CDN Result      : generalError   General Error    : noError
-----
No. of sessions: 3
=====

```

*A:Dut-C#

*A:Dut-C# show router l2tp session session-id 946

=====
 L2TP Session Summary
 =====

ID	Control Conn ID	Tunnel-ID	Session-ID	State
143524786	143523840	2190	946	established

 No. of sessions: 1
 =====

*A:Dut-C# show router l2tp session connection-id 143524786 detail

=====
 L2TP Session Status
 =====

Connection ID : 143524786
 State : established
 Tunnel Group : ispl.group-2
 Assignment ID : ispl.tunnel-3
 Error Message : N/A

Control Conn ID	: 143523840	Remote Conn ID	: 1148528691
Tunnel ID	: 2190	Remote Tunnel ID	: 17525
Session ID	: 946	Remote Session ID	: 10291
Time Started	: 04/17/2009 18:42:01		
Time Established	: 04/17/2009 18:42:01	Time Closed	: N/A
CDN Result	: noError	General Error	: noError

 *A:Dut-C#

*A:Dut-C# show router l2tp session group ispl.group-2

=====
 L2TP Session Summary
 =====

ID	Control Conn ID	Tunnel-ID	Session-ID	State
143524786	143523840	2190	946	established
143526923	143523840	2190	3083	established
143531662	143523840	2190	7822	closed
236926987	236912640	3615	14347	closed
236927915	236912640	3615	15275	closed
658187773	658178048	10043	9725	established
658198275	658178048	10043	20227	established
658210606	658178048	10043	32558	established

 No. of sessions: 8
 =====

*A:Dut-C#

*A:Dut-C# show router l2tp session tunnel-id 2190 state closed detail

=====
 L2TP Session Status
 =====

Connection ID : 143531662
 State : closed
 Tunnel Group : ispl.group-2
 Assignment ID : ispl.tunnel-3
 Error Message : Terminated by PPPoE: RX PADT

Control Conn ID	: 143523840	Remote Conn ID	: 1148557524
-----------------	-------------	----------------	--------------


```
Tunnel ID       : 2190           Remote Tunnel ID : 17525
Session ID      : 7822           Remote Session ID : 39124
Time Started    : 04/17/2009 18:44:37
Time Established : 04/17/2009 18:44:37 Time Closed      : 04/17/2009 18:44:50
CDN Result      : generalError   General Error     : noError
```

 No. of sessions: 1
 =====

*A:Dut-C#

*A:Dut-C# show router l2tp session assignment-id isp1.tunnel-2

 L2TP Session Summary
 =====

ID	Control Conn ID	Tunnel-ID	Session-ID	State
236926987	236912640	3615	14347	closed
236927915	236912640	3615	15275	closed
658187773	658178048	10043	9725	established
658198275	658178048	10043	20227	established
658210606	658178048	10043	32558	established

 No. of sessions: 5
 =====

*A:Dut-C#

*A:Dut-C# show router l2tp session assignment-id isp1.tunnel-2 state established

 L2TP Session Summary
 =====

ID	Control Conn ID	Tunnel-ID	Session-ID	State
658187773	658178048	10043	9725	established
658198275	658178048	10043	20227	established
658210606	658178048	10043	32558	established

 No. of sessions: 3
 =====

*A:Dut-C#

*A:Dut-C# show router l2tp session control-connection-id 658178048

 L2TP Session Summary
 =====

ID	Control Conn ID	Tunnel-ID	Session-ID	State
658187773	658178048	10043	9725	established
658198275	658178048	10043	20227	established
658210606	658178048	10043	32558	established

 No. of sessions: 3
 =====

*A:Dut-C#

*A:Dut-C# show router l2tp session peer 10.10.20.100

 L2TP Session Summary
 =====

ID	Control Conn ID	Tunnel-ID	Session-ID	State
----	-----------------	-----------	------------	-------

```

236926987      236912640      3615      14347      closed
236927915      236912640      3615      15275      closed
658187773      658178048      10043     9725       established
658198275      658178048      10043     20227      established
658210606      658178048      10043     32558      established
-----
No. of sessions: 5
=====
*A:Dut-C#

*A:Dut-C# show router l2tp session peer 10.10.20.100 state closed detail
=====
L2TP Session Status
=====
Connection ID : 236926987
State         : closed
Tunnel Group  : ispl.group-2
Assignment ID : ispl.tunnel-2
Error Message : tunnel was closed

Control Conn ID : 236912640      Remote Conn ID : 3861360381
Tunnel ID       : 3615          Remote Tunnel ID : 58919
Session ID      : 14347         Remote Session ID : 44797
Time Started    : 04/17/2009 18:41:55
Time Established : 04/17/2009 18:41:55 Time Closed      : 04/17/2009 18:43:20
CDN Result      : generalError   General Error    : noError
-----
L2TP Session Status
=====
Connection ID : 236927915
State         : closed
Tunnel Group  : ispl.group-2
Assignment ID : ispl.tunnel-2
Error Message : tunnel was closed

Control Conn ID : 236912640      Remote Conn ID : 3861317210
Tunnel ID       : 3615          Remote Tunnel ID : 58919
Session ID      : 15275         Remote Session ID : 1626
Time Started    : 04/17/2009 18:41:03
Time Established : 04/17/2009 18:41:03 Time Closed      : 04/17/2009 18:43:20
CDN Result      : generalError   General Error    : noError
-----
No. of sessions: 2
=====
*A:Dut-C#

*A:Dut-C# show router l2tp session local-name lacl.wholesaler.com
=====
L2TP Session Summary
=====
ID              Control Conn ID  Tunnel-ID  Session-ID  State
-----
143524786      143523840       2190      946         established
143526923      143523840       2190      3083        established
143531662      143523840       2190      7822        closed
236926987      236912640       3615      14347       closed
236927915      236912640       3615      15275       closed
379407426      379387904       5789      19522       established
658187773      658178048       10043     9725        established
658198275      658178048       10043     20227       established
658210606      658178048       10043     32558       established
  
```

```

-----
No. of sessions: 9
=====
*A:Dut-C#

*A:Dut-C# show router l2tp session local-name lac1.wholesaler.com remote-
name lns.retailer1.net
=====
L2TP Session Summary
=====
ID                Control Conn ID   Tunnel-ID   Session-ID   State
-----
379407426         379387904        5789        19522        established
-----
No. of sessions: 1
=====
*A:Dut-C#

*A:Fden-Dut2-BSA2# show router l2tp session connection-id 600407016
=====
L2TP Session Summary
=====
ID                Control Conn ID   Tunnel-ID   Session-ID   State
-----
600407016         600375296        9161        31720        established
  simon@base.lac.base.lns
  interface: gi_base_lns_base_lac
  service-id: 100
  ip-address: 10.100.2.1
=====

*A:Fden-Dut2-BSA2# show router l2tp session connection-id 600407016 detail
=====
L2TP Session Status
=====

Connection ID: 600407016
State          : established
Tunnel Group  : base_lns_base_lac
Assignment ID : t1
Error Message : N/A

Control Conn ID : 600375296      Remote Conn ID  : 1026712216
Tunnel ID       : 9161         Remote Tunnel ID : 15666
Session ID      : 31720        Remote Session ID : 25240
Time Started    : 02/02/2010 09:08:54
Time Established : 02/02/2010 09:08:54 Time Closed      : N/A
CDN Result      : noError       General Error    : noError
-----

PPP information

Service Id      : 100
Interface       : gi_base_lns_base_lac
LCP State       : opened
IPCP State      : opened
IPv6CP State    : initial
PPP MTU         : 1492
PPP Auth-Protocol : chap
PPP User-Name   : simon@base.lac.base.lns
  
```

```

Subscriber Origin      : radius
Strings Origin        : radius
IPCP Info Origin      : radius
IPv6CP Info Origin    : none

Subscriber             : "simon"
Sub-Profile-String    : "sub1"
SLA-Profile-String    : "sla1"
ANCP-String           : ""
Int-Dest-Id           : ""
App-Profile-String    : ""
Category-Map-Name     : ""

IP Address             : 10.100.2.1
Primary DNS            : N/A
Secondary DNS          : N/A
Primary NBNS          : N/A
Secondary NBNS        : N/A
Address-Pool          : N/A

IPv6 Prefix           : N/A
IPv6 Del.Pfx.         : N/A
Primary IPv6 DNS      : N/A
Secondary IPv6 DNS    : N/A

Circuit-Id            : (Not Specified)
Remote-Id             : (Not Specified)

Session-Timeout       : N/A
Radius Class          : (Not Specified)
Radius User-Name      : simon@base.lac.base.lns
    
```

session

Syntax

```

session [interface ip-int-name | ip-address | sap sap-id] [session-id session-id] [mac ieee-address] [ip-address ip-address[/ mask]] [port port-id] [no-inter-dest-id | inter-dest-id intermediate-destination-id] [steering-profile steering-profile] [router-advertisement-policy policy-name] [detail | statistics]

session l2tp-connection-id connection-id [detail | statistics]
    
```

Context

[\[Tree\]](#) (show>service>id>pppoe session)

Full Context

```
show service id pppoe session
```

Description

This command displays PPPoE session information.

Parameters

ip-int-name

Specifies the IP interface name.

ip-address

Specifies the IP address of the PPPoE session.

sap-id

Specifies the SAP ID.

session-id

Specifies the ID of the PPPoE session.

ieee-address

Specifies the MAC address of the PPPoE session.

port-id

Specifies the port ID.

no-inter-dest-id

Displays the information of PPPoE sessions that do not have an intermediate destination ID associated.

intermediate-destination-id

Specifies the intermediate destination ID.

steering-profile

Specifies the name of the steering profile, up to a maximum of 32 characters.

policy-name

Specifies the name of the router advertisement policy, up to a maximum of 32 characters.

detail

Displays detailed information.

statistics

Displays statistics about the PPPoE session.

Platforms

7450 ESS, 7750 SR, 7750 SR-a, 7750 SR-e, 7750 SR-s, VSR

Output

The following output displays PPPoE session information.

Sample Output

```
*A:ALA-49#show service id 20 pppoe session
=====
PPPoE sessions for svc-id 20
=====
Sap Id           Mac Address      Sid Up Time      IP Address
-----
1/1/3:200        00:00:00:00:00:03 1 1d 00:48:39     10.0.0.101
1/1/3:300        00:00:00:00:00:05 1 0d 00:01:08     10.0.0.119
-----
Number of sessions : 2
=====
*A:ALA-49#

*A:ALA-49# show service id 20 pppoe session ip-address 20.0.0.101 detail
```

```

=====
PPPoE sessions for svc-id 20
=====
Sap Id          Mac Address      Sid Up Time      IP Address
-----
1/1/3:200      00:00:00:00:00:03 1  1d 00:49:46     10.0.0.101

LCP State       : Opened
IPCP State      : Opened
PPP MTU         : 1492
PPP Auth-Protocol : PAP
PPP User-Name   : user4@domain1

Subscriber-interface : sub_pppoe
Group-interface     : grp_pppoe2

Subscriber Origin   : RADIUS
Strings Origin      : RADIUS
IPCP Info Origin    : DHCP

Subscriber         : "radius_papchap4"
Sub-Profile-String : "sub1"
SLA-Profile-String : "sla1"
ANCP-String        : ""
Int-Dest-Id        : ""
App-Profile-String : ""

Primary DNS       : N/A
Secondary DNS     : N/A
Primary NBNS      : N/A
Secondary NBNS    : N/A

Circuit-Id       : 2
Remote-Id        :

Session-Timeout  : N/A
-----
Number of sessions : 1
=====
*A:ALA-49#

*A:ALA-49# show service id 20 pppoe session ip-address 20.0.0.101 statistics
=====
PPPoE sessions for svc-id 20
=====
Sap Id          Mac Address      Sid Up Time      IP Address
-----
1/1/3:200      00:00:00:00:00:03 1  1d 00:50:39     10.0.0.101

Packet Type      Received          Transmitted
-----
LCP Configure-Request  1                2
LCP Configure-Ack      1                1
LCP Configure-Nak      1                0
LCP Configure-Reject   0                0
LCP Terminate-Request  0                0
LCP Terminate-Ack      0                0
LCP Code-Reject        0                0
LCP Echo-Request       8927             866
LCP Echo-Reply         866              8927
LCP Protocol-Reject    0                0
LCP Discard-Request    0                0
-----
  
```

```

PAP Authenticate-Request 1 -
PAP Authenticate-Ack - 1
PAP Authenticate-Nak - 0
-----
CHAP Challenge - 0
CHAP Response 0 -
CHAP Success - 0
CHAP Failure - 0
-----
IPCP Configure-Request 2 1
IPCP Configure-Ack 1 1
IPCP Configure-Nak 0 1
IPCP Configure-Reject 0 0
IPCP Terminate-Request 0 0
IPCP Terminate-Ack 0 0
IPCP Code-Reject 0 0
-----
Unknown Protocol 0 -
-----
Number of sessions : 1
=====
*A:ALA-49#

*A:Dut-C# show service id 2000 pppoe session detail
=====
PPPoE sessions for svc-id 2000
=====
Sap Id Mac Address Sid Up Time Type
IP/L2TP-Id/Interface-Id
-----
2/1/5:2000 00:01:00:00:04:15 1 0d 00:05:07 Local
239.1.1.5.22

LCP State : Opened
IPCP State : Opened
IPv6CP State : Initial
PPP MTU : 1492
PPP Auth-Protocol : None
PPP User-Name : (Not Specified)

Subscriber-interface : ies-2000-239.1.1.1
Group-interface : grp-Vprn-2/1/5

Subscriber Origin : RADIUS
Strings Origin : RADIUS
IPCP Info Origin : RADIUS
IPv6CP Info Origin : None

Subscriber : "hpolSub43"
Sub-Profile-String : "hpolSubProf2"
SLA-Profile-String : "hpolSlaProf1"
ANCP-String : ""
Int-Dest-Id : "2000"
App-Profile-String : ""
Category-Map-Name : ""

Primary DNS : N/A
Secondary DNS : N/A
Primary NBNS : N/A
Secondary NBNS : N/A
Address-Pool : N/A

IPv6 Prefix : N/A
  
```

```

IPv6 Del.Pfx.      : N/A
Primary IPv6 DNS   : N/A
Secondary IPv6 DNS : N/A

Circuit-Id        : circuit 0
Remote-Id         : remote 00-00-00-00-00-00-eth0-2
Service-Name      :

Session-Timeout   : N/A
RADIUS Class      :
RADIUS User-Name  : 00:01:00:00:04:15
Data link         : aal5
Encaps 1          : notAvailable
Encaps 2          : pppoaLlc
-----
Overrides
-----
Direction Type    Key          PIR          CIR          CBS          MBS
-----
Egress   Agg-Rate-Limit N/A          24125940    N/A          N/A          N/A
-----
No. of Overrides: 1
-----
Number of sessions : 1
=====
*A:Dut-C#

*A:Dut-A#show service id 10 pppoe session router-advertisement-policy "ra-policy-01"
=====
PPPoE sessions for svc-id 1000
=====
Sap Id           Mac Address      Sid   Up Time      Type
IP/L2TP-Id/Interface-Id      MC-Stdby
-----
1/1/20:841       00:00:64:19:01:02 1     0d 00:00:18  local
192.168.0.10
02:00:64:FF:FE:19:01:02
-----
Number of sessions : 1
=====

```

session

Syntax

session connection-id *connection-id* **eth-tunnel-statistics**

Context

[\[Tree\]](#) (clear>router>l2tp session)

Full Context

clear router l2tp session

Description

This command clears L2TP session data.

Parameters

connection-id

Specifies the L2TPv3 connection ID.

eth-tunnel-statistics

Clears the Ethernet tunnel statistics associated with the specified session.

Platforms

7450 ESS, 7750 SR, 7750 SR-a, 7750 SR-e, 7750 SR-s, VSR

session

Syntax

session stop *connection-id*

Context

[\[Tree\]](#) (tools>perform>router>l2tp session)

Full Context

tools perform router l2tp session

Description

This command configures performance tools for a specified L2TP session.

Parameters

stop

Stops the performance tools for a specified L2TP session.

connection-id

Specifies the L2TPv3 connection ID.

Values 1 to 4294967295

Platforms

7450 ESS, 7750 SR, 7750 SR-a, 7750 SR-e, 7750 SR-s, VSR

session

Syntax

session [**sap** *sap-id*] [**mac** *ieee-address*] [**circuit-id** *circuit-id*] [**remote-id** *remote-id*] [**interface** *ip-int-name* | *ip-address*] [**inter-dest-id** *intermediate-destination-id*] [**no-inter-dest-id**] [**ip-address** *ip-prefix[/prefix-length]*] [**port** *port-id*] [**subscriber** *sub-ident-string*] [**sap-session-id** *sap-session-index*] [**detail**] [**wholesaler** *service-id*] [**router-advertisement-policy** *policy-name*]

Context

[Tree] (show>service>id>ipoe session)

Full Context

show service id ipoe session

Description

This command displays the identified IPE session details active on the specified service instance.

Parameters

sap-id

Specifies the physical port identifier portion of the SAP definition.

ieee-address

Specifies the 48-bit MAC address for the static ARP in the form aa:bb:cc:dd:ee:ff or aa-bb-cc-dd-ee-ff where aa, bb, cc, dd, ee, and ff are hexadecimal numbers. Allowed values are any non-broadcast, non-multicast MAC and non-IEEE reserved MAC addresses.

circuit-id

Specifies the circuit ID, up to 127 characters.

remote-id

Specifies that information that goes into the remote-id sub-option in the DHCP relay packet, up to 255 characters.

ip-int-name

Specifies the name of the IP interface, up to 32 characters.

ip-address[/prefix-length]

Specifies information for the specified IP address and mask.

no-inter-dest-id

Displays the information about no intermediate destination ID.

port-id

Displays information about the specified port ID.

sap-session-index

Displays sap-session-index information.

service-id

Specifies the service ID of the wholesaler.

Values

service-id: 1 to 2147483647

intermediate-destination-id

Specifies the intermediate destination identifier which is encoded in the identification strings up to 32 characters.

sub-ident-string

Specifies an existing subscriber identification profile.

detail

Displays all IPoE session details.

policy-name

Specifies the name of the router advertisement policy, up to 32 characters.

Platforms

7450 ESS, 7750 SR, 7750 SR-a, 7750 SR-e, 7750 SR-s, VSR

Output

The following is an example of service IPoE session information.

Sample Output

```
# show service id 4000 ipoe session
=====
IPoE sessions for svc-id 4000
=====
Sap Id                Mac Address          Up Time              MC-Stdby
  Subscriber-Id
  [CircuitID] | [RemoteID]
-----
1/1/4:1201.27        00:51:00:00:00:0c   0d 00:00:18
  ipoe-session-001
-----
CID | RID displayed when included in session-key
Number of sessions : 1
=====

# show service id 4000 ipoe session detail
=====
IPoE sessions for service 4000
=====
SAP                   : 1/1/4:1201.27
Mac Address           : 00:51:00:00:00:0c
Circuit-Id            : circuit-id-1
Remote-Id             : remote-id-1
Session Key           : sap-mac

MC-Standby           : No

Subscriber-interface  : sub-int-1
Group-interface       : group-int-1

Up Time               : 0d 00:01:01
Session Time Left     : N/A
Last Auth Time        : 02/28/2015 01:01:09
Min Auth Intvl (left) : 0d 00:05:00 (0d 00:03:59)
Persistence Key       : N/A

Subscriber            : "ipoe-session-001"
Sub-Profile-String    : "sub-profile-1"
SLA-Profile-String    : "sla-profile-1"
ANCP-String           : ""
Int-Dest-Id           : ""
App-Profile-String    : ""
Category-Map-Name     : ""
Acct-Session-Id       : "144DFF0000001354D806D5"
Sap-Session-Index     : 1
```

```

IP Address           : 10.10.1.201/24
IP Origin            : Radius
Primary DNS          : N/A
Secondary DNS        : N/A
Primary NBNS         : N/A
Secondary NBNS       : N/A
Address-Pool         : N/A

IPv6 Prefix          : 2001:db8:a:111::/64
IPv6 Prefix Origin   : Radius
IPv6 Prefix Pool     : ""
IPv6 Del.Pfx.        : 2001:db8:a001:a100::/56
IPv6 Del.Pfx. Origin : Radius
IPv6 Del.Pfx. Pool   : ""
IPv6 Address         : 2001:db8:a:101::aaa:1
IPv6 Address Origin  : Radius
IPv6 Address Pool    : ""
Primary IPv6 DNS     : N/A
Secondary IPv6 DNS   : N/A

Radius Session-T0    : N/A
Radius Class         :
Radius User-Name     : 00:51:00:00:00:0c

Subscriber Host Limit Overrides
  ipv4-arp           : 1
  ipv4-dhcp          : 1
  ipv4-ppp           : 1
  ipv4-overall       : 1
  ipv6-pd-ipoe-dhcp : 1
  ipv6-pd-ppp-dhcp  : 1
  ipv6-pd-overall    : 1
  ipv6-wan-ipoe-dhcp : 1
  ipv6-wan-ipoe-slaac : 1
  ipv6-wan-ppp-dhcp : 1
  ipv6-wan-ppp-slaac : 1
  ipv6-wan-overall   : 1
  ipv6-overall       : 1
  lac-overall        : 1
  overall            : 1
SLA Profile Instance Host Limit Overrides
  ipv4-arp           : 1
  ipv4-dhcp          : 1
  ipv4-ppp           : 1
  ipv4-overall       : 1
  ipv6-pd-ipoe-dhcp : 1
  ipv6-pd-ppp-dhcp  : 1
  ipv6-pd-overall    : 1
  ipv6-wan-ipoe-dhcp : 1
  ipv6-wan-ipoe-slaac : 1
  ipv6-wan-ppp-dhcp : 1
  ipv6-wan-ppp-slaac : 1
  ipv6-wan-overall   : 1
  ipv6-overall       : 1
  lac-overall        : 1
  overall            : 1
Subscriber Session Limit Overrides
  ipoe               : 1
  pppoe-local        : 1
  pppoe-lac          : 1
  pppoe-overall      : 1
  l2tp-lns           : 1
  l2tp-lts           : 1
  
```

```

l2tp-overall      : 1
overall          : 1
SLA Profile Instance Session Limit Overrides
ipoe             : 1
pppoe-local      : 1
pppoe-lac        : 1
pppoe-overall    : 1
l2tp-lns         : 1
l2tp-lts         : 1
l2tp-overall     : 1
overall          : 1
-----
Number of sessions : 1
=====

*A:Dut-A# show service id 13 ipoe session router-advertisement-policy ra-policy-01
=====
IPoE sessions for svc-id 13
=====
Sap Id           Mac Address      Up Time      MC-Stdby
Subscriber-Id
[CircuitID] | [RemoteID]
-----
1/1/1:13         00:00:00:00:00:13 0d 00:13:06
  sub-1
1/1/1:13         00:00:00:00:00:14 0d 00:08:03
  sub-1
1/1/1:13         00:00:00:00:00:15 0d 00:06:23
  sub-1
-----
CID | RID displayed when included in session-key
Number of sessions : 3
=====
*A:Dut-A#

```

Table 454: Service IPoE Session Field Descriptions describes IPoE session field information.

Table 454: Service IPoE Session Field Descriptions

Field	Description
SAP Id	The SAP ID of the IPoE session
Mac Address	The MAC address of the IPoE session
Up Time	The time of the last modification
MC-Stdby	The number of SAPs defined on this service on a port which is in multi-chassis standby mode
SAP	The SAP ID of the IPoE session
Circuit-Id	The circuit ID of the IPoE session
Remote-Id	The remote ID of the IPoE session
Session Key	The session key used for this IPoE session to group subscriber hosts

Field	Description
MC-Standby	The number of SAPs defined on this service on a port which is in multi-chassis standby mode
Subscriber-interface	The subscriber interface name
Group-interface	The group interface name
Up Time	The time of the last modification
Session Time Left	The time remaining for the session timeout
Last Auth Time	The date and time of the last authentication
Min Auth Intvl (left)	The minimum interval between two consecutive authentication attempts for the same ARP host
Persistence Key	The key value that is used to track this in the persistence file
Subscriber	The subscriber identification string
Sub-Profile-String	The subscriber profile name
SLA-Profile-String	The SLA profile name
ANCP-String	The value of the ancp-string received from either the DHCP or the RADIUS server
Int-Dest-Id	Intermediate destination identifier received from the RADIUS server
App-Profile-String	The application profile string
Category-Map-Name	The value of the category map name received from the RADIUS server
Acct-Session-Id	The accounting session ID
Sap-Session-Index	The sap session index of the PPP session
IP Address	The IP address
IP Origin	The origin of the source IP address used for connectivity verification
Primary DNS	The primary DNS server
Secondary DNS	The secondary DNS server
Primary NBNS	The primary NBNS server
Secondary NBNS	The secondary NBNS server

Field	Description
Address-Pool	The IP address pool used to search for an IP address for this session
IPv6 Prefix	The IPv6 prefix
IPv6 Prefix Origin	The origin of the IPv6 prefix
IPv6 Prefix Pool	The DHCP server pool from which the SLAAC prefix is allocated
IPv6 Del.Pfx.	The IPv6 delegated prefix
IPv6 Del.Pfx. Origin	The origin of the IPv6 delegated prefix
IPv6 Del.Pfx. Pool	The DHCP server pool from which the delegated prefix is allocated
IPv6 Address	The IPv6 address
IPv6 Address Origin	The origin of the IPv6 address
IPv6 Address Pool	The DHCP server pool from which the address is allocated
Primary IPv6 DNS	The primary DNS server
Secondary IPv6 DNS	The secondary DNS server
Radius Session-TO	The value to interpret the session timeout VSA from RADIUS
Radius Class	The Class attribute returned by the RADIUS server in an Access-Accept message
Radius User-Name	The User-Name attribute returned by the RADIUS server in an Access-Accept message
Subscriber Host Limit Overrides and SLA Profile Instance Host Limit Overrides:	
ipv4-arp	The total number of IPv4 ARP hosts limit
ipv4-dhcp	The total number of IPv4 DHCP hosts limit
ipv4-ppp	The total number of IPv4 PPP hosts limit
ipv4-overall	The total number of IPv4 hosts limit
ipv6-pd-ipoe-dhcp	The total number of IPv6 IPoE DHCP Prefix Delegation hosts (IA-PD) limit
ipv6-pd-ppp-dhcp	The total number of IPv6 PPPoE DHCP Prefix Delegation hosts (IA-PD) limit

Field	Description
ipv6-pd-overall	The total number of IPv6 DHCP Prefix Delegation hosts (IA-PD) limit
ipv6-wan-ipoe-dhcp	The total number of IPv6 IPoE DHCP WAN hosts (IA-NA) limit
ipv6-wan-ipoe-slaac	The total number of IPv6 IPoE SLAAC WAN hosts limit
ipv6-wan-ppp-dhcp	The total number of IPv6 PPPoE DHCP WAN hosts (IA-NA) limit
ipv6-wan-ppp-slaac	The total number of IPv6 PPPoE SLAAC WAN hosts limit
ipv6-wan-overall	The total number of IPv6 WAN hosts limit
ipv6-overall	The total number of IPv6 hosts limit
lac-overall	The total number of L2TP LAC hosts limit
overall	The total number of subscriber hosts limit
Subscriber Session Limit Overrides and SLA Profile Instance Session Limit Overrides:	
ipoe	The total number of IPoE sessions limit
ppoe-local	The total number of PPPoE local terminated sessions (PTA) limit
ppoe-lac	The total number of PPPoE L2TP LAC sessions limit
ppoe-overall	The total number of PPPoE sessions limit
l2tp-lns	The total number of L2TP LNS sessions limit
l2tp-lts	The total number of L2TP LTS sessions limit
l2tp-overall	The total number of L2TP sessions limit
overall	The total number of subscriber sessions limit
Number of session	The number of sessions returned from the search criteria

session

Syntax

session [*name trace-name*] [*detail*]

session sap *sap-id* **mac** *ieee-address* [**circuit-id** *circuit-id*] [**remote-id** *remote-id*] [**username** *user-name*] [*detail*]

Context

[Tree] (show>call-trace>ppp session)

[Tree] (show>call-trace>ipoe session)

Full Context

show call-trace ppp session

show call-trace ipoe session

Description

This command displays call trace information for the active session.

Configuring this command with specified session filters, displays information for the specified trace job only.

Parameters

detail

Displays detailed information.

sap-id

Specifies the SAP ID that identifies a session.

ieee-address

Specifies a MAC address that identifies a session.

circuit-id

Specifies a circuit ID that identifies a session, up to 255 characters.

remote-id

Specifies a remote ID that identifies a session, up to 255 characters.

trace-name

Specifies the name of the trace, up to 32 characters, that triggered the job.

user-name

Specifies the user name, up to 32 characters, that identifies a PPPoE session.

Platforms

7450 ESS, 7750 SR, 7750 SR-a, 7750 SR-e, 7750 SR-s, VSR

Output

The following output displays call trace information for the active IPoE session.

Sample Output

```
Node # show call-trace ipoe session
=====
Call trace IPoE session
=====
IEEE address          Status          No. of messages
  Trace name
-----
00:02:00:00:00:19    running        10
  default
```

```

-----
No. of call trace IPoE debug jobs: 1
=====

Node# show call-trace ipoe session detail
=====
Call trace IPoE session
=====
SAP ID      : 4/1/ 2
IEEE address: 00:02:00:00:00:19
Trace name  : default                               Status      : running
Size limit  : 10 MB                                 Time limit   : 86400 sec
Live output
-----
Destination : none
Statistics
-----
Started      : 2017/01/11 15:34:08UTC
No. of captured msgs : 10
Size of captured msgs : 2575 B
=====
  
```

[Table 455: Call Trace IPoE Session Field Descriptions](#) describes call trace IPoE session output fields.

Table 455: Call Trace IPoE Session Field Descriptions

Field	Description
IEEE address	The IEEE address of the equipment to match by this trace
Status	The status of the trace session
No. of messages	The number of messages from the trace session
Trace name	The name of the trace profile
Size limit	The maximum data volume generated by a single call trace job to the output, in megabytes
Time limit	The maximum duration of a single call trace job, in seconds
Live output	The live output destination for trace logs
Destination	The destination address of the trace logs
Started	The date and time the trace began
No. of captured msgs	The number of captured messages
Size of captured msgs	The size of the captured messages

session

Syntax

session sap *sap-id* **mac** *ieee-address*

session sap *sap-id* **mac** *ieee-address* **circuit-id** *circuit-id* [**remote-id** *remote-id*] [**user-name** *user-name*]

session sap *sap-id* **mac** *ieee-address* [**circuit-id** *circuit-id*] **remote-id** *remote-id* [**user-name** *user-name*]

session sap *sap-id* **mac** *ieee-address* [**circuit-id** *circuit-id*] [**remote-id** *remote-id*] **user-name** *user-name*

Context

[Tree] (clear>call-trace>pppoe session)

[Tree] (clear>call-trace>ipoe session)

Full Context

clear call-trace pppoe session

clear call-trace ipoe session

Description

This command clears the trace job identified by this session.

This command does not affect any of the debug trace commands, and new jobs can still be executed for other sessions.

After a session is cleared, tracing for the session will not be restarted by any configured trace. Only explicitly starting a new trace with the **trace-existing-sessions** parameter can restart tracing for the session.

Parameters

circuit-id

Specifies a circuit ID, up to 255 characters, that identifies a session.

ieee-address

Specifies a MAC address that identifies a session.

remote-id

Specifies a remote ID, up to 255 characters, that identifies a session

sap-id

Specifies the SAP ID that identifies a session.

user-name

Specifies the user name, up to 32 characters, that identifies a session.

Platforms

7450 ESS, 7750 SR, 7750 SR-a, 7750 SR-e, 7750 SR-s, VSR

session

Syntax

session [**session-type**] [**!sp-name***session-name*] [**detail**]

Context

[\[Tree\]](#) (show>router>gmpls session)

Full Context

show router gmpls session

Description

This command displays GMPLS session information.

Parameters

session-type

Keyword to display information about the session type.

session-name

Specifies the name of the GMPLS session. The name can be a maximum of 80 characters in length and accepts * as a wildcard character.

detail

Keyword to request more detailed output.

Platforms

7750 SR, 7750 SR-a, 7750 SR-e, 7750 SR-s, 7950 XRS

session

Syntax

session [**family**] [**summary** | **detail**] *ip-addr*[*label-space*]

Context

[\[Tree\]](#) (show>router>ldp>bindings session)

Full Context

show router ldp bindings session

Description

This command displays LDP FEC bindings by matching peer LSR ID.

Parameters

detail

Displays detailed information.

summary

Displays information in a summarized format.

family

Displays either IPv4 or IPv6 LDP session information.

ip-addr

displays configuration information about LDP sessions.

label-space

Specifies the label space identifier that the router is advertising on the interface.

Values 0 to 65535

Platforms

All

session

Syntax

session [*ip-addr* [*label-space*]] **local-addresses** [**sent** | **recv**] **ip-addr** *ip-address*

session [*ip-addr* [*label-space*]] [*session-type*] [**state** *state*] [**summary** | **detail**] [**community** *community*]

session [*ip-addr* [*label-space*]] **local-addresses** [**sent** | **recv**] [*family*]

session [*ip-addr* [*label-space*]] [**sent** | **recv**] **overload** [**fec-type** *fec-type*]

session [**sent** | **recv**] **overload** [**fec-type** *fec-type*] [*family*] [**community** *community*]

session [*ip-addr* [*label-space*]] **statistics** [*packet-type*] [*session-type*]

session statistics [*packet-type*] [*session-type*] [*family*]

session [*session-type*] [**state** *state*] [**summary** | **detail**] [*family*] [**community** *community*]

Context

[\[Tree\]](#) (show>router>ldp session)

Full Context

show router ldp session

Description

This command displays configuration information about LDP sessions.

Parameters

ip-addr

Specifies the IP address of the LDP peer.

label-space

Specifies the label space identifier that the router is advertising on the interface.

Values 0 to 65535

statistics

Specifies the statistics for a targeted peer.

packet-type

Specifies the packet type.

Values hello, keepalive, init, label, notification, address, capability

session-type

Specifies to display the session type.

Values link, targeted, both

state

Specifies to display the current operational state of the adjacency.

Values up - Established down - Initialized, OpenRecv, OpenSent, Nonexistent

summary

Displays information in a summarized format.

detail

Displays detailed information including the community and if a local LSR ID is advertised.

local-addresses

Specifies the local address information.

ip-address

Specifies the IPv4 or IPv6 address.

Values <ip-address> : ipv4-address - a.b.c.d ipv6-address - x:x:x:x:x:x
(eight 16-bit pieces) x:x:x:x:x:d.d.d.d x - [0 to FFFF]H d - [0 to 255]D

overload

Specifies the overload information.

fec-type

Specifies the specified FEC type.

Values ipv4-prefixes, ipv6-prefixes, ipv4-p2mp, ipv6-p2mp, svc-fec128, svc-fec129

family

Displays either IPv4 or IPv6 active LDP information.

Values ipv4, ipv6

community

The string defining the LDP community assigned to the session. Allowed values are any string up to 32 characters long composed of printable, 7-bit ASCII characters excluding

double quotes. If the string contains spaces, use double quotes to delimit the start and end of the string.

Platforms

All

Output

Table 456: LDP Session Output Fields describes the LDP session output fields.

Table 456: LDP Session Output Fields

Label	Description
Peer LDP Id	The IP address of the LDP peer.
Adj Type	The adjacency type between the LDP peer and LDP session is targeted.
	Link — Specifies that this adjacency is a result of a link hello.
	Targeted — Specifies that this adjacency is a result of a targeted hello.
State	Established — Specifies that the adjacency is established.
	Trying — Specifies that the adjacency is not yet established.
Msg Sent Mesg Sent	The number of messages sent.
Msg Rcvd Mesg Rcvd	The number of messages received.
Up Time	The amount of time the adjacency has been enabled.
Session Community	Specifies the LDP community associated with a session.
Local LSR ID Advertised	Specifies if a local LSR ID is advertised.

Sample Output

```
*A:Dut-A# show router ldp session
=====
LDP IPv4 Sessions
=====
Peer LDP Id      Adj Type  State      Msg Sent  Msg Recv  Up Time
-----
10.20.1.2:0     Link      Established 1724      1725      0d 01:16:29
10.20.1.3:0     Link      Established 1721      1723      0d 01:16:24
10.20.1.6:0     Targeted  Established 1237      1238      0d 00:54:53
-----
No. of IPv4 Sessions: 3
=====
LDP IPv6 Sessions
=====
```

```

Peer LDP Id
Adj Type          State          Msg Sent    Msg Recv    Up Time
-----
3ffe::a14:102[0]
  Link            Established    1718        1721        0d 01:16:10
3ffe::a14:103[0]
  Link            Established    1718        1717        0d 01:16:10
3ffe::a14:106[0]
  Targeted        Established    598         598         0d 00:53:07
-----
No. of IPv6 Sessions: 3
=====
*A:Dut-A#
*A:Dut-A# show router ldp session ipv6
=====
LDP IPv6 Sessions
=====
Peer LDP Id
Adj Type          State          Msg Sent    Msg Recv    Up Time
-----
10.10.2.3:0
  Targeted        Established    29          31          0d 00:00:57
3ffe::a14:102[0]
  Link            Established    37646       37642       1d 03:55:39
3ffe::a14:103[0]
  Link            Established    37653       37675       1d 03:55:36
-----
No. of IPv6 Sessions: 3
=====
*A:Dut-A# show router ldp session 10.20.1.2
=====
LDP IPv4 Sessions
=====
Peer LDP Id      Adj Type  State          Msg Sent    Msg Recv    Up Time
-----
10.20.1.2:0     Link      Established    1728        1729        0d 01:16:42
-----
No. of IPv4 Sessions: 1
=====
*A:Dut-A# show router ldp session 10.10.2.3 detail
=====
LDP IPv4 Sessions (Detail)
=====
Legend:  DoD - Downstream on Demand (for address FEC's only)
         DU  - Downstream Unsolicited
         R   - Capability value received from peer
=====
Session with Peer 10.20.1.1:0, Local 10.20.1.4:0
-----
Adjacency Type      : Targeted      State          : Established
Up Time             : 3d 21:54:43
Max PDU Length      : 4096          KA/Hold Time Remaining : 121
Link Adjacencies    : 0             Targeted Adjacencies  : 1
Local Address       : 10.20.1.4    Peer Address      : 10.20.1.1
Local UDP Port      : 646          Peer UDP Port      : 646
Local TCP Port      : 55190        Peer TCP Port      : 646
Local KA Timeout    : 140          Peer KA Timeout    : 140
Mesg Sent           : 219023       Mesg Recv         : 127264
IPv4 Pfx FEC Sent   : 2092         IPv4 Pfx FEC Recv  : 1655
IPv6 Pfx FEC Sent   : 0            IPv6 Pfx FEC Recv  : 0
IPv4 P2MP FEC Sent  : 0            IPv4 P2MP FEC Recv : 0
IPv6 P2MP FEC Sent  : 0            IPv6 P2MP FEC Recv : 0
  
```



```

Svc Fec128 Sent      : 0          Svc Fec128 Recv      : 0
Svc Fec129 Sent      : 0          Svc Fec129 Recv      : 0
IPv4 Addrs Sent      : 1013       IPv4 Addrs Recv      : 2996
IPv6 Addrs Sent      : 119        IPv6 Addrs Recv      : 833
Local GR State       : Capable     Peer GR State         : Capable
Local Nbr Liveness Time: 5        Peer Nbr Liveness Time : 0
Local Recovery Time  : 30         Peer Recovery Time    : 0
Number of Restart    : 0          Last Restart Time     : Never
Label Distribution   : DU
Oper Fec Limit Thresho*: 0
Local-LSR ID advertise : Enabled
Community            : RED
Capabilities
Local P2MP           : Capable     Peer P2MP             : Capable
Local MP MBB         : Capable     Peer MP MBB           : Capable
Local Dynamic        : Capable     Peer Dynamic          : Capable
Local LSR Overload   : Not Capable Peer LSR Overload     : Capable
Local IPv4 Pfx       : Capable     Peer IPv4 Pfx         : Capable (R)
Local IPv6 Pfx       : Not Capable Peer IPv6 Pfx         : Not Capable (*)
Local SvcFec128      : Capable     Peer SvcFec128       : Capable (R)
Local SvcFec129      : Capable     Peer SvcFec129       : Capable (R)
Local UnregNoti      : Capable     Peer UnregNoti       : Capable
Advertise            : Address/Servi*
IPv4 PfxFec0Load Sent : No          IPv4 PfxFec0Load Recv : No
IPv6 PfxFec0Load Sent : No          IPv6 PfxFec0Load Recv : No
IPv4 P2MPFec0Load Sent : No        IPv4 P2MPFec0Load Recv : No
IPv6 P2MPFec0Load Sent : No        IPv6 P2MPFec0Load Recv : No
Svc Fec128 0Load Sent : No          Svc Fec128 0Load Recv : No
Svc Fec129 0Load Sent : No          Svc Fec129 0Load Recv : No
IPv4 PfxFec EOL Sent  : Yes         IPv4 PfxFec EOL Recv  : Yes
IPv6 PfxFec EOL Sent  : No          IPv6 PfxFec EOL Recv  : No
IPv4 P2MPFec EOL Sent : No          IPv4 P2MPFec EOL Recv : No
IPv6 P2MPFec EOL Sent : No          IPv6 P2MPFec EOL Recv : No
Svc Fec128 EOL Sent   : Yes         Svc Fec128 EOL Recv   : Yes
Svc Fec129 EOL Sent   : Yes         Svc Fec129 EOL Recv   : Yes
  
```

=====
 * indicates that the corresponding row element may have been truncated.
 =====

LDP IPv6 Sessions (Detail)

=====
 Legend: DoD - Downstream on Demand (for address FEC's only)
 DU - Downstream Unsolicited
 R - Capability value received from peer
 =====

No Matching Entries Found

*A:SRU4# show router ldp session community RED

LDP IPv4 Sessions

```

=====
Peer LDP Id      Adj Type  State      Msg Sent  Msg Recv  Up Time
-----
10.100.1.1:0    Link     Established 327423    256220    3d 22:03:37
10.20.1.1.1:0   Targeted Established 219040    127266    3d 21:55:33
10.20.1.2:0     Targeted Established 365925    407096    3d 22:38:34
10.20.1.5:0     Targeted Established 359363    424352    3d 21:54:55
10.20.1.6:0     Both     Established 1043697   1668727   3d 21:32:17
10.20.1.9:0     Targeted Established 507123    630800    3d 22:25:57
10.20.1.10:0    Targeted Established 320141    269052    3d 21:34:08
10.20.1.11:0    Targeted Established 284934    180483    3d 22:18:21
-----
  
```

No. of IPv4 Sessions: 8
 =====

```

LDP IPv6 Sessions
=====
Peer LDP Id
Adj Type          State          Msg Sent      Msg Recv      Up Time
-----
No Matching Entries Found
=====

Session with Peer 10.10.2.3:0, Local 10.10.2.1:0
-----
Adjacency Type      : Targeted      State          : Established
Up Time             : 0d 00:01:16
Max PDU Length      : 4096          KA/Hold Time Remaining : 28
Link Adjacencies    : 0            Targeted Adjacencies : 1
Local Address       : 3ffe::a0a:201 Peer Address    : 3ffe::a0a:203
Local UDP Port      : 646          Peer UDP Port   : 646
Local TCP Port      : 646          Peer TCP Port   : 646
Local KA Timeout    : 30           Peer KA Timeout  : 30
Mesg Sent           : 36           Mesg Recv       : 37
IPv4 Pfx FEC Sent   : 0            IPv4 Pfx FEC Recv : 0
IPv6 Pfx FEC Sent   : 0            IPv6 Pfx FEC Recv : 0
IPv4 P2MP FEC Sent  : 0            IPv4 P2MP FEC Recv : 0
IPv6 P2MP FEC Sent  : 0            IPv6 P2MP FEC Recv : 0
Svc Fec128 Sent     : 1            Svc Fec128 Recv  : 1
Svc Fec129 Sent     : 0            Svc Fec129 Recv  : 0
IPv4 Addrs Sent     : 3            IPv4 Addrs Recv  : 6
IPv6 Addrs Sent     : 3            IPv6 Addrs Recv  : 6
Local GR State      : Not Capable  Peer GR State    : Not Capable
Local Nbr Liveness Time: 0           Peer Nbr Liveness Time : 0
Local Recovery Time : 0            Peer Recovery Time  : 0
Number of Restart   : 0            Last Restart Time   : Never
Label Distribution  : DU
Oper Fec Limit Thresho*: 0
Local-LSR ID advertise : Disabled
Community          :
Capabilities
Local P2MP          : Capable      Peer P2MP        : Capable
Local MP MBB        : Capable      Peer MP MBB      : Capable
Local Dynamic        : Capable      Peer Dynamic      : Capable
Local LSR Overload  : Capable      Peer LSR Overload : Capable
Local IPv4 Pfx      : Capable      Peer IPv4 Pfx    : Capable
Local IPv6 Pfx      : Capable      Peer IPv6 Pfx    : Capable
Local SvcFec128     : Capable      Peer SvcFec128   : Capable
Local SvcFec129     : Capable      Peer SvcFec129   : Capable
Local UnregNoti     : Capable      Peer UnregNoti   : Capable
Advertise           : Service
IPv4 PfxFec0Load Sent : No          IPv4 PfxFec0Load Recv : No
IPv6 PfxFec0Load Sent : No          IPv6 PfxFec0Load Recv : No
IPv4 P2MPFec0Load Sent : No         IPv4 P2MPFec0Load Recv : No
IPv6 P2MPFec0Load Sent : No         IPv6 P2MPFec0Load Recv : No
Svc Fec128 0Load Sent : No          Svc Fec128 0Load Recv : No
Svc Fec129 0Load Sent : No          Svc Fec129 0Load Recv : No
IPv4 PfxFec EOL Sent : No          IPv4 PfxFec EOL Recv  : No
IPv6 PfxFec EOL Sent : No          IPv6 PfxFec EOL Recv  : No
IPv4 P2MPFec EOL Sent : No          IPv4 P2MPFec EOL Recv : No
IPv6 P2MPFec EOL Sent : No          IPv6 P2MPFec EOL Recv : No
Svc Fec128 EOL Sent  : Yes         Svc Fec128 EOL Recv   : Yes
Svc Fec129 EOL Sent  : Yes         Svc Fec129 EOL Recv   : Yes
=====
* indicates that the corresponding row element may have been truncated.
  
```

```

=====
*A:Dut-A# show router ldp session 3ffe::a14:106
=====
LDP IPv6 Sessions
=====
Peer LDP Id
Adj Type          State          Msg Sent      Msg Recv      Up Time
-----
3ffe::a14:106[0]
  Targeted        Established    601           602           0d 00:53:28
-----
No. of IPv6 Sessions: 1
=====
*A:Dut-A# show router ldp session 10.20.1.2 local-addresses
=====
LDP Session Local-Addresses
=====
Session with Peer 10.20.1.2:0,
  Local 10.20.1.1:0
-----
IPv4 Sent Addresses:
          10.10.1.1      10.10.2.1      10.20.1.1

IPv6 Sent Addresses:
          3ffe::a0a:101
          3ffe::a0a:201
          3ffe::a14:101
          fe80::11

IPv4 Recv Addresses:
          10.10.1.2      10.10.3.2      10.10.4.2      10.10.12.2
          10.20.1.2

IPv6 Recv Addresses:
          3ffe::a0a:102
          3ffe::a0a:302
          3ffe::a0a:402
          3ffe::a0a:c02
          3ffe::a14:102
          fe80::12
=====
*A:Dut-A# show router ldp session 10.20.1.2 local-addresses sent
=====
LDP Session Local-Addresses
=====
Session with Peer 10.20.1.2:0,
  Local 10.20.1.1:0
-----
IPv4 Sent Addresses:
          10.10.1.1      10.10.2.1      10.20.1.1

IPv6 Sent Addresses:
          3ffe::a0a:101
          3ffe::a0a:201
          3ffe::a14:101
  
```

```

fe80::11
=====
*A:Dut-A# show router ldp session 10.20.1.2 local-addresses recv
=====
LDP Session Local-Addresses
=====
-----
Session with Peer 10.20.1.2:0,
      Local 10.20.1.1:0
-----
IPv4 Recv Addresses:
      10.10.1.2      10.10.3.2      10.10.4.2      10.10.12.2
      10.20.1.2
IPv6 Recv Addresses:
      3ffe::a0a:102
      3ffe::a0a:302
      3ffe::a0a:402
      3ffe::a0a:c02
      3ffe::a14:102
      fe80::12
=====
*A:Dut-A#
*A:Dut-A# show router ldp session 10.20.1.2 local-addresses recv ip-
addr 3ffe::a14:102
=====
LDP Session Local-Addresses
=====
-----
Session with Peer 10.20.1.2:0,
      Local 10.20.1.1:0
-----
IPv6 Recv Addresses:
      3ffe::a14:102
=====
*A:Dut-A#
*A:Dut-A# show router ldp session 10.20.1.2 link summary
No. of IPv4 Sessions: 1
*A:Dut-A#
*A:Dut-A# show router ldp session link
=====
LDP IPv4 Sessions
=====
Peer LDP Id      Adj Type  State      Msg Sent  Msg Recv  Up Time
-----
10.20.1.2:0     Link     Established 1794      1796      0d 01:19:38
10.20.1.3:0     Link     Established 1792      1794      0d 01:19:33
-----
No. of IPv4 Sessions: 2
=====
LDP IPv6 Sessions
=====
Peer LDP Id      Adj Type  State      Msg Sent  Msg Recv  Up Time
-----

```

```

3ffe::a14:102[0]
  Link           Established    1788          1792          0d 01:19:19
3ffe::a14:103[0]
  Link           Established    1789          1788          0d 01:19:19
-----
No. of IPv6 Sessions: 2
=====
*A:Dut-A# show router ldp session link summary
No. of IPv4 Sessions: 2
No. of IPv6 Sessions: 2
*A:Dut-A#

*A:Dut-A# show router ldp session state up link

=====
LDP IPv4 Sessions
=====
Peer LDP Id      Adj Type  State      Msg Sent  Msg Recv  Up Time
-----
10.20.1.2:0     Link     Established 1805      1807      0d 01:20:08
10.20.1.3:0     Link     Established 1803      1805      0d 01:20:03
-----
No. of IPv4 Sessions: 2
=====

LDP IPv6 Sessions
=====
Peer LDP Id      Adj Type  State      Msg Sent  Msg Recv  Up Time
-----
3ffe::a14:102[0]
  Link           Established    1799          1803          0d 01:19:49
3ffe::a14:103[0]
  Link           Established    1799          1799          0d 01:19:49
-----
No. of IPv6 Sessions: 2
=====
*A:Dut-A#

*A:Dut-A# show router ldp session summary
No. of IPv4 Sessions: 3
No. of IPv6 Sessions: 3
*A:Dut-A#

*A:Dut-A# show router ldp session local-addresses ipv4

=====
LDP Session Local-Addresses
=====
-----
Session with Peer 10.20.1.2:0,
                  Local 10.20.1.1:0
-----
IPv4 Sent Addresses:
                10.10.1.1      10.10.2.1      10.20.1.1

IPv4 Recv Addresses:
                10.10.1.2      10.10.3.2      10.10.4.2      10.10.12.2
                10.20.1.2
-----

```

```
Session with Peer 10.20.1.3:0,
Local 10.20.1.1:0
-----
IPv4 Sent Addresses:
          10.10.1.1      10.10.2.1      10.20.1.1
IPv4 Recv Addresses:
          10.10.2.3      10.10.3.3      10.10.5.3      10.10.11.3
          10.10.12.3     10.20.1.3
-----
Session with Peer 10.20.1.6:0,
Local 10.20.1.1:0
-----
IPv4 Sent Addresses:
          10.10.1.1      10.10.2.1      10.20.1.1
IPv4 Recv Addresses:
          10.10.9.6      10.10.10.6     10.20.1.6
-----
Session with Peer 3ffe::a14:102[0],
Local 3ffe::a14:101[0]
-----
IPv4 Sent Addresses:
          10.10.1.1      10.10.2.1      10.20.1.1
IPv4 Recv Addresses:
          10.10.1.2      10.10.3.2      10.10.4.2      10.10.12.2
          10.20.1.2
-----
Session with Peer 3ffe::a14:103[0],
Local 3ffe::a14:101[0]
-----
IPv4 Sent Addresses:
          10.10.1.1      10.10.2.1      10.20.1.1
IPv4 Recv Addresses:
          10.10.2.3      10.10.3.3      10.10.5.3      10.10.11.3
          10.10.12.3     10.20.1.3
-----
Session with Peer 3ffe::a14:106[0],
Local 3ffe::a14:101[0]
-----
IPv4 Sent Addresses:
          10.10.1.1      10.10.2.1      10.20.1.1
IPv4 Recv Addresses:
          10.10.9.6      10.10.10.6     10.20.1.6
=====
*A:Dut-A#

*A:Dut-A# show router ldp session 10.20.1.2 statistics
=====
```

```

LDP IPv4 Session Statistics
=====
Message Type                Sent                Received
-----
Session 10.20.1.2:0
-----
Hello                       1298               1300
Keepalive                   545                545
Init                        1                  1
Label Mapping                5                  5
Label Request                0                  0
Label Release                0                  0
Label Withdraw               0                  0
Label Abort                  0                  0
Notification                 1                  1
Address                       3                  3
Address Withdraw             1                  1
Capability                   0                  0
=====
*A:Dut-A#

*A:Dut-A# show router ldp session 10.20.1.2 statistics hello
=====
LDP IPv4 Session Statistics
=====
Message Type                Sent                Received
-----
Session 10.20.1.2:0
-----
Hello                       1303               1305
=====
*A:Dut-A# show router ldp session 10.20.1.2 statistics keepalive
=====
LDP IPv4 Session Statistics
=====
Message Type                Sent                Received
-----
Session 10.20.1.2:0
-----
Keepalive                   547                547
=====
*A:Dut-A#
  
```

session

Syntax

```

session ip-addr[label-space] [statistics]
session ip-addr[label-space] overload [ fec-type p2mp | prefixes sub-type sub-type]
session ip-addr[label-space] overload [ fec-type svc-fec128 | svc-fec129]
  
```

Context

[\[Tree\]](#) (clear>router>ldp session)

Full Context

clear router ldp session

Description

This command restarts or clears statistics for LDP sessions.

Parameters

ip-address

Clears the IP address of the session

label-space

Specifies the label space identifier that the router is advertising on the interface.

Values 0 to 65535

statistics

Clears only the statistics for a session.

overload

Clears overload information.

fec-type

Clears the specified FEC type.

Values p2mp, svc-fec128, svc-fec129

session ip-addr[label-space]

Specifies the IP address and label space identifier.

Values <ip-addr[label-spa*> : ipv4-address:label-space

ipv6-address [label-space]

label-space — [0 to 65535]

Platforms

All

session

Syntax

session *ip-addr[label-space]* [**connection** | **peer** | **adjacency**]

Context

[\[Tree\]](#) (tools>dump>router>ldp session)

Full Context

tools dump router ldp session

Description

This command dumps information for an LDP session.

Parameters

ip-addr[*label-space*]

Dumps information for the specified IP address and label space identifier.

Values *ip-addr*[*label-spa**]: ipv4-address:label-space ipv6-address[*label-space*]
label-space - [0 to 65535]

connection

Filters output for connection information.

peer

Filters output for peering information.

adjacency

Filters output for adjacency information.

Platforms

All

session

Syntax

session *lsp-index* [*lsp-index*] [**path-lspid** *path-lspid*] [**detail**]

session *lsp-name* [*lsp-name*] [**path-lspid** *path-lspid*] [**detail**]

session *lsp-path* [**detail**]

session *lsp-path* **prefix** *ip-prefixl* *prefix-length* [**src** *ip-address* *llocal-link* *address*] [**detail**]

session *sr-policy* [**detail**]

session *sr-policy* **prefix** *ip-prefixl* *prefix-length* [**src** *ip-address* *llocal-link* *address*] [**detail**]

Context

[\[Tree\]](#) (show>router>bfd>seamless-bfd session)

Full Context

show router bfd seamless-bfd session

Description

This command displays Seamless-BFD session information.

Parameters

lsp-index *lsp-index*

Specifies the LSP index.

Values 0 to 4294967295

path-lspid *path-lspid*

Specifies the path LSP ID.

Values 0 to 4294967295

detail

Displays detailed information.

lsp-name *lsp-name*

Displays information about the specified LSP name, up to 64 characters.

lsp-path

Keyword to display information by LSP path.

prefix

Keyword to display information by far-end prefix.

sr-policy

Keyword to display information by SR policy.

ip-prefix/prefix-length

Specifies an IP prefix for which to display Seamless-BFD session information, and the length of the prefix.

Values *ipv4-prefix* — a.b.c.d (host bits must be zero)
ipv4-prefix-length — 0 to 32
ipv6-prefix — x:x:x:x:x:x:x (eight 16-bit pieces)
x:x:x:x:x:d.d.d.d
x — 0 to FFFF (hexadecimal)
d — 0 to 255 (decimal)
ipv6-prefix-length — 0 to 128

ip-address/link-local-address

Specifies the source IP address for which to display Seamless-BFD session information.

Values *ipv4-address* — a.b.c.d
ipv6-address — x:x:x:x:x:x:x[-interface]
x:x:x:x:x:d.d.d.d[-interface]
x — 0 to FFFF (hexadecimal)
d — 0 to 255 (decimal)
interface — mandatory for link local address, up to 32 characters

Platforms

All

Output

The following output shows an example of BFD session information and [Table 457: MPLS Seamless-BFD Session Output Fields](#) describes Seamless-BFD session output fields.

Sample Output

```
# show router bfd seamless-bfd session lsp-index 70000
=====
Legend:
  Session Id = Interface Name | LSP Name | Prefix | RSVP Sess Name | Service Id
  wp = Working path  pp = Protecting path
=====
BFD Session
=====
Session Id           State      Tx Pkts   Rx Pkts
  Rem Addr/Info/SdpId:VcId  Multipl   Tx Intvl  Rx Intvl
  Protocols           Type      LAG Port  LAG ID
-----
10.20.1.6/32        Up         N/A       N/A
  10.20.1.6          3         10        10
  mplsLsp            cpm-np    N/A       N/A
-----
No. of BFD sessions: 1
=====
# show router bfd seamless-bfd session lsp-name "C_F_70000"
=====
Legend:
  Session Id = Interface Name | LSP Name | Prefix | RSVP Sess Name | Service Id
  wp = Working path  pp = Protecting path
=====
BFD Session
=====
Session Id           State      Tx Pkts   Rx Pkts
  Rem Addr/Info/SdpId:VcId  Multipl   Tx Intvl  Rx Intvl
  Protocols           Type      LAG Port  LAG ID
-----
10.20.1.6/32        Up         N/A       N/A
  10.20.1.6          3         10        10
  mplsLsp            cpm-np    N/A       N/A
-----
No. of BFD sessions: 1
=====
```

The following show output displays an LSP that has BFD configured to use a controlled return path.

```
# show router bfd seamless-bfd session lsp-path detail
=====
BFD Session
=====
Prefix       : 10.20.1.6/32
Local Address : 10.20.1.3
LSP Name     : C_F_70000
LSP Index    : 70000          Path LSP ID   : 62976
Fec Type     : srTe
Return Path  : 454600
Oper State   : Up           Protocols     : mplsLsp
Up Time      : 0d 00:00:12   Up Transitions : 1
Down Time    : None        Down Transitions : 0
=====
```

```

Version Mismatch : 0

Forwarding Information

Local Discr      : 1
Local Diag      : 0 (None)
Local Mode      : Demand
Local Min Tx    : 1000
Last Sent (ms) : 0
Type           : cpm-np
Remote Discr    : 524293
Remote Diag     : 0 (None)
Remote Min Tx  : 1000
Remote C-flag  : 1
Last Recv (ms) : 0

Local State     : Up
Local Mult     : 3
Local Min Rx   : 1000

Remote State    : Up
Remote Mode    : Demand
Remote Mult    : 3
Remote Min Rx  : 3
  
```

```
# show router bfd seamless-bfd session lsp-path prefix 10.20.1.6/32
```

Legend:

Session Id = Interface Name | LSP Name | Prefix | RSVP Sess Name | Service Id
 wp = Working path pp = Protecting path

BFD Session

Session Id	State	Tx Pkts	Rx Pkts
Rem Addr/Info/SdpId:VcId	Multipl	Tx Intvl	Rx Intvl
Protocols	Type	LAG Port	LAG ID
10.20.1.6/32	Up	N/A	N/A
10.20.1.6	3	10	10
mplsLsp	cpm-np	N/A	N/A

No. of BFD sessions: 1

```
# show router bfd seamless-bfd session sr-policy
```

Legend:

Session Id = Interface Name | LSP Name | Prefix | RSVP Sess Name | Service Id
 wp = Working path pp = Protecting path

BFD Session

Session Id	State	Tx Pkts	Rx Pkts
Rem Addr/Info/SdpId:VcId	Multipl	Tx Intvl	Rx Intvl
Protocols	Type	LAG Port	LAG ID
Loc Addr			
10.20.1.2/32	Up	385488	385352
10.20.1.2	3	1000	1000
srPolicy	central	N/A	N/A
10.20.1.2/32	Down	383831	312114
10.20.1.2	3	1000	1000
srPolicy	central	N/A	N/A

No. of BFD sessions: 1

```
# show router bfd seamless-bfd session sr-policy prefix 10.20.1.2/32
```

```
Legend:
  Session Id = Interface Name | LSP Name | Prefix | RSVP Sess Name | Service Id
  wp = Working path   pp = Protecting path
```

```
=====
BFD Session
=====
```

Session Id	State	Tx Pkts	Rx Pkts
Rem Addr/Info/SdpId:VcId	Multipl	Tx Intvl	Rx Intvl
Protocols	Type	LAG Port	LAG ID
Loc Addr			
10.20.1.2/32	Up	385661	385525
10.20.1.2	3	1000	1000
srPolicy	central	N/A	N/A
10.20.1.2/32	Down	384005	312114
10.20.1.2	3	1000	1000
srPolicy	central	N/A	N/A

```
-----
No. of BFD sessions: 1
=====
```

```
# show router bfd seamless-bfd session sr-policy prefix 10.20.1.2/32 detail
```

```
=====
BFD Session
=====
```

```
Prefix          : 10.20.1.2/32
Local Address   : 10.20.1.1
LSP Index       : 917507           Path LSP ID    : 2
Fec Type        : srPolicy         Hop Id         : 1
Oper State      : Up               Protocols      : srPolicy
Recd Msgs       : 4045751          Sent Msgs      : 4045751
Up Time         : 2d 19:25:46      Up Transitions : 1
Down Time       : None             Down Transitions : 0
Version Mismatch : 0
```

```
Forwarding Information
```

```
Local Discr     : 1               Local State    : Up
Local Diag      : 0 (None)
Local Mode       : Demand
Local Min Tx    : 100             Local Mult     : 3
Last Sent       : 09/14/2020 14:36:26 Local Min Rx   : 100
Type            : central
Remote Discr    : 524288          Remote State   : Up
Remote Diag     : 0 (None)        Remote Mode    : Async
Remote Min Tx   : 100             Remote Mult    : 3
Remote C-flag   : 0
Last Recv       : 09/14/2020 14:36:26 Remote Min Rx  : 3
=====
```

```
# show router bfd seamless-bfd session sr-policy detail
```

```
=====
BFD Session
=====
```

```
Prefix          : 10.20.1.2/32
Local Address   : 10.20.1.1
LSP Index       : 917514           Path LSP ID    : 6
Fec Type        : srPolicy         Hop Id         : 1
Oper State      : Up               Protocols      : srPolicy
Recd Msgs       : 385423          Sent Msgs      : 385559
Up Time         : 3d 19:13:17      Up Transitions : 2
=====
```

```

Down Time      : None                               Down Transitions : 1
                                                    Version Mismatch : 0
Forwarding Information
Local Discr    : 23                               Local State      : Up
Local Diag     : 0 (None)
Local Mode     : Demand
Local Min Tx   : 1000
Last Sent     : 07/06/2020 18:23:46             Local Mult      : 3
                                                    Local Min Rx    : 1000
Type          : central
Remote Discr   : 524288                          Remote State    : Up
Remote Diag    : 0 (None)                        Remote Mode     : Async
Remote Min Tx  : 1000                             Remote Mult    : 3
Remote C-flag  : 0
Last Recv     : 07/06/2020 18:23:46             Remote Min Rx   : 3
=====
Prefix         : 10.20.1.2/32
Local Address  : 10.20.1.1
LSP Index     : 917514                            Path LSP ID    : 9
Fec Type      : srPolicy                          Hop Id         : 1
Oper State    : Down                              Protocols      : srPolicy
Recd Msgs     : 312114                           Sent Msgs      : 383902
Up Time       : None                              Up Transitions : 5
Down Time     : 0d 00:12:26                       Down Transitions : 5
                                                    Version Mismatch : 0
Forwarding Information
Local Discr    : 26                               Local State    : Down
Local Diag     : 1 (Detect time expired)
Local Mode     : Demand
Local Min Tx   : 1000
Last Sent     : 07/06/2020 18:23:45             Local Mult     : 3
                                                    Local Min Rx   : 1000
Type          : central
Remote        : Unheard
=====

```

Table 457: MPLS Seamless-BFD Session Output Fields

Label	Description
Session Id	Specifies the session ID
State	Specifies the session state (Up/Down)
Tx Pkts	Specifies the number of packets transmitted
Rx Pkts	Specifies the number of packets received
Rem Addr/Info/ SdpId:VcId	Specifies the session remote endpoint address information
Multipl	Specifies the multiplier
Tx Intvl	Specifies the transmit interval
Rx Intvl	Specifies the receive interval
Protocols	Specifies the protocol that the session is bound to
Type	Specifies the BFD type cpm-np — Specifies to use CPM network processor

Label	Description
LAG Port	Specifies the LAG Port
LAG ID	Specifies the LAG ID
No. of BFD sessions	Specifies the number of BFD sessions
Prefix	Specifies the prefix
Local Address	Specifies the local address
LSP Name	Specifies the LSP name
LSP Index	Specifies the LSP index
Path LSP ID	Specifies the path LSP ID
Fec Type	Specifies the FEC type
Return Path	Specifies the return path label for the S-BFD packet
Oper State	Specifies the operational state (Up/Down)
Protocols	Specifies the protocol used
Up Time	Specifies the up time
Up Transitions	Specifies the number of up transitions
Down Time	Specifies the down time
Down Transitions	Specifies the number of down transitions
Version Mismatch	Specifies the number of version mismatches
Local Discr	Specifies the local Discr information
Local State	Specifies the local state (Up/Down)
Local Diag	Specifies the local diag information
Local Mode	Specifies the local mode
Local Min Tx	Specifies the local Min Tx value
Local Mult	Specifies the local Mult value
Last Sent (ms)	Specifies the last sent forwarding information
Local Min Rx	Specifies the local Min Rx value
Type	Specifies the session endpoint type

Label	Description
Remote Discr	Specifies the remote Discr value
Remote State	Specifies the remote state (Up/Down)
Remote Diag	Specifies the remote diagnostic value
Remote Mode	Specifies the remote mode
Remote Min Tx	Specifies the remote minimum transmit value
Remote Mult	Specifies the remote multiplier
Remote C-flag	Specifies the remote C-flag value
Last Recv (ms)	Specifies the last received value
Remote Min Rx	Specifies the remote minimum receive value

session

Syntax

session {*ipv4* | *ipv6*} **detail** [**lag** *lag-id* **lag-port** *port-id*]

session [**lsp-ldp head** [**prefix** *ip-prefix lip-prefix-length* [**src-ip** *ip-address*]] [**detail**]]

session [**lsp-ldp tail** [**prefix** *ip-prefix lip-prefix-length* [**dst-ip** *ip-address*]] [**detail**]]

session **lsp-name** *lsp-name*

session **lsp-rsvp** {**head** | **tail**}

session **src** *ip-address/link-local address* **dest** *ip-address | link-local address* **detail** **lsp-rsvp** { **head** | **tail** }
tunnel-id *tunnel-id* **lsp-id** *lsp-id*

session **mpls-tp**

session **lsp-name** *Lsp Name* [**link-type** {**cc-only** | **cc-cv**}] **detail**

session **p2mp-interface** *interface-name* **detail**

session **src** *ip-address/link-local address* **detail** **lsp-rsvp** {**head** | **tail**} **rsvp-session-name** [*256 chars max*]

session [**src** *ip-address/link-local address*] [**ipv4** | **ipv6**]

session **src** *ip-address/link-local address* **dest** *ip-address* | **link-local** *address*

session **src** *ip-address/link-local address* **detail**

session **summary**

session **type** *type* [**ipv4** | **ipv6**]

Context

[\[Tree\]](#) (show>router>bfd session)

Full Context

show router bfd session

Description

This command display BFD session information.

Parameters

ipv4 | ipv6

Displays session information for IPv4 or IPv6.

dest *ip-address* | *link-local address*

Displays information about the specified destination IP address or link local address.

detail

Displays detailed information.

dst-ip *ip-address*

When used with the **lsp-ldp** parameter, filters BFD session information by the destination IP address.

ip-prefix/ip-prefix-length

Specifies an IP prefix for which to display BFD session information, and the length of the prefix.

Values *ipv4-prefix* — a.b.c.d
 ipv4-prefix-length — 0 to 32
 ipv6-prefix — x:x:x:x:x:x:x (eight 16-bit pieces)
 x:x:x:x:x:d.d.d.d
 x — 0 to FFFF (hexadecimal)
 d — 0 to 255 (decimal)
 ipv6-prefix-length — 0 to 128

lag *lag-id*

Displays information about the specified LAG ID.

lag-port *port-id*

Displays information about the specified LAG port ID.

lsp-id *lsp-id*

Displays information about the specified LSP.

lsp-ldp head

Displays a count of head-end LSP BFD sessions, cpm-np sessions, central sessions, and IOM sessions.

lsp-ldp tail

Displays a count of tail-end LSP BFD sessions, cpm-np sessions, central sessions, and IOM sessions.

lsp-name *lsp-name*

Displays information about the specified LSP name.

lsp-rsvp {head | tail}

Displays a summary of all head or tail RSVP LSP BFD sessions. The information in this **show** command should be the same as the **show>router>bfd>session** commands, but filtered for sessions associated with RSVP LSPs. The protocol field of the output should indicate **lsp-rsvp**.

p2mp-interface interface-name

Displays information about the specified P2MP interface

rsvp-session-name [256 chars max]

Displays a summary of all head or tail RSVP LSP BFD sessions. The information in this **show** command should be the same as the **show>router>bfd>session** commands, but filtered for sessions associated with RSVP LSPs. The protocol field of the output should indicate **lsp-rsvp**.

src ip-address/link-local address

Displays information about the specified source IP address or link local address.

src-ip ip-address

When used with the **lsp-ldp** parameter, filters BFD session information by the source IP address.

summary

Displays summarized information.

tunnel-id tunnel-id

Displays information about the specified tunnel.

type type

Specifies the type.

Values iom, central, cpm-np

Platforms

All

Output

The following output shows an example of BFD session information.

Sample Output

```
A:A7# show router bfd session
=====
Legend:
  Session Id = Interface Name | LSP Name | Prefix | RSVP Sess Name | Service Id
  wp = Working path   pp = Protecting path
=====
BFD Session
=====
Session Id           State      Tx Pkts   Rx Pkts
  Rem Addr/Info/SdpId:VcId  Multipl   Tx Intvl  Rx Intvl
  Protocols            Type      LAG Port  LAG ID
-----
2001:db8:696a:6b6c:6d6e:6f70:7172:7374/128  Down  4111222334 3111222334  <<<
```

```

LMB: stub values
N/A                               19           1000        2000
bgp                               central      N/A         N/A
103.104.105.106/32               Init        N/A         N/A
102.103.104.105                  19          1000        2000
rsvp mcIpsec bgpLsp              cpm-np      N/A         N/A
RSVP_session_name_20_24_28_32    Up          4111222336 3111222336
2001:db8:6b6c:6d6e:6f70:7172:7374:7576 19          1000        2000
mc-ring ospf3 ldpLsp             iom         N/A         N/A
-----
No. of BFD sessions: 3
=====

```

session

Syntax

session detail lsp-rsvp {head | tail}

session {ipv4 | ipv6} detail [lag lag-id] lag-port port-id

session [detail] lsp-ldp head

session [src ip-address/link-local-address] [detail] lsp-ldp head prefix ip-prefix/prefix-length

session [detail] lsp-ldp tail

session [dest {ip-address | link-local-address}] [detail] lsp-ldp tail prefix ip-prefix/prefix-length

session lsp-name lsp-name

session lsp-rsvp {head | tail}

session src ip-address/link-local-address dest { ip-address | link-local-address} detail lsp-rsvp { head | tail} tunnel-id tunnel-id lsp-id lsp-id

session mpls-tp

session lsp-name lsp-name [link-type { cc-only | cc-cv}] detail

session p2mp-interface interface-name detail

session src ip-address/link-local-address detail lsp-rsvp {head | tail} rsvp-session-name rsvp-session-name

session [src ip-address/link-local-address] [{ ipv4 | ipv6}]

session src ip-address/link-local-address dest { ip-address | link-local-address}

session src ip-address/link-local-address detail

session summary

session type type [{ipv4 | ipv6}]

Context

[Tree] (show>router>bfd session)

Full Context

show router bfd session

Description

This command displays information for existing BFD sessions.

Parameters

detail

Displays detailed session information.

lsp-rsvp

Displays BFD sessions on an RSVP LSPs.

head

This optional keyword limits the output to BFD sessions at the head end of LSPs.

tail

This optional keyword limits the output to BFD sessions at the tail end of LSPs.

ipv4

This optional keyword limits the output to IPv4-based BFD sessions.

ipv6

This optional keyword limits the output to IPv6-based BFD sessions.

lag-id

Limits the output to micro-BFD sessions associated with the specified LAG ID.

port-id

Limits the output to micro-BFD sessions associated with the specified port ID.

lsp-ldp

Displays BFD sessions on an LDP LSPs.

ip-address

Limits the output to BFD sessions with the specified IPv4 or IPv6 addresses.

link-local-address

Limits the output to BFD sessions with the specified IPv6 link-local addresses.

ip-prefix/prefix-length

Displays IPv4 or IPv6 addresses of the BFD sessions.

Values The following values apply to the 7750 SR and 7950 XRS:

ipv4-prefix	a.b.c.d (host bits must be 0)	
ipv4-prefix-length	0 to 32	
ipv6-prefix	x:x:x:x:x:x (eight 16-bit pieces)	
	x:x:x:x:x:d.d.d.d	
	x:	[0 to FFFF]H
	d:	[0 to 255]D

ipv6-prefix-length 0 to 128

lsp-name

Limits the output to BFD sessions associated with the specified LSP.

tunnel-id

Limits the output to BFD sessions associated with the specified tunnel ID.

lsp-id

Limits the output to BFD sessions associated with the specified LSP ID.

mpls-tp

This optional keyword limits the output to BFD sessions on MPLS-TP LSPs.

cc-only

This optional keyword limits the output to CC BFD sessions on MPLS-TP LSPs.

cc-cv

This optional keyword limits the output to CV BFD sessions on MPLS-TP LSPs.

interface-name

Limits the output to the BFD session for the specified interface.

rsvp-session-name

Limits the output to the BFD session for the specified RSVP session.

summary

Displays summary session information for the router.

type

Limits the output to BFD sessions associated with the specified type.

Values iom, central, cpm-np

Platforms

All

Output

The following output is an example of BFD session information, and [Table 458: BFD Session Field Descriptions](#) describes the fields.

Sample Output

```
# show router bfd session

=====
Legend:
  Session Id = Interface Name | LSP Name | Prefix | RSVP Sess Name | Service Id
  wp = Working path  pp = Protecting path
=====
BFD Session
=====
Session Id           State      Tx Pkts   Rx Pkts
Rem Addr/Info/SdpId:VcId  Multipl  Tx Intvl  Rx Intvl
Protocols            Type     LAG Port  LAG ID
```

```

Loc Addr
-----
10.20.1.6/32                               Up           N/A          N/A
 10.20.1.6                                 3           1000         1000
 mplsLsp                                   cpm-np      N/A          N/A
 10.20.1.3
-----
No. of BFD sessions: 1
=====
  
```

*A:Dut-C# show router bfd session

```

Legend:
Session Id = Interface Name | LSP Name | Prefix | RSVP Sess Name | Service Id
wp = Working path  pp = Protecting path
  
```

```

BFD Session
=====
Session Id           State      Tx Pkts    Rx Pkts
Rem Addr/Info/SdpId:VcId  Multipl  Tx Intvl   Rx Intvl
Protocols            Type     LAG Port   LAG ID
-----
10.20.1.6/32        Up         N/A        N/A
 10.20.1.6          3         10         10
 mplsLsp            cpm-np    N/A        N/A
10.20.1.6/32        Up         N/A        N/A
 10.20.1.6          3         10         10
 mplsLsp            cpm-np    N/A        N/A
10.20.1.6/32        Up         N/A        N/A
 10.20.1.6          3         10         10
 mplsLsp            cpm-np    N/A        N/A
-----
No. of BFD sessions: 3
=====
  
```

*A:Dut-C# show router bfd session summary

```

BFD Session Summary
=====
Termination      Session Count
-----
central          0
cpm-np           3
iom, slot 1      0
iom, slot 2      0
iom, slot 3      0
iom, slot 4      0
iom, slot 5      0
iom, slot 6      0
Total            3
=====
  
```

*A:Dut-C# show router bfd session type cpm-np

```

Legend:
Session Id = Interface Name | LSP Name | Prefix | RSVP Sess Name | Service Id
wp = Working path  pp = Protecting path
  
```

```

BFD Session
=====
Session Id           State      Tx Pkts    Rx Pkts
Rem Addr/Info/SdpId:VcId  Multipl  Tx Intvl   Rx Intvl
Protocols            Type     LAG Port   LAG ID
-----
10.20.1.6/32        Up         N/A        N/A
  
```

```

10.20.1.6          3          10          10
mplsLsp           cpm-np       N/A         N/A
10.20.1.6/32     Up           N/A         N/A
10.20.1.6          3          10          10
mplsLsp           cpm-np       N/A         N/A
10.20.1.6/32     Up           N/A         N/A
10.20.1.6          3          10          10
mplsLsp           cpm-np       N/A         N/A
-----
No. of BFD sessions: 3
=====
*A:Dut-C#
*A:Dut-C#
*A:Dut-C# show router bfd seamless-bfd session lsp-path detail
=====
BFD Session
=====
Prefix           : 10.20.1.6/32
Local Address    : 10.20.1.3
LSP Name        : C_F_70001
LSP Index       : 70001                Path LSP ID    : 62464
Fec Type        : srTe
Oper State      : Up                  Protocols      : mplsLsp
Up Time        : 0d 15:10:06         Up Transitions : 1
Down Time      : None                Down Transitions : 0
                                           Version Mismatch : 0

Forwarding Information
Local Discr     : 42                  Local State    : Up
Local Diag     : 0 (None)
Local Mode     : Demand
Local Min Tx   : 10                  Local Mult     : 3
Last Sent (ms) : 0                  Local Min Rx   : 10
Type          : cpm-np
Remote Discr   : 524293             Remote State   : Up
Remote Diag   : 0 (None)           Remote Mode    : Async
Remote Min Tx : 10                  Remote Mult    : 3
Last Recv (ms) : 0                  Remote Min Rx  : 3
=====
Prefix           : 10.20.1.6/32
Local Address    : 10.20.1.3
LSP Name        : C_F_70001
LSP Index       : 70001                Path LSP ID    : 62466
Fec Type        : srTe
Oper State      : Up                  Protocols      : mplsLsp
Up Time        : 0d 15:10:06         Up Transitions : 1
Down Time      : None                Down Transitions : 0
                                           Version Mismatch : 0

Forwarding Information
Local Discr     : 43                  Local State    : Up
Local Diag     : 0 (None)
Local Mode     : Demand
Local Min Tx   : 10                  Local Mult     : 3
Last Sent (ms) : 0                  Local Min Rx   : 10
Type          : cpm-np
Remote Discr   : 524293             Remote State   : Up
Remote Diag   : 0 (None)           Remote Mode    : Async
Remote Min Tx : 10                  Remote Mult    : 3
Last Recv (ms) : 0                  Remote Min Rx  : 3
=====
Prefix           : 10.20.1.6/32
Local Address    : 10.20.1.3
LSP Name        : C_F_70001
LSP Index       : 70001                Path LSP ID    : 62468
Fec Type        : srTe
  
```

```

Oper State      : Up
Up Time        : 0d 15:09:26
Down Time      : None
Protocols      : mplsLsp
Up Transitions : 1
Down Transitions : 0
Version Mismatch : 0

Forwarding Information
Local Discr    : 44
Local Diag     : 0 (None)
Local Mode     : Demand
Local Min Tx   : 10
Last Sent (ms) : 0
Type          : cpm-np
Remote Discr   : 524293
Remote Diag    : 0 (None)
Remote Min Tx  : 10
Last Recv (ms) : 0
Local State    : Up
Local Mult     : 3
Local Min Rx   : 10
Remote State   : Up
Remote Mode    : Async
Remote Mult    : 3
Remote Min Rx  : 3
=====
=====

```

A:Dut-B# show router bfd session src 3ffe::a01:102 dest 3ffe::a01:103

=====

BFD Session

=====

```

Remote Address : 3ffe::a01:103
Admin State    : Up
Protocols      : static bgp
Rx Interval    : 10
Multiplier    : 3
Up Time       : 0d 07:24:54
Down Time     : None
Oper State     : Up (3)
Tx Interval    : 10
Echo Interval  : 0
Up Transitions : 1
Down Transitions : 0
Version Mismatch : 0

```

```

Forwarding Information
Local Discr    : 2051
Local Diag     : 0 (None)
Local Min Tx   : 10
Last Sent (ms) : 5
Type          : cpm-np
Remote Discr   : 1885
Remote Diag    : 0 (None)
Remote Min Tx  : 10
Last Recv (ms) : 1
Local State    : Up (3)
Local Mode     : Async
Local Mult     : 3
Local Min Rx   : 10
Remote State   : Up (3)
Remote Mode    : Async
Remote Mult    : 3
Remote Min Rx  : 10
=====
=====

```

A:Dut-B#

*A:Dut-B# show router bfd session src fe80::a0a:a02-port-1-10 dest fe80::a0a:a03-port-1-10

=====

BFD Session

=====

```

Remote Address : 2001:db8::a0a:a03
Admin State    : Up
Protocols      : pim isis ospf3
Rx Interval    : 10
Multiplier    : 3
Up Time       : 0d 07:10:20
Down Time     : None
Oper State     : Up (3)
Tx Interval    : 10
Echo Interval  : 0
Up Transitions : 3
Down Transitions : 2
Version Mismatch : 0

```

```

Forwarding Information
Local Discr    : 42
Local Diag     : 3 (Neighbor signalled s*
Local Min Tx   : 10
Last Sent (ms) : 6
Type          : cpm-np
Remote Discr   : 270
Remote Diag    : 0 (None)
Local State    : Up (3)
Local Mode     : Async
Local Mult     : 3
Local Min Rx   : 10
Remote State   : Up (3)
Remote Mode    : Async

```



```

Remote Min Tx : 10 Remote Mult : 3
Last Recv (ms) : 8 Remote Min Rx : 10
=====
* indicates that the corresponding row element may have been truncated.
*A:Dut-D#

*A:Dut-B# show router bfd session ipv4
=====
BFD Session
=====
Interface          State      Tx Intvl  Rx Intvl  Multipl
  Remote Address   Protocols Tx Pkts   Rx Pkts   Type
-----
port-1-1           Up (3)    500       500       3
  10.1.1.3         pim isis  51532    51279    iom
port-1-2           Up (3)    500       500       3
  10.2.1.3         pim isis  51529    51279    iom
port-1-3           Up (3)    500       500       3
  10.3.1.3         pim isis  51529    51279    iom
port-1-4           Up (3)    500       500       3
  10.4.1.3         pim isis  51529    51279    iom
port-1-5           Up (3)    500       500       3
  10.5.1.3         pim isis  51529    51279    iom
port-1-6           Up (3)    500       500       3
  10.6.1.3         pim isis  51529    51279    iom
...
=====
*A:Dut-B#

*A:Dut-B# show router bfd session ipv6
=====
BFD Session
=====
Interface          State      Tx Intvl  Rx Intvl  Multipl
  Remote Address   Protocols Tx Pkts   Rx Pkts   Type
-----
port-1-1           Up (3)    10        10        3
  3ffe::a01:103    static bgp N/A       N/A       cpm-np
port-1-1           Up (3)    10        10        3
  fe80::a0a:a03    pim isis ospf3 N/A       N/A       cpm-np
port-1-2           Up (3)    10        10        3
  3ffe::a02:103    static bgp N/A       N/A       cpm-np
port-1-2           Up (3)    10        10        3
  fe80::a0a:a03    pim isis ospf3 N/A       N/A       cpm-np
port-1-3           Up (3)    10        10        3
  3ffe::a03:103    static bgp N/A       N/A       cpm-np
port-1-3           Up (3)    10        10        3
  fe80::a0a:a03    pim isis ospf3 N/A       N/A       cpm-np
port-1-4           Up (3)    10        10        3
  3ffe::a04:103    static bgp N/A       N/A       cpm-np
port-1-4           Up (3)    10        10        3
...
=====
*A:Dut-B#

*A:Dut-B# show router bfd session detail lsp-
rsvp head src 10.20.1.2 dest 10.20.1.5 tunnel-id 1 lsp-id 31744
=====
BFD On LSP Session
=====
Rsvp Session Name : lsp1::path1
Remote Address : 10.20.1.5
Lsp Id : 31744 Tunnel Id : 1
Oper State : Up Protocols : lsp
  
```

```

Recd Msgs      : 240                Sent Msgs      : 240
Up Time        : 0d 00:03:58         Up Transitions : 1
Down Time      : None                Down Transitions : 0
                                           Version Mismatch : 0

Forwarding Information

Local Discr    : 1                    Local State    : Up
Local Diag     : 0 (None)
Local Mode     : Async
Local Min Tx   : 1000                Local Mult     : 3
Last Sent     : 07/28/2015 19:05:13  Local Min Rx  : 1000
Type          : central
Remote Discr   : 1                    Remote State   : Up
Remote Diag    : 0 (None)
Remote Mode    : Async
Remote Min Tx  : 1000                Remote Mult    : 3
Last Recv     : 07/28/2015 19:05:13  Remote Min Rx : 1000
=====
=====

```

Table 458: BFD Session Field Descriptions

Label	Description
State	Displays the administrative state for this BFD session
Protocol	Displays the active protocol
Tx Intvl	Displays the interval, in milliseconds, between the transmitted BFD messages to maintain the session
Tx Pkts	Displays the number of transmitted BFD packets
Rx Intvl	Displays the expected interval, in milliseconds, between the received BFD messages to maintain the session
Rx Pkts	Displays the number of received packets
Mult	Displays the integer used by BFD to declare when the neighbor is down

session

Syntax

```

session [session-type] [from ip-address [to ip-address] [lsp-name session-name] [status {up | down}] [detail] [interface ip-int-name]

```

Context

[\[Tree\]](#) (show>router>rsvp session)

Full Context

```

show router rsvp session

```

Description

This command shows RSVP session information.

Parameters

session-type

Specifies the session type.

Values originate, transit, terminate, detour, detour-transit, detour-terminate, bypass-tunnel

from ip-address

Specifies the IP address of the originating router.

to ip-address

Specifies the IP address of the egress router.

session-name

Specifies the name, up to 160 characters in length, of the LSP used in the path. "*" can be used as a wildcard character.

status up

Specifies to display a session that is operationally up.

status down

Specifies to display a session that is operationally down.

detail

Displays detailed information.

ip-int-name

Specifies the name of an existing MPLS interface.

If the string contains special characters (#, \$, spaces, and so on), the entire string must be enclosed within double quotes.

The **interface** option filters the display to include all RSVP sessions that use this interface name as "In Interface" or as "Out Interface".

Platforms

All

Output

The following output is an example of RSVP session information.

[Table 459: RSVP Session Output Fields](#) describes RSVP session output fields.

Table 459: RSVP Session Output Fields

Label	Description
From	The IP address of the originating router.
To	The IP address of the egress router.

Label	Description
Tunnel ID	The IP address of the tunnel's ingress node supporting this RSVP session.
LSP ID	The ID assigned by the agent to this RSVP session.
Name	The administrative name assigned to the RSVP session by the agent.
State	Down — The operational state of this RSVP session is down. Up — The operational state of this RSVP session is up.

Sample Output

```
*A:SRU4>show>router>rsvp# session
=====
RSVP Sessions
=====
From          To            Tunnel LSP   Name                               State
ID            ID            ID    ID
-----
10.30.1.5     10.30.1.4     18     27648 b4-1::b4-1                         Up
10.30.1.5     10.30.1.4     1       37902 gsr::gsr                           Up
10.30.1.5     10.20.1.22    11     53760 to_10_20_1_22_cspf::to_10_2*     Up
10.30.1.4     10.20.1.20    146    17920 to_10_20_1_20_cspf_3::to_10*     Up
10.30.1.4     10.20.1.20    145    34816 to_10_20_1_20_cspf_2::to_10*     Up
10.30.1.4     10.20.1.20    147    45056 to_10_20_1_20_cspf_4::to_10*     Up
10.30.1.4     10.20.1.20    148    6656  to_10_20_1_20_cspf_5::to_10*     Up
10.30.1.4     10.20.1.20    149    58880 to_10_20_1_20_cspf_6::to_10*     Up
10.30.1.4     10.20.1.20    150    13312 to_10_20_1_20_cspf_7::to_10*     Up
10.30.1.4     10.20.1.20    152    40448 to_10_20_1_20_cspf_9::to_10*     Up
10.30.1.4     10.20.1.20    154    27648 to_10_20_1_20_cspf_11::to_1*     Up
10.30.1.4     10.20.1.20    155    12288 to_10_20_1_20_cspf_12::to_1*     Up
10.30.1.4     10.20.1.20    151    46080 to_10_20_1_20_cspf_8::to_10*     Up
10.30.1.4     10.20.1.20    153    512   to_10_20_1_20_cspf_10::to_1*     Up
10.30.1.4     10.20.1.22    164    62464 to_10_20_1_22_cspf_2::to_10*     Up
10.30.1.4     10.20.1.20    156    37888 to_10_20_1_20_cspf_13::to_1*     Up
10.30.1.4     10.20.1.20    157    24064 to_10_20_1_20_cspf_14::to_1*     Up
10.30.1.4     10.20.1.20    158    19968 to_10_20_1_20_cspf_15::to_1*     Up
10.30.1.4     10.20.1.20    161    59904 to_10_20_1_20_cspf_18::to_1*     Up
...
10.30.1.3     10.30.1.4     54     23088 to_10_30_1_4_cspf_4::to_11*     Up
-----
Sessions : 1976
=====
* indicates that the corresponding row element may have been truncated.
*A:SRU4>show>router>rsvp#

A:ALA-12# show router rsvp session lsp-name A_C_2::A_C_2 status up
=====
RSVP Sessions
=====
From          To            Tunnel LSP   Name                               State
ID            ID            ID    ID
-----
10.20.1.1     10.20.1.3     2       40   A_C_2::A_C_2                       Up
-----
Sessions : 1
=====
```

A:ALA-12#

A:Phoenix 199# show router rsvp session detail

=====
 RSVP Sessions (Detailed)
 =====

 LSP : From Reno to Atlanta RSVP-TE::primary_empty

From	: 192.168.48.194	To	: 192.168.48.224
Tunnel ID	: 4	LSP ID	: 26682
Style	: SE	State	: Up
Session Type	: Transit		
In Interface	: 1/1/1	Out Interface	: 1/1/7
In IF Name	: toSim194		
Out IF Name	: toSim184		
In Label	: 262126	Out Label	: 262128
Previous Hop	: 10.202.5.194	Next Hop	: 10.0.13.184
SetupPriority	: 7	Hold Priority	: 0
Class Type	: 0		
SubGrpOrig ID	: 0	SubGrpOrig Addr:	
P2MP ID	: 0		
FrrAvailType	: Facility		
FrrBypassLspName	: bypass-link10.0.13.184-61452		
FrrSrlgStrict	: N/A	SrlgDisjoint	: N/A
Path Recd	: 22859	Path Sent	: 22813
Resv Recd	: 22891	Resv Sent	: 22848
Summary msgs	:		
SPath Recd	: 0	SPath Sent	: 0
SResv Recd	: 0	SResv Sent	: 0
LSP Attr Flags	: N/A		

 LSP : From Reno to Atlanta RSVP-TE::secondary_empty

From	: 192.168.48.194	To	: 192.168.48.224
Tunnel ID	: 4	LSP ID	: 26684
Style	: SE	State	: Up
Session Type	: Transit		
In Interface	: 1/1/2	Out Interface	: 1/1/7
In IF Name	: toSim219		
Out IF Name	: toSim184		
In Label	: 262130	Out Label	: 262132
Previous Hop	: 10.202.1.219	Next Hop	: 10.0.13.184
SetupPriority	: 7	Hold Priority	: 0
Class Type	: 0		
SubGrpOrig ID	: 0	SubGrpOrig Addr:	
P2MP ID	: 0		
FrrAvailType	: N/A		
FrrSrlgStrict	: N/A	SrlgDisjoint	: N/A
Path Recd	: 22762	Path Sent	: 24117
Resv Recd	: 22870	Resv Sent	: 22781
Summary msgs	:		
SPath Recd	: 0	SPath Sent	: 0
SResv Recd	: 0	SResv Sent	: 0
LSP Attr Flags	: N/A		

 LSP : bypass-link10.202.5.199-61877

From	: 192.168.48.194	To	: 10.202.1.199
Tunnel ID	: 61877	LSP ID	: 16
Style	: FF	State	: Up
Session Type	: Terminate		
In Interface	: 1/1/2	Out Interface	: n/a

```

In IF Name      : toSim219
Out IF Name     : n/a
In Label        : 262125
Previous Hop    : 10.202.1.219
SetupPriority   : 7
Class Type      : 0
SubGrpOrig ID  : 0
P2MP ID        : 0
FrrAvailType   : N/A
FrrSrlgStrict  : N/A
Path Recd      : 22901
Resv Recd      : 0
Summary msgs   :
SPath Recd     : 0
SResv Recd    : 0
LSP Attr Flags : N/A

Out Label       : n/a
Next Hop       : n/a
Hold Priority   : 0
SubGrpOrig Addr:
SrlgDisjoint   : N/A
Path Sent      : 0
Resv Sent      : 22749
SPath Sent     : 0
SResv Sent     : 0
  
```

 LSP : bypass-link10.0.13.184-61452

```

From           : 192.168.48.199
Tunnel ID      : 61452
Style          : FF
Session Type   : Bypass Tunnel
In Interface   : n/a
In IF Name     : n/a
Out IF Name    : toSim185
In Label       : n/a
Previous Hop   : n/a
SetupPriority  : 7
Class Type     : 0
SubGrpOrig ID : 0
P2MP ID       : 0
FrrAvailType  : N/A
FrrSrlgStrict : N/A
Path Recd     : 0
Resv Recd     : 22912
Summary msgs  :
SPath Recd    : 0
SResv Recd   : 0
LSP Attr Flags : N/A

To             : 10.0.3.184
LSP ID        : 24
State         : Up
Out Interface  : 1/1/3
Out Label     : 262126
Next Hop     : 10.0.5.185
Hold Priority  : 0
SubGrpOrig Addr:
SrlgDisjoint  : N/A
Path Sent     : 23423
Resv Sent     : 0
SPath Sent    : 0
SResv Sent    : 0
  
```

=====
 A:Phoenix 199#

A:Phoenix 199# show router rsvp session interface toSim219 detail

=====
 RSVP Sessions (Detailed)
 =====

 LSP : From Reno to Atlanta RSVP-TE::secondary_empty

```

From           : 192.168.48.194
Tunnel ID      : 4
Style          : SE
Session Type   : Transit
In Interface   : 1/1/2
In IF Name     : toSim219
Out IF Name    : toSim184
In Label       : 262130
Previous Hop   : 10.202.1.219
SetupPriority  : 7
Class Type     : 0
SubGrpOrig ID : 0
P2MP ID       : 0

To             : 192.168.48.224
LSP ID        : 26684
State         : Up
Out Interface  : 1/1/7
Out Label     : 262132
Next Hop     : 10.0.13.184
Hold Priority  : 0
SubGrpOrig Addr:
  
```

```

FrrAvailType      : N/A
FrrSrlgStrict     : N/A
Path Recd         : 22768
Resv Recd         : 22876
Summary msgs      :
SPath Recd        : 0
SResv Recd        : 0
LSP Attr Flags    : N/A
SrlgDisjoint      : N/A
Path Sent         : 24124
Resv Sent         : 22789
SPath Sent        : 0
SResv Sent        : 0
  
```

 LSP : bypass-link10.202.5.199-61877

```

From              : 192.168.48.194      To              : 10.202.1.199
Tunnel ID         : 61877               LSP ID          : 16
Style             : FF                  State           : Up
Session Type      : Terminate
In Interface      : 1/1/2               Out Interface   : n/a
In IF Name        : toSim219
Out IF Name       : n/a
In Label          : 262125              Out Label       : n/a
Previous Hop      : 10.202.1.219        Next Hop        : n/a
SetupPriority     : 7                   Hold Priority    : 0
Class Type        : 0
SubGrpOrig ID    : 0                   SubGrpOrig Addr:
P2MP ID          : 0
FrrAvailType      : N/A
FrrSrlgStrict     : N/A
Path Recd         : 22906
Resv Recd         : 0
Summary msgs      :
SPath Recd        : 0
SResv Recd        : 0
LSP Attr Flags    : N/A
SrlgDisjoint      : N/A
Path Sent         : 0
Resv Sent         : 22756
SPath Sent        : 0
SResv Sent        : 0
  
```

=====
 *A:Dut-C# show router mpls lsp transit detail
 =====

MPLS LSPs (Transit) (Detail)

 LSP tof1::sec2

```

From              : 10.20.1.2          To              : 10.20.1.4
State             : Up
SetupPriority     : 5                   Hold Priority    : 5
Class Type        : 5
In Interface      : lag-1:0            In Label        : 131068
Out Interface     : 2/1/2              Out Label       : 131068
Previous Hop      : 10.10.12.2        Next Hop        : 10.10.11.4
Reserved BW       : 1000 Kbps
  
```

=====
 *A:Dut-C#
 =====

*A:Dut-B# show router rsvp session detour-terminate detail

=====
 RSVP Sessions (Detailed)
 =====

LSP : tof878::1_detour

```

From              : 10.20.1.2          To              : 10.20.1.4
Tunnel ID         : 878                LSP ID          : 14929
Style             : SE                  State           : Up
Session Type      : Terminate (Detour)
In Interface      : lag-1:0            Out Interface   : 1/1/2:8
  
```

```

In Label      : 131069          Out Label     : 127951
Previous Hop  : 10.10.12.3     Next Hop      : 10.10.108.4
SetupPriority : 4              Hold Priority  : 4
Class Type   : 5
SugGrpOrig ID : 0              SubGrpOrig Addr: 0.0.0.0
P2MP ID      : 0

Path Recd    : 128            Path Sent     : 0
Resv Recd    : 125            Resv Sent     : 124
  
```

```

Summary messages:
SPath Recd   : 0              SPath Sent    : 0
SResv Recd   : 0              SResv Sent    : 0
  
```

=====
 *A:Dut-B#

*A:Dut-B# show router rsvp session bypass-tunnel detail

=====
 RSVP Sessions (Detailed)

=====
 LSP : bypass-link10.10.108.4

```

-----
From          : 10.20.1.2      To           : 10.10.109.4
Tunnel ID     : 4003          LSP ID       : 6
Style         : FF           State        : Up
Session Type  : Bypass Tunnel
In Interface  : n/a          Out Interface : 1/1/2:9
In Label      : n/a          Out Label    : 124069
Previous Hop  : n/a          Next Hop     : 10.10.109.4
SetupPriority : 7            Hold Priority : 0
Class Type   : 0
SugGrpOrig ID : 0              SubGrpOrig Addr: 0.0.0.0
P2MP ID      : 0
  
```

```

Path Recd    : 0              Path Sent     : 3
Resv Recd    : 4              Resv Sent     : 0
  
```

```

Summary messages:
SPath Recd   : 0              SPath Sent    : 0
SResv Recd   : 0              SResv Sent    : 0
  
```

=====
 *A:Dut-B#

*A:Dut-B# show router rsvp session detour detail

=====
 RSVP Sessions (Detailed)

=====
 LSP : tof919::1_detour

```

-----
From          : 10.20.1.2      To           : 10.20.1.4
Tunnel ID     : 919           LSP ID       : 15441
Style         : SE           State        : Up
Session Type  : Originate (Detour)
In Interface  : n/a          Out Interface : 1/1/2:1
In Label      : n/a          Out Label    : 129865
Previous Hop  : n/a          Next Hop     : 10.10.101.4
SetupPriority : 4            Hold Priority : 4
Class Type   : 5
SugGrpOrig ID : 0              SubGrpOrig Addr: 0.0.0.0
P2MP ID      : 0
  
```

```

Path Recd    : 0              Path Sent     : 106
Resv Recd    : 113           Resv Sent     : 0
  
```



```
Summary messages:
SPath Recd      : 0
SResv Recd      : 0
SPath Sent      : 0
SResv Sent      : 0
=====
*A:Dut-B#

*A:Dut-B# show router rsvp session detour-transit detail
=====
RSVP Sessions (Detailed)
-----
LSP : tof919::1_detour
-----
From           : 10.20.1.2           To           : 10.20.1.4
Tunnel ID      : 919                 LSP ID       : 15441
Style          : SE                  State        : Up
Session Type   : Transit (Detour)
In Interface   : lag-1:0             Out Interface : 1/1/2:6
In Label       : 131071              Out Label    : 127952
Previous Hop   : 10.10.12.3          Next Hop     : 10.10.106.4
SetupPriority  : 4                   Hold Priority : 4
Class Type     : 5
SugGrpOrig ID : 0                   SubGrpOrig Addr: 0.0.0.0
P2MP ID       : 0

Path Recd      : 119                 Path Sent    : 123
Resv Recd      : 121                 Resv Sent    : 120

Summary messages:
SPath Recd      : 0
SResv Recd      : 0
SPath Sent      : 0
SResv Sent      : 0
=====
*A:Dut-B#

*A:Dut-B# show router rsvp session detour-terminate detail
=====
RSVP Sessions (Detailed)
-----
LSP : tof878::1_detour
-----
From           : 10.20.1.2           To           : 10.20.1.4
Tunnel ID      : 878                 LSP ID       : 14929
Style          : SE                  State        : Up
Session Type   : Terminate (Detour)
In Interface   : lag-1:0             Out Interface : 1/1/2:8
In Label       : 131069              Out Label    : 127951
Previous Hop   : 10.10.12.3          Next Hop     : 10.10.108.4
SetupPriority  : 4                   Hold Priority : 4
Class Type     : 5
SugGrpOrig ID : 0                   SubGrpOrig Addr: 0.0.0.0
P2MP ID       : 0

Path Recd      : 128                 Path Sent    : 0
Resv Recd      : 125                 Resv Sent    : 124

Summary messages:
SPath Recd      : 0
SResv Recd      : 0
SPath Sent      : 0
SResv Sent      : 0
=====
*A:Dut-B#
```

```
*A:Dut-B# show router rsvp session bypass-tunnel detail
=====
RSVP Sessions (Detailed)
-----
LSP : bypass-link10.10.108.4
-----
From       : 10.20.1.2           To       : 10.10.109.4
Tunnel ID  : 4003                LSP ID   : 6
Style      : FF                  State    : Up
Session Type : Bypass Tunnel
In Interface : n/a              Out Interface : 1/1/2:9
In Label   : n/a                Out Label  : 124069
Previous Hop : n/a              Next Hop   : 10.10.109.4
SetupPriority : 7                Hold Priority : 0
Class Type  : 0
SugGrpOrig ID : 0                SubGrpOrig Addr: 0.0.0.0
P2MP ID    : 0

Path Recd   : 0                Path Sent  : 3
Resv Recd   : 4                Resv Sent  : 0

Summary messages:
SPath Recd  : 0                SPath Sent : 0
SResv Recd  : 0                SResv Sent : 0
=====
*A:Dut-B#
```

session

Syntax

session src-ip *ip-address* dst-ip *ip-address*

Context

[\[Tree\]](#) (clear>router>bfd session)

Full Context

clear router bfd session

Description

This command clears BFD sessions.

Parameters

src-ip *ip-address*

Specifies the address of the local endpoint of this BFD session.

dst-ip *ip-address*

Specifies the address of the remote endpoint of this BFD session.

Platforms

All

session

Syntax

session [**service** *service-id*] [**interface** *ip-int-name*] [**address** *mcast-address*] [**source** *ip-address*]

Context

[\[Tree\]](#) (show>video>adi session)

Full Context

show video adi session

Description

This command displays ADI video session information.

Parameters

service *service-id*

Displays video session information pertaining to the specified service ID.

Values 1 to 2147483648

svc-name — a string up to 64 characters in length.

interface *ip-int-name*

Displays session information for the specified interface.

address *mcast-address*

Displays session information for the specified multicast address.

source *ip-address*

Displays session information for the specified IP address.

Platforms

7450 ESS, 7750 SR-1, 7750 SR-7/12/12e, 7750 SR-1s, 7750 SR-2s, 7750 SR-7s, 7750 SR-14s

Output

The following is an example output for this command.

Sample Output

```
*B:IPTV-SR7# show video adi session
=====
Adi Session
=====
Service Id       : 100                Interface Name   : video-100
Group Address    : 192.0.2.241         Source Address  : 10.100.100.1
Ad Server Addr   : 10.200.14.2         Up Time         : 0d 13:30:02
Init Requests    : 1                  Succ/Unsucc Resp : 1/0
Alive Requests   : 0                  Succ/Unsucc Resp : 0/0
Cue Requests     : 0                  Succ/Unsucc Resp : 0/0
Abort Requests   : 0                  Succ/Unsucc Resp : 0/0
```

```
Splice Requests : 910 Succ/Unsucc Resp : 906/4
Successful splice-in complete responses : 902
Successful splice-out complete responses : 894
Unsuccessful splice-out complete responses : 11
Invalid SCTE30 R*: 0
-----
Number of adi sessions : 1
=====
*B:IPTV-SR7#
```

session

Syntax

session all

session client *srcAddr*

Context

[\[Tree\]](#) (clear>video>id session)

Full Context

clear video id session

Description

This command clears session information.

Parameters

all

Clears all sessions.

client *srcAddr*

Clears information for the client source address.

Platforms

7450 ESS, 7750 SR-1, 7750 SR-7/12/12e, 7750 SR-1s, 7750 SR-2s, 7750 SR-7s, 7750 SR-14s

session

Syntax

session all [rt-server] [fcc-server]

session client *srcAddr* [rt-server] [fcc-server]

Context

[\[Tree\]](#) (clear>video>statistics>id session)

Full Context

clear video statistics id session

Description

This command clears video statistics for a particular channel.

Parameters

all

Clears statistics for all sessions.

rt-server

Clears all RET server related statistics.

fcc-server

Clears all FCC server related statistics.

client *srcAddr*

Clears statistics for the specified source address.

Platforms

7450 ESS, 7750 SR-1, 7750 SR-7/12/12e, 7750 SR-1s, 7750 SR-2s, 7750 SR-7s, 7750 SR-14s

session

Syntax

session *session-name* [{**all** | **base** | **bin-group** | **event-mon** | **meas-interval**}]

Context

[\[Tree\]](#) (show>oam-pm session)

Full Context

show oam-pm session

Description

Show the configuration and status information for an OAM Performance Monitoring session.

Parameters

session-name

Specifies the session name up to 32 characters.

all

Displays all attributes.

base

Specifies the base configuration option for the session.

bin-group

Specifies the associated bin group and its attributes.

event-mon

Configures event monitoring and last TCA.

meas-interval

Configures event monitoring and last TCA.

Platforms

All

Output

The following is an example of OAM-PM configuration information.

Sample Output

```

show oam-pm session "vpls1000-PM-YL4-1/1/9:1000.1000" all
-----
Basic Session Configuration
-----
Session Name      : vpls1000-PM-YL4-1/1/9:1000.1000
Description       : (Not Specified)
Test Family       : ethernet           Session Type      : proactive
Bin Group         : 3
-----

Ethernet Configuration
-----
Source MEP        : 30                 Priority           : 7 (FC : nc)
Source Domain     : 14                 Dest MAC Address  : 00:00:00:00:00:32
Source Assoc'n    : 1000              Remote MEP        : none
-----

DMM Test Configuration and Status
-----
Test ID           : 10001              Admin State       : Up
Oper State        : Up                 Data TLV Size    : 0 octets
On-Demand Duration: Not Applicable    On-Demand Remaining: Not Applicable
Interval          : 1000 ms
Detectable Tx Err : none
-----

SLM Test Configuration and Status
-----
Test ID           : 10001              Admin State       : Up
Oper State        : Up                 Data TLV Size    : 0 octets
On-Demand Duration: Not Applicable    On-Demand Remaining: Not Applicable
Interval          : 100 ms
CHLI Threshold    : 4 HLIs             Frames Per Delta-T : 10 SLM frames
Consec Delta-Ts   : 10                 FLR Threshold     : 50%
HLI Force Count   : no
Detectable Tx Err : none
-----

5-mins Measurement Interval Configuration
-----
Duration          : 5-mins             Intervals Stored  : 32
  
```

```

Boundary Type      : clock-aligned      Clock Offset      : 0 seconds
Accounting Policy  : none              Event Monitoring  : enabled
Delay Event Mon    : enabled            Loss Event Mon    : enabled
-----

Configured Lower Bounds for Delay Tests, in microseconds
-----
Group Description      Admin Bin   FD(us)   FDR(us)   IFDV(us)
-----
3                      Up  0        0         0         0
                      1        1         500       250
                      2       500       1000      500
                      3      1000      1500     1000
                      4      2000      2000     1500
                      5      3000      2500     2000
                      6      4000      3000     2500
                      7      5000      3500     3000
                      8      5500      4000     3500
                      9      6500      4500     4000
-----

Bins Excluded from Average
-----
Bin Type   Direction      Bins
-----
FD         round-trip      0,9
-----

Bins Excluded from Delay Event Count
-----
Bin Type   Direction      Lowest Excluded Bin   Lower Bound (us)
-----
FD         round-trip      9                     6500
-----

Delay Events for the DMM Test
-----
Bin Type   Direction      LowerBound(us)   Raise   Clear   Last TCA (UTC)
-----
FD         round-trip      2000             50     10     2017/01/04 16:55:00
-----

Loss Events for the SLM Test
-----
Event Type      Direction      Raise   Clear   Last TCA (UTC)
-----
HLI             aggregate      50     0      none
-----

show oam-pm session "vpls1000-PM-YL4-1/1/9:1000.1000" base
-----
Basic Session Configuration
-----
Session Name      : vpls1000-PM-YL4-1/1/9:1000.1000
Description       : (Not Specified)
Test Family       : ethernet           Session Type       : proactive
Bin Group         : 3
-----

```

 Ethernet Configuration

Source MEP : 30 Priority : 7 (FC : nc)
 Source Domain : 14 Dest MAC Address : 00:00:00:00:00:32
 Source Assoc'n : 1000 Remote MEP : none

 DMM Test Configuration and Status

Test ID : 10001 Admin State : Up
 Oper State : Up Data TLV Size : 0 octets
 On-Demand Duration: Not Applicable On-Demand Remaining: Not Applicable
 Interval : 1000 ms
 Detectable Tx Err : none

 SLM Test Configuration and Status

Test ID : 10001 Admin State : Up
 Oper State : Up Data TLV Size : 0 octets
 On-Demand Duration: Not Applicable On-Demand Remaining: Not Applicable
 Interval : 100 ms
 CHLI Threshold : 4 HLIs Frames Per Delta-T : 10 SLM frames
 Consec Delta-Ts : 10 FLR Threshold : 50%
 HLI Force Count : no
 Detectable Tx Err : none

show oam-pm session "vpls1000-PM-YL4-1/1/9:1000.1000" bin-group

Configured Lower Bounds for Delay Tests, in microseconds

Group Description	Admin Bin	FD(us)	FDR(us)	IFDV(us)
3	Up 0	0	0	0
	1	1	500	250
	2	500	1000	500
	3	1000	1500	1000
	4	2000	2000	1500
	5	3000	2500	2000
	6	4000	3000	2500
	7	5000	3500	3000
	8	5500	4000	3500
	9	6500	4500	4000

 Bins Excluded from Average

Bin Type	Direction	Bins
FD	round-trip	0,9

 Bins Excluded from Delay Event Count

Bin Type	Direction	Lowest Excluded Bin	Lower Bound (us)
----------	-----------	---------------------	------------------

```

FD          round-trip          9          6500
-----

show oam-pm session "vpls1000-PM-YL4-1/1/9:1000.1000" meas-interval
-----
5-mins Measurement Interval Configuration
-----
Duration           : 5-mins           Intervals Stored   : 32
Boundary Type     : clock-aligned      Clock Offset       : 0 seconds
Accounting Policy : none              Event Monitoring   : enabled
Delay Event Mon   : enabled           Loss Event Mon     : enabled
-----

show oam-pm statistics session "eth-pm-service-1000" lmm meas-interval 15-
mins interval-number 2
-----
Start (UTC)       : 2014/07/08 03:15:00      Status            : completed
Elapsed (seconds) : 900                      Suspect           : no
Frames Sent       : 90                        Frames Received   : 90
-----

                        Data Frames Sent  Data Frames Received
-----
Forward           900                      900
Backward          18900                     18900
-----

Frame Loss Ratios
-----
                        Minimum      Maximum      Average
-----
Forward           0.000%      0.000%      0.000%
Backward          0.000%      0.000%      0.000%
-----

Availability Counters (Und = Undetermined)
-----
                        Available  Und-Avail  Unavailable  Und-Unavail      HLI      CHLI
-----
Forward           90          0          0          0          0          0
Backward          90          0          0          0          0          0
-----

                        Und-Delta-T
-----
Forward           0
Backward          0
-----

show oam-pm session "ies1500-PM-YL4-1/1/1:1500.1500"
-----
Basic Session Configuration
-----
Session Name      : ies1500-PM-YL4-1/1/1:1500.1500
Description       : (Not Specified)
Test Family       : ethernet           Session Type      : proactive
Bin Group        : 2
  
```

```

-----
Ethernet Configuration
-----
Source MEP      : 30                Priority      : 5 (fc ef)
Source Domain   : 14                Dest MAC Address : none
Source Assoc'n  : 1500              Remote MEP    : 33
-----

LMM Test Configuration and Status
-----
Test ID         : 1                Admin State   : Up
Oper State      : Up                Interval      : 1000 ms
On-Demand Duration: Not Applicable On-Demand Remaining: Not Applicable
Availability     : Disabled
CHLI Threshold  : 5 HLIs           Frames Per Delta-T : 10 LMM frames
Consec Delta-Ts : 10                FLR Threshold    : 50%
Detectable Tx Err : none
Enable FC Collect : yes| no
-----

5-mins Measurement Interval Configuration
-----
Duration        : 5-mins           Intervals Stored : 32
Boundary Type   : clock-aligned     Clock Offset      : 0 seconds
Accounting Policy : none            Event Monitoring  : disabled
Delay Event Mon : disabled          Loss Event Mon    : disabled
-----

Configured Lower Bounds for Delay Tests, in microseconds
-----
Group Description      Admin Bin   FD(us)   FDR(us)   IFDV(us)
-----
2                      Up 0       0         0         0
                      1 1       1         500       250
                      2 2       500       1000      500
                      3 3       1000      1500     1000
                      4 4       2000      2000     1500
                      5 5       3000      2500     2000
                      6 6       4000      3000     2500
                      7 7       5000      3500     3000
                      8 8       5500      4000     3500
                      9 9       6500      4500     4000
-----

```

session

Syntax

session [**sap** *sap-id*] [**interface** *ip-int-name* | *ip-address*] [**mac** *ieee-address*] [**circuit-id** *circuit-id*]
 [**remote-id** *remote-id*] [**inter-dest-id** *intermediate-destination-id*] [**no-inter-dest-id**] [**ip-address** *ip-
 prefix[/prefix-length]*] [**port** *port-id*] [**subscriber** *sub-ident-string*] [**sap-session-id** *sap-session-index*]

session all

Context

[Tree] (clear>service>id>ipoe session)

Full Context

clear service id ipoe session

Description

This command clears all identified IPoE sessions for the specified service instance. All associated subscriber hosts are deleted from the system.

Parameters

sap-id

Specifies the physical port identifier portion of the SAP definition.

ip-int-name

Specifies the name of the IP interface up to 32 characters.

ieee-address

Specifies the 48-bit MAC address for the static ARP in the form aa:bb:cc:dd:ee:ff or aa-bb-cc-dd-ee-ff where aa, bb, cc, dd, ee, and ff are hexadecimal numbers. Allowed values are any non-broadcast, non-multicast MAC and non-IEEE reserved MAC addresses.

circuit-id

Specifies the circuit ID up to 127 characters.

remote-id

Specifies that information that goes into the remote-id sub-option in the DHCP relay packet, up to 255 characters.

ip-address[/prefix-length]

Specifies information for the specified IP address and mask.

no-inter-dest-id

Displays the information about no intermediate destination ID.

intermediate-destination-id

Specifies the intermediate destination identifier which is encoded in the identification strings up to 32 characters.

port-id

Displays information about the specified port ID.

sap-session-index

Displays sap-session-index information.

service-id

Specifies the service ID of the wholesaler.

Values

<i>service-id</i> :	1 to 2147483647
<i>svc-name</i> :	64 characters maximum

sub-ident-string

Specifies an existing subscriber identification profile.

service-id

Specifies information for the specified service ID.

Values		
<i>service-id</i> :		1 to 2147483647
<i>svc-name</i> :		64 characters maximum

detail

Displays all I PoE session details.

all

clears all active I PoE sessions for the specified service instance.

Platforms

7450 ESS, 7750 SR, 7750 SR-a, 7750 SR-e, 7750 SR-s, VSR

session

Syntax

session default-tunnel

session [*sap sap-id*] [*mac mac-address*] [*local-session-id local-id*] [*remote-session-id remote-id*] [*detail*]

Context

[\[Tree\]](#) (show>subscr-mgmt>pfc session)

Full Context

show subscriber-mgmt pfc session

Description

This command displays information on PFCP sessions, including the default session. By default, all sessions are shown; filters can be applied to reduce the number of sessions or select a specific session.

Parameters

default-tunnel

Specifies that session information for the default tunnel is displayed.

detail

Specifies that associated forwarding information is displayed.

local-id

Specifies a local PFCP Session ID, up to 20 characters, which displays information for that local session ID.

remote-id

Specifies a remote PFCP session ID, up to 20 characters, which displays information for that remote session ID.

mac-address

Specifies the MAC address associated with the session, in the form xx:xx:xx:xx:xx:xx or xx-xx-xx-xx-xx, which displays information associated with the specified MAC address.

sap-id

Specifies the SAP ID associated with the session.

Values		
null	<i>port-id bundle-id bpgrp-id lag-id aps-id</i>	
dot1q	<i>port-id bundle-id bpgrp-id lag-id aps-id pw-id eth-sat-id:[qtag1 cp-conn-prof-id]</i>	
qinq	<i>port-id bundle-id bpgrp-id lag-id pw-id eth-sat-id:[qtag1 cp-conn-prof-id].[qtag2 cp-conn-prof-id]</i>	
	cp	keyword
	<i>conn-prof-id</i>	1 to 8000
atm	<i>port-id aps-id [:vpi/vci vpi vpi1.vpi2 cp.conn-prof-id]</i>	
	cp	keyword
	<i>conn-prof-id</i>	1 to 8000
frame	<i>port-id aps-id:dldci</i>	
cisco-hdlc	<i>slot/mda/port.channel</i>	
cem	<i>slot/mda/port.channel</i>	
ima-grp	<i>bundle-id [:vpi/vci vpi vpi1.vpi2 cp.conn-prof-id]</i>	
	cp	keyword
	<i>conn-prof-id</i>	1 to 8000
port-id	<i>slot/mda/port[.channel]</i>	
bundle-id	bundle-type-slot/mda.-bundle-num	
	bundle	keyword
	<i>type</i>	ima fr ppp
	<i>bundle-num</i>	1 to 336
bpgrp-id	bpgrp-type-bpgrp-num	
	bpgrp	keyword
	<i>type</i>	ima ppp
	<i>brp-num</i>	1 to 2000

aps-id	aps-group-id [.channel]	
	aps	keyword
	<i>group-id</i>	1 to 128
eth-tunnel	eth-tunnel-id [: <i>eth-tun-sap-id</i>]	
	<i>id</i>	1 to 1024
	<i>eth-tun-sap-id</i>	0 to 4094
lag-id	lag-id <i>lag-string</i>	
	lag	keyword
	<i>id</i>	1 to 800
	<i>string</i>	23 characters max
pw-id	pw-id	
	pw	keyword
	<i>id</i>	1 to 32767
qtag1	* 0 to 4094	
qtag2	* null 0 to 4094	
vpi	0 to 4095 (NNI) 0 to 255 (UNI)	
vci	1 2 5 to 65535	
dlci	16 to 1022	
tunnel-id	<i>tunnel-id.private</i> <i>public:tag</i>	
	tunnel	keyword
	<i>id</i>	1 to 16
	<i>tag</i>	0 to 4094
eth-sat-id	esat-id / <i>slot</i> / <i>port</i>	
	esat	keyword
	<i>id</i>	1 to 20
pxc-id	pxc-id.sub-port	
	pxc	keyword
	<i>id</i>	1 to 64
	<i>sub-port</i>	a, b

Platforms

7450 ESS, 7750 SR, 7750 SR-a, 7750 SR-e, 7750 SR-s, VSR

Output

The following is an example output for this command.

Sample Output

```
A:BNG-UPF# show subscriber-mgmt pfcf session
=====
PFCF Sessions
=====
Local Session Id           : 0x0000000000000001 (default*
Local Peer Address         : 192.0.2.11
Local Router                : to_cp
Local TE-ID                : N/A
Remote Session Id         : 0x00000000000010100
Remote Peer Address       : 17.17.17.10
Remote TE-ID              : 0x0001fff0
PFCF Association           : smf
Data Upstream PDR-ID      : N/A
Data Downstream PDR-ID   : N/A
IBCP Upstream PDR-ID     : 0x0a00
IBCP Downstream PDR-ID   : N/A
StateId                    : N/A
Protocols                  : IPOE_DHCP4 PPPOE_DISC
=====
No. of PFCF Sessions: 1
=====
* indicates that the corresponding row element may have been truncated.
```

session

Syntax

session **lsp-path** [**lsp-index** *lsp-index*] [**path-lspid** *path-lspid*] [**prefix** *ip-prefix* /*prefix-length*] [**src** *ip-address* | *ipv6 address*]

session **lsp-path** **all**

session **sr-policy** [**lsp-index** *lsp-index*] [**path-lspid** *path-lspid*] [**prefix** *ip-prefix* /*prefix-length*] [**src** *ip-address* | *ipv6 address*]

session **sr-policy** **all**

Context

[Tree] (clear>router>bfd>seamless-bfd session)

Full Context

clear router bfd seamless-bfd session

Description

This command clears Seamless-BFD (S-BFD) session information.

Parameters

lsp-path

Keyword to clear the S-BFD sessions for the LSP path.

sr-policy

Keyword to clear the S-BFD sessions for the SR policy.

all

Keyword to clear all S-BFD sessions.

lsp-index *lsp-index*

Specifies the LSP index.

Values 0 to 4294967295

path-lspid *path-lspid*

Specifies the path LSP ID.

Values 0 to 4294967295

prefix

Keyword to clear information by far-end prefix.

ip-prefix/prefix-length

Specifies an IP prefix for which to clear S-BFD session information, and the length of the prefix.

Values *ipv4-prefix* — a.b.c.d (host bits must be zero)
ipv4-prefix-length — 0 to 32
ipv6-prefix — x:x:x:x:x:x:x (eight 16-bit pieces)
x:x:x:x:x:d.d.d.d
x — 0 to FFFF (hexadecimal)
d — 0 to 255 (decimal)
ipv6-prefix-length — 0 to 128

ip-address | **ipv6-address**

Specifies the IP address for which to clear S-BFD session information.

Values *ipv4-address* — a.b.c.d
ipv6-address — x:x:x:x:x:x:x[-interface]
x:x:x:x:x:d.d.d.d[-interface]
x — 0 to FFFF (hexadecimal)
d — 0 to 255 (decimal)
interface — mandatory for link local address, up to 32 characters

Platforms

All

session

Syntax

session *session-name*

Context

[\[Tree\]](#) (monitor>oam-pm session)

Full Context

monitor oam-pm session

Description

This command monitors the raw measurement interval for the specified session and test.

Platforms

All

Output

The following sample output shows raw session measurement information.

Sample Output

```
monitor oam-pm session "eth-pm-service-4" dmm
-----
At time t = 0 sec (Base Statistics)
-----
Frame Delay (FD) Bin Counts
-----
Bin      Lower Bound      Forward      Backward      Round Trip
-----
0         0 us             3928         1125          0
1        1000 us          1197         1855         2611
2        2000 us           183          1361         1565
3        3000 us           36           762           778
4        4000 us           30           214           280
5        5000 us           14           45             81
6        6000 us            8            17             35
7        7000 us            1             5             16
8        8000 us            5            15             26
9       10000 us            1             4             11
-----
Frame Delay Range (FDR) Bin Counts
-----
Bin      Lower Bound      Forward      Backward      Round Trip
-----
0         0 us             5374         5317         5321
1        5000 us           29            86            82
-----
Inter-Frame Delay Variation (IFDV) Bin Counts
-----
```

Bin	Lower Bound	Forward	Backward	Round Trip
0	0 us	2475	1268	625
1	100 us	516	676	554
2	200 us	395	479	417
3	300 us	338	451	398
4	400 us	224	291	340
5	500 us	185	212	280
6	600 us	187	137	234
7	700 us	185	134	208
8	800 us	315	223	392
9	1000 us	582	1531	1954

At time t = 10 sec (Mode: Delta)

Frame Delay (FD) Bin Counts

Bin	Lower Bound	Forward	Backward	Round Trip
0	0 us	0	7	0
1	1000 us	10	2	6
2	2000 us	0	1	3
3	3000 us	0	0	1
4	4000 us	0	0	0
5	5000 us	0	0	0
6	6000 us	0	0	0
7	7000 us	0	0	0
8	8000 us	0	0	0
9	10000 us	0	0	0

Frame Delay Range (FDR) Bin Counts

Bin	Lower Bound	Forward	Backward	Round Trip
0	0 us	10	10	10
1	5000 us	0	0	0

Inter-Frame Delay Variation (IFDV) Bin Counts

Bin	Lower Bound	Forward	Backward	Round Trip
0	0 us	5	4	2
1	100 us	2	2	2
2	200 us	2	1	1
3	300 us	1	0	0
4	400 us	0	0	1
5	500 us	0	0	0
6	600 us	0	0	0
7	700 us	0	0	1
8	800 us	0	0	0
9	1000 us	0	3	3

At time t = 20 sec (Mode: Delta)

Frame Delay (FD) Bin Counts

Bin	Lower Bound	Forward	Backward	Round Trip
-----	-------------	---------	----------	------------

0	0 us	9	0	0
1	1000 us	0	7	6
2	2000 us	0	3	3
3	3000 us	1	0	0
4	4000 us	0	0	0
5	5000 us	0	0	1
6	6000 us	0	0	0
7	7000 us	0	0	0
8	8000 us	0	0	0
9	10000 us	0	0	0

 Frame Delay Range (FDR) Bin Counts

Bin	Lower Bound	Forward	Backward	Round Trip
0	0 us	10	10	10
1	5000 us	0	0	0

 Inter-Frame Delay Variation (IFDV) Bin Counts

Bin	Lower Bound	Forward	Backward	Round Trip
0	0 us	5	3	2
1	100 us	0	2	2
2	200 us	0	1	0
3	300 us	0	3	1
4	400 us	2	0	0
5	500 us	1	0	0
6	600 us	0	1	2
7	700 us	0	0	0
8	800 us	0	0	0
9	1000 us	2	0	3

 monitor oam-pm session "eth-pm-service-4" slm

At time t = 0 sec (Base Statistics)

	Frames Sent	Frames Received
Forward	54749	54749
Backward	54749	54749

 Availability Counters (Und = Undetermined)

	Available	Und-Avail	Unavailable	Und-Unavail	HLI	CHLI
Forward	5475	0	0	0	0	0
Backward	5475	0	0	0	0	0

 At time t = 10 sec (Mode: Delta)

	Frames Sent	Frames Received
Forward	100	100
Backward	100	100

 Availability Counters (Und = Undetermined)

	Available	Und-Avail	Unavailable	Und-Unavail	HLI	CHLI
Forward	10	0	0	0	0	0
Backward	10	0	0	0	0	0

 At time t = 20 sec (Mode: Delta)

	Frames Sent	Frames Received
Forward	100	100
Backward	100	100

 Availability Counters (Und = Undetermined)

	Available	Und-Avail	Unavailable	Und-Unavail	HLI	CHLI
Forward	10	0	0	0	0	0
Backward	10	0	0	0	0	0

 monitor oam-pm session "ip-vprn-500" twamp-light

 At time t = 0 sec (Base Statistics)

 Frame Delay (FD) Bin Counts

Bin	Lower Bound	Forward	Backward	Round Trip
0	0 us	89719	113813	82529
1	1000 us	51728	43288	62811
2	2000 us	19304	7882	16979
3	3000 us	5207	1300	3067
4	4000 us	1166	335	1280
5	5000 us	469	255	781
6	6000 us	227	129	361
7	7000 us	121	166	152
8	8000 us	83	253	114
9	10000 us	125	728	75

 Frame Delay Range (FDR) Bin Counts

Bin	Lower Bound	Forward	Backward	Round Trip
0	0 us	167124	166618	167138
1	5000 us	1025	1531	1011

 Inter-Frame Delay Variation (IFDV) Bin Counts

Bin	Lower Bound	Forward	Backward	Round Trip
0	0 us	29284	45291	36062
1	100 us	9615	10793	28238
2	200 us	9289	9827	20379
3	300 us	8933	8733	14325

4	400 us	8597	8362	10257
5	500 us	8216	7789	7635
6	600 us	8178	7606	5893
7	700 us	7782	7345	4963
8	800 us	14799	14500	8416
9	1000 us	63455	47902	31980

session

Syntax

session *ldp-id* [*ldp-id*] [**interval** *seconds*] [**repeat** *repeat*] [**absolute** | **rate**]

Context

[Tree] (monitor>router>ldp session)

Full Context

monitor router ldp session

Description

This command displays statistical information for LDP sessions at the configured interval until the configured count is reached.

The first screen displays the current statistics related to the specified LDP session(s). The subsequent statistical information listed for each interval is displayed as a delta to the previous display.

When the keyword **rate** is specified, the rate-per-second for each statistic is displayed instead of the delta.

Monitor commands are similar to **show** commands but only statistical information displays. Monitor commands display the selected statistics according to the configured number of times at the interval specified.

Parameters

ldp-id

Specifies the IP address of the LDP session to display. Up to five IP addresses can be specified in a single statement.

Values

ipv4-address	label-space	
ipv6-address	[label-space]	
	label-space	0 to 65535
ipv4-address	a.b.c.d	
ipv6-address	x:x:x:x:x:x (16 eight-bit pieces)	
	x:x:x:x:x:d.d.d.d	
	x: [0 to FFFF] H	

d: [0 to 255] D

seconds

Configures the interval for each display, in seconds.

Values 3 to 60

Default 10 seconds

repeat

Configures how many times the command is repeated.

Values 1 to 999

Default 10

absolute

Displays raw statistics, without processing. No calculations are performed on the delta or rate statistics.

rate

Displays rate-per-second for each statistic instead of the delta.

Platforms

All

Output

The following output is an example of LDP session information.

Sample Output

```
A:ALA-103>monitor>router>ldp# session 10.10.10.104 interval 3 repeat 3 absolute
=====
Monitor statistics for LDP Session 10.10.10.104
=====

```

	Sent	Received

At time t = 0 sec (Base Statistics)		

FECs	1	2
Hello	5288	5289
Keepalive	8225	8225
Init	1	1
Label Mapping	1	4
Label Request	0	0
Label Release	0	0
Label Withdraw	0	0
Label Abort	0	0
Notification	0	0
Address	1	1
Address Withdraw	0	0

At time t = 3 sec (Mode: Absolute)		

FECs	1	2

```

Hello                5288                5289
Keepalive            8226                8226
Init                 1                    1
Label Mapping        1                    4
Label Request        0                    0
Label Release        0                    0
Label Withdraw       0                    0
Label Abort          0                    0
Notification         0                    0
Address              1                    1
Address Withdraw     0                    0
-----
At time t = 6 sec (Mode: Absolute)
-----
FECs                 1                    2
Hello                5288                5290
Keepalive            8226                8226
Init                 1                    1
Label Mapping        1                    4
Label Request        0                    0
Label Release        0                    0
Label Withdraw       0                    0
Label Abort          0                    0
Notification         0                    0
Address              1                    1
Address Withdraw     0                    0
-----
At time t = 9 sec (Mode: Absolute)
-----
FECs                 1                    2
Hello                5288                5290
Keepalive            8226                8226
Init                 1                    1
Label Mapping        1                    4
Label Request        0                    0
Label Release        0                    0
Label Withdraw       0                    0
Label Abort          0                    0
Notification         0                    0
Address              1                    1
Address Withdraw     0                    0
=====
A:ALA-12>monitor>router>ldp#

A:ALA-12>monitor>router>ldp# session 10.10.10.104 interval 3 repeat 3 rate
=====
Monitor statistics for LDP Session 10.10.10.104
=====
                          Sent                Received
-----
At time t = 0 sec (Base Statistics)
-----
FECs                 1                    2
Hello                5289                5290
Keepalive            8227                8227
Init                 1                    1
Label Mapping        1                    4
Label Request        0                    0
Label Release        0                    0
Label Withdraw       0                    0
Label Abort          0                    0
Notification         0                    0
Address              1                    1
  
```

```

Address Withdraw          0                0
-----
At time t = 3 sec (Mode: Rate)
-----
FECs                      0                0
Hello                     0                0
Keepalive                 0                0
Init                      0                0
Label Mapping             0                0
Label Request             0                0
Label Release             0                0
Label Withdraw           0                0
Label Abort               0                0
Notification              0                0
Address                   0                0
Address Withdraw          0                0
-----
At time t = 6 sec (Mode: Rate)
-----
FECs                      0                0
Hello                     0                0
Keepalive                 0                0
Init                      0                0
Label Mapping             0                0
Label Request             0                0
Label Release             0                0
Label Withdraw           0                0
Label Abort               0                0
Notification              0                0
Address                   0                0
Address Withdraw          0                0
-----
At time t = 9 sec (Mode: Rate)
-----
FECs                      0                0
Hello                     0                0
Keepalive                 0                0
Init                      0                0
Label Mapping             0                0
Label Request             0                0
Label Release             0                0
Label Withdraw           0                0
Label Abort               0                0
Notification              0                0
Address                   0                0
Address Withdraw          0                0
=====
A:ALA-12>monitor>router>ldp#
  
```

session

Syntax

```

session [sap-id sap-id] [interface ip-int-name | ip-address] [mac ieee-address] [session-id session-id] [type pppoe-session-type] [ip-address ip-prefix [/ prefix-length]] [port port-id] [inter-dest-id intermediate-destination-id] [no-inter-dest-id] [user-name user-name] [sub-ppp-type {oa | oe | oeoa | ol2tp}] [no-padt]
  
```

```

session all [no-padt]
  
```


Context

[Tree] (clear>service>id>ppp session)

Full Context

clear service id ppp session

Description

This command clears PPP sessions with the specified attributes causing the session to reset.

Parameters

all

Clears all PPP sessions.

sap-id

Specifies the SAP ID.

Values

null	<i>port-id</i> <i>bundle-id</i> <i>bpgrp-id</i> <i>lag-id</i> <i>aps-id</i> eth-sat-id
dot1q	<i>port-id</i> <i>bundle-id</i> <i>bpgrp-id</i> <i>lag-id</i> <i>aps-id</i> <i>pw-id</i> eth-sat-id:[qtag1 cp-conn-prof-id]
qinq	<i>port-id</i> <i>bundle-id</i> <i>bpgrp-id</i> <i>lag-id</i> <i>pw-id</i> <i>eth-sat-id</i> :[qtag1 cp-conn-prof-id].[qtag2 cp-conn-prof-id]
	cp keyword
	<i>conn-prof-id</i> 1 to 8000
atm	<i>port-id</i> <i>aps-id</i> [:vpi/vci vpi vpi1.vpi2 cp.conn-prof-id]
	cp keyword
	<i>conn-prof-id</i> 1 to 8000
frame	<i>port-id</i> <i>aps-id</i> :dlci
cisco-hdlc	<i>slot/mda/port.channel</i>
cem	<i>slot/mda/port.channel</i>
ima-grp	<i>bundle-id</i> [:vpi/vci vpi vpi1.vpi2 cp.conn-prof-id]
	cp keyword
	<i>conn-prof-id</i> 1 to 8000
port-id	<i>slot/mda/port</i> [.channel]
bundle-id	bundle-type -slot/mda.- <i>bundle-num</i>
	bundle keyword
	<i>type</i> ima fr ppp
	<i>bundle-num</i> 1 to 336

bgrp-id	bpgrp-type-bpgrp-num	
	bgrp	keyword
	<i>type</i>	ima ppp
bgrp-num		1 to 2000
	aps-group-id[.channel]	
	aps	keyword
aps-id	<i>group-id</i>	1 to 128
	eth-tunnel-id[:eth-tun-sap-id]	
	<i>id</i>	1 to 1024
eth-tunnel	<i>eth-tun-sap-id</i>	0 to 4094
	lag-id lag-string	
lag-id	lag	keyword
	<i>id</i>	1 to 800
	<i>string</i>	23 characters max.
pw-id	pw-id	
	pw	keyword
	<i>id</i>	1 to 32767
qtag1	null 0 to 4094	
qtag2	* null 0 to 4094	
vpi	0 to 4095 (NNI)	
	0 to 255 (UNI)	
vci	1 2 5 to 65535	
dldci	16 to 1022	
tunnel-id	tunnel-id.private public:tag	
	tunnel	keyword
	<i>id</i>	1 to 16
eth-sat-id	<i>tag</i>	0 to 4094
	esat-id/slot/port	
	esat	keyword
eth-sat-id	<i>id</i>	1 to 20
	pxc-id.sub-port	

pxc	keyword
<i>id</i>	1 to 64
<i>sub-port</i>	a, b

ip-int-name

Specifies the IP interface name, up to 32 characters.

ip-address

Specifies the IP address.

Values *ipv4-address* — a.b.c.d
ipv6-address — x:x:x:x:x:x:x (eight 16-bit pieces)
 x:x:x:x:x:d.d.d.d
 x - [0 to FFFF]H
 d - [0 to 255]D
 length: 0 to 128

ieee-address

Specifies the MAC address.

Values xx:xx:xx:xx:xx:xx or xx-xx-xx-xx-xx-xx

session-id

Specifies the session ID.

Values 1 to 65535

pppoe-session-type

Specifies type of PPPoE session used.

Values local | wholesale-local | retail-local | l2tp

ip-prefix[/prefix-length]

Specifies the IP prefix and length.

Values *ipv4-prefix* — a.b.c.d (host bits must be 0)
ipv4-prefix-length — 0 to 32
ipv6-prefix — x:x:x:x:x:x:x (eight 16-bit pieces)
 x:x:x:x:x:d.d.d.d
 x: [0 to FFFF] H
 d: [0 to 255] D
ipv6-prefix-length — 0 to 128

port-id

Specifies the port ID.

Values	<i>slot/mda/port [.channel]</i>		
bundle-id	bundle-type-slot/mda.-bundle-num		
	bundle	keyword	
	<i>type</i>	ima fr ppp	
	<i>bundle-num</i>	1 to 336	
bpgrp-id	bpgrp-type-bpgrp-num		
	bpgrp	keyword	
	<i>type</i>	ima ppp	
	<i>bpgrp-num</i>	1 to 2000	
aps-id	aps-group-id[.channel]		
	aps	keyword	
	<i>group-id</i>	1 to 128	
eth-tunnel	eth-tunnel-id		
	eth-tunnel	keyword	
	<i>id</i>	1 to 1024	
lag-id	lag-id lag-string		
	lag	keyword	
	<i>id</i>	1 to 800	
	<i>string</i>	23 characters max.	
gtg-id	gmpls-tun-grp-id		
	gmpls-tun-grp	keyword	
	<i>id</i>	1 to 1024	
eth-sat-id	esat-id/slot/[u] port		
	esat	keyword	
	<i>id</i>	1 to 20	
	u	keyword for up-link port	
tdm-sat-id	tsat-id/slot/[u] port.channel		
	tsat	keyword	
	<i>id</i>	1 to 20	
	u	keyword for up-link port	

pxc-id	pxc-id.sub-port	
	pxc	keyword
	<i>id</i>	1 to 64
	<i>sub-port</i>	a, b

intermediate-destination-id

Specifies the intermediate destination ID, up to 32 characters.

no-inter-dest-id

Clears information for PPP sessions that do not have an associated intermediate destination ID.

user-name

Specifies the username, up to 110 characters.

no-padt

Clears session information for the PADT packets transmitted by the PPP client.

Platforms

7450 ESS, 7750 SR, 7750 SR-a, 7750 SR-e, 7750 SR-s, VSR

session

Syntax

session imsi *imsi* **apn** *apn-string*

session [**peer-address** *ip-address*] [**router** *router-instance*] [**remote-control-teid** *teid*] [**local-control-teid** *teid*] [**detail**]

session imsi *imsi*

Context

[\[Tree\]](#) (show>subscr-mgmt>gtp>s11 session)

Full Context

show subscriber-mgmt gtp s11 session

Description

This command displays GTP S11 session information.

Parameters

imsi

Specifies the IMSI (International Mobile Subscriber Identity) of this UE.

apn-string

Specifies the APN (Access Point Name), up to 100 characters.

ip-address

Specifies the IP address.

Values *ipv4-address* — a.b.c.d
ipv6-address — x:x:x:x:x:x:x (eight 16-bit pieces)
 x:x:x:x:x:d.d.d.d
 x - [0 to FFFF]H
 d - [0 to 255]D
 length: 0 to 128

router-instance

Specifies the identifier of the virtual router instance where the GTP tunnel is terminated.

Values *router-name* | *vprn-svc-id*
router-name — "Base"
vprn-svc-id — 1 to 2147483647

remote-control-teid teid

Specifies the remote control plane Tunnel Endpoint Identifier (TEID).

Values 1 to 4294967295

local-control-teid teid

Specifies the local control plane TEID.

Values 1 to 4294967295

detail

Displays detailed information.

Platforms

7750 SR, 7750 SR-e, 7750 SR-s, VSR

Output

The following is an example of GTP S11 session information.

Sample Output

```
Node# show subscriber-mgmt gtp s11 session
=====
GTP S11 sessions
=====
IMSI                : 0010200000000001
APN                 : demo.mnc001.mcc001.gprs
-----
Peer router         : 10
Peer address        : 192.168.100.1
Remote control TEID : 1
Local control TEID  : 4293919008
PDN TEID            : 4293919008
Charging characteristics : (None)
```

```
Uplink AMBR (kbps)      : 10000
Downlink AMBR (kbps)    : 20000
Ipoee-session SAP      : [pxc-1.b:1.8]
Ipoee-session Mac Address : 00:03:ff:f0:01:20
-----
```

```
No. of GTP S11 sessions: 1
=====
```

session

Syntax

session *session-name*

Context

[\[Tree\]](#) (show>oam-pm>stats session)

Full Context

show oam-pm statistics session

Description

This command selects the session for the statistical display.

Parameters

session-name

Specifies the session name, up to 32 characters.

Platforms

All

22.48 session-filter

session-filter

Syntax

session-filter

session-filter *session-filter-name*

Context

[\[Tree\]](#) (show>app-assure>group session-filter)

Full Context

show application-assurance group session-filter

Description

This command displays session filter information.

Parameters

session-filter-name

Specifies a session-filter-name up to 32 characters.

Platforms

7450 ESS, 7750 SR, 7750 SR-e, 7750 SR-s, VSR

Output

The following is an example show output for the **session-filter** command.

Sample Output

```
show application-assurance group <aa-group-id>[:<partition>] session-filter <filter-
name>
# session-filter<filter-id>
=====
AA Session Filter
=====
Filter Name   : Block UDP Session Initiation
Applied      : Yes                               Def. Action   : Permit
Entries      : 1
Description  : Block UDP initiated towards subscribers
-----
Filter Match Criteria
-----
Entry        : 1
Description  : (Not Specified)
Protocol     : 17
Action       : deny
Hit Count    : 0 pkts
=====
```

22.49 session-parameters

session-parameters

Syntax

session-parameters [*family*] [**community** *community*]

session-parameters *peer-ip-address*

Context

[\[Tree\]](#) (show>router>ldp session-parameters)

Full Context

show router ldp session-parameters

Description

This command displays LDP peer information.

Parameters

peer-ip-address

Specify the peer IP address.

family

Displays either IPv4 or IPv6 active LDP information.

Values ipv4, ipv6

community

The string defining the LDP community assigned to the session. Allowed values are any string up to 32 characters long composed of printable, 7-bit ASCII characters excluding double quotes. If the string contains spaces, use double quotes to delimit the start and end of the string.

Platforms

All

Output

[Table 460: LDP Session Parameters Output Fields](#) describes the LDP session-parameters output.

Table 460: LDP Session Parameters Output Fields

Label	Description
Peer	The IP address of the peer.
TTL security	Enabled — LDP peering sessions protected. Disabled — LDP peering sessions unprotected.
Min-TTL-Value	Displays the minimum TTL value for an incoming packet.
Auth	Enabled — Authentication using MD5 message based digest protocol is enabled. Disabled — No authentication is used.

Sample Output

Example with community RED:

```
*A:SRU4# show router ldp session-parameters 10.20.1.1
=====
LDP IPv4 Session Parameters
=====
-----
```

```
Peer : 10.20.1.1
-----
DOD : Disabled Adv Adj Addr Only : Disabled
FEC129 Cisco Inter*: Disabled
PE-ID MAC Flush In*: Disabled
Fec Limit : 0 Fec Limit Threshold: 90
Fec Limit Log Only : Disabled
Import Policies : None Export Policies : None
IPv4 Prefix Fec Cap: Enabled IPv6 Prefix Fec Cap: Disabled
P2MP Fec Cap : Enabled
Address Export : None
LSRID advertise : Enabled
Community : RED
=====
No. of IPv4 Peers: 1
=====
* indicates that the corresponding row element may have been truncated.
```

Example without community

```
*A:Dut-A# show router ldp session-parameters
=====
LDP IPv4 Session Parameters
=====
Peer : 10.20.1.2
-----
DOD : Disabled Adv Adj Addr Only : Disabled
FEC129 Cisco Inter*: Disabled
PE-ID MAC Flush In*: Disabled
Fec Limit : 0 Fec Limit Threshold: 90
Fec Limit Log Only : Disabled
Import Policies : None Export Policies : None
IPv4 Prefix Fec Cap: Enabled IPv6 Prefix Fec Cap: Disabled
P2MP Fec Cap : Enabled
Address Export : None
LSRID advertise :
Community :
-----
Peer : 10.20.1.3
-----
DOD : Disabled Adv Adj Addr Only : Disabled
FEC129 Cisco Inter*: Disabled
PE-ID MAC Flush In*: Disabled
Fec Limit : 0 Fec Limit Threshold: 90
Fec Limit Log Only : Disabled
Import Policies : None Export Policies : None
IPv4 Prefix Fec Cap: Enabled IPv6 Prefix Fec Cap: Disabled
P2MP Fec Cap : Enabled
Address Export : None
LSRID advertise :
Community :
-----
Peer : 10.20.1.6
-----
DOD : Disabled Adv Adj Addr Only : Disabled
FEC129 Cisco Inter*: Disabled
PE-ID MAC Flush In*: Disabled
Fec Limit : 0 Fec Limit Threshold: 90
Fec Limit Log Only : Disabled
Import Policies : None Export Policies : None
```

```
IPv4 Prefix Fec Cap: Enabled          IPv6 Prefix Fec Cap: Enabled
P2MP Fec Cap      : Enabled
Address Export    : None
LSRID advertise   :
Community         :
=====
No. of IPv4 Peers: 3
=====
* indicates that the corresponding row element may have been truncated.
=====
LDP IPv6 Session Parameters
=====
Peer : 3ffe::a14:102
-----
DOD          : Disabled          Adv Adj Addr Only : Disabled
FEC129 Cisco Inter*: Disabled
PE-ID MAC Flush In*: Disabled
Fec Limit    : 0                Fec Limit Threshold: 90
Fec Limit Log Only : Disabled
Import Policies : None          Export Policies   : None
IPv4 Prefix Fec Cap: Disabled   IPv6 Prefix Fec Cap: Enabled
P2MP Fec Cap : Enabled
Address Export : None
LSRID advertise :
Community      :
-----
Peer : 3ffe::a14:103
-----
DOD          : Disabled          Adv Adj Addr Only : Disabled
FEC129 Cisco Inter*: Disabled
PE-ID MAC Flush In*: Disabled
Fec Limit    : 0                Fec Limit Threshold: 90
Fec Limit Log Only : Disabled
Import Policies : None          Export Policies   : None
IPv4 Prefix Fec Cap: Disabled   IPv6 Prefix Fec Cap: Enabled
P2MP Fec Cap : Enabled
Address Export : None
LSRID advertise :
Community      :
=====
No. of IPv6 Peers: 2
=====
* indicates that the corresponding row element may have been truncated.
*A:Dut-A#
*A:Dut-A# show router ldp session-parameters 3ffe::a14:103
=====
LDP IPv6 Session Parameters
=====
Peer : 3ffe::a14:103
-----
DOD          : Disabled          Adv Adj Addr Only : Disabled
FEC129 Cisco Inter*: Disabled
PE-ID MAC Flush In*: Disabled
Fec Limit    : 0                Fec Limit Threshold: 90
Fec Limit Log Only : Disabled
Import Policies : None          Export Policies   : None
IPv4 Prefix Fec Cap: Disabled   IPv6 Prefix Fec Cap: Enabled
P2MP Fec Cap : Enabled
Address Export : None
LSRID advertise :
Community      :
```

```
Community      :  
=====
```

No. of IPv6 Peers: 1

```
=====
```

* indicates that the corresponding row element may have been truncated.
*A:Dut-A#

*A:Dut-A# show router ldp session-parameters ipv4

```
=====
```

LDP IPv4 Session Parameters

```
-----
```

Peer : 10.20.1.2

```
-----
```

DOD	: Disabled	Adv Adj Addr Only	: Disabled
FEC129 Cisco Inter*	: Disabled		
PE-ID MAC Flush In*	: Disabled		
Fec Limit	: 0	Fec Limit Threshold:	90
Fec Limit Log Only	: Disabled		
Import Policies	: None	Export Policies	: None
IPv4 Prefix Fec Cap:	Enabled	IPv6 Prefix Fec Cap:	Disabled
P2MP Fec Cap	: Enabled		
Address Export	: None		
LSRID advertise	:		
Community	:		

```
-----
```

Peer : 10.20.1.3

```
-----
```

DOD	: Disabled	Adv Adj Addr Only	: Disabled
FEC129 Cisco Inter*	: Disabled		
PE-ID MAC Flush In*	: Disabled		
Fec Limit	: 0	Fec Limit Threshold:	90
Fec Limit Log Only	: Disabled		
Import Policies	: None	Export Policies	: None
IPv4 Prefix Fec Cap:	Enabled	IPv6 Prefix Fec Cap:	Disabled
P2MP Fec Cap	: Enabled		
Address Export	: None		
LSRID advertise	:		
Community	:		

```
-----
```

Peer : 10.20.1.6

```
-----
```

DOD	: Disabled	Adv Adj Addr Only	: Disabled
FEC129 Cisco Inter*	: Disabled		
PE-ID MAC Flush In*	: Disabled		
Fec Limit	: 0	Fec Limit Threshold:	90
Fec Limit Log Only	: Disabled		
Import Policies	: None	Export Policies	: None
IPv4 Prefix Fec Cap:	Enabled	IPv6 Prefix Fec Cap:	Enabled
P2MP Fec Cap	: Enabled		
Address Export	: None		
LSRID advertise	:		
Community	:		

```
=====
```

No. of IPv4 Peers: 3

```
=====
```

* indicates that the corresponding row element may have been truncated.
*A:Dut-A#

22.50 sessions

sessions

Syntax

sessions [*group name*] **neighbor** *ip-address*] [**port** *port-number*] [**association**] [**statistics**]

Context

[\[Tree\]](#) (show>service>id>gsmp sessions)

Full Context

show service id gsmp sessions

Description

This command displays GSMP sessions information.

Parameters

group

A GSMP group defines a set of GSMP neighbors which have the same properties.

name

Specifies a GSMP group name is unique only within the scope of the service in which it is defined.

ip-address

Specifies the ip-address of the neighbor.

port

Specifies the neighbor TCP port number use for this ANCP session.

Values 0 to 65535

association

Displays to what object the ANCP-string is associated.

statistics

Displays statistics information about an ANCP session known to the system.

Platforms

All

Output

The following output displays GSMP sessions information.

Sample Output

This show command gives information about the open TCP connections with DSLAMs.

```
A:active>show>service>id>gsmp# sessions
```

```

=====
GSMP sessions for service 999 (VPRN)
=====
Port   Ngbr-IPAddr   Gsmp-Group
-----
40590  192.168.1.2   dslam1
-----
Number of GSMP sessions : 1
=====
A:active>show>service>id>gsmp#

A:active>show>service>id>gsmp# sessions neighbor 192.168.1.2 port 40590
=====
GSMP sessions for service 999 (VPRN), neighbor 192.168.1.2, Port 40590
=====
State           : Established
Peer Instance   : 1                Sender Instance : a3cf58
Peer Port       : 0                Sender Port      : 0
Peer Name       : 12:12:12:12:12:12  Sender Name     : 00:00:00:00:00:00
timeouts       : 0                Max. Timeouts   : 3
Peer Timer      : 100             Sender Timer     : 100
Capabilities    : DTD OAM
Conf Capabilities : DTD OAM
Priority Marking : dscp nc2
Local Addr.     : 192.168.1.4
Conf Local Addr. : N/A
=====
A:active>show>service>id>gsmp#
A:active>show>service>id>gsmp# sessions neighbor 192.168.1.2 port 40590 association
=====
ANCP-Strings
=====
ANCP-String                               Assoc. State
-----
No ANCP-Strings found
=====
A:active>show>service>id>gsmp#
A:active>show>service>id>gsmp# sessions neighbor 192.168.1.2 port 40590 statistics
=====
GSMP session stats, service 999 (VPRN), neighbor 192.168.1.2, Port 40590
=====
Event                               Received  Transmitted
-----
Dropped                             0         0
Syn                                  1         1
Syn Ack                              1         1
Ack                                  14        14
Rst Ack                              0         0
Port Up                              0         0
Port Down                            0         0
OAM Loopback                         0         0
=====
A:active>show>service>id>gsmp#

```

The following table describes service ID GSMP sessions output fields:

Table 461: Service-ID GSMP Sessions Field Descriptions

Label	Description
Port	The port ID number
Nbr-IpAddr	The neighbor IP address
GsmP-Group	The GSMP group ID
State	The GSMP state of this TCP connection
Peer Instance	The unique GSMP ID for each end of the GSMP connection
Peer Port	The unique GSMP ID for each end of the GSMP connection
Peer Name	The unique GSMP ID for each end of the GSMP connection
timeouts	The number of successive timeouts for this session
Peer Timer	The GSMP keepalive timer
Capabilities	The ANCP capabilities negotiated for this session
Conf Capabilities	The ANCP capabilities configured for this session
Priority Marking	The priority marking configured for this session
Local Addr	The IP address used by the box's side of the TCP connection
Conf. Local Addr.	The configured IP address used by the box's side of the TCP connection
Sender Instance	The instance sent to the neighbor in this session
Sender Port	The port sent to the neighbor in this session
Sender Name	The name sent to the neighbor in this session
Max. Timeouts	The maximum number of successive timeouts configured for this session
Sender Timer	The timeout value that is announced toward the neighbor. The neighbor uses this timeout value while waiting for an acknowledgment from this system.



Note:

The association command gives an overview of each ANCP string received from this session.

```
A:active>show>service>id>gsmP# sessions neighbor 192.168.1.2 port 40590 association
=====
ANCP-Strings
=====
ANCP-String State Assoc.
```

```
-----
7330-ISAM-E47 atm 1/1/01/01:19425.64048 ANCP Up
-----
Number of ANCP-Strings : 1
=====
A:active>show>service>id>gsmp
```

sessions

Syntax

```
sessions [nat-group nat-group-id] [mda mda-id] [protocol {gre | icmp | icmp6 | tcp | udp | unknown}]
  [inside-ip ip-prefix[/ ip-prefix-length]] [inside-router router-instance] [inside-port port-number] [
outside-ip ipv4-address] [outside-port port-number] [foreign-ip ip-address] [foreign-port port-
number] [dslite-address ipv6-address] [wlan-gw-ue ieee-address] [next-index index] [upnp]
  [member member-id] [nat-policy policy-name] [dest-ip ip-address] [firewall-policy policy-name] [
address-type addr-type] [I2-aware-subscriber sub-ident]
```

Context

[\[Tree\]](#) (tools>dump>nat sessions)

Full Context

tools dump nat sessions

Description

This command dumps ISA sessions.

Parameters

icmp

Specifies to dump only ICMP information.

ieee-address

Specifies a MAC address, using the format xx:xx:xx:xx:xx:xx or xx-xx-xx-xx-xx-xx.

ip-address

Specifies an IPv4 or IPv6 address.

Values *ipv4-address* — a.b.c.d
ipv6-address — x:x:x:x:x:x:x (eight 16-bit pieces)
 x:x:x:x:x:d.d.d.d
 x — 0 to FFFF (in hexadecimal)
 d — 0 to 255 (in decimal)

ipv4-address

Specifies an IPv4 address.

Values a.b.c.d

ipv6-address

Specifies an IPv6 address.

Values x:x:x:x:x:x:x (eight 16-bit pieces)
x:x:x:x:x:d.d.d.d
x — 0 to FFFF (in hexadecimal)
d — 0 to 255 (in decimal)

mda-id

Specifies an MDA ID.

Values slot/mda

nat-group-id

Specifies a NAT group ID.

Values 1 to 4

policy-name

Specifies a policy name, up to 32 characters maximum.

port-number

Specifies a port number.

Values 0 to 65535

router-instance

Specifies a router name or service ID.

tcp

Specifies to dump only TCP information.

udp

Specifies to dump only UDP information.

upnp

Specifies to dump only UPNP information.

Platforms

7450 ESS, 7750 SR, 7750 SR-e, 7750 SR-s, VSR

Output

The following is sample output for this command.

Sample Output

```
*A:SR12_PPP0E# tools dump nat sessions
=====
Matched 2 sessions on Slot #3 MDA #1
=====
Owner           : LSN-Host@10.2.3.4
Router          : 100
FlowType        : UDP PortFwd
```

```

Inside IP Addr      : 10.2.3.4      Inside Port        : 666
Outside IP Addr    : 10.0.0.6      Outside Port       : 666
Foreign IP Addr    : *            Foreign Port       : *
Dest IP Addr       : *            Dest Port          : *
-----
Owner              : LSN-Host@10.2.3.4
Router            : 100
FlowType          : TCP PortFwd
Inside IP Addr    : 10.2.3.4      Inside Port        : 666
Outside IP Addr    : 10.0.0.6      Outside Port       : 666
Foreign IP Addr    : *            Foreign Port       : *
Dest IP Addr       : *            Dest Port          : *
-----
=====
Matched 1 session on Slot #3 MDA #2
=====
Owner              : LSN-Host@2001:db8:470:1f00:ffff:189
Router            : 100
FlowType          : TCP           Timeout (sec)      : 6769
Inside IP Addr    : 192.168.16.218 Inside Port        : 41555
Outside IP Addr    : 10.0.0.5      Outside Port       : 1529
Foreign IP Addr    : 10.0.0.1      Foreign Port       : 22
Dest IP Addr       : 10.0.0.1      Dest Port          : 22
-----
=====
*A:SR12_PPP0E#
  
```

sessions

Syntax

```

sessions [test-family {ethernet | ip | mpls}]
sessions [test-family {ethernet | ip | mpls}] detectable-rx-errors
sessions [test-family {ethernet | ip | mpls}] detectable-tx-errors
sessions [test-family {ethernet | ip | mpls}] event-mon
sessions [test-family {ethernet | ip | mpls}] streaming delay
  
```

Context

[\[Tree\]](#) (show>oam-pm sessions)

Full Context

```
show oam-pm sessions
```

Description

This command shows a summary of the OAM Performance Monitoring sessions.

Parameters

test-family

Shows all sessions that match the specified test family type when an optional filter is included.

ethernet

Specifies Ethernet session types.

ip

Specifies IP session types.

mpls

Specifies MPLS session types.

event-mon

Specifies a summary of all event monitoring and current state for each session.

detectable-rx-errors

Specifies to display all MPLS sessions with a reported non-successful return code. The results of all return codes, other than "success", are included. When a return code is not available it is reported as "none". Sessions with a successful return code are filtered and not displayed in the list. This is specific to **test-family mpls** only.

detectable-tx-errors

Specifies to provide a summary of tests with detectable transmission errors that prevent the test from sending packets. Not all errors are detectable.

streaming delay

Displays all sessions with an assigned delay template.

Platforms

All

Output

The following is an example of OAM-PM session summary information.

Sample Output

```

show oam-pm sessions
=====
OAM Performance Monitoring Session Summary for the Ethernet Test Family
=====
Session                               State  Bin Group  Sess Type  Test Types
-----
vpls1000-PM-AL5-1/1/9:1000.1000      Act    2          proactive  DMM      SLM
vpls1000-PM-YL4-1/1/9:1000.1000      Act    3          proactive  DMM      SLM
=====
OAM Performance Monitoring Session Summary for the IP Test Family
=====
Session                               State  Bin Group  Sess Type  Test Types
-----
=====
OAM Performance Monitoring Session Summary for the MPLS Test Family
=====
Session                               State  Bin Group  Sess Type  Test Types
-----
mpls-dm-static-31-28                  Act    2          proactive  DM
mpls-dm-rsvp-31-to-28                  Act    2          proactive  DM
  
```

```

mpls-dm-rsvp-auto-31-to-28      Act      2  proactive      DM
=====

show oam-pm sessions event-mon
=====
OAM Performance Monitoring Event Summary for the Ethernet Test Family
=====
Event Monitoring Table Legend:
F = Forward, B = Backward, R = Round Trip, A = Aggregate,
- = Threshold Not Config, c = Threshold Config, * = TCA Active, P = Pending
=====
Session                          Test  FD FDR IFDV FLR CHLI HLI UNAV UDAV UDUN
Type                               FBR FBR  FBR  FB  FBA FBA  FBA  FBA  FBA
-----
vpls1000-PM-AL5-1/1/9:1000.1000  DMM  --- --- ---
vpls1000-PM-AL5-1/1/9:1000.1000  SLM
vpls1000-PM-YL4-1/1/9:1000.1000  DMM  --c --- ---
vpls1000-PM-YL4-1/1/9:1000.1000  SLM
=====

OAM Performance Monitoring Event Summary for the IP Test Family
=====
Event Monitoring Table Legend:
F = Forward, B = Backward, R = Round Trip, A = Aggregate,
- = Threshold Not Config, c = Threshold Config, * = TCA Active, P = Pending
=====
Session                          Test  FD FDR IFDV FLR CHLI HLI UNAV UDAV UDUN
Type                               FBR FBR  FBR  FB  FBA FBA  FBA  FBA  FBA
-----
=====
  
```

```

show oam-pm sessions detectable-rx-errors
=====
OAM Performance Monitoring Receive Error Summary: MPLS Test Family
=====
Session                          Test  MPLS DM Receive Status
Type                               Type
-----
S0                                DM    unexpected MPLS test Rx status code
S2                                DM    Notify: Data Format Invalid
S3                                DM    Notify: Initialization in Progress
S4                                DM    Notify: Data Reset Occurred
S5                                DM    Notify: Resource Temporarily Unavail
S6                                DM    unexpected MPLS test Rx status code
S16                               DM    Error: Unspecified Error
S17                               DM    Error: Unsupported Version
S18                               DM    Error: Unsupported Control Code
S19                               DM    Error: Unsupported Data Format
S20                               DM    Error: Authentication Failure
S21                               DM    Error: Invalid Destination Node Id
S22                               DM    Error: Connection Mismatch
S23                               DM    Error: Unsupported Mand TLV Object
S24                               DM    Error: Unsupported Query Interval
S25                               DM    Error: Administrative Block
S26                               DM    Error: Resource Unavailable
S27                               DM    Error: Resource Released
S28                               DM    Error: Invalid Message
S29                               DM    Error: Protocol Error
S30                               DM    unexpected MPLS test Rx status code
S256                              DM
S257                              DM    Error: Timeout
  
```

```
S258 DM unexpected MPLS test Rx status code
=====
show oam-pm sessions detectable-tx-errors
=====
OAM Performance Monitoring Transmit Error Summary: Ethernet Test Family
=====
Session Test Detectable Transmit Error
Type
-----
vpls1000-PM-YL4-1/1/9:1000.1000 DMM MEP is administratively down
vpls1000-PM-YL4-1/1/9:1000.1000 SLM MEP is administratively down
=====
OAM Performance Monitoring Transmit Error Summary: IP Test Family
=====
Session Test Detectable Transmit Error
Type
-----
```

```
show oam-pm sessions streaming delay
=====
OAM-PM Streaming Delay Summary for the Ethernet Test Family
=====
Session Test Type Test State Str Template Admin
-----
eth-circuit-service-epipel DMM Inact Up
=====
OAM-PM Streaming Delay Summary for the IP Test Family
=====
Session Test Type Test State Str Template Admin
-----
ip-lpb111-SR-TE-LSP TWL Act Up
ip-circuit-service-vprn2 TWL Act Up
ip-rtr-telemetry-streaming TWL Act Up
=====
OAM-PM Streaming Delay Summary for the MPLS Test Family
=====
Session Test Type Test State Str Template Admin
-----
mpls-dm-rsvp-PE-2-PE-1 DM Act Up
mpls-dm-static-PE-2-PE-1 DM Act Up
mpls-dm-rsvp-PE-2-PE-1-hop1 DM Act Up
mpls-dm-rsvp-auto-PE-2-PE-1 DM Act Template Not Found
=====
```

22.51 set-epoch-value

set-epoch-value

Syntax

set-epoch-value *value*

Context

[\[Tree\]](#) (tools>perform>router>pcp-server set-epoch-value)

Full Context

tools perform router pcp-server set-epoch-value

Description

This command sets the epoch value for a specified PCP server.

Parameters

value

Specifies the epoch value.

Values 0 to 4294967295

Platforms

7450 ESS, 7750 SR, 7750 SR-e, 7750 SR-s, VSR

22.52 set-fabric-speed

set-fabric-speed

Syntax

set-fabric-speed *fabric-speed*

Context

[\[Tree\]](#) (tools>perform>system set-fabric-speed)

Full Context

tools perform system set-fabric-speed

Description

This command configures the fabric speed. This command is necessary to define the mode of operation for the system.

Default

set-fabric-speed none (for the 7750 SR-7s/14s FP4 and 7950 XRS systems)

set-fabric-speed fabric-speed-d (for the 7750 SR-7s/14s FP5 systems)

set-fabric-speed fabric-speed-a (for the other 7750 SR and 7450 ESS systems)

Parameters

fabric-speed

Specifies the fabric speed of the system.

Values fabric-speed-a — Sets the chassis to operate at the following speeds using N+1 switch fabric redundancy:

- up to 100 Gb/s per slot for the 7450 ESS-7/12 and the 7750 SR-7/12
- up to 200 Gb/s per slot for the 7750 SR-12e

This permits a mixture of FP2- and FP3-based cards to co-exist.

fabric-speed-b — Sets the chassis to operate at the following speeds using N+1 switch fabric redundancy:

- up to 200 Gb/s per slot for the 7450 ESS-7/12 and the 7750 SR-7/12
- up to 400 Gb/s per slot for the 7750 SR-12e

All cards in the system are required to be FP3-based (FP3 IMM or newer). The system does not support any FP2-based cards when the chassis is set to **fabric-speed-b**.

fabric-speed-c — Sets the use of both FP3- and FP4-based cards and is compatible with SFM6 for the 7750 SR-7/12/12e and 7450 ESS-7/12. This speed is mandatory if FP4 cards are used. The performance of FP3 cards is the same as **fabric-speed-b**. For the 7950 XRS 20/20e this parameter enables the use of both FP3- and FP4-based cards and is compatible with **sfm2-x20s**. The performance of FP3 cards is the same as the **none** parameter.

fabric-speed-d — Sets the use of FP4- and FP5-based cards and is compatible with **sfm2-s** for the 7750 SR-7s and 7750 SR-14s. This speed is mandatory if FP5 cards are used.

none — For a 7950 XRS-20/20e, enables use of only FP3 cards. For 7750 SR-7s/14s, enables the use of only FP4 cards.

Platforms

7450 ESS, 7750 SR-7/12/12e, 7750 SR-7s, 7750 SR-14s, 7950 XRS

22.53 set-role

set-role

Syntax

set-role {*extension* | *master* | *standalone*}

Context

[Tree] (tools>perform>chassis set-role)

Full Context

tools perform chassis set-role

Description

This command sets the role of the 7950 XRS chassis from which the command is invoked.

- When run on a standalone chassis this will update the EEPROM on the (one) Chassis backplane.
- Master and Extension chassis are blocked if any SFMs are configured as type **sfm-x20** (must be **sfm-x20-b**). The following message displays:
- When the **extension** option is specified, the chassis will immediately reboot as part of the command. The following warning and prompt will be provided:

```
WARNING: You are about to provision the chassis as an XRS-40 Extension chassis.  
This chassis will immediately reboot after the command is executed. No CLI shell is  
available directly on an Extension chassis. An Extension chassis will not completely  
boot up unless it is properly cabled to and controlled by an XRS-40 Master  
chassis. Do you wish to proceed (yes/no) ?
```

- When the **master** option is specified, the chassis will immediately reboot as part of the command. The Operational mode is not changed until a reboot is performed. The following warning and prompt will be provided:

```
WARNING: You are about to provision the chassis as an XRS-  
40 Master chassis. This chassis will immediately reboot after the command is  
execute  
  
Do you wish to proceed (yes/no) ?
```

- When the **master** or **extension** options are specified and the chassis has any SFM slots with a configured type of **sfm-x20**, then the command will fail with the following message:

```
Configured sfm-type of sfm-x20 is not compatible with XRS-40 mode operation.
```

If you want to change the role of the chassis anyways, you can deconfigure the SFMs and then change the role.

Platforms

7950 XRS

22.54 set-trim-mode

set-trim-mode

Syntax

set-trim-mode *set-trim-mode*

Context

[\[Tree\]](#) (tools>perform>system set-trim-mode)

Full Context

tools perform system set-trim-mode

Description

This command should only be used with authorized direction of Nokia technical support.

Parameters

set-trim-mode

Specifies the trim operating mode for the system.

Values trim-mode-a, trim-mode-b

Platforms

7450 ESS, 7750 SR-7/12/12e

22.55 sflow

sflow

Syntax

sflow

Context

[\[Tree\]](#) (show sflow)

Full Context

show sflow

Description

This command displays the primary and backup receiver statistics, the mapping configuration and a summary of how many ports and SAPs have sFlow enabled.

[Table 462: Show sFlow Output Fields](#) describes the show sFlow output fields.

Platforms

7750 SR, 7750 SR-s, 7950 XRS

Output

The following is an example of sFlow information.

Sample Output

```
*B:bkvm10# show sflow
=====
sFlow Status
=====
Receiver          : pat
Max Data Size     : 312

IP Addr Primary   : 10.120.142.163:6343
Packets Sent      : 2572
Packet Errors     : 2
Last Packet Sent  : 07/08/2014 22:23:57nt

IP Addr Backup    : N/A
Packets Sent      : 0
Packet Errors     : 0
Last Packet Sent  : No Pkts sent
-----
Counter Pollers
-----
Port              No. of SAPs
-----
1/1/2             3
1/2/1             0
-----
No. of sFlow counter pollers: 2
-----
Counter Mappings
-----
Direction        Policer/Queue  Traffic Type
-----
egress           queue 1        unicast
egress           queue 5        multicast
egress           queue 8        broadcast
ingress          policer 1      unicast
ingress          policer 6      multicast
ingress          policer 12     broadcast
-----
No. of sFlow counter mappings: 6
=====
```

Table 462: Show sFlow Output Fields

Label	Description
sFlow Status	
Receiver	Displays the configured name for the sFlow receiver.

Label	Description
Max Data Size	The configured maximum data size for sFlow UDP packets.
IP Addr Primary	The primary IP address and destination port for sFlow receiver.
IP Addr Backup	The backup IP address and destination port for sFlow receiver.
Packets Sent	The number of packets sent successfully to the primary or backup receiver destination, since the destination was configured, CPM card HA switchover, or system reboot.
Packet Errors	The number of packets that could not be sent to the primary or backup receiver destination because of an error, since the destination was configured, CPM card HA switchover, or system reboot. An example of an error is destination IP not reachable.
Last Packet Sent	Displays the date and time of the last packet sent.
Counter Pollers	
Port	Displays the port on which sFlow is enabled.
No. of SAPs	The number of SAPs on the port with sFlow enabled.
No. of sFlow counter pollers	The number of sFlow counter pollers.
Counter Mappings	
Direction	Displays the direction of traffic (ingress or egress) the map entry applies to.
Policer/Queue	Displays the policer or queue instance being mapped by sFlow map.
Traffic type	Displays the type of sFlow traffic statistics (unicast, multicast or broadcast) that the policer/queue maps to.
No. of sFlow counter mappings	The number of entries in the sFlow ingress and egress counter map.

22.56 sfm

sfm

Syntax

sfm *sfm-name* [**force**]

Context

[\[Tree\]](#) (clear sfm)

Full Context

clear sfm

Description

This command resets the SFM.

Parameters

sfm-name

Specifies the SFM identifier.

Values	1 to 16 (7950 XRS)
	1 to 8 (7750-SR-14s)
	1, 2 (all other platforms)

force

Performs the reset without a confirmation prompt.

Platforms

7450 ESS, 7750 SR-7/12/12e, 7750 SR-2s, 7750 SR-7s, 7750 SR-14s, 7950 XRS

sfm

Syntax

sfm [*sfm-name*] [**detail**]

sfm [*sfm-name*] **icport** [**down**] [**degraded**]

Context

[\[Tree\]](#) (show sfm)

Full Context

show sfm

Description

This command displays SFM status information.

Parameters

sfm-name

Specifies the SFM identifier.

Values 1, 2, 3, 4, 5, 6, 7, 8, 9, 10, 11, 12, 13, 14, 15, 16

icport

Displays interconnect port information.

down

Displays interconnect ports that are not operational.

degraded

Displays interconnect ports that are associated with fabric degradation.

detail

Displays detailed information about the SFM.

Platforms

7450 ESS, 7750 SR-7/12/12e, 7750 SR-2s, 7750 SR-7s, 7750 SR-14s, 7950 XRS

Output

See the following sections for output samples:

- [Sample Output: show sfm](#)
- [Sample Output: show sfm <sfm-id> detail](#)
- [Sample Output: show sfm icport](#)
- [Output Fields: show sfm](#)

Sample Output: show sfm

```
A:7950 XRS-20# show sfm
=====
SFM Summary
=====
Slot   Provisioned Type           Admin Operational   Comments
       Equipped Type (if different) State State
-----
1      sfm-x20                    up    up
2      sfm-x20                    up    up
3      sfm-x20                    up    up
4      sfm-x20                    up    up
5      sfm-x20                    up    up
6      (not provisioned)         up    unprovisioned
       sfm-x20
7      (not provisioned)         up    unprovisioned
       sfm-x20
8      (not provisioned)         up    unprovisioned
       sfm-x20
=====
```

Sample Output: show sfm <sfm-id> detail

```
A:7950 XRS-20# show sfm 2 detail
=====
```

```

Fabric 2
=====
Slot   Provisioned Type           Admin Operational  Comments
      Equipped Type (if different) State State
-----
2      (not provisioned)       up   unprovisioned
      sfm-x20

Hardware Data
  Part number           : xx
  CLEI code             : xx
  Serial number         : xx
  Manufacture date      : xx
  Manufacturing string   : xx
  Manufacturing deviations : xx
  Manufacturing assembly number : xx
  Administrative state  : up
  Operational state     : unprovisioned
  Time of last boot     : N/A
  Current alarm state   : alarm cleared
=====

Inter Chassis SFM Interconnect
SFM Interconnect Port 1
oper state : no-link
Misconnect Info : Fabric 3 IcPort 14
SFF Status : not-equipped
fabric degrade state : none
  
```

Sample Output: show sfm icport

```

*A:myNode# show sfm icport
=====
SFM Interconnect Port Summary
=====
SFMSFM IcPort IcPort Module Degrade Miscon.Info
Oper State Num Oper State Inserted State SFM IcPort
-----
1 unprovisioned 1 up yes none
1 unprovisioned 2 invalid-conne* no degraded 3 14
2 up 2 indeterminate no none
2 up 3 up no degraded
2 up 5 no-link no none
2 up 14 indeterminate yes degraded
=====
* indicates that the corresponding row element may have been truncated.
=====

*A:myNode# show sfm icport down
=====
SFM Interconnect Port Summary
=====
SFM SFM IcPortIcPortModuleDegradeMiscon. Info
Oper StateNumOper StateInsertedStateSFM IcPort
-----
1 unprovisioned 2invalid-conne*nodegraded 3 14
2 up 2indeterminatenonone
2 up5no-linknonone
2 up14indeterminateyesdegraded
=====
* indicates that the corresponding row element may have been truncated.
=====

*A:myNode# show sfm icport degraded
  
```

```

=====
SFM Interconnect Port Summary
=====
SFM SFMIcPortIcPortModuleDegradeMiscon. Info
Oper StateNumOper StateInserted State SFM IcPort
-----
2 up 3 up no degraded
2 up 14 indeterminate yes degraded
=====
    
```

Output Fields: show sfm

Table 463: Output Fields: show sfm describes output fields for the **show sfm** command.

Table 463: Output Fields: show sfm

Label	Description
Slot	The number of the slot in which the SFM is installed.
Provisioned Type Equipped Type (if different)	The SFM type provisioned.
Admin State	The administrative state.
Operational State	The operational state.
Hardware Data	
Part number	The SFM part number.
CLEI code	The SFM CLEI code.
Serial number	The SFM serial number.
Manufacture date	The date the SFM was manufactured.
Manufacturing deviations	Specifies any manufacturing deviations.
Manufacturing assembly number	The SFM assembly number.
Administrative state	Specifies the administrative state of the SFM.
Operational state	Specifies the operational state of the SFM.
Time of last boot	Indicates the time stamp of the last system restart.
Current alarm state	Indicates the current alarm state.
Inter Chassis SFM Interconnect	
SFM Interconnect Port	Port number of the interconnect port.
oper state	Up — The SFM is administratively up. Down — The SFM is administratively down.

Label	Description
Misconnect Info	Only displayed if the oper state is invalid-connection .
SFF Status	The SFF status
fabric degrade state	Indicates state.

22.57 sfm-interco-test

sfm-interco-test

Syntax

sfm-interco-test [sfm x]

Context

[Tree] (tools>perform>system>inter-chassis sfm-interco-test)

Full Context

tools perform system inter-chassis sfm-interco-test

Description

Use this command to run inter-chassis SFM loopback tests for the 7950 XRS.

Run on an out-of-service standalone chassis that will later become the Extension chassis of an XRS-40 system. The out of service chassis (Chassis 1 – future Master chassis) must be connected by means of SFM interconnect links (cable bundles) before this test is run. This test operates without requiring any XCMs in either chassis, but they can be present.

The test should not be initiated from Chassis 1.

The following conditions must be satisfied for the test to be permitted:

- The system must be in standalone mode; error message:

The test can only be performed on a standalone system

- The system must have only XRS-40 compatible SFMs provisioned; error message:

The chassis can not have SFMs with a configured type of sfm-x20s-b when performing the test

- All provisioned SFMs must be operational; error message:

All provisioned SFMs must be operational before performing the test

- The same test cannot be running in another session (that is, only one test can be executed at a time); error message:

```
The test is already in-progress in another session
```

Other notes (which are also relayed to the operator when the test is attempted):

- All provisioned XCMs will be reset at the start of the test and will be held in the *booting* state until the test has completed.
- All SFMs will be cleared when the operator exits the test. This will trigger a reset of the XCMs and the standby CPM.

Platforms

7950 XRS

Output

The following output is an example of SFM interconnection test information.

Sample Output

```
*A:Dut-A# tools perform system inter-chassis sfm-interco-test
WARNING: This test is intended for an out-of-service standalone chassis that is
going to later become the extension chassis of an XRS-40 system.
```

```
At the start of the test, all provisioned IOMs will be reset and will be held
in the 'booting' state until the test has completed.
```

```
While the test is running avoid altering this system or the attached system
(e.g. do not shutdown, clear, or remove the CPMs/SFMs/IOMs and do not issue
CPM switchovers)
```

```
Once testing has completed all SFMs in this system will be cleared.
```

```
Do you wish to proceed (y/n)? y
Clearing provisioned IOMs ...
Test executing ...
Displaying results
```

```
=====
SFM Interconnect Port Summary
=====
```

SFM	SFM Oper State	IcPort Num	IcPort Oper State	Module Inserted	Degrade State	Miscon SFM	Info IcPort
1	up	1	up	yes	none		
1	up	2	up	yes	none		
1	up	3	up	yes	none		
1	up	4	up	yes	none		
1	up	5	up	yes	none		
1	up	6	up	yes	none		
1	up	7	up	yes	none		
1	up	8	up	yes	none		
1	up	9	up	yes	none		
1	up	10	up	yes	none		
1	up	11	up	yes	none		
1	up	12	up	yes	none		
1	up	13	up	yes	none		
1	up	14	up	yes	none		

2	up	1	up	yes	none
2	up	2	up	yes	none
2	up	3	up	yes	none
2	up	4	up	yes	none
2	up	5	up	yes	none
2	up	6	up	yes	none
2	up	7	up	yes	none
2	up	8	up	yes	none
2	up	9	up	yes	none
2	up	10	up	yes	none
2	up	11	up	yes	none
2	up	12	up	yes	none
2	up	13	up	yes	none
2	up	14	up	yes	none
3	up	1	up	yes	none
3	up	2	up	yes	none
3	up	3	up	yes	none
3	up	4	up	yes	none
3	up	5	up	yes	none
3	up	6	up	yes	none
3	up	7	up	yes	none
3	up	8	up	yes	none
3	up	9	up	yes	none
3	up	10	up	yes	none
3	up	11	up	yes	none
3	up	12	up	yes	none
3	up	13	up	yes	none
3	up	14	up	yes	none
4	up	1	up	yes	none
4	up	2	up	yes	none
4	up	3	up	yes	none
4	up	4	up	yes	none
4	up	5	up	yes	none
4	up	6	up	yes	none
4	up	7	up	yes	none
4	up	8	up	yes	none
4	up	9	up	yes	none
4	up	10	up	yes	none
4	up	11	up	yes	none
4	up	12	up	yes	none
4	up	13	up	yes	none
4	up	14	up	yes	none
5	up	1	up	yes	none
5	up	2	up	yes	none
5	up	3	up	yes	none
5	up	4	up	yes	none
5	up	5	up	yes	none
5	up	6	up	yes	none
5	up	7	up	yes	none
5	up	8	up	yes	none
5	up	9	up	yes	none
5	up	10	up	yes	none
5	up	11	up	yes	none
5	up	12	up	yes	none
5	up	13	up	yes	none
5	up	14	up	yes	none
6	up	1	up	yes	none
6	up	2	up	yes	none
6	up	3	up	yes	none
6	up	4	up	yes	none
6	up	5	up	yes	none
6	up	6	up	yes	none
6	up	7	up	yes	none
6	up	8	up	yes	none

```

6      up      9      up      yes     none
6      up     10     up      yes     none
6      up     11     up      yes     none
6      up     12     up      yes     none
6      up     13     up      yes     none
6      up     14     up      yes     none
7      up      1      up      yes     none
7      up      2      up      yes     none
7      up      3      up      yes     none
7      up      4      up      yes     none
7      up      5      up      yes     none
7      up      6      up      yes     none
7      up      7      up      yes     none
7      up      8      up      yes     none
7      up      9      up      yes     none
7      up     10     up      yes     none
7      up     11     up      yes     none
7      up     12     up      yes     none
7      up     13     up      yes     none
7      up     14     up      yes     none
8      up      1      up      yes     none
8      up      2      up      yes     none
8      up      3      up      yes     none
8      up      4      up      yes     none
8      up      5      up      yes     none
8      up      6      up      yes     none
8      up      7      up      yes     none
8      up      8      up      yes     none
8      up      9      up      yes     none
8      up     10     up      yes     none
8      up     11     up      yes     none
8      up     12     up      yes     none
8      up     13     up      yes     none
8      up     14     up      yes     none
=====

```

Correct any mis-cabling and replace any suspected faulty equipment. Press Q to quit the test or any other key to run the test again. q
 Test complete, clearing the SFMs to return them to normal operational state.
 Done. Exiting test.

22.58 sgt-qos

sgt-qos

Syntax

sgt-qos

Context

[Tree] (show>router sgt-qos)

Full Context

show router sgt-qos

Description

This command displays QoS information for self-generated traffic. In the output, "none" means that the default values for each application are used, not that there is no value set. For a list of application defaults, refer to "QoS for Self-Generated (CPU) Traffic on Network Interfaces" in the *7450 ESS, 7750 SR, 7950 XRS, and VSR Quality of Service Guide*.

Platforms

All

22.59 sham-link

sham-link

Syntax

sham-link [*interface-name*] [**detail**]

sham-link *interface-name* **remote** *ip-address* [**detail**]

Context

[\[Tree\]](#) (show>router>ospf sham-link)

Full Context

show router ospf sham-link

Description

This command displays OSPFv2 sham-link neighbor information.

Parameters

interface-name

Displays only the sham link identified by this interface name, up to 32 characters.

remote

Displays sham-link information for the sham link identified by the specified remote IP address.

ip-address

Displays only the sham link identified by this IP address.

Platforms

All

Output

The following output is an example of OSPFv2 sham-link neighbor information and [Table 464: Sham Links Output Fields](#) describes the output fields.

Sample Output

```

show router 1 ospf sham-link detail
=====
Rtr vprn1 OSPFv2 Instance 0 Sham-Links (detail)
=====
-----
Interface: myshamif1 Remote Nbr: 50.0.1.2
-----
Local IP Address : 50.0.1.1
Area Id          : 0.0.0.0          Last Enabled    : 08/12/2021 13:09:05
Admin Status     : Enabled          Oper State      : Point To Point
Transit Delay    : 1 sec           Retrans Intrvl  : 5 sec
Hello Intrvl     : 1 sec           Rtr Dead Intrvl : 3 sec
Cfg Metric       : 10              Auth Type       : None
If Events        : 1
Tot Rx Packets   : 0               Tot Tx Packets  : 32
Rx Hellos        : 0               Tx Hellos       : 32
Rx DBDs          : 0               Tx DBDs         : 0
Rx LSRs          : 0               Tx LSRs         : 0
Rx LSUs          : 0               Tx LSUs         : 0
Rx LS Acks       : 0               Tx LS Acks      : 0
Discards         : 0               Tx Failures     : 0
                                   Retransmits     : 0

Bad Networks     : 0
Bad Areas        : 0               Bad Dest Addrs  : 0
Bad Auth Types   : 0               Auth Failures   : 0
Bad Neighbors    : 0               Bad Pkt Types   : 0
Bad Lengths      : 0               Bad Hello Int.  : 0
Bad Dead Int.    : 0               Bad Options     : 0
Bad Versions     : 0               Bad Checksums   : 0
=====

```

Table 464: Sham Links Output Fields

Label	Description
If Name	IP interface name
Nbr IP	IP address of the neighbor
Metric	The metric associated with the interface
Adm	The administrative state of the interface
Oper	The operational state of the interface
No. of OSPF Sham-links	Number of sham links configured
Tx Failures	Transmitted OSPF packets that are dropped due to resource shortage

22.60 sham-link-neighbor

sham-link-neighbor

Syntax

sham-link-neighbor [**detail**]

sham-link-neighbor *interface-name* **remote** *ip-address* [**detail**]

Context

[\[Tree\]](#) (show>router>ospf sham-link-neighbor)

Full Context

show router ospf sham-link-neighbor

Description

This command displays OSPFv2 sham-link neighbor information.

Parameters

interface-name

Displays only the sham-link neighbor identified by this interface name, up to 32 characters.

remote

Displays sham-link neighbor information for the neighbor identified by the specified remote IP address.

ip-address

Displays only the sham-link neighbor identified by this IP address.

Platforms

All

22.61 shared-queue

shared-queue

Syntax

shared-queue [*shared-queue-policy-name*] [**detail**]

Context

[\[Tree\]](#) (show>qos shared-queue)

Full Context

show qos shared-queue

Description

This command displays shared-queue policy information.

Parameters

shared-queue-policy-name

The shared-queue policy name.

detail

Displays detailed information about the shared-queue policy.

Platforms

All

Output

The following output is an example of shared-queue QoS policy information, and [Table 465: Show QoS Shared Queue Output Fields](#) describes shared-queue QoS policy output fields.

Sample Output

```
*A:PE# show qos shared-queue

=====
Shared Queue Policies
=====
Policy-Id          Description
-----
default            Default Shared Queue Policy
policer-output-queues  Default Policer Output Shared Queue Policy
egress-pbr-ingress-queues  Egress PBR Ingress Shared Queue Policy
=====
*A:PE#
```

Table 465: Show QoS Shared Queue Output Fields

Label	Description
Policy	The ID that uniquely identifies the policy.
Description	A text string that helps identify the policy context in the configuration file.

22.62 shcv-policy

shcv-policy

Syntax

shcv-policy [*policy-name*]

Context

[\[Tree\]](#) (show>subscr-mgmt shcv-policy)

Full Context

show subscriber-mgmt shcv-policy

Description

This command displays the SHCV policy parameters.

Parameters

policy-name

Specifies the SHCV policy name, up to 32 characters.

Platforms

7450 ESS, 7750 SR, 7750 SR-a, 7750 SR-e, 7750 SR-s, VSR

Output

The following is an example of SHCV policy information. [Table 466: SHCV Policy Field Descriptions](#) describes the output fields.

Sample Output

```
# show subscriber-mgmt shcv-policy "shcv-1"
=====
SHCV policy "shcv-1"
=====
Description                : (Not Specified)
Last management change     : 09/27/2021 09:50:58
VPLS
IPv4 source address        : (Not Specified)
Source MAC address         : (Not Specified)
Layer 3
Source IP address origin   : interface
Unnumbered source IP address: (Not Specified)
Periodic
Administrative state       : enabled
Action                     : alarm
Interval (minutes)        : 30
Retry count                : 2
Retry timeout (s)          : 10
-----
Triggered
-----
ip-conflict
Administrative state       : enabled
Retry count                : 1
Retry timeout (s)          : 1
host-limit-exceeded
Administrative state       : enabled
Retry count                : 1
Retry timeout (s)          : 1
inactivity
Administrative state       : enabled
Retry count                : 2
Retry timeout (s)          : 10
```



```

mobility
Administrative state      : enabled
Retry count              : 1
Retry timeout (s)        : 1
mac-learning
Administrative state      : enabled
Retry count              : 2
Retry timeout (s)        : 10
=====
    
```

Table 466: SHCV Policy Field Descriptions

Label	Description
Description	Displays the SHCV policy description
Last management change	Displays the date and time when the policy was last changed
VPLS	SHCV parameters applicable for VPLS services
IPv4 source address	Displays the IPv4 source address (sender IP address) used in SHCV ARP requests sent to host addresses learned using DHCP snooping in a VPLS service
Source MAC address	Displays the source MAC address used in SHCV ARP requests sent to host addresses learned using DHCP snooping in a VPLS service
Layer 3	SHCV parameters applicable for Layer 3 services
Source IP address origin	Displays the source IP address origin: <ul style="list-style-type: none"> interface = use the interface MAC and IP address as source addresses for SHCV ARP requests on regular IES or VPRN interfaces vrrp = use the VRRP MAC and IP address as source addresses for SHCV ARP requests on regular IES or VPRN interfaces when in SRRP master state
Unnumbered source IP address	Displays the IPv4 source address (sender IP address) used in SHCV ARP requests for unnumbered hosts
Periodic	SHCV parameters applicable for periodic and OAM checks
Administrative state	Displays the administrative state for periodic and OAM checks (enabled, disabled)
Action	Displays the action for unsuccessful checks: <ul style="list-style-type: none"> alarm = raise an event remove = raise an event and delete the subscriber host from the system
Interval (minutes)	Displays the interval between subsequent periodic checks

Label	Description
Retry count	Displays the number of SHCV check retries when no response is received within the retry timeout interval
Retry timeout (s)	Displays the time to wait for an SHCV check response before the next retry or execution of the SHCV unsuccessful check action
Triggered	SHCV parameters applicable for triggered checks
<i>ip-conflict</i>	SHCV parameters applicable for checks triggered by an IP conflict: a new host with different MAC address and same IP address as an existing host active on the same SAP
Administrative state	Displays the administrative state for ip-conflict triggered checks (enabled, disabled)
Retry count	Displays the number of SHCV check retries when no response is received within the retry timeout interval
Retry timeout (s)	Displays the time to wait for an SHCV check response before the next retry or deletion of the existing host from the system
<i>host-limit-exceeded</i>	SHCV parameters applicable for checks triggered by a host limit exceeded event
Administrative state	Displays the administrative state for host-limit-exceeded triggered checks (enabled, disabled)
Retry count	Displays the number of SHCV check retries when no response is received within the retry timeout interval
Retry timeout (s)	Displays the time to wait for an SHCV check response before the next retry or deletion of the unresponsive existing host from the system
<i>inactivity</i>	SHCV parameters applicable for checks triggered by an inactivity detection
Administrative state	Displays the administrative state for host-limit-exceeded triggered checks (enabled, disabled)
Retry count	Displays the number of SHCV check retries when no response is received within the retry timeout interval
Retry timeout (s)	Displays the time to wait for an SHCV check response before the next retry or deletion of the unresponsive inactive host from the system
<i>mobility</i>	SHCV parameters applicable for checks triggered by a mobility event: a new host with same MAC address and same IP address as an existing host active on a different SAP
Administrative state	Displays the administrative state for mobility triggered checks (enabled, disabled)

Label	Description
Retry count	Displays the number of SHCV check retries when no response is received within the retry timeout interval
Retry timeout (s)	Displays the time to wait for an SHCV check response before the next retry or deletion of the existing host from the system
mac-learning	SHCV parameters applicable for checks triggered for mac learning of IP only static hosts
Administrative state	Displays the administrative state for mac-learning triggered checks (enabled, disabled)
Retry count	Displays the number of SHCV check retries when no response is received within the retry timeout interval
Retry timeout (s)	Displays the time to wait for an SHCV check response before the next retry

22.63 sid-egress-stats

sid-egress-stats

Syntax

```
sid-egress-stats adj [interface-name]  
sid-egress-stats adj-set [id]  
sid-egress-stats all  
sid-egress-stats node [ip-prefix[/ prefix-length]]
```

Context

```
[Tree] (clear>router>ospf sid-egress-stats)  
[Tree] (clear>router>isis sid-egress-stats)
```

Full Context

```
clear router ospf sid-egress-stats  
clear router isis sid-egress-stats
```

Description

This command clears the IS-IS or OSPF egress SID statistics.

Parameters

adj

Clears the egress statistics of the adjacency SID specified by the corresponding interface name. Clears all adjacency SIDs egress statistics if no adjacency SID is specified.

interface-name

Clears the SID egress statistics for the interface specified by this interface name up to 32 characters.

adj-set

Clears the egress statistics of the adjacency set specified by the corresponding ID. Clears all adjacency sets egress statistics if no adjacency set is specified.

id

Clears the SID egress statistics for the identifier specified for this adjacency set.

Values 0 to 4294967295

all

Clears all the SID egress statistics.

node

Clears the egress statistics for the node SID specified by the corresponding prefix. Clears all node SIDs egress statistics if no node SID is specified.

ip-prefix[/prefix-length]

Clears the IP prefix and prefix length of the node SID.

Values ipv4-prefix:
• a.b.c.d (host bits must be 0)
ipv4-prefix-length: [0 to 32]

Platforms

All

sid-egress-stats

Syntax

sid-egress-stats adj [*interface-name*]

sid-egress-stats all

sid-egress-stats node [*ip-prefix[/ prefix-length]*]

Context

[Tree] (clear>router>ospf3 sid-egress-stats)

Full Context

clear router ospf3 sid-egress-stats

Description

This command clears the OSPF3 egress SID statistics.

Parameters

adj

Clears the egress statistics of the adjacency SID specified by the corresponding interface name. Clears all adjacency SIDs egress statistics if no adjacency SID is specified.

interface-name

Clears the SID egress statistics for the interface specified by this interface name up to 32 characters.

all

Clears all the SID egress statistics.

node

Clears the egress statistics for the node SID specified by the corresponding prefix. Clears all node SIDs egress statistics if no node SID is specified.

ip-prefix[/prefix-length]

Clears the IP prefix and prefix length of the node SID.

- Values**
- ipv4-prefix:
 - a.b.c.d (host bits must be 0)
 - ipv4-prefix-length: [0 to 32]
 - ipv6-prefix:
 - x:x:x:x:x:x:x (eight 16-bit pieces)
 - x:x:x:x:x:d.d.d.d
 - x: [0 to FFFF]H
 - d: [0 to 255]D
 - ipv6-prefix-length: [0 to 128]

Platforms

All

22.64 sid-ingress-stats

sid-ingress-stats

Syntax

sid-ingress-stats adj [*interface-name*]

sid-ingress-stats adj-set [*id*]

sid-ingress-stats all

sid-ingress-stats node [*ip-prefix*[/ *prefix-length*]]

Context

[\[Tree\]](#) (clear>router>isis sid-ingress-stats)

[\[Tree\]](#) (clear>router>ospf sid-ingress-stats)

Full Context

clear router isis sid-ingress-stats

clear router ospf sid-ingress-stats

Description

This command clears the IS-IS or OSPF ingress SID statistics.

Parameters

adj

Clears the ingress statistics of the adjacency SID specified by the corresponding interface name. Clears all adjacency SIDs ingress statistics if no adjacency SID is specified.

interface-name

Clears the SID ingress statistics for the interface specified by this interface name up to 32 characters.

adj-set

Clears the ingress statistics of the adjacency set specified by the corresponding ID. Clears all adjacency sets ingress statistics if no adjacency set is specified.

id

Clears the SID ingress statistics for the identifier specified for this adjacency set.

Values 0 to 4294967295

all

Clears all the SID ingress statistics.

node

Clears the ingress statistics for the node SID specified by the corresponding prefix. Clears all node SIDs ingress statistics if no node SID is specified.

ip-prefix[/prefix-length]

Clears the IP prefix and prefix length of the node SID.

Values ipv4-prefix:
• a.b.c.d (host bits must be 0)
ipv4-prefix-length: [0 to 32]

Platforms

All

sid-ingress-stats

Syntax

sid-ingress-stats adj [*interface-name*]

sid-ingress-stats all

sid-ingress-stats node [*ip-prefix*[/ *prefix-length*]]

Context

[Tree] (clear>router>ospf3 sid-ingress-stats)

Full Context

clear router ospf3 sid-ingress-stats

Description

This command clears the OSPF3 ingress SID statistics.

Parameters

adj

Clears the ingress statistics of the adjacency SID specified by the corresponding interface name. Clears all adjacency SIDs ingress statistics if no adjacency SID is specified.

interface-name

Clears the SID ingress statistics for the interface specified by this interface name up to 32 characters.

all

Clears all the SID ingress statistics.

node

Clears the ingress statistics for the node SID specified by the corresponding prefix. Clears all node SIDs ingress statistics if no node SID is specified.

ip-prefix[/*prefix-length*]

Clears the IP prefix and prefix length of the node SID.

Values

ipv4-prefix:

- a.b.c.d (host bits must be 0)

ipv4-prefix-length: [0 to 32]

ipv6-prefix:

- x:x:x:x:x:x:x (eight 16-bit pieces)
- x:x:x:x:x:d.d.d.d
- x: [0 to FFFF]H
- d: [0 to 255]D

ipv6-prefix-length: [0 to 128]

Platforms

All

22.65 sid-stats

sid-stats

Syntax

sid-stats adj [*interface-name*]

sid-stats adj-set [*id*]

sid-stats node [*ip-prefix*[/ *prefix-length*]] [**algo** *algo-id*]

sid-stats summary

Context

[\[Tree\]](#) (show>router>ospf sid-stats)

[\[Tree\]](#) (show>router>isis sid-stats)

Full Context

show router ospf sid-stats

show router isis sid-stats

Description

This command displays information about IGP SIDs statistics.

Parameters

interface-name

Displays only the SID statistics identified by this interface name up to 32 characters.

id

Displays the adjacency set ID.

Values 0 to 4294967295

ip-prefix[/*prefix-length*]

Displays information for the specified IP prefix and prefix length.

Values ipv4-prefix:
• a.b.c.d (host bits must be 0)
ipv4-prefix-length: [0 to 32]

algo-id

Displays the algorithm identifier.

Values 0 to 255

adj

Displays the ingress and egress statistics, if any, of the adjacency SID specified by the corresponding interface name. Displays statistics for all adjacency SIDs if none is specified.

adj-set

Displays the ingress and egress statistics, if any, of the adjacency set specified by its associated ID. Displays statistics for all adjacency sets if none is specified.

node

Displays the ingress and egress statistics, if any, of the node SID specified by the corresponding prefix. Displays statistics for all node SIDs if none is specified.

algo

Displays statistics for the specified algorithm identifier.

summary

Displays statistics indices usage for SID statistics.

Platforms

All

Output

The following outputs are examples of SID statistics information and [Table 467: SID Statistics Adjacency Set Output Fields](#) describes the output fields.

Sample Output

The **show router ospf sid-stats adj** command displays statistics for adjacency SIDs.

```

=====
Label          : 20001                Type          : adjacency
Prefix         : 10.1.2.2/32
Interface      : to_Dut-B
Ingress Oper State: enabled          Egress Oper State : enabled
Ingress Octets : 0                   Egress Octets    : 0
Ingress Packets : 0                   Egress Packets   : 0
...
=====

```

The **show router ospf sid-stats adj-set** command displays statistics for adjacency set SIDs.

```

=====
Label          : 20001                Type          : adjacencySet
Prefix         : 2.1.20.10/32
Adjacency-set  : 23
Ingress Oper State: enabled          Egress Oper State : enabled
Ingress Octets : 0                   Egress Octets    : 0
Ingress Packets : 0                   Egress Packets   : 0
...
=====

```

The **show router ospf sid-stats node** command displays statistics for the specified algorithm.

```
*A:Dut-C# show router ospf sid-stats node algo 128
```

```

=====
Rtr Base OSPFv2 Instance 0 Sid Statistics
=====
Ingress Label      : 101282          Type           : node
Prefix            : 10.20.1.2/32
Algorithm         : 128
Ingress Oper State: disabled       Egress Oper State : disabled
Ingress Octets    : 0              Egress Octets    : 0
Ingress Packets   : 0              Egress Packets   : 0
Ingress Label     : 101283          Type           : node
Prefix            : 10.20.1.3/32
Algorithm         : 128
Ingress Oper State: disabled       Egress Oper State : disabled
Ingress Octets    : 0              Egress Octets    : 0
Ingress Packets   : 0              Egress Packets   : 0
Ingress Label     : 101285          Type           : node
Prefix            : 10.20.1.5/32
Algorithm         : 128
Ingress Oper State: disabled       Egress Oper State : disabled
Ingress Octets    : 0              Egress Octets    : 0
Ingress Packets   : 0              Egress Packets   : 0
-----
Sid count : 3
=====
*A:Dut-C#

```

The **show router ospf sid-stats node** command displays statistics for node SIDs.

```

=====
Label              : 20001          Type           : node
Prefix            : 1.1.1.1/32
Ingress Oper State: enabled       Egress Oper State : enabled
Ingress Octets    : 0              Egress Octets    : 0
Ingress Packets   : 0              Egress Packets   : 0
...
=====

```

The **show router ospf sid-stats summary** command displays summary statistics for SIDs.

```

=====
Rtr Base OSPFv2 Instance 0 Sid Statistics (summary)
=====
SID Statistics summary
=====
Node           Adj           Adj-Set
-----
SID Ingress Statistics indexes : 0/0           0/0           0/0
SID Egress Statistics indexes  : 0/0           0/0           0/0
-----
<stats>/<sids> : <stats> = number of statistics indexes of specified type
                  <sids> = total number of SIDs of specified type for which the
                        statistic is applicable
=====

```

Table 467: SID Statistics Adjacency Set Output Fields

Label	Description
Label	The ILM MPLS label corresponding to the SID.

Label	Description
Type	The type of the SID.
Prefix	The prefix corresponding to the node SID, or the IP address of the neighbor (adjacency SID) or the destination IP associated to the adjacency set.
Interface	The OSPF interface.
Ingress Oper State	Indicates if ingress statistics are enabled or disabled, or if no statistics index is allocated to that SID (no resources).
Egress Oper State	Indicates if egress statistics are enabled or disabled, or if no statistics index is allocated to that SID (no resources).
Ingress Octets	The number of octets received on ingress for that SID.
Egress Octets	The number of octets sent on egress for that SID.
Ingress Packets	The number of packets received on ingress for that SID.
Egress Packets	The number of packets sent on egress for that SID.

sid-stats

Syntax

sid-stats adj [*interface-name*]
sid-stats node [*ip-prefix*[/ *prefix-length*]]
sid-stats summary

Context

[\[Tree\]](#) (show>router>ospf3 sid-stats)

Full Context

show router ospf3 sid-stats

Description

This command displays information about IGP SIDs statistics.

Parameters

adj

Displays the ingress and egress statistics, if any, of the adjacency SID specified by the corresponding interface name. Displays statistics for all adjacency SIDs if none is specified.

interface-name

Displays only the SID statistics identified by this interface name up to 32 characters.

node

Displays the ingress and egress statistics, if any, of the node SID specified by the corresponding prefix. Displays statistics for all node SIDs if none is specified.

ip-prefix[/prefix-length]

Displays information for the specified IP prefix and prefix length.

- Values**
- ipv4-prefix:
 - a.b.c.d (host bits must be 0)
 - ipv4-prefix-length: [0 to 32]

summary

Displays stat indices usage for SID statistics.

Platforms

All

Output

The following outputs are an example of SID statistics information

Sample Output

The **show router ospf3 sid-stats adj** command displays statistics for adjacency SIDs.

```

=====
Label           : 20001           Type           : adjacency
Prefix          : 10.1.2.2/32
Interface       : to_Dut-B
Ingress Oper State: enabled      Egress Oper State : enabled
Ingress Octets  : 0              Egress Octets     : 0
Ingress Packets : 0              Egress Packets    : 0
...
=====
  
```

The **show router ospf3 sid-stats node** command displays statistics for node SIDs.

```

=====
Label           : 20001           Type           : node
Prefix          : 1.1.1.1/32
Ingress Oper State: enabled      Egress Oper State : enabled
Ingress Octets  : 0              Egress Octets     : 0
Ingress Packets : 0              Egress Packets    : 0
...
=====
  
```

The **show router ospf3 sid-stats summary** command displays summary statistics for SIDs.

```

=====
Rtr Base OSPFv3 Instance 0 Sid Statistics (summary)
=====
SID Statistics summary
=====
Node           Adj
-----
  
```

```
SID Ingress Statistics indexes : 0/0          0/0
SID Egress Statistics indexes  : 0/0          0/0
-----
<stats>/<sids> : <stats> = number of statistics indexes of specified type
                  <sids> = total number of SIDs of specified type for which the
                        statistic is applicable
=====
```

22.66 site

site

Syntax

site [detail]
site *name*

Context

[\[Tree\]](#) (show>service>id site)

Full Context

show service id site

Description

This command displays sites configured for the service.

Parameters

name
Specifies the site name up to 32 characters in length

Platforms

All

site

Syntax

site *name*

Context

[\[Tree\]](#) (clear>service>id site)

Full Context

clear service id site

Description

This command clears site-specific information for the service.

Parameters

name

Clears information about the specified service name, up to 32 characters.

Values 1 to 2147483648

Platforms

All

22.67 site-using

site-using

Syntax

site-using [**site-name** *name*] [**site-id** *site-id*]

Context

[\[Tree\]](#) (show>service site-using)

Full Context

show service site-using

Description

This command displays BGP multi-homing sites used by services.

Parameters

name

Specifies the BGP multi-homing site name, up to 32 characters.

site-id

Specifies the BGP multi-homing site ID.

Values 1 to 65535

Platforms

All

22.68 sla-profile

sla-profile

Syntax

sla-profile [*sla-profile-name* [**association**]]

Context

[Tree] (show>subscr-mgmt sla-profile)

Full Context

show subscriber-mgmt sla-profile

Description

This command displays SLA profile information.

Parameters

sla-profile-name

Specifies an existing SLA profile name.

association

Displays the association information configured with the specified *sla-profile-name*.

Platforms

7450 ESS, 7750 SR, 7750 SR-a, 7750 SR-e, 7750 SR-s, VSR

Output

The following is an example of subscriber management SLA profile information.

Sample Output

```
# show subscriber-mgmt sla-profile "sla-profile-1"
=====
SLA Profile sla-profile-1
=====
Description           : (Not Specified)
Control plane(s)      : local
Host Limits           : overall 1
                       ipv4-overall 1
                       ipv4-arp 1
                       ipv4-dhcp 1
                       ipv4-ppp 1
                       ipv6-overall 1
                       ipv6-pd-overall 1
                       ipv6-pd-ipoe-dhcp 1
                       ipv6-pd-ppp-dhcp 1
                       ipv6-wan-overall 1
                       ipv6-wan-ipoe-dhcp 1
                       ipv6-wan-ipoe-slaac 1
                       ipv6-wan-ppp-dhcp 1
```

```

    ipv6-wan-ppp-slaac 1
    lac-overall 1
    remove-oldest
Session Limits      : ipoe 1
                   : pppoe-local 1
                   : pppoe-lac 1
                   : pppoe-overall 1
                   : l2tp-lns 1
                   : l2tp-lts 1
                   : l2tp-overall 1
                   : overall 1
Egr Sched-Policy   : N/A
Ingress Qos-Policy : 1
Ingress Queuing Type : Service-queuing (Not Applicable to Policer)
Egress Qos-Policy   : 1
Ingr IP Fltr-Id    : N/A
Egr IP Fltr-Id     : N/A
Ingr IPv6 Fltr-Id  : N/A
Egr IPv6 Fltr-Id   : N/A
Ingress Report-Rate : Maximum
Egress Report-Rate  : Maximum
Egress Remarking    : from Sap Qos
Credit Control Pol. : N/A
Category Map        : (Not Specified)
Use ing L2TP DSCP    : false
Default SPI sharing : per-sap
Hs-Agg-Rate-Limit   : Maximum
Egress HS Q stat mode : no-override
Bonding Rate-thresh. : high 90 low 80
Bonding Weight       : weight 100 5
Last Mgmt Change    : 09/30/2020 15:22:30
=====
-----
Ingress Queue Overrides
-----
Queue Rate      CIR      HiPrio  CBS      MBS      AvgOvrHd  StatMode
-----
No ingress overrides configured.
-----
Egress Queue Overrides
-----
Queue Rate      CIR      HiPrio  CBS      MBS      AvgOvrHd  StatMode
HsClsWght HsWrrWght HsWredQueuePol
-----
No egress overrides configured.
-----
Ingress Policer Overrides
-----
Plcr Rate      CIR      CBS      MBS      ByteOffset StatMode
-----
No ingress overrides configured.
-----
Egress Policer Overrides
-----
Plcr Rate      CIR      CBS      MBS      ByteOffset StatMode
-----
No egress overrides configured.
-----
QoS statistics aggregation
-----
Ingress policers: all
Ingress queues  : all
Egress policers : all
Egress queues   : all
-----
Egress HS WRR Group Overrides

```



```
-----  
WrrGroupId      ClassWeight      Rate  
-----  
No egress overrides configured.  
=====
```

```
# show subscriber-mgmt sla-profile  
=====  
SLA Profiles  
=====
```

Name	Description
sla_default	
sla_prof100_VOIP	
sla_prof110_VOIP	
sla_prof120_VOIP	
sla_prof130_VOIP	
sla_prof140_VOIP	
sla_prof230_VOIP	
sla_prof80	
sla_prof80_VOIP	
sla_prof81_VOIP	
sla_prof90_VOIP	
sla_profPC1	
sla_profPC2	
sla_profPC3	

```
-----  
Number of SLA Profiles : 14  
=====
```

```
A:Dut-A#  
  
# show subscriber-mgmt sla-profile sla_prof100_VOIP association  
=====
```

SLA Profile
sla_prof100_VOIP

```
-----  
SAP Default-Profile Associations  
-----  
No associations found.  
-----  
SAP Static Host Associations  
-----  
No associations found.  
-----  
SAP Non-Sub-Traffic-Profile Associations  
-----  
No associations found.  
-----  
Sub-Ident-Policy Profile Map Associations  
-----  
Policy-name : sub_ident_all  
- Key : sla_prof100_VOIP  
-----  
Sub-Profile Map Associations  
-----  
No associations found.  
-----  
Explicit Subscriber Map Associations  
-----  
No associations found.  
=====
```

[Table 468: SLA Profile Field Descriptions](#) describes subscriber management SLA profile output fields.

Table 468: SLA Profile Field Descriptions

Field	Description
Name	The Service Level Agreement (SLA) profile name
Description	The user provided description of this policy
Number of SLA Profiles	The total number of SLA profiles configured on this node
Control plane(s)	The SLA profile controlled by local control plane or CUPS control plane
Host Limits	The configured maximum number of hosts per SLA profile instance
Session Limits	The configured maximum number of sessions per SLA profile instance
Ingress Qos-Policy	The ingress QoS policy ID
Egress Qos-Policy	The egress QoS policy ID
Ingress Queuing Type	The queuing type
Ingress Filter-Id	The ingress IP filter
Egress Filter-Id	The egress IP filter
Last Mgmt Change	The time and date of the most recent management-initiated change
Queue	The ingress queue ID
Rate	The SLA profile queue rate
CIR	The CIR rate
HiPrio	The number of high priority packets as determined by the SLA profile ingress QoS policy
CBS	The amount of reserved buffer space (in bytes) for the policer
MBS	The amount of buffer space (in bytes) allowed for the policer

22.69 slaac

slaac

Syntax

slaac

Context

[\[Tree\]](#) (clear>service>id slaac)

Full Context

clear service id slaac

Description

Commands in this context clear Stateless Address Auto-Configuration (SLAAC) related data for the service.

Platforms

7450 ESS, 7750 SR, 7750 SR-a, 7750 SR-e, 7750 SR-s, VSR

slaac

Syntax

slaac

Context

[\[Tree\]](#) (show>service>id slaac)

Full Context

show service id slaac

Description

This command displays SLAAC information.

Platforms

7450 ESS, 7750 SR, 7750 SR-a, 7750 SR-e, 7750 SR-s, VSR

22.70 slm

slm

Syntax

slm *Imm* [*interval seconds*] [*repeat repeat*] [*absolute | rate*]

Context

[\[Tree\]](#) (monitor>oam-pm>session slm)

Full Context

monitor oam-pm session slm

Description

This command monitors the Ethernet Synthetic Loss Measurement (SLM) statistics for the specified test's raw measurement interval.

Parameters

seconds

Specifies the time interval, in seconds.

Values 3 to 60

Default 10

repeat

Specifies the number of times the command is repeated.

Values 1 to 999

Default 10

absolute

Specifies that the raw statistics are displayed, without processing. No calculations are performed on the delta or rate statistics.

rate

Specifies that the rate-per-second is displayed.

Default delta

Platforms

All

slm

Syntax

slm

Context

[\[Tree\]](#) (show>oam-pm>stats>session slm)

Full Context

```
show oam-pm statistics session slm
```

Description

This command selects the session's Ethernet SLM test for the statistical display.

Platforms

All

22.71 slope-policy

slope-policy

Syntax

```
slope-policy [slope-policy-name] [detail]
```

Context

[\[Tree\]](#) (show>qos slope-policy)

Full Context

```
show qos slope-policy
```

Description

This command displays slope policy information.

Parameters

slope-policy-name

The name of the slope policy.

detail

Displays detailed information about the slope policy.

Platforms

All

Output

The following output is an example of slope QoS policy information, and [Table 469: Show QoS Slope Policy Output Fields](#) describes slope QoS policy output fields.

Sample Output

```

*A:PE# show qos slope-policy "slope1"
=====
QoS Slope Policy
=====
Policy          : slope1
Description     : (Not Specified)
Time Avg       : 7
-----
HighPlus Slope Parameters
-----
Start Avg      : 75                Admin State   : Enabled
Max Avg       : 100               Max Prob.    : 100
-----
High Slope Parameters
-----
Start Avg      : 50                Admin State   : Enabled
Max Avg       : 65                Max Prob.    : 100
-----
Low Slope Parameters
-----
Start Avg      : 30                Admin State   : Enabled
Max Avg       : 40                Max Prob.    : 100
-----
Exceed Slope Parameters
-----
Start Avg      : 10                Admin State   : Enabled
Max Avg       : 25                Max Prob.    : 100
=====
*A:PE#
*A:PE# show qos slope-policy "slope1" detail
=====
QoS Slope Policy
=====
Policy          : slope1
Description     : (Not Specified)
Time Avg       : 7
-----
HighPlus Slope Parameters
-----
Start Avg      : 75                Admin State   : Enabled
Max Avg       : 100               Max Prob.    : 100
-----
High Slope Parameters
-----
Start Avg      : 50                Admin State   : Enabled
Max Avg       : 65                Max Prob.    : 100
-----
Low Slope Parameters
-----
Start Avg      : 30                Admin State   : Enabled
Max Avg       : 40                Max Prob.    : 100
-----
Exceed Slope Parameters
-----
Start Avg      : 10                Admin State   : Enabled
Max Avg       : 25                Max Prob.    : 100
-----
Associations
-----
Object Type Object Id   Application      Pool
-----
No Matching Entries
  
```

```

-----
No Matching Entries
-----
WRED Slot/FP Associations
-----
Slot      FP
-----
No Matching Entries
-----
WRED SAP Queue Associations
-----
Policy-Id Queue-Id
-----
No Matching Entries
-----
WRED QoS Queue-Group Associations
-----
Queue-Group                Queue-Id
-----
No Matching Entries
=====
*A:PE#
  
```

Table 469: Show QoS Slope Policy Output Fields

Label	Description
Policy	The ID that uniquely identifies the policy.
Description	A string that identifies the policy context in the configuration file.
Time Avg	The weighting between the previous shared buffer average utilization result and the new shared buffer utilization.
Slope Parameters	
Start Avg	Specifies the RED slope position for the shared buffer average utilization value where the packet discard probability starts to increase above zero.
Max Avg	Specifies the percentage of the shared buffer space for the buffer pool at which point the drop probability becomes one, expressed as a decimal integer.
Admin State	Enabled The administrative status of the RED slope is enabled. Disabled The administrative status of the RED slope is disabled.
Max Prob.	Specifies the RED slope position for the maximum non-one packet discard probability value before the packet discard probability rises directly to one.

22.72 smet

smet

Syntax

```
smet [hunt | detail] [rd rd] [community comm-id] [tag tag] [next-hop next-hop] [aspath-regex reg-exp]  
[originator-ip ip-address | ipv6-address]
```

Context

[\[Tree\]](#) (show>router>bgp>routes>evpn smet)

Full Context

```
show router bgp routes evpn smet
```

Description

This command displays BGP-EVPN SMET routes.

Parameters

hunt

Displays entries for the specified route.

detail

Displays detailed information.

rd

Displays information for the route distinguisher.

Values *ip-addr:comm-val | 2byte-asnumber:ext-comm-val | 4byte-asnumber:comm-val*

comm-id

Specifies the community ID, up to 72 characters.

Values *[as-num:comm-val | ext-comm | well-known-comm]*

where:

- *as-num* — 0 to 65535
- *comm-val* — 0 to 65535
- *ext-comm* — the extended community, defined as the following:
type:{ ip-address:comm-val1 | as-number1:comm-val2 | as-number2:comm-val1 }

where:

- *as-number1* — 0 to 65535
- *comm-val1* — 0 to 65535
- **type** — target, origin

- *ip-address* — a.b.c.d
- *comm-val2* — 0 to 4294967295
- *as-number2* — 0 to 4294967295
- *well-known-comm* — **null** | **no-export** | **no-export-subconfed** | **no-advertise** |

tag

Specifies the SMET route tag.

Values 0to 4294967295 | MAX-ET

next-hop

Specifies the IPv4 or IPv6 BGP next-hop address.

Values

ipv4-address:	a.b.c.d
ipv6-address:	x:x:x:x:x:x:x (eight 16-bit pieces)
	x:x:x:x:x:d.d.d.d
	x: [0 to FFFF]H
	d: [0 to 255]D

reg-exp

Displays routes matching the specified regular expression, up to 80 characters.

ip-address | **ipv6-address**

Specifies the originator IPv4 or IPv6 address, up to 64 characters.

Platforms

All

22.73 snippets

snippets

Syntax

snippets [**detail**]

snippets name *snippet-name* [**instance** *snippet-instance*] [**detail**]

Context

[\[Tree\]](#) (show>service>dynsvc>script snippets)

Full Context

show service dynamic-services script snippets

Description

This command displays the dynamic services snippets information. A snippet is the name of a set of Python functions to create, modify or destroy configuration; for example: a snippet called 'vprn' to create, modify, or destroy VPRN services.

The CLI output generated by a single dynamic service python function call is a snippet instance.



Note:

This command is not available in the MD-CLI.

Parameters

detail

Displays dynamic services snippet information.

snippet-name

Specifies the snippet name.

snippet-instance

Specifies the snippet instance.

Platforms

7450 ESS, 7750 SR, 7750 SR-a, 7750 SR-e, 7750 SR-s, VSR

Output

The following output show examples of dynamic service snippets.

Sample Output

```
# show service dynamic-services script snippets
=====
Dynamic Services Snippets
=====
Name                Instance                Ref-count  Dict-len
-----
vprn                 VRF-1                   1          75
vprn_1               1/1/1:1.901             0          190
-----
No. of Snippets: 2
=====

# show service dynamic-services script snippets detail
=====
Dynamic Service Snippets
=====
Snippet              : vprn:VRF-1
-----
reference-count      : 1
dictionary-length    : 75

Root-object
-----
oid                  : svcRowStatus.100000
```

```

Reserved-id
-----
id           : service-id:100000
-----
Snippet      : vprn_1:1/1/1:1.901
-----
reference-count : 0
dictionary-length : 190

Referenced-snippet
-----
snippet      : vprn:VRF-1
-----
No. of Snippets: 2
=====
    
```

[Table 470: Snippets Field Descriptions](#) describes snippets fields.

Table 470: Snippets Field Descriptions

Output field	Description
Name	The snippet name.
Instance	The snippet instance.
Ref-count reference-count	The number of times this snippet is referenced by other snippets.
Dict-len dictionary-length	The length of the python dictionary stored for this snippet.
Root-object	The object created by a Dynamic Service of which the parent is not created by a Dynamic Service.

snippets

Syntax

snippets [detail]

snippets name snippet-name [instance snippet-instance] [detail]

Context

[\[Tree\]](#) (show>service>vsd>script snippets)

Full Context

show service vsd script snippets

Description

This command displays the dynamic services snippets information. The CLI output generated by a single VSD service Python function call is a snippet instance.

Parameters

detail

Displays detailed information.

Platforms

All

Output

Sample Output

```
*A:PE1# show service vsd script snippets name "script"
=====
VSD Dynamic Services Snippets
=====
Name                Instance                Ref-count  Dict-len
-----
script              L2-DOMAIN-5            0          126
-----
No. of Snippets: 1
=====

*A:PE1# show service vsd script snippets name "script" detail
=====
VSD Dynamic Service Snippets
=====
Snippet             : script:L2-DOMAIN-5
-----
reference-count     : 0
dictionary-length   : 126

Root-object
-----
oid                 : 0.0.0.0.0.0.0.0.0.0.0.0.0.0.0.0

Reserved-id
-----
id                  : service-id:64000
-----
No. of Snippets: 1
=====
```

22.74 snmp

snmp

Syntax

snmp

Context

[\[Tree\]](#) (show snmp)

Full Context

show snmp

Description

Commands in this context display SNMP configuration.

Platforms

All

snmp

Syntax

snmp

Context

[\[Tree\]](#) (show>system>security snmp)

Full Context

show system security snmp

Description

Commands in this context show SNMP information.

Platforms

All

22.75 snmp-trap-group

snmp-trap-group

Syntax

snmp-trap-group [*log-id*]

Context

[\[Tree\]](#) (show>service>id>log snmp-trap-group)

Full Context

show service id log snmp-trap-group

Description

This command displays SNMP trap group configuration information.

Parameters

log-id

Displays only SNMP trap group information for the specified trap group log ID.

Values 1 to 100

Platforms

All

Output

SNMP Trap Group Output

[Table 471: SNMP Trap Group Field Descriptions](#) describes SNMP trap group output fields.

Table 471: SNMP Trap Group Field Descriptions

Label	Description
Log-ID	The log destination ID for an event stream.
Address	The IP address of the trap receiver.
Port	The destination UDP port used for sending traps to the destination, expressed as a decimal integer.
Version	Specifies the SNMP version format to use for traps sent to the trap receiver. Valid values are snmpv1, snmpv2c, snmpv3.
Community	The community string required by snmpv1 or snmpv2c trap receivers.
Security-Level	The required authentication and privacy levels required to access the views on this node.
Replay	Indicates whether or not the replay parameter has been configured, enabled or disabled, for the trap-target address.
Replay from	Indicates the sequence ID of the first missed notification that will be replayed when a route is added to the routing table by which trap-target address can be reached. If no notifications are waiting to be replayed this field shows n/a.

Label	Description
Last Replay	Indicates the last time missed events were replayed to the trap-target address. If no events have ever been replayed this field shows never.

snmp-trap-group

Syntax

snmp-trap-group [*log-id-or-log-name*]

Context

[\[Tree\]](#) (show>log snmp-trap-group)

Full Context

show log snmp-trap-group

Description

This command displays SNMP trap group configuration information.

Parameters

log-id-or-log-name

Displays only SNMP trap group information for the specified trap group log ID, up to 64 characters.

Platforms

All

Output

The following is an example of SNMP trap group information.

[Table 472: SNMP Trap Group Output Fields](#) describes SNMP trap group output fields.

Sample Output

```
A:SetupCLI>config>log>snmp-trap-group# show log snmp-trap-group 44
=====
SNMP Trap Group 44
=====
Description : none
-----
Name       : ntt-test
Address    : 10.10.10.3
Port      : 162
Version   : v2c
Community  : ntttesting
Sec. Level : none
Replay    : disabled
Replay from : n/a
```

```

Last replay : never
-----
Name       : test2
Address    : 10.20.20.5
Port       : 162
Version    : v2c
Community  : ntttesting
Sec. Level : none
Replay     : disabled
Replay from : n/a
Last replay : never
=====
A:SetupCLI>config>log>snmp-trap-group#
  
```

Table 472: SNMP Trap Group Output Fields

Label	Description
Log-ID/Name	The log destination ID or name for an event stream.
Address	The IP address of the trap receiver,
Port	The destination UDP port used for sending traps to the destination, expressed as a decimal integer.
Version	Specifies the SNMP version format to use for traps sent to the trap receiver. Valid values are snmpv1, snmpv2c, snmpv3.
Community	The community string required by snmpv1 or snmpv2c trap receivers.
Security-Level	The required authentication and privacy levels required to access the views on this node.
Replay	Indicates whether or not the replay parameter has been configured, enabled or disabled, for the trap-target address.
Replay from	Indicates the sequence ID of the first missed notification that will be replayed when a route is added to the routing table by which trap-target address can be reached. If no notifications are waiting to be replayed this field shows n/a.
Last Replay	Indicates the last time missed events were replayed to the trap-target address. If no events have ever been replayed this field shows never.

22.76 sntp

sntp

Syntax

sntp

Context

[\[Tree\]](#) (show>system sntp)

Full Context

show system sntp

Description

This command displays SNTP protocol configuration and state.

Platforms

All

Output

The following output is an example of SNTP information, and [Table 473: System SNTP Field Descriptions](#) describes the output fields.

Sample Output

```
A:ALA-1# show system sntp
=====
SNTP
=====
SNTP Server          Version          Preference       Interval
-----
10.10.20.253        3                Preferred        64
=====
A:ALA-1#
```

Table 473: System SNTP Field Descriptions

Label	Description
SNTP Server	The SNTP server address for SNTP unicast client mode.
Version	The SNTP version number, expressed as an integer.
Preference	Normal — When more than one time server is configured, one server can be configured to have preference over another. Preferred — Indicates that this server has preference over another.
Interval	The frequency, in seconds, that the server is queried.

22.77 sockets

sockets

Syntax

sockets

Context

[\[Tree\]](#) (tools>dump>router>ldp sockets)

Full Context

tools dump router ldp sockets

Description

This command dumps information for all LDP sockets.

Platforms

All

22.78 software-repository

software-repository

Syntax

software-repository [*repository-name*]

Context

[\[Tree\]](#) (show>system software-repository)

Full Context

show system software-repository

Description

This command displays software repository information.

Parameters

repository-name

Specifies the software repository name, up to 32 characters.

Platforms

7450 ESS, 7750 SR, 7750 SR-a, 7750 SR-e, 7750 SR-s, 7950 XRS

22.79 source

source

Syntax

source [*ip-address/mask*] [**type** {**configured** | **dynamic** | **both**}] [**detail**]

Context

[\[Tree\]](#) (show>router>msdp source)

Full Context

show router msdp source

Description

This command displays the discovery method for this multicast source.

Parameters

configured

Displays user-created sources.

dynamic

Displays dynamically created sources.

both

Displays both user-configured and dynamically created sources.

detail

Displays detailed MSDP source information.

Platforms

All

22.80 source-active

source-active

Syntax

source-active [{**group** *ip-address* | **local** | **originator** *ip-address* | **peer** *ip-address* | **source** *ip-address* | **group** *ip-address* **source** *ip-address*}] [**detail**]

Context

[\[Tree\]](#) (show>router>msdp source-active)

Full Context

show router msdp source-active

Description

This command displays source active messages accepted by MSDP.

Parameters

group *ip-address*

Displays information about the specified group IP address.

local

Displays information about local source-active messages.

originator *ip-address*

Displays information about the specified originator IP address.

peer *ip-address*

Displays information about the specified peer IP address.

source *ip-address*

Displays information about the specified source IP address.

group *ip-address*

Displays information about the specified group IP address.

detail

Displays detailed MSDP source-active information.

Platforms

All

Output

The following is an example of MSDP source active information. [Table 474: MSDP Source-Active Fields](#) provides MSDP source active field descriptions.

Sample Output

```
A:ALA-48# show router msdp source-active
=====
MSDP Source Active Info
=====
Grp Address      Src Address      Origin RP        Peer Address State Timer
```

```

-----
239.100.0.0      10.112.1.2      10.20.1.1      10.20.1.1 69
239.100.0.1      10.112.1.2      10.20.1.1      10.20.1.1 69
239.100.0.2      10.112.1.2      10.20.1.1      10.20.1.1 69
239.100.0.3      10.112.1.2      10.20.1.1      10.20.1.1 69
239.100.0.4      10.112.1.2      10.20.1.1      10.20.1.1 69
239.100.0.5      10.112.1.2      10.20.1.1      10.20.1.1 69
239.100.0.6      10.112.1.2      10.20.1.1      10.20.1.1 69
239.100.0.7      10.112.1.2      10.20.1.1      10.20.1.1 69
239.100.0.8      10.112.1.2      10.20.1.1      10.20.1.1 69
239.100.0.9      10.112.1.2      10.20.1.1      10.20.1.1 69
-----
MSDP Source Active : 10
=====
A:ALA-48#

A:ALA-48# show router msdp source-active detail
=====
MSDP Source Active
=====
Group Address      : 239.100.0.0      Source Address      : 10.112.1.2
Origin RP          : 10.20.1.1      Peer Address       : 10.20.1.1
State Timer        : 64          Up Time            : 3d 01:44:25
Group Address      : 239.100.0.1      Source Address      : 10.112.1.2
Origin RP          : 10.20.1.1      Peer Address       : 10.20.1.1
State Timer        : 64          Up Time            : 48d 18:22:29
Group Address      : 239.100.0.2      Source Address      : 10.112.1.2
Origin RP          : 10.20.1.1      Peer Address       : 10.20.1.1
State Timer        : 64          Up Time            : 48d 18:22:29
Group Address      : 239.100.0.3      Source Address      : 10.112.1.2
Origin RP          : 10.20.1.1      Peer Address       : 10.20.1.1
State Timer        : 64          Up Time            : 48d 18:22:29
Group Address      : 239.100.0.4      Source Address      : 10.112.1.2
Origin RP          : 10.20.1.1      Peer Address       : 10.20.1.1
State Timer        : 64          Up Time            : 48d 18:22:29
Group Address      : 239.100.0.5      Source Address      : 10.112.1.2
Origin RP          : 10.20.1.1      Peer Address       : 10.20.1.1
State Timer        : 64          Up Time            : 48d 18:22:29
Group Address      : 239.100.0.7      Source Address      : 10.112.1.2
Origin RP          : 10.20.1.1      Peer Address       : 10.20.1.1
State Timer        : 64          Up Time            : 48d 18:22:29
Group Address      : 239.100.0.8      Source Address      : 10.112.1.2
Origin RP          : 10.20.1.1      Peer Address       : 10.20.1.1
State Timer        : 64          Up Time            : 48d 18:22:29
Group Address      : 239.100.0.9      Source Address      : 10.112.1.2
Origin RP          : 10.20.1.1      Peer Address       : 10.20.1.1
State Timer        : 64          Up Time            : 48d 18:22:29
-----
MSDP Source Active : 10
=====
A:ALA-48#

```

Table 474: MSDP Source-Active Fields

Label	Description
Grp Address	The IP address of the group.
Src Address	The IP address of the source.

Label	Description
Origin RP	The origination rendezvous point (RP) address.
Peer Address	The address of the peer.
State Timer	The time-out value. If the value reaches zero, the SA is removed.

22.81 source-active-rejected

source-active-rejected

Syntax

source-active-rejected [**peer-group** *name*] [**group** *ip-address*] [**source** *ip-address*] [**originator** *ip-address*] [**peer** *ip-address*]

Context

[\[Tree\]](#) (show>router>msdp source-active-rejected)

Full Context

show router msdp source-active-rejected

Description

This command displays source-active messages rejected by MSDP.

Parameters

peer-group *name*

Displays information about rejected source-active messages for the specified peer group.

group *ip-address*

Displays information about the specified group IP address.

source *ip-address*

Displays information about the source address of the source active entry that is rejected.

originator *ip-address*

Displays information about the specified originator IP address.

peer *ip-address*

Displays information about the peer from which this rejected source active entry was last received.

Platforms

All

Output

The following is an example of MSDP rejected source active information. [Table 475: MSDP Source-Active Fields](#) provides MSDP source active field descriptions.

Sample Output

```
*A:ALA-48# show router msdp source-active-rejected
=====
MSDP Source Active Rejected Info
=====
Grp Address      Src Address      Origin RP        Peer Address     Reject Reason
-----
239.100.0.1     10.0.0.1        10.20.0.1       239.0.0.1       Import Policy
239.100.0.2     10.0.0.2        10.20.0.2       239.0.0.2       Export Policy
239.100.0.3     10.0.0.3        10.20.0.3       239.0.0.3       RPF Failure
239.100.0.4     10.0.0.4        10.20.0.4       239.0.0.4       Limit Exceeded
239.100.0.5     10.0.0.5        10.20.0.5       239.0.0.5       Limit Exceeded
239.100.0.6     10.0.0.6        10.20.0.6       239.0.0.6       Limit Exceeded
239.100.0.7     10.0.0.7        10.20.0.7       239.0.0.7       Limit Exceeded
-----
SA Rejected Entries : 7
=====
*A:ALA-48#
```

Table 475: MSDP Source-Active Fields

Label	Description
Grp Address	The IP address of the group.
Src Address	The IP address of the source.
Origin RP	The origination rendezvous point (RP) address.
Peer Address	The address of the peer.
Reject Reason	The reason why this source active entry is rejected.

22.82 source-address

source-address

Syntax

source-address

Context

[\[Tree\]](#) (show>system>security source-address)

Full Context

show system security source-address

Description

This command displays source-address configured for applications.

Platforms

All

Output

The following is an example of source address output information.

[Table 476: Show Source Address Output Fields](#) describes source address output fields.

Sample Output

```
A:SR-7# show system security source-address
=====
Source-Address applications
=====
Application          IP address/Interface Name          Oper status
-----
telnet               10.20.1.7                          Up
radius              loopback1                          Up
=====
A:SR-7#
```

Table 476: Show Source Address Output Fields

Label	Description
Application	Displays the source-address application.
IP address Interface Name	Displays the source address IP address or interface name.
Oper status	Up: The source address is operationally up. Down: The source address is operationally down.

22.83 spb

spb

Syntax

spb

Context

[\[Tree\]](#) (clear>service>id spb)

Full Context

clear service id spb

Description

This command clears SPB related data.

Platforms

All

spb

Syntax

spb

Context

[\[Tree\]](#) (show>service>id spb)

Full Context

show service id spb

Description

Commands in this context display SPB related information.

Platforms

All

22.84 spf

spf

Syntax

spf

Context

[\[Tree\]](#) (show>service>id>spb spf)

Full Context

show service id spb spf

Description

This command displays SPF information.

Platforms

All

Output

The following output is an example of service SPB SPF information.

Sample Output

```
A:cses-B01# show service id spb spf
=====
Path Table
=====
Node                               Interface                               Nexthop
-----
Fwd Tree: unicast,   ECT Alg: low-path-id
-----
cses-B07.00                sap:1/1/20:500                        cses-B07
cses-B01.00                sap:1/1/20:500                        cses-B07
cses-B07.00                sap:1/1/20:500                        cses-B07
Fwd Tree: unicast,   ECT Alg: high-path-id
-----
cses-B07.00                sap:1/1/20:500                        cses-B07
cses-B01.00                sap:1/1/20:500                        cses-B07
cses-B07.00                sap:1/1/20:500                        cses-B07
Fwd Tree: multicast, ECT Alg: low-path-id
-----
cses-B07.00                sap:1/1/20:500                        cses-B07
cses-B01.00                sap:1/1/20:500                        cses-B07
cses-B07.00                sap:1/1/20:500                        cses-B07
Fwd Tree: multicast, ECT Alg: high-path-id
-----
cses-B07.00                sap:1/1/20:500                        cses-B07
cses-B01.00                sap:1/1/20:500                        cses-B07
cses-B07.00                sap:1/1/20:500                        cses-B07
=====
```

spf

Syntax

spf [*lfa*]

Context

[\[Tree\]](#) (show>router>ospf spf)

[\[Tree\]](#) (show>router>ospf3 spf)

Full Context

```
show router ospf spf
show router ospf3 spf
```

Description

This command displays statistics of shortest-path-first (SPF) calculations.

Parameters

lfa

Displays Loop-Free Alternate (LFA) next-hop information.

Platforms

All

Output

SPF Output Fields

[Table 477: SPF Output Fields](#) describes SPF output fields.

Table 477: SPF Output Fields

Label	Description
Total SPF Runs	The total number of SPF runs triggered by new or updated LSAs.
Last Full SPF run @	The date and time when the last full SPF was run.
Last Full SPF Time	The duration, in seconds, of the last full SPF calculation. Last Full SPF Time = Intra SPF Time + Inter SPF Time + Extern SPF Time + RTM Updt Time.
Intra SPF Time	The duration, in seconds, of the Intra-area phase of the last SPF calculation.
Inter SPF Time	The duration, in seconds, of the Inter-area phase of the last SPF calculation.
Extern SPF Time	The duration, in seconds, of the External phase of the last SPF calculation.
RTM Updt Time	The duration, in seconds, of the RTM update phase of the last SPF calculation.
Min/Avg/Max Full SPF Time	Min The minimum time, in seconds, used to perform a full SPF calculation. Avg The average time, in seconds, of all the full SPF calculations performed by this OSPF router.

Label	Description
	Max The maximum time, in seconds, used to perform a full SPF calculation.
Total Sum Incr SPF Runs	The total number of incremental SPF runs triggered by new or updated type-3 and type-4 summary LSAs.
Total Ext Incr SPF Runs	The total number of incremental SPF runs triggered by new or updated type-5 external LSAs.

Sample Output

```
*A:Dut-C# show router ospf spf
=====
Rtr Base OSPFv2 Instance 0 SPF Statistics
=====
Total SPF Runs           : 6
Last Full SPF run @     : 05/27/2015 08:45:25
Last Full SPF Time      : < 0.01 secs
  Intra SPF Time        : < 0.01 secs
  Inter SPF Time        : < 0.01 secs
  Extern SPF Time       : < 0.01 secs
  RTM Updt Time        : < 0.01 secs

Min/Avg/Max Full SPF Times : 0.00/0.00/0.00 secs
Min/Avg/Max RTM Updt Times : 0.00/0.00/0.00 secs

Total Sum Incr SPF Runs : 9
Last Sum Incr SPF run @ : 05/27/2015 08:36:14
Last Sum Incr Calc Time : < 0.01 secs

Total Ext Incr SPF Runs : 0
=====

*A:Dut-C# show router ospf spf lfa
=====
Rtr Base OSPFv2 Instance 0 SPF Statistics
=====
Total SPF Runs           : 6
Last Full SPF run @     : 05/27/2015 08:45:25
Last Full SPF Time      : < 0.01 secs
  Intra SPF Time        : < 0.01 secs
  Inter SPF Time        : < 0.01 secs
  Extern SPF Time       : < 0.01 secs
  RTM Updt Time        : < 0.01 secs

Min/Avg/Max Full SPF Times : 0.00/0.00/0.00 secs
Min/Avg/Max RTM Updt Times : 0.00/0.00/0.00 secs

Total Sum Incr SPF Runs : 9
Last Sum Incr SPF run @ : 05/27/2015 08:36:14
Last Sum Incr Calc Time : < 0.01 secs

Total Ext Incr SPF Runs : 0

Total LFA SPF Runs      : 1
Last LFA SPF run @     : 05/27/2015 08:45:25
Last LFA SPF Time      : < 0.01 secs
Min/Avg/Max LFA SPF Times : 0.00/0.00/0.00 secs
```

```

=====
A:Dut-A# show router ospf 1 spf lfa
=====
Rtr Base 0SPFv2 Instance 1 SPF Statistics
=====
Total SPF Runs          : 6
Last Full SPF run @    : 02/20/2012 09:19:35
Last Full SPF Time     : < 0.01 secs
  Intra SPF Time       : < 0.01 secs
  Inter SPF Time       : < 0.01 secs
  Extern SPF Time      : < 0.01 secs
  RTM Updt Time       : < 0.01 secs

Min/Avg/Max Full SPF Times : 0.00/0.00/0.00 secs
Min/Avg/Max RTM Updt Times : 0.00/0.00/0.00 secs

Total Sum Incr SPF Runs : 0

Total Ext Incr SPF Runs : 0

Total LFA SPF Runs      : 5
Last LFA SPF run @     : 02/20/2012 09:19:35
Last LFA SPF Time      : < 0.01 secs
Min/Avg/Max LFA SPF Times : 0.00/0.00/0.00 secs
=====

A:ALA-A# show router ospf 1 spf
=====
Rtr Base 0SPFv2 Instance 1 SPF Statistics
=====
Total SPF Runs          : 109
Last Full SPF run @    : 11/07/2006 18:43:07
Last Full SPF Time     : < 0.01 secs
  Intra SPF Time       : < 0.01 secs
  Inter SPF Time       : < 0.01 secs
  Extern SPF Time      : < 0.01 secs
  RTM Updt Time       : < 0.01 secs

Min/Avg/Max Full SPF Times : 0.02/0.00/0.06 secs
Min/Avg/Max RTM Updt Times : 0.02/0.00/0.06 secs

Total Sum Incr SPF Runs : 333
Last Sum Incr SPF run @ : 11/07/2006 18:43:09
Last Sum Incr Calc Time : < 0.01 secs

Total Ext Incr SPF Runs : 0
=====
A:ALA-A#
  
```

22.85 spf-log

spf-log

Syntax

spf-log

Context

[\[Tree\]](#) (show>service>id>spb spf-log)

Full Context

show service id spb spf-log

Description

This command displays SPF Log information.

Platforms

All

Output

The following output is an example of service SPB SPF log information.

Sample Output

```
A:cses-B01# show service id spb spf-log
=====
ISIS SPF Log
=====
When                Duration          L1 Nodes   L2 Nodes   Event Count   Type
-----
07/23/2012 16:01:13 <0.01s      1           0           1             Reg
07/23/2012 16:01:19 <0.01s      1           0           4             Reg
07/23/2012 16:01:24 <0.01s      3           0           2             Reg
07/23/2012 16:01:29 <0.01s      4           0           1             Reg
-----
Log Entries : 4
-----
```

spf-log

Syntax

spf-log [detail]

Context

[\[Tree\]](#) (show>router>isis spf-log)

Full Context

show router isis spf-log

Description

This command displays IS-IS SPF log information.

Parameters

detail

Displays detailed spf-log information.

Platforms

All

Output

The following output is an example of SPF log information.

Sample Output

```
*A:Dut-C# show router isis spf-log
=====
Rtr Base ISIS Instance 0 SPF Log
=====
When          Duration      L1 Nodes  L2 Nodes  Event Count  Type
-----
01/26/2015 11:22:19 <0.01s    -         -           -            pLfa
01/26/2015 11:22:19 <0.01s    -         -           -            rLfa
01/26/2015 11:22:20 <0.01s    4         4           25           Reg
01/26/2015 11:22:20 <0.01s    -         -           -            Lfa
01/26/2015 11:22:20 <0.01s    -         -           -            rLfa
01/26/2015 11:22:24 <0.01s    4         4           11           Reg
01/26/2015 11:22:24 <0.01s    -         -           -            Lfa
01/26/2015 11:22:24 <0.01s    -         -           -            rLfa
01/26/2015 11:22:32 <0.01s    4         4           21           Reg
01/26/2015 11:22:32 <0.01s    -         -           -            Lfa
01/26/2015 11:22:32 <0.01s    -         -           -            rLfa
01/26/2015 11:22:33 <0.01s    -         -           -            pSpf
01/26/2015 11:22:33 <0.01s    -         -           -            pLfa
01/26/2015 11:22:33 <0.01s    -         -           -            rLfa
01/26/2015 11:22:41 <0.01s    -         -           -            pSpf
01/26/2015 11:22:41 <0.01s    -         -           -            pLfa
01/26/2015 11:22:41 <0.01s    -         -           -            rLfa
01/26/2015 11:22:51 <0.01s    4         4           4            Reg
01/26/2015 11:22:51 <0.01s    -         -           -            Lfa
01/26/2015 11:22:51 <0.01s    -         -           -            rLfa
-----
Log Entries : 20
=====
*A:Dut-C#

A:SetupCLI# show router isis spf-log detail
=====
Rtr Base ISIS Instance 0 SPF Log
=====
When          : 10/01/2011 03:40:25          Duration      : <0.01s
L1 Nodes      : 1                          L2 Nodes      : 1
Trigger LSP   : SetupCLI.00-00           Event Count   : 78
SPF Type      : Reg
Reason        : LSPCONTENT

When          : 10/01/2011 03:40:26          Duration      : <0.01s
L1 Nodes      : 1                          L2 Nodes      : 1
Trigger LSP   : SetupCLI.00-00           Event Count   : 1
SPF Type      : Reg
Reason        : LSPCONTENT

When          : 10/01/2011 03:40:25          Duration      : <0.01s
```

```

L1 Nodes   : 1                               L2 Nodes   : 1
Trigger LSP: SetupCLI.00-00                 Event Count : 25
SPF Type   : Reg
Reason     : NEWAREA NEWREACH LSPCONTENT MANUALREQ

When       : 10/01/2011 03:40:27             Duration    : <0.01s
L1 Nodes   : 1                               L2 Nodes   : 1
Trigger LSP: SetupCLI.00-00                 Event Count : 1
SPF Type   : Reg
Reason     : LSPCONTENT

When       : 10/01/2011 03:40:27             Duration    : <0.01s
L1 Nodes   : 0                               L2 Nodes   : 0
Trigger LSP: SetupCLI.00-00                 Event Count : 1
SPF Type   : Lfa
Reason     : LSPCONTENT

When       : 10/01/2011 03:40:25             Duration    : <0.01s
L1 Nodes   : 1                               L2 Nodes   : 1
Trigger LSP: SetupCLI.00-00                 Event Count : 75
SPF Type   : Reg
Reason     : LSPCONTENT

When       : 10/01/2011 03:40:27             Duration    : <0.01s
L1 Nodes   : 1                               L2 Nodes   : 1
Trigger LSP: SetupCLI.00-00                 Event Count : 1
SPF Type   : Reg
Reason     : LSPCONTENT
=====
A: SetupCLI#

```

Table 478: IS-IS SPF Log Output Fields describes the IS-IS SPF log output fields.

Table 478: IS-IS SPF Log Output Fields

Label	Description
When	Displays the timestamp when the SPF run started on the system.
Duration	Displays the time (in hundredths of a second) required to complete the SPF run.
L1 Nodes	Displays the number of Level 1 nodes involved in the SPF run.
L2 Nodes	Displays the number of Level 2 nodes involved in the SPF run.
Event Count	Displays the number of SPF events that triggered the SPF calculation.
Type	Displays the SPF type, Reg (regular) or Lfa (loop free alternative).
Trigger LSP	Displays the LSP that triggered the SPF run.
Reason	Displays the reason(s) for the SPF run. NEWADJ: An adjacency changed. NEWLSP: A new LSP was received.

Label	Description
	NEWAREA: An area changed. NEWREACH: A prefix changed. ECMPCHANGED: An ECMP path changed. NEWMETRIC: A prefix metric changed. RESTART: The graceful restart exited. LSPEXPIRED: An LSP expired. DBCHANGED: The LSP database was cleared by an administrator. LSPCONTENT: The content of an LSP changed. NEWPREF: The external route preference changed. NEWNLPID: The routed protocols (IPv4 or IPv6) changed. MANUALREQ: An SPF calculation was requested by an administrator. ADMINTAGCHANGED: An administrative tag changed. TUNNELCHANGED: An MPLS tunnel changed.

spf-log

Syntax

spf-log

Context

[\[Tree\]](#) (clear>service>id>spb spf-log)

[\[Tree\]](#) (clear>router>isis spf-log)

Full Context

clear service id spb spf-log

clear router isis spf-log

Description

This command clears the SPF log.

Platforms

All

22.86 splice-status

splice-status

Syntax

```
splice-status [service service-id] [interface ip-int-name][address mcast-address] [source ip-address]  
[start-time start-time [interval time-interval]]
```

Context

[\[Tree\]](#) (show>video>adi splice-status)

Full Context

show video adi splice-status

Description

This command displays ADI slice information.

Parameters

service *service-id*

Displays splice status information pertaining to the specified service ID.

Values 1 to 2148278317
svc-name — a string up to 64 characters.

interface *ip-int-name*

Displays splice status information for the specified interface.

address *mcast-address*

Displays splice status information for the specified multicast address.

source *ip-address*

Displays splice status information for the specified IP address.

start-time *start-time*

Enter the start time.

Values 1 to 4294967295 minutes earlier

interval *time-interval*

Enter the interval time.

Values 1 to 4294967295 minutes

Platforms

7450 ESS, 7750 SR-1, 7750 SR-7/12/12e, 7750 SR-1s, 7750 SR-2s, 7750 SR-7s, 7750 SR-14s

Output

The following is an example output for this command.

Sample Output

```
*B:IPTV-SR7# show video adi splice-status
=====
Adi Splice Status
=====
Service Id       : 100                Interface Name   : video-100
Group Address    : 192.0.2.241         Source Address  : 10.100.100.1
Start Time       : 07/17/2009 10:19:14 Ad Server Addr  : 10.200.14.2
Status           : Complete           Rate            : 8936 kbps
Duration Req     : 30 sec              Duration Played  : 29 sec
Session Id       : 1                  Prior Session Id : 4294967295
SpliceIn SeqNum : 378                 SpliceOut SeqNum : 29727
Abort Reason     : None                Black Frames    : 0
First black frame PTS : 1530
Max Ad Stream PTS : 0
Min Network Stream PTS : 0
-----
Service Id       : 100                Interface Name   : video-100
Group Address    : 192.0.2.241         Source Address  : 10.100.100.1
Start Time       : 07/17/2009 10:19:44 Ad Server Addr  : 10.200.14.2
Status           : Complete           Rate            : 0 kbps
Duration Req     : 30 sec              Duration Played  : 0 sec
Session Id       : 2                  Prior Session Id : 1
SpliceIn SeqNum : 29727              SpliceOut SeqNum : 0
Abort Reason     : Session incomplete Black Frames    : 0
First black frame PTS : 1530
Max Ad Stream PTS : 0
Min Network Stream PTS : 0
-----
*B:IPTV-SR7#
```

22.87 split-horizon-group

split-horizon-group

Syntax

split-horizon-group [*group-name*]

Context

[\[Tree\]](#) (show>service>id split-horizon-group)

Full Context

show service id split-horizon-group

Description

This command displays service split horizon groups.

Parameters

group-name

Specifies a group name up to 32 characters.

Platforms

All

Output

The following output displays an example of service split horizon group information.

Sample Output

```
A:ALA-1# show service id 700 split-horizon-group
=====
Service: Split Horizon Group
=====
Name                               Description
-----
R DSL-group1                        Split horizon group for DSL
-----
R = Residential Split Horizon Group
No. of Split Horizon Groups: 1
=====
A:ALA-1#

A:ALA-1# show service id 700 split-horizon-group DSL-group1
=====
Service: Split Horizon Group
=====
Name                               Description
-----
R DSL-group1                        Split horizon group for DSL
-----
Associations
-----
SAP                                 1/1/3:1
SDP                                 108:1
SDP                                 109:1
-----
R = Residential Split Horizon Group
SAPs Associated : 1                 SDPs Associated : 2
=====
A:ALA-1#
```

22.88 spmsi-ad

spmsi-ad

Syntax

spmsi-ad [**hunt** | **detail**] [**rd rd**] [**community comm-id**] [**tag tag**] [**next-hop next-hop**] [**aspath-regex reg-exp**] [**originator-ip ip-address** | **ipv6-address**]

Context

[\[Tree\]](#) (show>router>bgp>routes>evpn spmsi-ad)

Full Context

```
show router bgp routes evpn spmsi-ad
```

Description

This command displays BGP-EVPN SPMSI AD routes.

Parameters

hunt

Displays entries for the specified route.

detail

Displays detailed information.

rd

Displays information for the route distinguisher.

Values *ip-addr:comm-val | 2byte-asnumber:ext-comm-val | 4byte-asnumber:comm-val*

comm-id

Specifies the community ID, up to 72 characters.

Values *[as-num:comm-val | ext-comm | well-known-comm]*

where:

- *as-num* — 0 to 65535
- *comm-val* — 0 to 65535
- *ext-comm* — the extended community, defined as the following:
type:{ ip-address:comm-val1 | as-number1:comm-val2 | as-number2:comm-val1 }
where:
 - *as-number1* — 0 to 65535
 - *comm-val1* — 0 to 65535
 - **type** — target, origin
 - *ip-address* — a.b.c.d
 - *comm-val2* — 0 to 4294967295
 - *as-number2* — 0 to 4294967295
- *well-known-comm* — **null | no-export | no-export-subconfed | no-advertise |**

tag

Specifies the SPMSI AD route tag.

Values 0 to 4294967295 | MAX-ET

next-hop

Specifies the IPv4 or IPv6 BGP next-hop address.

Values

ipv4-address:	a.b.c.d
ipv6-address:	x:x:x:x:x:x:x (eight 16-bit pieces)
	x:x:x:x:x:d.d.d.d
	x: [0 to FFFF]H
	d: [0 to 255]D

reg-exp

Displays routes matching the specified regular expression, up to 80 characters.

ip-address | ipv6-address

Specifies the originator IPv4 or IPv6 address, up to 64 characters.

Platforms

All

22.89 spoke-sdp

spoke-sdp

Syntax

spoke-sdp *sdp-id[:vc-id]* {**all** | **counters** | **stp**| **l2pt** | **mrp**}

Context

[\[Tree\]](#) (clear>service>statistics>id spoke-sdp)

Full Context

clear service statistics id spoke-sdp

Description

This command clears statistics for the spoke-SDP bound to the service.

Parameters

sdp-id

The spoke-SDP ID for which to clear statistics

Values 1 to 17407

vc-id

The virtual circuit ID on the SDP ID to be reset

Values 1 to 4294967295

all

Clears all queue statistics and STP statistics associated with the SDP

counters

Clears all queue statistics associated with the SDP

stp

Clears all STP statistics associated with the SDP

l2pt

Clears all L2PT statistics associated with the SDP

mrp

Clears all MRP statistics associated with the SDP

Platforms

All

spoke-sdp

Syntax

spoke-sdp *sdp-id:vc-id* **ingress-vc-label**

spoke-sdp *sdp-id:vc-id* **l2tpv3**

spoke-sdp *sdp-id:vc-id* **vccv-bfd** {**session** | **statistics**}

Context

[\[Tree\]](#) (clear>service>id spoke-sdp)

Full Context

clear service id spoke-sdp

Description

This command clears and resets the spoke SDP bindings for the service.

Parameters

sdp-id

The spoke SDP ID to be reset.

Values 1 to 17407

vc-id

The virtual circuit ID on the SDP ID to be reset.

Values 1 to 4294967295

ingress-vc-label

Specifies to clear the ingress VC label.

l2tpv3

Specifies to clear the session mismatch flag on the spoke-SDP binding after the flag was set to true by a detected mismatch between the configured parameters and the received parameters.

vccv-bfd

Specifies to clear the following information related to VCCV BFD on the spoke-sdp.

session

Clears session information.

statistics

Clears spoke SDP statistics.

Platforms

All

22.90 spoke-sdp-fec

spoke-sdp-fec

Syntax

spoke-sdp-fec [1 to 4294967295]

Context

[\[Tree\]](#) (show>service>id spoke-sdp-fec)

Full Context

show service id spoke-sdp-fec

Description

This command displays spoke-SDP FEC information.

Parameters

detail

Displays detailed information.

Platforms

All

Output

The following output is an example of spoke-SDP FEC information.

Sample Output

```

=====
Service Spoke-SDP FEC Information
=====
Spoke-Sdp-Fec-Id      : 1                Admin State      : enabled
FEC Type              : 129                AII Type        : 2
Standby Sig Slave     : disabled          ICB              : disabled
Signaling              : auto                Auto Config     : disabled
PW Template Id       : (none)            Precedence      : 4
Retry Timer           : 10 secs           Retry Count     : 10
Retry Timer Remaining: 0 secs           Retries Remaining: 0
SAII Type2            : 3:10.20.1.3:1
TAII Type2            : 6:10.20.1.6:1
Path                  : n/a
Endpoint              : n/a
Oper SDP-Bind         : 17407:4294967246
Last Error            : <none>
=====
Entries found: 1
=====
  
```

22.91 spoke-sdp-fec-using

spoke-sdp-fec-using

Syntax

spoke-sdp-fec-using [**spoke-sdp-fec-id** *spoke-sdp-fec-id*] [**saii-type2** *global-id:prefix:ac-id*] [**taii-type2** *global-id:prefix:ac-id*] [**path name**] [**expired**]

Context

[\[Tree\]](#) (show>service spoke-sdp-fec-using)

Full Context

show service spoke-sdp-fec-using

Description

Displays the SDPs used by spoke-sdp-fecs at this node.

Parameters

spoke-sdp-fec-id

Specifies the spoke-SDP FEC ID for which to show SDP information.

Values 1 to 4294967295

global-id

Specifies the SAll or TAll global ID.

Values 1 to 4294967295

prefix

Specifies the SAll or TAll prefix.

Values a.b.c.d, 1 to 4294967295

ac-id

Specifies the SAll or TAll AC ID.

Values 1 to 4294967295

name

Specifies the path name. 32 characters maximum.

expired

Displays information for expired SDPs.

Platforms

All

Output

The following output is an example of spoke-SDP information.

Sample Output

```
*A:Dut-C# show service spoke-sdp-fec-using
=====
Service Spoke-SDP-Fec Information
=====
SvcId      SpokeSdpFec  Oper-SdpBind  SAII-Type2
Path
-----
1          1             17407:4294967245 3:10.20.1.3:1
n/a
2          2             17407:4294967247 3:10.20.1.3:2
n/a
3          3             17407:4294967248 3:10.20.1.3:3
n/a
4          4             17407:4294967249 3:10.20.1.3:4
n/a
5          5             17407:4294967250 3:10.20.1.3:5
n/a
6          6             17407:4294967251 3:10.20.1.3:6
n/a
7          7             17407:4294967252 3:10.20.1.3:7
n/a
8          8             17407:4294967253 3:10.20.1.3:8
n/a
9          9             17407:4294967254 3:10.20.1.3:9
n/a
10         10            17407:4294967255 3:10.20.1.3:10
n/a
-----
Entries found: 10
```

22.92 squelch-ingress-levels

squelch-ingress-levels

Syntax

```
squelch-ingress-levels [all | ctag-space] [ sdp-id[:vc-id]]
```

Context

[\[Tree\]](#) (show>service>sdp-using>eth-cfm squelch-ingress-levels)

Full Context

```
show service sdp-using eth-cfm squelch-ingress-levels
```

Description

This command displays the squelch ingress levels associated with SDP bindings.

Parameters

sdp-id[:vc-id]

Specifies the SDP ID and virtual circuit ID on the SDP ID.

Values sdp-id: 1 to 32767
vc-id: 1 to 4294967295

Platforms

7450 ESS, 7750 SR, 7750 SR-a, 7750 SR-e, 7750 SR-s, 7950 XRS

22.93 sr-adj-sets

sr-adj-sets

Syntax

```
sr-adj-sets [adjacency-set-id] [detail]
```

Context

[\[Tree\]](#) (show>router>isis sr-adj-sets)

Full Context

```
show router isis sr-adj-sets
```

Description

This command displays IS-IS SR adjacency set log information.

Parameters

adjacency-set-id

Displays SR adjacency set ID information.

Values 1 to 4294967295

detail

Displays detailed SR adjacency set information.

Platforms

All

Output

The following output is an example of **sr-adj-sets** log information.

Sample Output

```
*A:Dut-C# show router isis sr-adj-sets
=====
Rtr Base ISIS Instance 0 Adjacency Sets
=====
ID          State          Label  Label  Members  Members  Neighbor
           Value      Type   Total   Active   System Id
-----
1003       active         524285 DL      1         1         0100.2000.1001
1006       active         524284 DL      1         1         0100.2000.1005
1015       active         18448  SL      1         1         0100.2000.1001
1018       active         18451  SL      1         1         0100.2000.1005
1027       active         524283 DL      1         1         0100.2000.1001
1030       active         524282 DL      1         1         0100.2000.1005
1039       active         18460  SL      1         1         0100.2000.1001
1042       active         18463  SL      1         1         0100.2000.1005
1050       active         524281 DL      2         2         none
1056       active         18471  SL      2         2         none
1063       active         524280 DL      1         1         0100.2000.1001
1066       active         524279 DL      1         1         0100.2000.1005
1075       active         18478  SL      1         1         0100.2000.1001
1078       active         18481  SL      1         1         0100.2000.1005
1087       active         524278 DL      1         1         0100.2000.1001
1090       active         524277 DL      1         1         0100.2000.1005
1099       active         18490  SL      1         1         0100.2000.1001
1102       active         18493  SL      1         1         0100.2000.1005
1110       active         524276 DL      2         2         none
1116       active         18501  SL      2         2         none
-----
DL: dynamic local
SL: static local
-----
No. of SR Adjacency Sets: 20
=====
```

[Table 479: IS-IS SR Adjacency Set Output Fields](#) describes the IS-IS **sr-adj-sets** output fields.

Table 479: IS-IS SR Adjacency Set Output Fields

Label	Description
ID	Displays the ID
State	Displays the state (active or inactive)
Label Value	Displays the label value
Label Type	Displays the label type, Dynamic Local (DL) or Static Local (SL)
Members Total	Displays the number of total members
Members Active	Displays the number of active members
Neighbor System Id	Displays the neighbor system ID
No. of SR Adjacency Sets	Displays the number of SR adjacency sets

sr-adj-sets

Syntax

sr-adj-sets [*adjacency-set-id*] [**detail**]

Context

[\[Tree\]](#) (show>router>ospf sr-adj-sets)

Full Context

show router ospf sr-adj-sets

Description

This command displays OSPF SR adjacency set log information.

Parameters

adjacency-set-id

Displays SR adjacency set ID information.

Values 1 to 4294967295

detail

Displays detailed SR adjacency set information.

Platforms

All

Output

The following output is an example of **sr-adj-sets** log information.

Sample Output

```
*A:Dut-C# show router ospf sr-adj-sets

=====
Rtr Base OSPF Instance 0 Adjacency Sets
=====
ID          State          Label Value Label Type Members Total Members Active Neighbor System Id
-----
1003       active         524285 DL      1          1          1          0100.2000.1001
1006       active         524284 DL      1          1          1          0100.2000.1005
1015       active         18448  SL      1          1          1          0100.2000.1001
1018       active         18451  SL      1          1          1          0100.2000.1005
1027       active         524283 DL      1          1          1          0100.2000.1001
1030       active         524282 DL      1          1          1          0100.2000.1005
1039       active         18460  SL      1          1          1          0100.2000.1001
1042       active         18463  SL      1          1          1          0100.2000.1005
1050       active         524281 DL      2          2          2          none
1056       active         18471  SL      2          2          2          none
1063       active         524280 DL      1          1          1          0100.2000.1001
1066       active         524279 DL      1          1          1          0100.2000.1005
1075       active         18478  SL      1          1          1          0100.2000.1001
1078       active         18481  SL      1          1          1          0100.2000.1005
1087       active         524278 DL      1          1          1          0100.2000.1001
1090       active         524277 DL      1          1          1          0100.2000.1005
1099       active         18490  SL      1          1          1          0100.2000.1001
1102       active         18493  SL      1          1          1          0100.2000.1005
1110       active         524276 DL      2          2          2          none
1116       active         18501  SL      2          2          2          none
-----
DL: dynamic local
SL: static local
-----
No. of SR Adjacency Sets: 20
=====
```

Table 480: OSPF SR Adjacency Set Output Fields describes the OSPF **sr-adj-sets** output fields.

Table 480: OSPF SR Adjacency Set Output Fields

Label	Description
ID	Displays the ID.
State	Displays the state (active or inactive).
Label Value	Displays the label value.
Label Type	Displays the label type, Dynamic Local (DL) or Static Local (SL).
Members Total	Displays the number of total members.
Members Active	Displays the number of active members.
Neighbor System Id	Displays the neighbor system ID.

Label	Description
No. of SR Adjacency Sets	Displays the number of SR adjacency sets.

22.94 sr-adjacencies

sr-adjacencies

Syntax

sr-adjacencies [*ip-int-name* | *ip-address*] [**detail**]

Context

[Tree] (tools>dump>router>isis sr-adjacencies)

Full Context

tools dump router isis sr-adjacencies

Description

This command displays ISIS SR adjacency information.

Parameters

ip-int-name

Specifies the IP interface name. An interface name cannot be in the form of an IP address. Interface names can be any string up to 32 characters long composed of printable, 7-bit ASCII characters. If the string contains special characters (#, \$, spaces, etc.), the entire string must be enclosed within double quotes.

ip-address

Specifies the interface's IP address.

Values a.b.c.d

Platforms

All

sr-adjacencies

Syntax

sr-adjacencies [*ip-int-name* | *ip-address*] [**detail**]

sr-adjacencies [**remote** *ip-address*] [**detail**]

Context

[Tree] (tools>dump>router>ospf3 sr-adjacencies)

[Tree] (tools>dump>router>ospf sr-adjacencies)

Full Context

tools dump router ospf3 sr-adjacencies

tools dump router ospf sr-adjacencies

Description

This command displays OSPFv2 or OSPFv3 SR adjacency information.

Parameters

ip-int-name

Specifies the IP interface name. An interface name cannot be in the form of an IP address. Interface names can be any string up to 32 characters, composed of printable, 7-bit ASCII characters. If the string contains special characters (#, \$, spaces, etc.), the entire string must be enclosed within double quotes.

ip-address

Specifies the interface's IP address.

Values a.b.c.d

Platforms

All

Output

Sample Output

```
*A:Dut-C>config>router>ospf3# /tools dump router ospf3 0 sr-adjacencies detail
=====
Rtr Base OSPFv3 Instance 0 Segment Routing Adjacencies (detail)
Legend:
label stack is ordered from bottom-most to top-most
=====
-----
Interface DUTC_TO_DUTA.1.0
-----
Nbr RouterID   : 10.20.1.1           Nbr State      : FULL
Label          : 524287             PgID           : 9
SID Protection : Enabled           Curr Hold Time : 15
Area ID       : 0.0.0.1           SR MTU        : 1492
Neighbor IP    : fe80::200:ff:fe00:1-"DUTC_TO_DUTA.1.0"
LFA Labels     : 30004/70005
LFA Next hop   : fe80::200:ff:fe00:6-"DUTC_TO_DUTF.1.0"
LFA Glob Itf id: 26                LFA Loc Itf id : 3
-----
Interface DUTC_TO_DUTF.1.0
-----
Nbr RouterID   : 10.20.1.6           Nbr State      : FULL
Label          : 524286             PgID           : 10
SID Protection : Enabled           Curr Hold Time : 15
```



```

Area ID       : 0.0.0.1           SR MTU       : 1492
Neighbor IP   : fe80::200:ff:fe00:6-"DUTC_TO_DUTF.1.0"
LFA Labels    : 30003/20005
LFA Next hop  : fe80::200:ff:fe00:1-"DUTC_TO_DUTA.1.0"
LFA Glob Itf id: 25             LFA Loc Itf id : 2
-----
No. of SR Adjacencies: 2
=====
  
```

22.95 sr-database

sr-database

Syntax

```

sr-database [sid sid] [prefix ip-address] [nh-type {sr | bgp | rsvp}] [ipv4-unicast | ipv6-unicast] [algo algo-id] [detail]
  
```

Context

[\[Tree\]](#) (tools>dump>router>isis sr-database)

Full Context

tools dump router isis sr-database

Description

This command displays IS-IS SR database information.

Parameters

sid

Displays information for the specific segment identifier.

Values 0 to 524287

ip-address

Specifies the IP address in dotted decimal notation.

Values

- ipv4-address:
 - a.b.c.d
- ipv6-address:
 - x:x:x:x:x:x [eight 16-bit pieces]
 - x:x:x:x:x:d.d.d.d
 - x: [0 to FFFF]H
 - d: [0 to 255]D

sr

Displays information for SR next-hop route.

bgp

Displays information for BGP next-hop route.

rsvp

Displays information for RSVP next-hop route.

ipv4-unicast

Displays IPv4 unicast parameters.

ipv6-unicast

Displays IPv6 unicast parameters.

algo algo-id

Filters information based on the specific algorithm only.

Values 0 to 255

detail

Displays detailed IS-IS SR database information.

Platforms

All

Output

The following outputs are examples of IS-IS SR database information, and [Table 481: IS-IS SR Database Output Fields](#) describes the output fields.

Sample Output

```
*A:Dut-E# tools dump router isis sr-database
=====
Rtr Base ISIS Instance 0 SR Database
=====
SID  Label  Prefix  Last-act  Lev MT RtmPref TtmPref Metric  IpNh SrNh
 Mtu   MtuPrim MtuBk   D xL  LT Act AdvSystemId  SrErr
-----
0    60000  1.0.33.3  LfaNhops  1  0  15    11    100    1  1
    1484  1500    1500    0  0  T +R  0100.2000.1003 SR_ERR_OK
1    60001  1.0.44.4  LfaNhops  1  0  15    11    200    1  1
    1484  1500    1500    0  0  Tn +R 0100.2000.1004 SR_ERR_OK
2    60002  1.0.55.5  Local     -  -  -     -     -     -  -
    -     -     -     0  -  - +R  0100.2000.1005 SR_ERR_OK
3    60003  1.0.66.6  LfaNhops  1  0  15    11    100    1  1
    1484  1500    1500    0  0  T +R  0100.2000.1006 SR_ERR_OK
4    60004  1.0.11.1  LfaNhops  1  0  15    11    200    1  1
    1484  1500    1500    0  0  Tn +R 0100.2000.1001 SR_ERR_OK
5    60005  1.0.22.2  LfaNhops  1  0  15    11    300    1  1
    1484  1500    1500    0  0  Tn +R 0100.2000.1002 SR_ERR_OK
6    60006  10.20.1.3 LfaNhops  1  0  15    11    100    1  1
    1484  1500    1500    0  0  T +R  0100.2000.1003 SR_ERR_OK
7    60007  10.20.1.4 LfaNhops  1  0  15    11    200    1  1
    1484  1500    1500    0  0  Tn +R 0100.2000.1004 SR_ERR_OK
8    60008  10.20.1.5 Local     -  -  -     -     -     -  -
    -     -     -     0  -  - +R  0100.2000.1005 SR_ERR_OK
9    60009  10.20.1.6 LfaNhops  1  0  15    11    100    1  1
    1484  1500    1500    0  0  T +R  0100.2000.1006 SR_ERR_OK
```

```

10 60010 10.20.1.1 LfaNhops 1 0 15 11 200 1 1
   1484 1500 1500 0 0 Tn +R 0100.2000.1001 SR_ERR_OK
11 60011 10.20.1.2 LfaNhops 1 0 15 11 300 1 1
   1484 1500 1500 0 0 Tn +R 0100.2000.1002 SR_ERR_OK
-----
No. of Entries: 12
-----
Lev = route level
IpNh = number of IP next-hops
SrNh = number of SR-tunnel next-hops
D = duplicate pending
xL = exclude from LFA
LT = LFA type (L:LFA, R:RLFA, T:TILFA, n:nodeProtection)
Act = tunnel active state (R:reported, F:failed, +:SR-ack)
=====
  
```

Sample Output

```

*A:Dut-C# tools dump router isis sr-database detail
=====
Rtr Base ISIS Instance 0 SR Database
Legend:
label stack is ordered from bottom-most to top-most
=====
SID 601
-----
Label           : 20601                Adv System Id   : 0010.0100.1001
Prefix          : 1.1.1.1
Route Level     : 1                    MT Id           : 0
Rtm Preference  : 15                   Ttm Preference  : 11
Metric          : 10                   Last Action     : TnlChange
Num Ip NextHop  : 1                    Num SR-Tnl NextHop : 1
Mtu             : 1560
Mtu Prim        : 1564                 Mtu Backup      : -
Exclude from LFA : 0                   LFA Type        : -
Duplicate Pending : 0                   Tunnel Active State : Reported/Ack
SR Error        : SR_ERR_OK
NHOP: IP
              IsTunl GIfId/  IfId/ PgId  IsAdv Label  IsLfaX
                TunlType LspId
-----
1.1.3.1        N      4      2      19      1      20601  0
-----
SID 602
-----
Label           : 20602                Adv System Id   : 0010.0100.1002
Prefix          : 1.1.1.2
Route Level     : 2                    MT Id           : 0
Rtm Preference  : 18                   Ttm Preference  : 11
Metric          : 10                   Last Action     : AddTnl
Num Ip NextHop  : 1                    Num SR-Tnl NextHop : 1
Mtu             : 1560
Mtu Prim        : 1564                 Mtu Backup      : -
Exclude from LFA : 0                   LFA Type        : -
Duplicate Pending : 0                   Tunnel Active State : Reported/Ack
SR Error        : SR_ERR_OK
NHOP: IP
              IsTunl GIfId/  IfId/ PgId  IsAdv Label  IsLfaX
                TunlType LspId
-----
1.2.3.2        N      5      3      15      1      20602  0
-----
SID 603
=====
  
```

```

Label          : 20603          Adv System Id   : 0010.0100.1003
Prefix         : 1.1.1.3       Type            : Local
Duplicate Pending : 0          Tunnel Active State : Reported/Ack
SR Error       : SR_ERR_OK
-----
SID 604
-----
Label          : 20604          Adv System Id   : 0010.0100.1004
Prefix         : 1.1.1.4
Route Level    : 2             MT Id           : 0
Rtm Preference : 18           Ttm Preference  : 11
Metric         : 20           Last Action     : AddTnl
Num Ip NextHop : 1           Num SR-Tnl NextHop : 1
Mtu            : 1560
Mtu Prim      : 1564          Mtu Backup      : -
Exclude from LFA : 0         LFA Type        : -
Duplicate Pending : 0         Tunnel Active State : Reported/Ack
SR Error       : SR_ERR_OK
NHOP: IP      :               IsTunl GIIfId/ IfId/ PgId IsAdv Label IsLfaX
                        TunlType LspId
-----
1.2.3.2      :               N    5    3    15    0    20604  0
-----
SID 605
-----
Label          : 20605          Adv System Id   : 0010.0100.1005
Prefix         : 1.1.1.5
Route Level    : 2             MT Id           : 0
Rtm Preference : 18           Ttm Preference  : 11
Metric         : 10           Last Action     : AddTnl
Num Ip NextHop : 1           Num SR-Tnl NextHop : 1
Mtu            : 1560
Mtu Prim      : 1564          Mtu Backup      : -
Exclude from LFA : 0         LFA Type        : -
Duplicate Pending : 0         Tunnel Active State : Reported/Ack
SR Error       : SR_ERR_OK
NHOP: IP      :               IsTunl GIIfId/ IfId/ PgId IsAdv Label IsLfaX
                        TunlType LspId
-----
1.3.5.5      :               N    6    4    17    1    20605  0
-----
SID 606
-----
Label          : 20606          Adv System Id   : 0010.0100.1006
Prefix         : 1.1.1.6
Route Level    : 2             MT Id           : 0
Rtm Preference : 18           Ttm Preference  : 11
Metric         : 20           Last Action     : AddTnl
Num Ip NextHop : 1           Num SR-Tnl NextHop : 1
Mtu            : 1560
Mtu Prim      : 1564          Mtu Backup      : -
Exclude from LFA : 0         LFA Type        : -
Duplicate Pending : 0         Tunnel Active State : Reported/Ack
SR Error       : SR_ERR_OK
NHOP: IP      :               IsTunl GIIfId/ IfId/ PgId IsAdv Label IsLfaX
                        TunlType LspId
-----
1.3.5.5      :               N    6    4    17    0    20606  0
-----
SID 611 Algorithm 128
-----
Label          : 20611          Adv System Id   : 0010.0100.1001
Prefix         : 1.1.1.1
Route Level    : 1             MT Id           : 0
  
```

```

Rtm Preference      : 15                Ttm Preference      : 11
Metric             : 10                Last Action         : TnlChange
Num Ip NextHop     : 1                Num SR-Tnl NextHop : 1
Mtu                : 1560
Mtu Prim           : 1564              Mtu Backup          : -
Exclude from LFA   : 0                LFA Type            : -
Duplicate Pending  : 0                Tunnel Active State : Reported/Ack
SR Error           : SR_ERR_OK
NHOP: IP
                  IsTunl GIfId/  IfId/ PgId  IsAdv Label  IsLfaX
                  TunlType LspId
-----
1.1.3.1            N      4      2      19    1    20611  0
-----
SID 613
-----
Label              : 20613              Adv System Id       : 0010.0100.1003
Prefix             : 1.1.1.3            Type                 : Local
Duplicate Pending  : 0                Tunnel Active State : Reported/Ack
SR Error           : SR_ERR_OK
-----
SID 614 Algorithm 128
-----
Label              : 20614              Adv System Id       : 0010.0100.1004
Prefix             : 1.1.1.4            MT Id                : 0
Route Level        : 2                Ttm Preference      : 11
Rtm Preference     : 18                Last Action         : AddTnl
Metric             : 20                Num SR-Tnl NextHop : 1
Num Ip NextHop     : 1                Mtu Backup          : -
Mtu                : 1560              LFA Type            : -
Mtu Prim           : 1564              Tunnel Active State : Reported/Ack
Exclude from LFA   : 0
Duplicate Pending  : 0
SR Error           : SR_ERR_OK
NHOP: IP
                  IsTunl GIfId/  IfId/ PgId  IsAdv Label  IsLfaX
                  TunlType LspId
-----
1.2.3.2            N      5      3      15    0    20614  0
-----
SID 615 Algorithm 128
-----
Label              : 20615              Adv System Id       : 0010.0100.1005
Prefix             : 1.1.1.5            MT Id                : 0
Route Level        : 2                Ttm Preference      : 11
Rtm Preference     : 18                Last Action         : AddTnl
Metric             : 10                Num SR-Tnl NextHop : 1
Num Ip NextHop     : 1                Mtu Backup          : -
Mtu                : 1560              LFA Type            : -
Mtu Prim           : 1564              Tunnel Active State : Reported/Ack
Exclude from LFA   : 0
Duplicate Pending  : 0
SR Error           : SR_ERR_OK
NHOP: IP
                  IsTunl GIfId/  IfId/ PgId  IsAdv Label  IsLfaX
                  TunlType LspId
-----
1.3.5.5            N      6      4      17    1    20615  0
-----

```

Table 481: IS-IS SR Database Output Fields

Label	Description
Label	The ILM MPLS label corresponding to the SID

Label	Description
Prefix	The route prefix and mask
Metric	Interface metric for Level 1 and Level 2; if none are set to 0

sr-database

Syntax

sr-database [*sid sid*] [**prefix** *ip-address*] [**nh-type** {**sr** | **ldp** | **rsvp**}] [**algo** *algo-id*] [**detail**]

Context

[Tree] (tools>dump>router>ospf sr-database)

Full Context

tools dump router ospf sr-database

Description

This command displays OSPFv2 SR database information.

Parameters

sid

Displays information for the specific segment identifier.

Values 0 to 524287

ip-address

Specifies the IP address in dotted decimal notation.

Values ipv4-address:

- a.b.c.d

ipv6-address:

- x:x:x:x:x:x [eight 16-bit pieces]
- x:x:x:x:x:d.d.d.d
- x: [0 to FFFF]H
- d: [0 to 255]D

algo-id

Displays the OSPFv2 database information for the specified algorithm identifier.

Values 0 to 255

Platforms

All

Output

The following output is an example of OSPFv2 SR database information.

Sample Output

```
*A:Dut-C# tools dump router ospf sr-database
=====
Rtr Base OSPFv2 Instance 0 Segment Routing Database
=====
SID          Label St Type Prefix          AdvRtr          Area Flags          Stitching
              Algo                               FRR
-----
2            100002 +R  T1 10.20.1.2/32
              0            10.20.1.2        0.0.0.0 [NnP      ] L(R) -
3            100003 +R  LT1 10.20.1.3/32
              0            10.20.1.3        0.0.0.0 [NnP      ] -
5            100005 +R  T1 10.20.1.5/32
              0            10.20.1.5        0.0.0.0 [NnP      ] L(R) -
1282         101282 +R  T1 10.20.1.2/32
              128          10.20.1.2        0.0.0.0 [NnP      ] -
1283         101283 +R  LT1 10.20.1.3/32
              128          10.20.1.3        0.0.0.0 [NnP      ] -
1285         101285 +R  T1 10.20.1.5/32
              128          10.20.1.5        0.0.0.0 [NnP      ] -
-----
No. of Entries: 6
-----
St:  R:reported I:incomplete W:wrong N:not reported F:failed
     +:SR-ack -:no route
Type: L:local M: mapping Srv Tx: route type
FRR:  L:Lfa R:RLfa T:Tilfa (R):Reported (F):Failed
     Ln, Rn, Tn: FRR providing node-protection
=====
*A:Dut-C#
*A:Dut-C#
*A:Dut-C#
*A:Dut-C#
*A:Dut-C# tools dump router ospf sr-database algo 128
=====
Rtr Base OSPFv2 Instance 0 Algo 128 Segment Routing Database
=====
SID          Label St Type Prefix          AdvRtr          Area Flags          Stitching
              Algo                               FRR
-----
1282         101282 +R  T1 10.20.1.2/32
              128          10.20.1.2        0.0.0.0 [NnP      ] -
1283         101283 +R  LT1 10.20.1.3/32
              128          10.20.1.3        0.0.0.0 [NnP      ] -
1285         101285 +R  T1 10.20.1.5/32
              128          10.20.1.5        0.0.0.0 [NnP      ] -
-----
No. of Entries: 3
-----
St:  R:reported I:incomplete W:wrong N:not reported F:failed
     +:SR-ack -:no route
Type: L:local M: mapping Srv Tx: route type
FRR:  L:Lfa R:RLfa T:Tilfa (R):Reported (F):Failed
     Ln, Rn, Tn: FRR providing node-protection
=====
*A:Dut-C#
*A:Dut-C#
```



```

0      60000 +R  T1 1.0.33.3/32
          10.20.1.3      0.0.0.0 [NnP  ] T(R) -
1      60001 +R  T1 1.0.44.4/32
          10.20.1.4      0.0.0.0 [NnP  ] Tn(R) -
2      60002 +R  LT1 1.0.55.5/32
          10.20.1.5      0.0.0.0 [NnP  ] -
3      60003 +R  T1 1.0.66.6/32
          10.20.1.6      0.0.0.0 [NnP  ] T(R) -
4      60004 +R  T1 1.0.11.1/32
          10.20.1.1      0.0.0.0 [NnP  ] Tn(R) -
5      60005 +R  T1 1.0.22.2/32
          10.20.1.2      0.0.0.0 [NnP  ] Tn(R) -
6      60006 +R  T1 10.20.1.3/32
          10.20.1.3      0.0.0.0 [NnP  ] T(R) -
7      60007 +R  T1 10.20.1.4/32
          10.20.1.4      0.0.0.0 [NnP  ] Tn(R) -
8      60008 +R  LT1 10.20.1.5/32
          10.20.1.5      0.0.0.0 [NnP  ] -
9      60009 +R  T1 10.20.1.6/32
          10.20.1.6      0.0.0.0 [NnP  ] T(R) -
10     60010 +R  T1 10.20.1.1/32
          10.20.1.1      0.0.0.0 [NnP  ] Tn(R) -
11     60011 +R  T1 10.20.1.2/32
          10.20.1.2      0.0.0.0 [NnP  ] Tn(R) -
  
```

 No. of Entries: 12

St: R:reported I:incomplete W:wrong N:not reported F:failed
 +:SR-ack -:no route
 Type: L:local M: mapping Srv Tx: route type
 FRR: L:Lfa R:RLfa T:TLfa (R):Reported (F):Failed
 Rn: RLfa + node-protect Tn: TLfa + node-protect
 =====

*A:Dut-F# tools dump router ospf sr-database detail

=====

Rtr Base OSPFv2 Instance 0 Segment Routing Database (detail)

=====

SID	Label	Sts	Prefix	Type	AdvRtr	Area	Flags
TnID	FRR		AdvRtr				
	lsId				Type		
0	70000	+R	1.0.33.3/				
32	T1		10.20.1.3	0.0.0.1 [NnP]	2	R(R)	
			7.16.0.9	10.20.1.2	0.0.0.0	T3	
			7.0.0.4	10.20.1.3	0.0.0.1	T1	<<<< Best
1	70001	+R	1.0.44.4/				
32	T1		10.20.1.4	0.0.0.0 [NnP]	2	L(R)	
			7.16.0.5	10.20.1.2	0.0.0.1	T3	
			7.0.0.4	10.20.1.4	0.0.0.0	T1	<<<< Best
2	70002	+R	1.0.55.5/				
32	T1		10.20.1.5	0.0.0.0 [NnP]	2	R(R)	
			7.16.0.3	10.20.1.2	0.0.0.1	T3	
			7.0.0.4	10.20.1.5	0.0.0.0	T1	<<<< Best
3	70003	+R	1.0.66.6/				
32	LT1		10.20.1.6	0.0.0.1 [NnP]	0	-	
			7.16.0.8	10.20.1.2	0.0.0.0	T3	
			7.0.0.6	10.20.1.6	0.0.0.1	T1	<<<< Best
4	70004	+R	1.0.11.1/				
32	T1		10.20.1.1	0.0.0.1 [NnP]	2	L(R)	
			7.16.0.13	10.20.1.2	0.0.0.0	T3	
			7.0.0.4	10.20.1.1	0.0.0.1	T1	<<<< Best
5	70005	+R	1.0.22.2/				

```

32 T1 10.20.1.2 0.0.0.1 [NnP ] 2 R(R)
    7.16.0.11 10.20.1.2 0.0.0.0 T3
    7.0.0.6 10.20.1.2 0.0.0.1 T1 <<<< Best
6 70006 +R 10.20.1.3/
32 T1 10.20.1.3 0.0.0.1 [NnP ] 2 R(R)
    7.16.0.10 10.20.1.2 0.0.0.0 T3
    7.0.0.5 10.20.1.3 0.0.0.1 T1 <<<< Best
7 70007 +R 10.20.1.4/
32 T1 10.20.1.4 0.0.0.0 [NnP ] 2 L(R)
    7.16.0.6 10.20.1.2 0.0.0.1 T3
    7.0.0.5 10.20.1.4 0.0.0.0 T1 <<<< Best
8 70008 +R 10.20.1.5/
32 T1 10.20.1.5 0.0.0.0 [NnP ] 2 R(R)
    7.16.0.4 10.20.1.2 0.0.0.1 T3
    7.0.0.5 10.20.1.5 0.0.0.0 T1 <<<< Best
9 70009 +R 10.20.1.6/
32 LT1 10.20.1.6 0.0.0.0 [NnP ] 0 -
    7.16.0.2 10.20.1.2 0.0.0.1 T3
    7.0.0.7 10.20.1.6 0.0.0.0 T1 <<<< Best
10 70010 +R 10.20.1.1/
32 T1 10.20.1.1 0.0.0.1 [NnP ] 2 L(R)
    7.16.0.12 10.20.1.2 0.0.0.0 T3
    7.0.0.5 10.20.1.1 0.0.0.1 T1 <<<< Best
11 70011 +R 10.20.1.2/
32 T1 10.20.1.2 0.0.0.0 [NnP ] 2 R(R)
    7.16.0.7 10.20.1.2 0.0.0.1 T3
    7.0.0.7 10.20.1.2 0.0.0.0 T1 <<<< Best
994 70994 +R 1.0.44.4/
32 T1 10.20.1.5 0.0.0.0 [NnPB ] 0 -
    7.16.0.1 10.20.1.5 0.0.0.0 T1 <<<< Best
995 70995 +R 1.0.55.5/
32 T1 10.20.1.4 0.0.0.0 [NnPB ] 0 -
    7.16.0.1 10.20.1.4 0.0.0.0 T1 <<<< Best
996 70996 +R 1.0.22.2/
32 LT1 10.20.1.6 0.0.0.1 [NnPB ] 0 -
997 70997 - 1.0.66.6/
32 T1 10.20.1.2 0.0.0.1 [NnPB ] - -
    7.16.0.1 10.20.1.2 0.0.0.1 T1 <<<< Best
998 70998 +R 1.0.33.3/
32 T1 10.20.1.1 0.0.0.1 [NnPB ] 0 -
    7.16.0.1 10.20.1.1 0.0.0.1 T1 <<<< Best
999 70999 +R 1.0.11.1/
32 T1 10.20.1.3 0.0.0.1 [NnPB ] 0 -
    7.16.0.1 10.20.1.3 0.0.0.1 T1 <<<< Best

```

```

-----
Sts: R:reported I:incomplete W:wrong N:not reported F:failed +:SR-ack -
:no route
Type: L:local M: mapping Srv Tx: route type
FRR: L:Lfa R:RLfa (R):Reported (F):Failed

```

```

=====
*A:Dut-F#

```

22.96 sr-label

sr-label

Syntax

sr-label

Context

[\[Tree\]](#) (show>router>bgp sr-label)

Full Context

show router bgp sr-label

Description

This command displays BGP SR label information.

Platforms

All

22.97 sr-lfa-coverage

sr-lfa-coverage

Syntax

sr-lfa-coverage [**flex-algo** {*flex-algo-id* | **all**}]

Context

[\[Tree\]](#) (show>router>isis sr-lfa-coverage)

Full Context

show router isis sr-lfa-coverage

Description

This command displays IS-IS SR LFA coverage information. This corresponds to the coverage provided by the various LFA algorithms for SR-ISIS tunnel, SR-TE LSP, and LDP FEC if the **fast-reroute backup-sr-tunnel** option is enabled. The LFA algorithms activate the backup next hops in the following preference order:

1. TI-LFA
2. LFA
3. R-LFA

Parameters

flex-algo *flex-algo-id*

Displays SR LFA coverage information for the specified algorithm.

Values 128 to 255

all

Displays all the flexible algorithms that are configured.

Values 128 to 255, all

Platforms

All

Output

The following output is an example of SR LFA coverage information, and [Table 482: IS-IS SR LFA Coverage Output Fields](#) describes the output fields.

Sample Output

```
*A:Dut-C>>config>router>isis# show router isis 0 sr-lfa-coverage
=====
Rtr Base ISIS Instance 0 SR LFA Coverage
=====
MT-ID  SidType  Level  Proto      LFA      RLFA      TILFA      Coverage
-----
      node-sid      4(40%)   6(60%)   0(0%)      10/10(100%)
      adj-sid      0(0%)   2(100%)  0(0%)      2/2(100%)
=====
```

Sample Output

```
A:Dut-A# show router isis 0 sr-lfa-coverage flex-algo 128
=====
Rtr Base ISIS Instance 0 Flex-Algo 128 SR LFA Coverage
=====
MT-ID  SidType  Level  Proto  LFA      RLFA      TILFA      Coverage
-----
No Matching Entries
=====
A:Dut-A# show router isis 0 sr-lfa-coverage flex-algo all
=====
Rtr Base ISIS Instance 0 Flex-Algo 128 SR LFA Coverage
=====
MT-ID  SidType  Level  Proto  LFA      RLFA      TILFA      Coverage
-----
No Matching Entries
=====
```

[Table 482: IS-IS SR LFA Coverage Output Fields](#) describes the IS-IS SR LFA coverage output fields.

Table 482: IS-IS SR LFA Coverage Output Fields

Label	Description
MT-ID	Displays the MT identification
SidType	Displays the SID type

Label	Description
Level	Displays the level
Proto	Displays the protocol
LFA	Displays the LFA
RLFA	Displays the RLFA
TIFLA	Displays the TI-LFA
Coverage	Displays the percentage of coverage

sr-lfa-coverage

Syntax

sr-lfa-coverage [*area area-id*] [**flex-algo** { *flex-algo-id* | **all**}]

Context

[Tree] (show>router>ospf sr-lfa-coverage)

Full Context

show router ospf sr-lfa-coverage

Description

This command displays the details of the OSPF SR LFA coverage. This corresponds to the coverage provided by the various LFA algorithms for SR-OSPF tunnel, SR-TE LSP, and LDP FEC if **fast-reroute backup-sr-tunnel** option is enabled. The LFA algorithms activate the backup next hops using the preference order:

1. TI-LFA
2. LFA
3. R-LFA

Parameters

area *area-id*

Displays all interfaces configured in this area.

Values ip-address — a.b.c.d
 area — 0 to 4294967295

flex-algo *flex-algo-id*

Displays the OSPF SR LFA coverage details for the specified segment routing algorithm.

Values 128 to 255

flex-algo all

Displays the OSPF SR LFA coverage details for all segment routing algorithms.

Platforms

All

Output

The following output is an example of OSPF SR LFA coverage, and [Table 483: OSPF SR LFA Coverage Output Fields](#) describes the output fields.

Sample Output

```
*A:Dut-C# show router ospf sr-lfa-coverage flex-algo 128
=====
Rtr Base OSPFv2 Instance 0 Flex-Algo 128 SR LFA Coverage
=====
SidType      Area          LFA          RLFA         TILFA        Coverage
-----
node-sid     0.0.0.0       2(100%)     0(0%)        0(0%)        2/2(100%)
=====
*A:Dut-C#
```

Table 483: OSPF SR LFA Coverage Output Fields

Label	Description
SidType	Displays the SID type.
Area	Displays the OSPF area.
LFA	Displays the LFA.
RLFA	Displays the RLFA.
TIFLA	Displays the TI-LFA.
Coverage	Displays the percentage of coverage.

sr-lfa-coverage

Syntax

sr-lfa-coverage [area *area-id*]

Context

[\[Tree\]](#) (show>router>ospf3 sr-lfa-coverage)

Full Context

show router ospf3 sr-lfa-coverage

Description

This command displays the details of the OSPF SR LFA coverage. This corresponds to the coverage provided by the various LFA algorithms for SR-OSPF tunnel, SR-TE LSP, and LDP FEC if **fast-reroute backup-sr-tunnel** option is enabled. The LFA algorithms activate the backup next hops using the preference order:

1. TI-LFA
2. LFA
3. R-LFA

Parameters

area *area-id*

Displays all interfaces configured in this area.

Values ip-address — a.b.c.d
 area — 0 to 4294967295

Platforms

All

Output

Sample Output

```
*A:Dut-C>config>router>ospf3# show router ospf3 0 sr-lfa-coverage
=====
Rtr Base OSPFv3 Instance 0 SR LFA Coverage
=====
SidType      Area          LFA           RLFA          TILFA         Coverage
-----
node-sid     0.0.0.1       4 (40%)       6 (60%)       0 (0%)        10/10 (100%)
adj-sid      0.0.0.1       0 (0%)        2 (100%)      0 (0%)        2/2 (100%)
=====
```

The following table describes the OSPF SR LFA coverage output fields.

Table 484: OSPF SR LFA Coverage Output Fields

Label	Description
SidType	Displays the SID type.
Area	Displays the OSPF area.
LFA	Displays the LFA.
RLFA	Displays the RLFA.
TIFLA	Displays the TI-LFA.
Coverage	Displays the percentage of coverage.

22.98 sr-policies

sr-policies

Syntax

sr-policies

Context

[\[Tree\]](#) (clear>router>seg-rt sr-policies)

Full Context

clear router segment-routing sr-policies

Description

Commands in this context clear SR policies statistics.

Platforms

All

sr-policies

Syntax

sr-policies

Context

[\[Tree\]](#) (show>router>seg-rt sr-policies)

Full Context

show router segment-routing sr-policies

Description

Commands in this context display SR policy information.

Platforms

All

sr-policies

Syntax

sr-policies

Context

[\[Tree\]](#) (monitor>router>seg-rt sr-policies)

Full Context

monitor router segment-routing sr-policies

Description

Commands in this context monitor Segment Routing SR Policy Statistics.

Platforms

All

22.99 sr-policy-ipv4

sr-policy-ipv4

Syntax

sr-policy-ipv4 [*rd rd*] [*color color*] [*endpoint ip-address*]

Context

[\[Tree\]](#) (show>router>bgp>routes sr-policy-ipv4)

Full Context

show router bgp routes sr-policy-ipv4

Description

This command displays BGP SR policy IPv4 routes.

Parameters

ip-address

Specifies the endpoint IPv4 address.

Values a.b.c.d

Platforms

All

22.100 sr-policy-ipv6

sr-policy-ipv6

Syntax

sr-policy-ipv6 [*rd rd*] [*color color*] [**endpoint** *ipv6-address*]

sr-policy-ipv6 hunt [*rd rd*] [*color color*] [**endpoint** *ipv6-address*]

Context

[\[Tree\]](#) (show>router>bgp>routes sr-policy-ipv6)

Full Context

show router bgp routes sr-policy-ipv6

Description

This command displays BGP SR policy IPv6 routes.

Parameters

ipv6-address

Specifies the endpoint IPv6 address, up to 64 characters

Platforms

All

22.101 sr-te

sr-te

Syntax

sr-te

Context

[\[Tree\]](#) (clear>router>mpls>lsp>auto-lsp sr-te)

Full Context

clear router mpls lsp auto-lsp sr-te

Description

This command resets and restarts all auto SR-TE LSPs.

Platforms

All

sr-te

Syntax

sr-te

Context

[\[Tree\]](#) (clear>router>mpls>lsp sr-te)

Full Context

clear router mpls lsp sr-te

Description

This command resets and restarts all SR-TE LSPs.

Platforms

All

22.102 sr-te-cspf

sr-te-cspf

Syntax

sr-te-cspf [**path-computation-method** *path-computation-method*] **to** *ip-address* [**path** *path-name*] [**from** *ip-address*] [**include-bitmap** *bitmap*] [**exclude-bitmap** *bitmap*] [**hop-limit** *limit*] [**metric-type-te**] [**local-sr-protection** *local-sr-protection*] [**label-stack-reduction**] [**max-sr-labels** *label-stack-size*] [**exclude-address** *excl-addr* [*excl-addr*]] [**exclude-node** *excl-node-id* [*excl-node-id*]] [**skip-interface** *interface-name*]

Context

[\[Tree\]](#) (tools>perform>router>mpls sr-te-cspf)

Full Context

tools perform router mpls sr-te-cspf

Description

This command computes and returns one or more SR-TE paths and corresponding label stack to a given destination router and with the specified constraints.

By default, or when the user specifies the value of **ip-to-label** for the **path-computation-method** parameter, MPLS passes the **to** path and the **from** parameters to TE-DB, which converts the list of hops into a label stack by scanning the TE database for adjacency and node SID information that belongs to the router or link identified by each hop address. If the conversion is successful, the TE database returns the actual selected hop SIDs plus labels, as well as the configured path hop addresses that were used as the input for this conversion. None of the TE constraint parameters are used in this path computation method.

When the user specifies the value of **local-cspf** for the **path-computation-method** parameter, MPLS passes all parameters of the **tools** command, including the TE constraint parameters. In this case, a full CSPF is run using these parameters.

When the user runs this **tools** command without specifying a path name, CSPF returns the set of candidate ECMP paths. When the user specifies a path name, CSPF returns a single path, which is selected randomly similar to a configured SR-TE LSP, with the **path-computation-method local-cspf** command enabled.

Parameters

to *ip-address*

Specifies the destination address.

Values a.b.c.d

path *path-name*

Specifies the path name, up to 64 characters.

from *ip-address*

Specifies the originating IP address.

Values a.b.c.d

path-computation-method *path-computation-method*

Specifies the path computation method of the LSP path.

Values ip-to-label, local-cspf

hop-limit *limit*

Specifies the maximum number of hops for the path.

Values 0 to 255

exclude-bitmap *bitmap*

Specifies a bit-map of the admin groups that should be excluded in the path computation. Accepted in decimal, hex, or binary.

Values 0 to 4294967295

include-bitmap *bitmap*

Specifies a bit-map of the admin groups that should be included in the path. Accepted in decimal, hex, or binary.

Values 0 to 4294967295

metric-type-te

Specifies the use of the traffic engineering metric to optimize the path. By default, the link IGP metric is used.

local-sr-protection

Specifies the local LFA protection desired for the CSPF computed explicit path with adjacency SIDs.

Values none, preferred, mandatory

label-stack-reduction

Specifies to apply label stack reduction to the CSPF computed explicit path with adjacency SIDs.

max-sr-labels label-stack-size

Specifies the maximum label stack size of the CSPF computed path with or without label stack reduction.

Values 1 to 11

exclude-address ip-addr

Specifies a list of up to eight IP addresses that should be excluded in the path computation.

Values a.b.c.d

exclude-node excl-node-id

Specifies a list of up to eight addresses that should be excluded during the path computation.

Values a.b.c.d

skip-interface interface-name

Specifies an interface name, up to 32 characters, that should be skipped during the path computation.

Platforms

All

22.103 sr-te-lsp

sr-te-lsp

Syntax

sr-te-lsp [*lsp-name*] [**status** {up | down}] [**detail**] **path** [*path-name*] [**auto-lsp** {all | mesh-p2p-srte | one-hop-p2p-srte | on-demand-p2p-srte}] [**family** *family*]

sr-te-lsp count

sr-te-lsp [*lsp-name*] [**detail**] [**auto-lsp** {**all** | **mesh-p2p-srte** | **one-hop-p2p-srte** | **on-demand-p2p-srte**}]
[**family** *family*]

sr-te-lsp [*lsp-name*] [**status** {**up** | **down**}] [**to** {*ip-address* | *ipv6-address*}] [**detail**] [**auto-lsp** { **all** | **mesh-p2p-srte** | **one-hop-p2p-srte** | **on-demand-p2p-srte**}] [**family** *family*]

sr-te-lsp [*lsp-name*] **activepath** [**auto-lsp** {**all** | **mesh-p2p-srte** | **one-hop-p2p-srte** | **on-demand-p2p-srte**}] [**family** *family*]

sr-te-lsp [*lsp-name*] **egress-stats**

sr-te-lsp [*lsp-name*] **path** [*path-name*] [**auto-lsp** {**all** | **mesh-p2p-srte** | **one-hop-p2p-srte** | **on-demand-p2p-srte**}] **mbb**

Context

[\[Tree\]](#) (show>router>mpls sr-te-lsp)

Full Context

show router mpls sr-te-lsp

Description

This command displays SR-TE LSP information.

Parameters

lsp-name

Specifies the SR-TE LSP name, up to 64 characters.

status

Allows filtering of the output based on the status of the SR-TE LSP.

Values up, down

detail

Displays detailed information.

path-name

Specifies the SR-TE LSP path name, up to 64 characters.

auto-lsp

Displays the type of automatic LSP.

Values all, mesh-p2p-srte, one-hop-p2p-srte, on-demand-p2p-srte

family

Displays the family of IP addresses.

Values ipv4, ipv6

count

Displays the total number of SR-TE LSPs.

to {*ip-address* | *ipv6-address*}

Displays the IPv4 or IPv6 address of the egress router for the LSP.

egress-stats

Displays the traffic statistics for the specified SR-TE LSP or for all SR-TE LSPs if none is explicitly specified. Traffic statistics are provided for primary path, secondary path if any, and secondary standby paths, if any. Statistics are preserved across switchover only for primary and secondary standby paths.

mbb

Displays make-before-break (MBB) information.

activepath

Displays the SR-TE active paths, which are candidate paths selected as the best paths by the SR policy.make-before-break (MBB) information.

Platforms

All

Output

The following outputs are examples of MPLS SR-TE LSP information. The associated tables describe the output fields.

Sample Output

The following outputs apply to an SR-TE LSP for which the path is computed using the local SR-TE CSPF method.

```
*A:Dut-C# show router mpls sr-te-lsp "C_F_70000"
=====
MPLS SR-TE LSPs (Originating)
=====
LSP Name                To                Tun      Protect  Adm  Opr
                        Id                Id       Path
-----
C_F_70000                10.20.1.6        1        N/A      Up   Up
-----
LSPs : 1
=====
```

```
*A:Dut-C# show router mpls sr-te-lsp "C_F_70000" detail
=====
MPLS SR-TE LSPs (Originating) (Detail)
=====
Legend :
+ - Inherited
=====
Type : Originating
-----
LSP Name      : C_F_70000
LSP Type      : SrTeLsp
LSP Index     : 65536
From          : 10.20.1.3
Adm State     : Up
LSP Up Time   : 0d 11:40:44
Transitions   : 3
Retry Limit   : 0
Hop Limit     : 255
PathCompMethod : local-cspf
LSP Tunnel ID : 1
TTM Tunnel Id : 655362
To            : 10.20.1.6
Oper State    : Up
LSP Down Time : 0d 00:00:00
Path Changes  : 3
Retry Timer   : 10 sec
Negotiated MTU : 1484
```

```

FallbkPathComp : not-applicable
Metric          : 1000
Local Sr Protec* : preferred
Load Bal Wt    : N/A
Include Grps   :
None
BFD Template   : None
BFD Enable     : False
WaitForUpTimer : 4
Revert Timer   : Disabled
Entropy Label  : Enabled+
Negotiated EL  : Disabled
VprnAutoBind   : Enabled
IGP Shortcut   : Enabled
IGP LFA        : Disabled
BGPTransTun   : Enabled
Oper Metric    : 1000
PCE Report     : Disabled+
PCE Control    : Disabled
Max SR Labels  : 6
Path Profile   : None
Admin Tags     : None
Primary(a)     : C_F_70000

Metric Type    : igp
Label Stack Reduction : Enabled
ClassForwarding : Disabled
Exclude Grps   :
None
BFD Ping Intvl : N/A
BFD Failure-action : None
Next Revert In : N/A
Oper Entropy Label : Enabled

BGP Shortcut   : Enabled
IGP Rel Metric : Disabled

Additional FRR Labels: 1

Up Time       : 0d 11:40:44

Bandwidth     : 0 Mbps
  
```

=====

* indicates that the corresponding row element may have been truncated.

```
*A:Dut-C# show router mpls sr-te-lsp "C_F_70000" activepath
```

```
=====
MPLS LSP: C_F_70000 (active paths)
=====
```

Legend :

```
# - Manually switched path
#F - Manually forced switched path
```

```
=====
LSP Name      : C_F_70000
LSP Id        : 26114
Path Name     : C_F_70000
Active Path   : Primary
To            : 10.20.1.6
LSP Type     : SR-TE
=====
```

```
*A:Dut-C# tools perform router mpls sr-te-cspf to 10.20.1.6 path "C_F_70000" hop-
limit 3 label-stack-reduction path-computation-method local-cspf max-sr-labels 4
Req CSPF TE path
```

```
From: this node To: 10.20.1.6
```

```
CSPF TE Path
```

```
To: 10.20.1.6
```

```
[1] Source Add 10.20.1.3 Cost 4000
```

```
Hop 1 -> Label 524242 NH 10.10.2.3 --> 10.10.2.1 (10.20.1.1) Cost 1000 Color 0x0
```

```
Hop 2 -> Label 434687 NH :: --> 10.20.1.2 (10.20.1.2) Cost 1000 Color 0x0
```

```
Hop 3 -> Label 435087 NH :: --> 10.20.1.4 (10.20.1.4) Cost 1000 Color 0x0
```

```
Hop 4 -> Label 435487 NH :: --> 10.20.1.6 (10.20.1.6) Cost 1000 Color 0x0
```

```
*A:Dut-C#
```

```
*A:Dut-C# tools perform router mpls resignal sr-te-lsp "C_F_70000" path "C_F_70000"
```

```
*A:Dut-C#
```

```
1 2019/07/03 19:36:37.768 UTC WARNING: MPLS #2014 Base VR 1:
```

```
"LSP path C_F_70000::C_F_70000 resignaled as a result of manualResignal MBB"
```



```
*A:Dut-C# tools perform router mpls sr-te-cspf to 10.20.1.6 path "C_F_70000" hop-
limit 3 label-stack-reduction path-computation-method local-cspf max-sr-labels 4
Req CSPF TE path
  From: this node To: 10.20.1.6
CSPF TE Path
  To: 10.20.1.6
  [1] Source Add 10.20.1.3      Cost 4000
    Hop 1 -> Label 524242 NH 10.10.2.3 --> 10.10.2.1 (10.20.1.1) Cost 1000 Color 0x0
    Hop 2 -> Label 434687 NH :: --> 10.20.1.2 (10.20.1.2) Cost 1000 Color 0x0
    Hop 3 -> Label 435087 NH :: --> 10.20.1.4 (10.20.1.4) Cost 1000 Color 0x0
    Hop 4 -> Label 435487 NH :: --> 10.20.1.6 (10.20.1.6) Cost 1000 Color 0x0
*A:Dut-C#

*A:Dut-C# tools perform router mpls resignal sr-te-lsp "C_F_70000" path "C_F_70000"

*A:Dut-C#
1 2019/07/03 19:36:37.768 UTC WARNING: MPLS #2014 Base VR 1:
"LSP path C_F_70000::C_F_70000 resigaled as a result of manualResignal MBB"
```

Sample Output

The following show outputs display an LSP with BFD configured to use controlled return path. The following tables describe the MPLS SR-TE LSP detail fields and the MPLS SR-TE LSP path detail fields.

```
*A:Dut-C# /show router mpls sr-te-lsp detail

=====
MPLS SR-TE LSPs (Originating) (Detail)
=====
Legend :
+ - Inherited
=====
-----
Type : Originating
-----
LSP Name      : to_A_SR_TE
LSP Type      : SrTeLsp                LSP Tunnel ID      : 1
LSP Index     : 65536                  TTM Tunnel Id      : 655362
From          : 3.3.3.3
To            : 1.1.1.1
Adm State     : Up                     Oper State          : Up
LSP Up Time   : 0d 00:00:05            LSP Down Time      : 0d 00:00:00
Transitions   : 1                      Path Changes        : 1
Retry Limit   : 0                      Retry Timer         : 2 sec
Hop Limit     : 255                    Negotiated MTU     : 1496
PathCompMethod : none
FallbkPathComp : not-applicable
Metric        : N/A
Local Sr Protec* : preferred           Label Stack Reduction: Disabled
Load Bal Wt   : N/A                   ClassForwarding     : Disabled
Include Grps  :                        Exclude Grps         :
None          :                        None
Egress Stats  : Disabled
BFD Template  : None                  BFD Ping Intvl     : N/A
BFD Enable    : False                 BFD Failure-action  : None
WaitForUpTimer : 4
ReturnPathLabel : None

Revert Timer  : Disabled               Next Revert In     : N/A
Entropy Label : Enabled+              Oper Entropy Label : Enabled
Negotiated EL : Disabled              Override Tunnel ELC : Disabled
VprnAutoBind  : Enabled
IGP Shortcut  : Enabled               BGP Shortcut       : Enabled
```

```

IGP LFA           : Disabled           IGP Rel Metric    : Disabled
BGPTransTun      : Enabled
Oper Metric      : 16777215
PCE Report       : Disabled+
PCE Control      : Disabled
Max SR Labels    : 6                   Additional FRR Labels: 1
Path Profile     : None
Admin Tags       : None

Primary(a)       : path_A              Up Time           : 0d 00:00:09
Bandwidth        : 0 Mbps
Secondary        : path_A2             Down Time         : 0d 00:00:50
Bandwidth        : 0 Mbps
-----
Type : Originating
-----
LSP Name   : template-1.1.1.1-671747
LSP Type   : OneHopP2PSrTe           LSP Tunnel ID    : 16386
LSP Index  : 81921                   TTM Tunnel Id    : 671747
From       : 30.30.2.2
To         : 1.1.1.1
Adm State  : Up                       Oper State       : Up
LSP Up Time : 0d 00:00:08             LSP Down Time   : 0d 00:00:00
Transitions : 1                       Path Changes    : 1
Retry Limit : 0                       Retry Timer     : 30 sec
PathCompMethod : none
FallbkPathComp : not-applicable
Metric      : N/A
Local Sr Protec* : preferred          Label Stack Reduction: Disabled
Load Bal Wt : N/A                    ClassForwarding  : Disabled
Include Grps :                        Exclude Grps     :
None
Egress Stats : Disabled
BFDD Template : srte                  BFD Ping Intvl  : N/A
BFDD Enable   : True                  BFD Failure-action : None
WaitForUpTimer : 4
ReturnPathLabel : 35002

Revert Timer   : Disabled             Next Revert In   : N/A
Entropy Label  : Enabled+             Oper Entropy Label : Enabled
Negotiated EL  : Disabled             Override Tunnel ELC : Disabled
VprnAutoBind  : Enabled
IGP Shortcut   : Enabled              BGP Shortcut     : Enabled
IGP LFA        : Disabled             IGP Rel Metric   : Disabled
BGPTransTun   : Enabled
Oper Metric    : 16777215
OriginTemplName : template

Admin Tags     : None
PCE Report     : Disabled+
PCE Control    : Disabled
Max SR Labels  : 6                   Additional FRR Labels: 1
Path Profile   : None

Primary(a)     : path_A              Up Time           : 0d 00:00:09
Bandwidth      : 0 Mbps
-----

```

* indicates that the corresponding row element may have been truncated.

Table 485: Show Router MPLS SR-TE-LSP Detail Output Fields

Label	Description
LSP Name	The name of the LSP
LSP Type	The type of the LSP
LSP Tunnel ID	The tunnel ID number for the LSP used in the interaction with PCC/PCE
LSP Index	The LSP index used for indexing the LSP in the MIB table shared with the RSVP-TE LSP
TTM Tunnel Id	The tunnel ID number for the tunnel representing the LSP in the tunnel table
From	The IP address for the ingress router for the LSP
To	The IP address for the egress router for the LSP
Admin State	The administrative state of the LSP
Oper State	The operational state of the LSP
LSP Up Time	The length of time the LSP has been operational
LSP Down Time	The amount of time the LSP has been down
Transitions	The number of transitions that have occurred for the LSP
Path Changes	The number of times the path has changed
Retry Limit	The number of attempts that the software makes to reestablish the LSP after it has failed
Retry Timer	The time, in seconds, for LSP reestablishment attempts after LSP failure
Hop Limit	The maximum number of hops that an LSP can traverse, including the ingress and egress routers
Negotiated MTU	The size of the maximum transmission unit (MTU) that is negotiated during establishment of the LSP
PathCompMethod	pce — PCE path computation method is configured local-cspf — Local CSPF path computation method is configured none — No computation method is configured
FallbkPathComp	none — No fallback method is configured local-cspf — Local CSPF fallback is configured

Label	Description
Metric	The cost of the TE path for the LSP
Local Sr Protection	The local LFA protection wanted for the CSPF computed explicit path with adjacency SIDs
Label Stack Reduction	The label stack reduction applied to the CSPF computed explicit path with adjacency SIDs
Load Bal Wt	The load balance weight value
Include Grps	The included groups. None indicates that no groups are included
Exclude Grps	The excluded groups. None indicates that no groups are excluded
Egress Stats	The traffic statistics for the specified SR-TE LSP or for all SR-TE LSPs if none is explicitly specified. Traffic statistics are provided for primary path, secondary path, if any, and secondary standby paths, if any. Statistics are preserved across switch over for primary and secondary standby paths
BFD Template	The BFD template name
BFD Ping Intvl	The BFD ping interval
BFD Enable	The operational state of the BFD on the LSP
BFD Failure-action	The failure action that is configured for the BFD LSP
WaitForUpTimer	The BFD wait for up timer value
ReturnPathLabel	The return path label added to the MPLS label to the bottom of the label stack for S-BFD. With this configured, the S-BFD packet returns to the initiator through the MPLS return path
Revert Timer	The length of time before a named LSP using the secondary path to revert to the primary path
Next Revert In	The next revert interval
Entropy Label	The enabled or disabled status for the entropy label
Oper Entropy Label	Indicates that the entropy label is in use
Negotiated EL	Indicates if the entropy label is negotiated for the LSP
Override Tunnel ELC	The enabled or disabled status of the override tunnel ELC
VRPNAutoBind	The enabled or disabled status for VRPN autobind

Label	Description
IGP Shortcut	The enabled or disabled status for IGP shortcut
BGP Shortcut	The enabled or disabled status for BGP shortcut
IGP LFA	The enabled or disabled status for IGP LFA
BGPTransTun	The enabled or disabled status for BGP transport tunnels
Oper Metric	The enabled or disabled status of the operational metric
PCE Report	The enabled or disabled status of PCE report
PCE Control	The enabled or disabled status of PCE control
Max SR Labels	The maximum label stack size of the computed path with or without label stack reduction
Additional FRR Labels	The additional FRR labels value that the router is configured to take into account during TI-LFA
Path Profile	The path profile value for the LSP
Admin Tags	The administrative tag names. None indicates that there are no tags.
Primary (a)	The preferred path for the LSP
Up Time	The total time in increments that the LSP path has been operational
Bandwidth	The amount of bandwidth in Mb/s reserved for the LSP path
Secondary	The alternate path that the LSP uses if the primary path is not available
Downtime	The time that the LSP has been down
Bandwidth	The amount of bandwidth in Mb/s reserved for the LSP path

```
*A:Dut-C# /show router mpls sr-te-lsp path detail
```

```
=====
MPLS SR-TE LSP
Path (Detail)
=====
```

```
Legend :
```

```

  S      - Strict           L      - Loose
  A-SID  - Adjacency SID   N-SID - Node SID
  +      - Inherited

```

```
-----
LSP SR-TE to_A_SR_TE
Path path_A
```

```

-----
LSP Name      : to_A_SR_TE
Path LSP ID   : 3072
From          : 3.3.3.3
To           : 1.1.1.1
Admin State   : Up                               Oper State    : Up
Path Name     : path_A
Path Type     : Primary
Path Admin    : Up                               Path Oper     : Up
Path Up Time  : 0d 00:01:11                     Path Down Time: 0d 00:00:00
Retry Limit   : 0                               Retry Timer    : 2 sec
Retry Attempt : 0                               Next Retry In : 0 sec

PathCompMethod : none                         OperPathCompMethod: none
MetricType     : igp                         Oper MetricType : igp
LocalSrProt    : preferred                   Oper LocalSrProt : N/A
LabelStackRed  : Disabled                    Oper LabelStackRed: N/A

Bandwidth      : No Reservation                Oper Bandwidth  : 0 Mbps
Hop Limit      : 255                         Oper HopLimit   : 255
Setup Priority  : 7                          Oper SetupPriority: 7
Hold Priority   : 0                          Oper HoldPriority: 0
Inter-area     : N/A

PCE Updt ID    : 0                           PCE Updt State : None
PCE Upd Fail Code: noError

PCE Report     : Disabled+                   Oper PCE Report : Disabled
PCE Control    : Disabled                    Oper PCE Control : Disabled

Include Groups :                               Oper IncludeGroups:
None                                                  None
Exclude Groups :                               Oper ExcludeGroups:
None                                                  None
Last Resignal  : n/a

IGP/TE Metric  : 16777215                     Oper Metric     : 16777215
Oper MTU       : 1496                         Path Trans      : 1
Degraded       : False
Failure Code    : noError
Failure Node    : n/a
Explicit Hops   :
  No Hops Specified
Actual Hops     :
  1.1.1.1(1.1.1.1) (N-SID)                    Record Label    : 19410

BFD Configuration and State
Template        : srte                         Ping Interval   : N/A
Enable         : True                          State           : up
ReturnPathLabel : 35001                       OperWaitForUpTimer: 4 sec
WaitForUpTimer : 4 sec
WaitForUpTmLeft : 0
StartFail Rsn  : N/A

-----
LSP SR-TE to_A_SR_TE
Path path_A2
-----
LSP Name      : to_A_SR_TE
Path LSP ID   : 3074
From          : 3.3.3.3
To           : 1.1.1.1
Admin State   : Up                               Oper State    : Up
Path Name     : path_A2
  
```

```

Path Type      : Secondary
Path Admin     : Up
Path Up Time   : 0d 00:00:00
Retry Limit    : 0
Retry Attempt  : 0

PathCompMethod : none
MetricType     : igp
LocalSrProt    : preferred
LabelStackRed  : Disabled

Bandwidth      : No Reservation
Hop Limit      : 255
Setup Priority  : 7
Hold Priority   : 0
Inter-area     : N/A

PCE Updt ID    : 0
PCE Upd Fail Code: noError

PCE Report     : Disabled+
PCE Control    : Disabled

Include Groups :
None
Exclude Groups :
None
Last Resignal  : n/a

IGP/TE Metric  : N/A
Oper MTU       : N/A
Degraded       : False
Failure Code   : noError
Failure Node   : n/a
Explicit Hops  :
  No Hops Specified
Actual Hops    :
  No Hops Specified
Srlg           : Disabled

Srlg Disjoint  : False

BFD Configuration and State
Template       : srte
Enable        : True
ReturnPathLabel : 35002
WaitForUpTimer : 4 sec
WaitForUpTmLeft : 0
StartFail Rsn  : N/A

Path Oper      : Down
Path Down Time : 0d 00:01:53
Retry Timer    : 2 sec
Next Retry In  : 0 sec

OperPathCompMethod: N/A
Oper MetricType  : N/A
Oper LocalSrProt : N/A
Oper LabelStackRed: N/A

Oper Bandwidth   : N/A
Oper HopLimit    : N/A
Oper SetupPriority: N/A
Oper HoldPriority : N/A

PCE Updt State  : None

Oper PCE Report  : Disabled
Oper PCE Control : Disabled

Oper IncludeGroups:
  N/A
Oper ExcludeGroups:
  N/A

Oper Metric      : N/A
Path Trans       : 0

Ping Interval    : N/A
State            : notApplicable

OperWaitForUpTimer: 4 sec
  
```

```

LSP SR-TE template-1.1.1.1-671747
Path path_A
-----
LSP Name      : template-1.1.1.1-671747
Path LSP ID   : 14336
From         : 30.30.2.2
To          : 1.1.1.1
Admin State   : Up
Path Name    : path_A
Path Type     : Primary
Path Admin    : Up
Path Up Time  : 0d 00:01:12
Retry Limit   : 0
Retry Attempt : 0

Oper State    : Up

Path Oper     : Up
Path Down Time : 0d 00:00:00
Retry Timer   : 30 sec
Next Retry In : 0 sec
  
```

```

PathCompMethod : none          OperPathCompMethod: none
MetricType      : igp          Oper MetricType   : igp
LocalSrProt    : preferred     Oper LocalSrProt  : N/A
LabelStackRed  : Disabled      Oper LabelStackRed: N/A

Bandwidth      : No Reservation Oper Bandwidth    : 0 Mbps
Hop Limit      : 2             Oper HopLimit     : 2
Setup Priority  : 7             Oper SetupPriority: 7
Hold Priority   : 0             Oper HoldPriority  : 0
Inter-area     : N/A

PCE Updt ID    : 0             PCE Updt State   : None
PCE Upd Fail Code: noError

PCE Report     : Disabled+     Oper PCE Report  : Disabled
PCE Control    : Disabled      Oper PCE Control  : Disabled

Include Groups :                Oper IncludeGroups:
None                                                  None
Exclude Groups :                Oper ExcludeGroups:
None                                                  None
Last Resignal  : n/a

IGP/TE Metric  : 16777215      Oper Metric       : 16777215
Oper MTU       : 1496          Path Trans        : 1
Degraded       : False
Failure Code    : noError
Failure Node   : n/a
Explicit Hops  :
  No Hops Specified
Actual Hops    :
  30.30.2.1(1.1.1.1)(A-SID)      Record Label     : 524282

BFD Configuration and State
Template       : None          Ping Interval     : N/A
Enable        : False         State             : up
ReturnPathLabel : None
WaitForUpTimer : 4 sec       OperWaitForUpTimer: 4 sec
WaitForUpTmLeft : 0
StartFail Rsn : N/A
    
```

Table 486: Show Router MPLS SR-TE-LSP Detail Output Fields

Label	Description
LSP Name	The name of the LSP
Path LSP ID	The path LSP ID
From	The IP address for the ingress router for the LSP
To	The IP address for the egress router for the LSP
Admin State	The administrative state of the LSP
Oper State	The operational state of the LSP
Path Name	The name of the LSP path
Path Type	The type of LSP path

Label	Description
Path Admin	The administrative state of the LSP path
Path Oper	The operational state of the LSP path
Path Up Time	The length of time the LSP path has been operational
Path Down Time	The length of time the LSP path has been down
Retry Limit	The number of attempts that the software makes to reestablish the path after it has failed
Retry Timer	The time, in seconds, for path reestablishment attempts after LSP failure
Retry Attempt	The number of retry attempts
Next Retry In	The next retry value
PathCompMethod	The path computation method for the specific LSP pce — PCE path computation method is configured local-cspf — Local CSPF path computation method is configured none — No computation method is configured
OperPathCompMethod	The operational state of the path computation method pce — PCE path computation method is configured local-cspf — Local CSPF path computation method is configured none — No computation method is configured
MetricType	The cost of the TE path for the specific LSP
Oper MetricType	The operational state of cost of the TE path
LocalSrProt	The local LFA protection for the CSPF computed explicit path with adjacency SIDs
Oper LocalSrProt	The operational state of LFA protection for the CSPF computed explicit path with adjacency SIDs
LabelStackRed	The label stack reduction applied to the CSPF computed explicit path with adjacency SIDs
Oper LabelStackRed	The operational state of the label stack reduction applied to the CSPF computed explicit path with adjacency SIDs
Bandwidth	The amount of bandwidth in Mb/s to be reserved
Oper Bandwidth	The operational state of the bandwidth

Label	Description
Hop Limit	The maximum number of hops for the path
Oper HopLimit	The operational state of the maximum number of hops for the path
Setup Priority	The setup priority value to use for the path
Oper SetupPriority	The operational state of the setup priority value for the path
Hold Priority	The hold priority to use for the path
Oper HoldPriority	The operational state of the hold priority for the path
PCE Report	The enabled or disabled status of PCE report
Oper PCE Report	The operational state of the PCE report
PCE Control	The enabled or disabled status of PCE control
Oper PCE Control	The operational state of PCE control
Include Groups	The included groups. None indicates that no groups are included
Oper IncludeGroups	The operational state of the included groups
Exclude Groups	The excluded groups. None indicates that no groups are included
Oper ExcludeGroups	The operational state of the excluded groups
Oper MTU	The largest service frame size that can be transmitted to the far-end router without requiring the packet to be fragmented
Failure Code	The reason code for in-progress MBB value. A value of none indicates that no failure has occurred.
Failure Node	The IP address of the node in the LSP path at which the in-progress MBB failed. When no failure has occurred this value is none.
Explicit Hops	The explicit configured hops for an LSP path
Actual Hops	The actual hops an LSP path takes
Record Label	The record label value
Template	Indicates if the BFD template configured
Ping Interval	The BFD ping interval value
Enable	Indicates if BFD is enabled

Label	Description
State	The state of BFD
ReturnPathLabel	The return path label to add to the MPLS label on the bottom of the label stack for S-BFD. When configured, the S-BFD packet returns to the initiator through the MPLS return path.
WaitForUpTimer	The BFD wait for up timer value
OperWaitForUpTimer	The operational state of the wait for up timer value
WaitForUpTmLeft	The length of time remaining for the wait for up timer

Sample Output

The following outputs apply to an SR-TE auto-LSP for which the path is computed by the hop-to-label translation method.

```
*A:Phoenix 199# show router mpls sr-te-lsp "sr-te-level2-mesh-192.168.48.223-716805" detail
=====
MPLS SR-TE LSPs (Originating) (Detail)
=====
-----
Type : Originating
-----
LSP Name       : sr-te-level2-mesh-192.168.48.223-716805
LSP Type      : MeshP2PSrTe           LSP Tunnel ID   : 61444
LSP Index     : 126979                TTM Tunnel Id   : 716805
From          : 192.168.48.199        To              : 192.168.48.2*
Adm State     : Up                    Oper State      : Up
LSP Up Time   : 0d 00:02:12          LSP Down Time  : 0d 00:00:00
Transitions   : 3                    Path Changes    : 3
Retry Limit   : 0                    Retry Timer     : 30 sec
PathCompMethod : none
FallbkComp    : not-applicable
Metric        : N/A                  Use TE metric   : Disabled
Include Grps  :                      Exclude Grps    :
None
VprnAutoBind  : Enabled
IGP Shortcut  : Enabled              BGP Shortcut    : Enabled
IGP LFA       : Disabled             IGP Rel Metric  : Disabled
BGPTransTun   : Enabled
Oper Metric   : 16777215
PCE Report    : Enabled
PCE Control   : Disabled
Max SR Labels : 8                    Additional FRR Labels: 2
Path Profile   :
None
Primary(a)    : loose-anycast-sid     Up Time         : 0d 00:02:12
Bandwidth     : 0 Mbps
=====
```

```
*A:Phoenix 199# show router mpls sr-te-lsp "sr-te-level2-mesh-192.168.48.223-716805" path detail
=====
MPLS SR-TE LSP sr-te-level2-mesh-192.168.48.223-716805 Path (Detail)
=====
```

```

Legend :
  S - Strict
  A-SID - Adjacency SID
  + - Inherited
  L - Loose
  N-SID - Node SID
=====
-----
SR-TE LSP sr-te-level2-mesh-192.168.48.223-716805 Path loose-anycast-sid
-----
LSP Name      : sr-te-level2-mesh-192.168.48.223-716805
Path LSP ID   : 20480
From          : 192.168.48.199          To          : 192.168.48.223
Admin State   : Up                    Oper State   : Up
Path Name     : loose-anycast-sid     Path Type    : Primary
Path Admin    : Up                    Path Oper    : Up
Path Up Time  : 0d 02:30:28           Path Down Time : 0d 00:00:00
Retry Limit   : 0                     Retry Timer   : 30 sec
Retry Attempt : 1                     Next Retry In : 0 sec
PathCompMethod : local-cspf           OperPathCompMethod : local-cspf
MetricType    : igp                   Oper MetricType : igp
LocalSrProt   : preferred              Oper LocalSrProt : preferred
LabelStackRed : Disabled               Oper LabelStackRed : Disabled
Bandwidth     : No Reservation         Oper Bandwidth   : 0 Mbps
Hop Limit     : 255                   Oper HopLimit    : 255
Setup Priority : 7                     Oper Setup Priority : 7
Hold Priority  : 0                     Oper Hold Priority : 0
Inter-area    : N/A
PCE Updt ID   : 0                     PCE Updt State  : None
PCE Upd Fail Code: noError
PCE Report    : Enabled                Oper PCE Report  : Disabled
PCE Control   : Disabled              Oper PCE Control  : Disabled
Include Groups :
None
Exclude Groups :
None
IGP/TE Metric : 16777215              Oper Metric      : 16777215
Oper MTU      : 1492                  Path Trans       : 1
Failure Code   : noError
Failure Node   : n/a
Explicit Hops  :
  192.168.48.99(L)
Actual Hops    :
  192.168.48.99 (192.168.48.185) (N-SID)   Record Label : 200099
  -> 192.168.48.223 (192.168.48.223) (N-SID) Record Label : 200323
=====
  
```

```

*A:Phoneix 199# show router mpls sr-te-lsp
- sr-te-lsp [<lsp-name>] [status {up|down}] [detail] path [<path-name>]
  [auto-lsp {all|mesh-p2p-srte|one-hop-p2p-srte}]
- sr-te-lsp [<lsp-name>] [detail] [auto-lsp {all|mesh-p2p-srte|
  one-hop-p2p-srte}]
- sr-te-lsp [<lsp-name>] [status {up|down}] [to <ip-address>] [detail]
  [auto-lsp {all|mesh-p2p-srte|one-hop-p2p-srte}]
<lsp-name>      : [64 chars max]
<up|down>      : up|down
<ip-address>   : a.b.c.d
<detail>       : keyword
<path>         : keyword
<path-name>    : [32 chars max]
<all|mesh-p2p-srte*> : keyword - specify type of auto-lsp
  
```

```

*A:Phoneix 199# show router mpls sr-te-lsp auto-lsp all
=====
  
```

```

MPLS Auto SR-TE LSPs (Originating)
=====
LSP Name                               To                               Tun   Protect  Adm  Opr
                                   Id                               Id    Path
-----
sr-te-level2-mesh-192.168.48.221-    192.168.48.221    61443  N/A      Up   Up
716804
sr-te-level2-mesh-192.168.48.223-    192.168.48.223    61444  N/A      Up   Up
716805
-----
LSPs : 2
=====

```

```

*A:Phoneix 199# show router mpls sr-te-lsp auto-lsp mesh-p2p-srte
=====
MPLS Auto SR-TE LSPs (Originating)
=====
LSP Name                               To                               Tun   Protect  Adm  Opr
                                   Id                               Id    Path
-----
sr-te-level2-mesh-192.168.48.221-    192.168.48.221    61443  N/A      Up   Up
716804
sr-te-level2-mesh-192.168.48.223-    192.168.48.223    61444  N/A      Up   Up
716805
-----
LSPs : 2
=====

```

Sample Output

The following output applies to SR-TE LSP count statistics.

```

=====
MPLS SR-TE LSP Count
=====
Total          IPv4          IPv6
-----
SR-TE LSPs    0             0             0
Mesh SR-TE LSPs  0             0             0
One Hop SR-TE LSPs  0             0             0
PCE Init SR-TE LSPs  0             0             0
=====

```

[Table 487: MPLS SR-TE LSP Output Fields](#) describes the MPLS SR-TE LSP count statistics output fields.

Table 487: MPLS SR-TE LSP Output Fields

Label	Description
LSP Name	The name of the LSP used in the path.
Adm State	Down — The path is administratively disabled. Up — The path is administratively enabled.
PathCompMethod	pce — PCE path computation method is configured. local-cspf — Local CSPF path computation method is configured.

Label	Description
FallbackPathComp	none — No fallback method is configured. local-cspf — Local CSPF fallback is configured.
Retry Limit	The number of attempts that the software should make to reestablish the LSP after it has failed.
Hop Limit	The maximum number of hops that an LSP can traverse, including the ingress and egress routers.
Retry Timer	The time in seconds, for LSP re-establishment attempts after an LSP failure.
LSP Up Time	The total time in increments that the LSP path has been operational.
LSP Down Time	The total time in increments that the LSP path has not been operational.
SR-TE LSPs	Displays the number of SR-TE LSPs
Mesh SR-TE LSPs	Displays the number of mesh SR-TE LSPs
One Hop-P2P SR-TE LSPs	Displays the number of one-hop SR-TE LSPs
PCE Init SR-TE LSPs	Displays the number of PCE initiated SR-TE LSPs

Sample Output

The following outputs apply to a router-controlled or to a PCC-controlled SR-TE LSP for which the path is computed using the hop-to-label transition method.

```
*A:Dut-A# show router mpls sr-te-lsp "srTeRtrControlled" path "1" detail
=====
MPLS SR-TE LSP srTeRtrControlled Path 1 (Detail)
=====
Legend :
  S - Strict          L - Loose
=====
-----
SR-TE LSP srTeRtrControlled Path 1
-----
LSP Name       : srTeRtrControlled
Path LSP ID    : 1024
From           : 10.20.1.1          To           : 10.20.1.6
Admin State    : Up                Oper State   : Up
Path Name      : 1                 Path Type    : Primary
Path Admin     : Up                Path Oper    : Up
Path Up Time   : 0d 00:03:19       Path Down Time : 0d 00:00:00
Retry Limit    : 0                 Retry Timer   : 30 sec
Retry Attempt  : 1                 Next Retry In  : 0 sec

PathCompMethod : pce                OperPathCompMethod : pce
MetricType     : igp                Oper MetricType    : igp
LocalSrProt    : preferred          Oper LocalSrProt   : preferred
LabelStackRed  : disabled           Oper LabelStackRed : disabled

Bandwidth      : No Reservation     Oper Bandwidth     : 0 Mbps
```

```

Hop Limit      : 255                Oper HopLimit   : 255
Setup Priority  : 7                  Oper Setup Priority : 7
Hold Priority   : 0                  Oper Hold Priority  : 0
Inter-area     : N/A

PCE Updt ID    : 0                  PCE Updt State   : None
PCE Upd Fail Code: noError

PCE Report     : Inherited          Oper PCE Report   : Disabled
PCE Control    : Disabled          Oper PCE Control  : Disabled

Include Groups :                    Oper Include Groups :
None                                                  None
Exclude Groups :                    Oper Exclude Groups :
None                                                  None

IGP/TE Metric  : 16777215          Oper Metric       : 16777215
Oper MTU       : 1484              Path Trans        : 1
Failure Code   : noError
Failure Node   : n/a
Explicit Hops  :
  10.20.1.2(S)      -> 10.20.1.3(L)
Actual Hops    :
  10.10.1.2 (10.20.1.2)      Record Label      : 262143
-> 10.20.1.3 (10.20.1.3)    Record Label      : 102003
-> 10.20.1.6 (10.20.1.6)    Record Label      : 103006
=====
  
```

```
*A:Dut-A# show router mpls sr-te-lsp "srTeRtrControlled" detail
```

```
=====
MPLS SR-TE LSPs (Originating) (Detail)
=====
```

```
Type : Originating
```

```

-----
LSP Name       : srTeRtrControlled
LSP Type       : SrTeLsp
LSP Index      : 65537
From           : 10.20.1.1
Adm State      : Up
LSP Up Time    : 0d 00:06:09
Transitions    : 1
Retry Limit    : 0
Hop Limit      : 255
PathCompMethod : none
FallbkPathComp : not-applicable
Metric         : N/A
Include Grps   :
None
Exclude Grps   :
None

VprnAutoBind   : Enabled
IGP Shortcut    : Enabled
IGP LFA         : Disabled
BGPTransTun    : Enabled
Oper Metric     : 16777215
PCE Report     : Inherited
PCE Control    : Disabled
Path Profile    :
None
Max SR Labels   : 6

Primary(a)     : 1
Bandwidth      : 0 Mbps
Up Time        : 0d 00:06:09
=====
  
```

Outputs with other filters:

```
*A:Dut-A# show router mpls sr-te-lsp
=====
MPLS SR-TE LSPs (Originating)
=====
```

LSP Name	To	Tun Id	Protect Path	Adm	Opr
sr-tel	10.20.1.6	1	N/A	Up	Up
srTeRtrControlled	10.20.1.6	2	N/A	Up	Up

```
-----
LSPs : 2
=====
```

```
*A:Dut-A# show router mpls sr-te-lsp path
=====
MPLS SR-TE LSP Path
=====
```

LSP Name	To	Adm State	Oper State
sr-tel	10.20.1.6	Up	Up

```
-----
```

Path Name	Type	Adm	Opr
1	Primary	Up	Up

```
-----
```

LSP Name	To	Adm State	Oper State
srTeRtrControlled	10.20.1.6	Up	Up

```
-----
```

Path Name	Type	Adm	Opr
1	Primary	Up	Up

```
=====
```

```
*A:Dut-A# show router mpls sr-te-lsp to 10.20.1.6
=====
MPLS SRTE LSPs (Originating)
=====
```

LSP Name	To	Tun Id	Protect Path	Adm	Opr
sr-tel	10.20.1.6	1	N/A	Up	Up
srTeRtrControlled	10.20.1.6	2	N/A	Up	Up

```
-----
LSPs : 2
=====
```

```
*A:Dut-A# show router mpls sr-te-lsp status up
=====
MPLS SR-TE LSPs (Originating)
=====
```

LSP Name	To	Tun Id	Protect Path	Adm	Opr
sr-tel	10.20.1.6	1	N/A	Up	Up
srTeRtrControlled	10.20.1.6	2	N/A	Up	Up

```
-----
LSPs : 2
=====
```



```

=====
*A:Dut-A# show router mpls sr-te-lsp "srTeRtrControlled" status up detail path "1"
=====
MPLS SR-TE LSP srTeRtrControlled Path 1 (Detail)
=====
Legend :
  S - Strict          L - Loose
=====
-----
SR-TE LSP srTeRtrControlled Path 1
-----
LSP Name       : srTeRtrControlled
Path LSP ID    : 1024
From           : 10.20.1.1          To           : 10.20.1.6
Admin State    : Up                Oper State   : Up
Path Name      : 1                 Path Type    : Primary
Path Admin     : Up                Path Oper    : Up
Path Up Time   : 0d 00:07:12       Path Down Time : 0d 00:00:00
Retry Limit    : 0                 Retry Timer   : 30 sec
Retry Attempt  : 1                 Next Retry In : 0 sec

PathCompMethod : none
FallbkPathComp : not-applicable

Bandwidth      : No Reservation     Oper Bandwidth : 0 Mbps
Hop Limit      : 255                Oper HopLimit  : 255
Setup Priority  : 7                 Oper Setup Priority : 7
Hold Priority   : 0                 Oper Hold Priority : 0
Inter-area     : N/A

PCE Updt ID    : 0                 PCE Updt State : None
PCE Upd Fail Code: noError

PCE Report     : Inherited          Oper PCE Report : Disabled
PCE Control    : Disabled          Oper PCE Control : Disabled

Include Groups :                    Oper Include Groups :
None                                                  None
Exclude Groups :                    Oper Exclude Groups :
None                                                  None

IGP/TE Metric  : 16777215          Oper Metric      : 16777215
Oper MTU       : 1484              Path Trans       : 1
Failure Code   : noError
Failure Node   : n/a
Explicit Hops  :
  10.20.1.2(S)  -> 10.20.1.3(L)
Actual Hops    :
  10.10.1.2 (10.20.1.2)          Record Label    : 262143
-> 10.20.1.3 (10.20.1.3)          Record Label    : 102003
-> 10.20.1.6 (10.20.1.6)          Record Label    : 103006
=====

```

Sample Output

The following outputs apply to PCE-computed SR-TE LSPs.

```

=====
*A:Dut-B>config>router>mpls>lsp# /show router mpls sr-te-lsp "srte_lsp" path detail
=====
MPLS SR-TE LSP srte_lsp Path (Detail)
=====

```

```

Legend :
  S - Strict
  L - Loose
=====
-----
SR-TE LSP srte_lsp Path fully_loose
-----
LSP Name       : srte_lsp
Path LSP ID    : 2
From           : 10.20.1.2
Admin State    : Up
Path Name      : fully_loose
Path Admin     : Up
Path Up Time   : 0d 10:48:05
Retry Limit    : 0
Retry Attempt  : 1
PathCompMethod : pce
MetricType     : igp
LocalSrProt    : preferred
LabelStackRed  : Disabled
Bandwidth      : No Reservation
Hop Limit      : 255
Setup Priority  : 7
Hold Priority   : 0
Inter-area     : N/A

PCE Updt ID    : 0
PCE Upd Fail Code: noError
PCE Report     : Enabled
PCE Control    : Disabled

Include Groups :
None
Exclude Groups :
None

IGP/TE Metric  : 20
Oper MTU       : 1492
Failure Code    : noError
Failure Node   : n/a
Explicit Hops  :
  No Hops Specified
Actual Hops    :
  192.168.2.1
-> 192.168.5.5

To             : 10.20.1.5
Oper State     : Up
Path Type      : Primary
Path Oper      : Up
Path Down Time : 0d 00:00:00
Retry Timer    : 30 sec
Next Retry In  : 0 sec
OperPathCompMethod : pce
Oper MetricType : igp
Oper LocalSrProt : preferred
Oper LabelStackRed : Disabled
Oper Bandwidth  : 0 Mbps
Oper HopLimit   : 255
Oper Setup Priority : 7
Oper Hold Priority : 0

PCE Updt State : None
Oper PCE Report : Enabled
Oper PCE Control : Disabled

Oper Include Groups :
  None
Oper Exclude Groups :
  None

Oper Metric      : 20
Path Trans       : 1

Record Label     : 131071
Record Label     : 131068
=====
  
```

```

*A:Dut-B>config>router>mpls>lsp# /show router mpls sr-te-lsp "srte_lsp" detail
=====
MPLS SR-TE LSPs (Originating) (Detail)
=====
-----
Type : Originating
-----
LSP Name       : srte_lsp
LSP Type       : SrTeLsp
LSP Index      : 65536
From           : 10.20.1.2
Adm State      : Up
LSP Up Time    : 0d 10:48:17
Transitions    : 1
Retry Limit    : 0
Hop Limit      : 255
PathCompMethod : pce

LSP Tunnel ID  : 1
TTM Tunnel Id  : 655362
To             : 10.20.1.5
Oper State     : Up
LSP Down Time  : 0d 00:00:00
Path Changes   : 1
Retry Timer    : 30 sec
Negotiated MTU : 1492
  
```

```

FallbkPathComp : none
Metric          : N/A
Include Grps   :
None
VprnAutoBind  : Enabled
IGP Shortcut   : Enabled
IGP LFA        : Disabled
BGPTransTun   : Enabled
Oper Metric    : 20
PCE Report     : Enabled
PCE Control    : Disabled
Max SR Labels  : 6
Path Profile   :
None
Primary(a)     : fully_loose
Bandwidth      : 0 Mbps
Use TE metric  : Disabled
Exclude Grps  :
None
BGP Shortcut   : Enabled
IGP Rel Metric : Disabled
Additional FRR Labels: 1
Up Time        : 0d 10:48:17
=====
  
```

Sample Output

The following outputs apply to a PCE-computed SR-TE LSP when **pce-report sr-te** is enabled under MPLS.

```

*A:Dut-B>config>router>mpls>lsp# /show router mpls sr-te-lsp "srte_lsp" path detail
=====
MPLS SR-TE LSP srte_lsp Path (Detail)
=====
Legend :
  S - Strict          L - Loose
=====
-----
SR-TE LSP srte_lsp Path fully_loose
-----
LSP Name          : srte_lsp
Path LSP ID       : 2
From              : 10.20.1.2
Admin State       : Up
Path Name         : fully_loose
Path Admin        : Up
Path Up Time      : 0d 10:51:47
Retry Limit       : 0
Retry Attempt     : 1
PathCompMethod    : pce
MetricType        : igp
LocalSrProt       : preferred
LabelStackRed     : Disabled
Bandwidth         : No Reservation
Hop Limit         : 255
Setup Priority    : 7
Hold Priority      : 0
Inter-area        : N/A
To                : 10.20.1.5
Oper State        : Up
Path Type         : Primary
Path Oper         : Up
Path Down Time    : 0d 00:00:00
Retry Timer       : 30 sec
Next Retry In     : 0 sec
OperPathCompMethod: pce
Oper MetricType   : igp
Oper LocalSrProt  : preferred
Oper LabelStackRed : Disabled
Oper Bandwidth    : 0 Mbps
Oper HopLimit     : 255
Oper Setup Priority : 7
Oper Hold Priority : 0
PCE Updt ID       : 0
PCE Upd Fail Code: noError
PCE Report        : Inherited
PCE Control       : Disabled
PCE Updt State    : None
Oper PCE Report   : Enabled
Oper PCE Control  : Disabled
Include Groups    :
None
Oper Include Groups :
None
Exclude Groups    :
None
Oper Exclude Groups :
None
IGP/TE Metric     : 20
Oper MTU           : 1492
Oper Metric        : 20
Path Trans        : 1
  
```

```

Failure Code      : noError
Failure Node     : n/a
Explicit Hops    :
  No Hops Specified
Actual Hops      :
  192.168.2.1
-> 192.168.5.5
Record Label     : 131071
Record Label     : 131068
=====
  
```

```

*A:Dut-B>config>router>mpls>lsp# /show router mpls sr-te-lsp "srte_lsp" detail
=====
MPLS SR-TE LSPs (Originating) (Detail)
=====
-----
Type : Originating
-----
LSP Name       : srte_lsp
LSP Type      : SrTeLsp
LSP Index     : 65536
From          : 10.20.1.2
Adm State     : Up
LSP Up Time   : 0d 10:52:16
Transitions   : 1
Retry Limit   : 0
Hop Limit     : 255
PathCompMethod : pce
FallbkPathComp : none
Metric        : N/A
Include Grps  :
None
VprnAutoBind  : Enabled
IGP Shortcut  : Enabled
IGP LFA       : Disabled
BGPTransTun   : Enabled
Oper Metric   : 20
PCE Report    : Inherited
PCE Control   : Disabled
Max SR Labels : 6
Path Profile  :
None
Primary(a)    : fully_loose
Bandwidth     : 0 Mbps
LSP Tunnel ID : 1
TTM Tunnel Id : 655362
To            : 10.20.1.5
Oper State    : Up
LSP Down Time : 0d 00:00:00
Path Changes  : 1
Retry Timer   : 30 sec
Negotiated MTU : 1492
Use TE metric : Disabled
Exclude Grps  :
None
BGP Shortcut  : Enabled
IGP Rel Metric : Disabled
Additional FRR Labels: 1
Up Time       : 0d 10:52:16
=====
  
```

Sample Output

The following outputs apply to PCE-controlled SR-TE LSPs.

```

*A:Dut-B>config>router>pcep>pcc# /show router mpls sr-te-lsp "srte_lsp" path detail
=====
MPLS SR-TE LSP srte_lsp Path (Detail)
=====
Legend :
  S - Strict
  L - Loose
-----
SR-TE LSP srte_lsp Path fully_loose
-----
LSP Name       : srte_lsp
Path LSP ID    : 2
From          : 10.20.1.2
Admin State    : Up
Path Name     : fully_loose
To            : 10.20.1.5
Oper State     : Up
Path Type     : Primary
  
```

```

Path Admin      : Up
Path Up Time    : 0d 00:01:07
Retry Limit     : 0
Retry Attempt   : 1
PathCompMethod  : pce
MetricType      : igp
LocalSrProt     : preferred
LabelStackRed   : Disabled
Bandwidth       : No Reservation
Hop Limit       : 255
Setup Priority   : 7
Hold Priority    : 0
Inter-area      : N/A

PCE Updt ID     : 0
PCE Upd Fail Code: noError
PCE Report      : Enabled
PCE Control     : Enabled

Include Groups  :
None
Exclude Groups :
None

IGP/TE Metric   : 20
Oper MTU        : 1492
Failure Code    : noError
Failure Node    : n/a
Explicit Hops   :
  No Hops Specified
Actual Hops     :
  192.168.2.1
-> 192.168.5.5

Path Oper       : Up
Path Down Time  : 0d 00:00:00
Retry Timer     : 30 sec
Next Retry In   : 0 sec
OperPathCompMethod: pce
Oper MetricType : igp
Oper LocalSrProt : preferred
Oper LabelStackRed : Disabled
Oper Bandwidth   : 0 Mbps
Oper HopLimit    : 255
Oper Setup Priority : 7
Oper Hold Priority : 0

PCE Updt State : None
Oper PCE Report : Enabled
Oper PCE Control : Enabled

Oper Include Groups :
  None
Oper Exclude Groups :
  None

Oper Metric       : 20
Path Trans        : 1

Record Label      : 131071
Record Label      : 131068
=====
  
```

```

*A:Dut-B>config>router>pcep>pcc# /show router mpls sr-te-lsp "srte_lsp" detail
=====
MPLS SR-TE LSPs (Originating) (Detail)
=====
-----
Type : Originating
-----
LSP Name       : srte_lsp
LSP Type       : SrTeLsp
LSP Index      : 65536
From           : 10.20.1.2
Adm State      : Up
LSP Up Time    : 0d 00:01:38
Transitions    : 1
Retry Limit    : 0
Hop Limit      : 255
PathCompMethod : pce
FallbkPathComp : none
Metric         : N/A
Include Grps   :
None
VprnAutoBind   : Enabled
IGP Shortcut    : Enabled
IGP LFA        : Disabled
BGPTransTun    : Enabled
Oper Metric     : 20
PCE Report     : Enabled
PCE Control    : Enabled

LSP Tunnel ID   : 1
TTM Tunnel Id   : 65536
To              : 10.20.1.5
Oper State      : Up
LSP Down Time   : 0d 00:00:00
Path Changes    : 1
Retry Timer     : 30 sec
Negotiated MTU  : 1492

Use TE metric   : Disabled
Exclude Grps    :
None
BGP Shortcut    : Enabled
IGP Rel Metric  : Disabled
  
```

```

Max SR Labels   : 6                      Additional FRR Labels: 1
Path Profile    :
None
Primary(a)     : fully_loose              Up Time           : 0d 00:01:38
Bandwidth      : 0 Mbps
=====

```

```

*A:Dut-B>config>router>mpls>lsp# /show router pcep pcc lsp-db
=====
PCEP Path Computation Client (PCC) LSP Update Info
=====
PCEP-specific LSP ID: 3
LSP ID          : 2                      LSP Type           : seg-rt
Tunnel ID       : 1                      Extended Tunnel Id  : 10.20.1.2
LSP Name        : srte_lsp::fully_loose
Source Address   : 10.20.1.2             Destination Address : 10.20.1.5
LSP Delegated   : True                  Delegate PCE Address: 10.20.1.24
Oper Status     : active
=====

```

```

*A:Dut-B>config>router>mpls>lsp# /show router mpls sr-te-lsp "srte_lsp" path
=====
MPLS SR-TE LSP srte_lsp Path
=====
-----
LSP Name       : srte_lsp                To                : 10.20.1.5
Adm State      : Up                     Oper State        : Up
-----
Path Name      Type           Adm  Opr
-----
fully_loose    Primary         Up   Up
=====

```

Sample Output

The following output applies to SR-TE LSP path statistics.

```

*A:Dut-C# show router mpls sr-te-lsp path family ipv6 status up
=====
MPLS SR-TE LSP Path
=====
-----
LSP Name       : 3ffe::a14:106
To             : 3ffe::a14:106
Adm State      : Up                     Oper State        : Up
-----
Path Name      Type           Adm  Opr
-----
pe1_pe2        Primary         Up   Up
pe1_pe2_Stby   Standby         Up   Up
=====

```

```

*A:Dut-C# show router mpls sr-te-lsp "3ffe::a14:106"
=====
MPLS SR-TE LSPs (Originating)
=====
-----
LSP Name      Tun   Protect  Adm  Opr
To            Id    Path
-----
3ffe::a14:106 1     N/A      Up   Up
3ffe::a14:106
=====

```

```

-----
LSPs : 1
=====

*A:Dut-C# show router mpls sr-te-lsp "3ffe::a14:106" detail
=====
MPLS SR-TE LSPs (Originating) (Detail)
=====
Legend :
+ - Inherited
=====
-----
Type : Originating
-----
LSP Name      : 3ffe::a14:106
LSP Type      : SrTeLsp
LSP Index     : 65536
From          : 3ffe::a14:103
To            : 3ffe::a14:106
Adm State     : Up
LSP Up Time   : 0d 00:05:11
Transitions   : 1
Retry Limit   : 0
Hop Limit     : 255
PathCompMethod : none
FallbkPathComp : not-applicable
Metric        : N/A
Local Sr Protec* : preferred
Load Bal Wt   : N/A
Include Grps  :
None
Egress Stats  : Disabled
BFD Template  : None
BFD Enable    : False
WaitForUpTimer : 4

LSP Tunnel ID : 1
TTM Tunnel Id : 655362

Oper State     : Up
LSP Down Time  : 0d 00:00:00
Path Changes   : 1
Retry Timer    : 30 sec
Negotiated MTU : 1492

Label Stack Reduction: Disabled
ClassForwarding      : Disabled
Exclude Grps         :
None

BFD Ping Intvl      : N/A
BFD Failure-action  : None

Next Revert In      : N/A
Oper Entropy Label  : Enabled

BGP Shortcut        : Enabled
IGP Rel Metric      : Disabled

Additional FRR Labels: 1

Primary(a)         : pe1_pe2
Up Time            : 0d 00:05:13

Bandwidth          : 0 Mbps
Secondary          : pe1_pe2_Sec

Down Time          : 0d 00:01:23

Bandwidth          : 0 Mbps
Standby            : pe1_pe2_Stby

Up Time            : 0d 00:01:09

Bandwidth          : 0 Mbps
=====

```

* indicates that the corresponding row element may have been truncated.

```
*A:Dut-C# show router mpls sr-te-lsp "3ffe::a14:106" path
```

```
=====
MPLS SR-TE LSP 3ffe::a14:106 Path
=====
```

```
-----
LSP Name      : 3ffe::a14:106
To            : 3ffe::a14:106
Adm State     : Up
Oper State    : Up
-----
```

Path Name	Type	Adm	Opr
pe1_pe2	Primary	Up	Up
pe1_pe2_Sec	Secondary	Up	Dwn
pe1_pe2_Stby	Standby	Up	Up

```
=====
```

```
*A:Dut-C# show router mpls sr-te-lsp "3ffe::a14:106" path detail
```

```
=====
MPLS SR-TE LSP 3ffe::a14:106 Path (Detail)
=====
```

Legend :

S	- Strict	L	- Loose
A-SID	- Adjacency SID	N-SID	- Node SID
+	- Inherited		

```
=====
```

```
-----
LSP SR-TE 3ffe::a14:106
Path pe1_pe2
-----
```

```
LSP Name      : 3ffe::a14:106
Path LSP ID   : 59904
From          : 3ffe::a14:103
To            : 3ffe::a14:106
Admin State   : Up
Oper State    : Up
Path Name     : pe1_pe2
Path Type     : Primary
Path Admin    : Up
Path Oper     : Up
Path Up Time  : 0d 00:09:24
Path Down Time : 0d 00:00:00
Retry Limit   : 0
Retry Timer   : 30 sec
Retry Attempt : 0
Next Retry In : 0 sec
```

```
PathCompMeth* : none
Oper PathCompMethod : none
MetricType    : igp
Oper MetricType : igp
LocalSrProt   : preferred
Oper LocalSrProt : preferred
LabelStackRed : Disabled
Oper LabelStackRed : Disabled
```

```
Bandwidth     : No Reservation
Oper Bandwidth : 0 Mbps
Hop Limit     : 255
Oper HopLimit  : 255
Setup Priorit* : 7
Oper Setup Priority : 7
Hold Priority  : 0
Oper Hold Priority : 0
Inter-area    : N/A
```

```
PCE Updt ID   : 0
Oper PCE Updt State : None
PCE Upd Fail  : noError
```

```
PCE Report    : Disabled+
Oper PCE Report : Disabled
PCE Control   : Disabled
Oper PCE Control : Disabled
```

```
Include Grou* :
None
Oper Include Groups :
None
Exclude Grou* :
Oper Exclude Groups :
```



```

None
Last Resignal: n/a

IGP/TE Metric: 16777215
Oper MTU      : 1492
Failure Code  : noError
Failure Node  : n/a
Explicit Hops:
    3ffe::a14:101(L)
    -> 3ffe::a14:106(L)
Actual Hops  :
    3ffe::a14:101
    (3ffe::a14:101)(N-SID)
    Record Label      : 454488
    3ffe::a14:106
    -> (3ffe::a14:106)(N-SID)
    Record Label      : 424493

BFD Configuration and State:
Template      : None
Enable        : False
WaitForUpTim*: 4
WaitForUpTmL*: 0
Start Fail Reason: N/A

                                Ping Interval      : N/A
                                State                : notApplicable
                                OperWaitForUpTimer   : 0

-----
LSP SR-TE 3ffe::a14:106
Path pe1_pe2_Sec
-----
LSP Name      : 3ffe::a14:106
Path LSP ID   : 59906
From          : 3ffe::a14:103
To            : 3ffe::a14:106
Admin State   : Up
Path Name     : pe1_pe2_Sec
Path Admin    : Up
Path Up Time  : 0d 00:00:00
Retry Limit   : 0
Retry Attempt: 0

                                Oper State         : Up
                                Path Type           : Secondary
                                Path Oper          : Down
                                Path Down Time      : 0d 00:05:35
                                Retry Timer         : 30 sec
                                Next Retry In      : 0 sec

PathCompMeth*: none
MetricType    : igp
LocalSrProt   : preferred
LabelStackRed: Disabled

                                Oper PathCompMethod : N/A
                                Oper MetricType      : N/A
                                Oper LocalSrProt     : N/A
                                Oper LabelStackRed    : N/A

Bandwidth     : No Reservation
Hop Limit     : 255
Setup Priori*: 7
Hold Priority: 0
Inter-area    : N/A

                                Oper Bandwidth      : N/A
                                Oper HopLimit       : N/A
                                Oper Setup Priority  : N/A
                                Oper Hold Priority    : N/A

PCE Updt ID   : 0
PCE Upd Fail  : noError

                                PCE Updt State     : None

PCE Report    : Disabled+
PCE Control   : Disabled

                                Oper PCE Report     : Disabled
                                Oper PCE Control     : Disabled

Include Grou*:
None
Exclude Grou*:
None
Last Resignal: n/a

                                Oper Include Groups  :
                                N/A
                                Oper Exclude Groups  :
                                N/A

IGP/TE Metric: N/A
                                Oper Metric        : N/A
  
```

```

Oper MTU      : N/A
Failure Code  : noError
Failure Node  : n/a
Explicit Hops:
    3ffe::a14:102(L)
    -> 3ffe::a14:106(L)
Actual Hops   :
    No Hops Specified
Srlg          : Disabled
Path Trans    : 2
Srlg Disjoint: False

BFD Configuration and State:
Template      : None
Enable        : False
WaitForUpTim*: 4
WaitForUpTmL*: 0
Start Fail Reason: N/A
Ping Interval : N/A
State         : notApplicable
OperWaitForUpTimer : 0

-----
LSP SR-TE 3ffe::a14:106
Path pe1_pe2_Stby
-----
LSP Name      : 3ffe::a14:106
Path LSP ID   : 59908
From          : 3ffe::a14:103
To            : 3ffe::a14:106
Admin State   : Up
Path Name     : pe1_pe2_Stby
Path Admin    : Up
Path Up Time  : 0d 00:05:21
Retry Limit   : 0
Retry Attempt: 0
Oper State    : Up
Path Type     : Standby
Path Oper     : Up
Path Down Time : 0d 00:00:00
Retry Timer   : 30 sec
Next Retry In : 0 sec

PathCompMeth*: none
MetricType    : igp
LocalSrProt   : preferred
LabelStackRed: Disabled
Oper PathCompMethod : none
Oper MetricType  : igp
Oper LocalSrProt  : preferred
Oper LabelStackRed : Disabled

Bandwidth     : No Reservation
Hop Limit     : 255
Setup Priori*: 7
Hold Priority: 0
Inter-area    : N/A
Oper Bandwidth : 0 Mbps
Oper HopLimit  : 255
Oper Setup Priority : 7
Oper Hold Priority : 0

PCE Updt ID   : 0
PCE Upd Fail  : noError
PCE Report    : Disabled+
PCE Control   : Disabled
Oper PCE Report : Disabled
Oper PCE Control : Disabled

Include Grou*:
None
Exclude Grou*:
None
Last Resignal: n/a
Oper Include Groups :
None
Oper Exclude Groups :
None

IGP/TE Metric: 16777215
Oper MTU      : 1492
Failure Code  : noError
Failure Node  : n/a
Explicit Hops:
    3ffe::a14:102(L)
    -> 3ffe::a14:106(L)
Actual Hops   :
    3ffe::a14:102
Oper Metric    : 16777215
Path Trans     : 1
  
```

```

(3ffe::a14:102)(N-SID)
Record Label      : 454489
3ffe::a14:106
-> (3ffe::a14:106)(N-SID)
Record Label      : 439493
Srlg              : Disabled                Srlg Disjoint      : False

BFD Configuration and State:
Template          : None                    Ping Interval      : N/A
Enable           : False                    State              : notApplicable
WaitForUpTim*:   4                         OperWaitForUpTimer : 0
WaitForUpTmL*:   0
Start Fail Reason: N/A
  
```

=====
 * indicates that the corresponding row element may have been truncated.

```

*A:Dut-C# show router mpls sr-te-lsp "3ffe::a14:106" status up detail path "pe1_pe2"
family ipv6
  
```

=====
 MPLS SR-TE LSP 3ffe::a14:106 Path pe1_pe2 (Detail)
 =====

Legend :

S	- Strict	L	- Loose
A-SID	- Adjacency SID	N-SID	- Node SID
+	- Inherited		

=====
 LSP SR-TE 3ffe::a14:106
 Path pe1_pe2

LSP Name	: 3ffe::a14:106	Oper State	: Up
Path LSP ID	: 59904	Path Type	: Primary
From	: 3ffe::a14:103	Path Oper	: Up
To	: 3ffe::a14:106	Path Down Time	: 0d 00:00:00
Admin State	: Up	Retry Limit	: 0
Path Name	: pe1_pe2	Retry Timer	: 30 sec
Path Admin	: Up	Next Retry In	: 0 sec
Path Up Time	: 0d 00:16:20		
Retry Limit	: 0	Oper PathCompMethod	: none
Retry Attempt	: 0	Oper MetricType	: igp
		Oper LocalSrProt	: preferred
PathCompMeth*	: none	Oper LabelStackRed	: Disabled
MetricType	: igp		
LocalSrProt	: preferred	Oper Bandwidth	: 0 Mbps
LabelStackRed	: Disabled	Oper HopLimit	: 255
		Oper Setup Priority	: 7
Bandwidth	: No Reservation	Oper Hold Priority	: 0
Hop Limit	: 255		
Setup Prioriti*	: 7	PCE Updt ID	: 0
Hold Priority	: 0	PCE Upd Fail	: noError
Inter-area	: N/A		
		PCE Updt State	: None
PCE Report	: Disabled+		
PCE Control	: Disabled	Oper PCE Report	: Disabled
		Oper PCE Control	: Disabled
Include Grou*:		Oper Include Groups	:
None		None	
Exclude Grou*:		Oper Exclude Groups	:
None		None	

```
Last Resignal: n/a

IGP/TE Metric: 16777215          Oper Metric      : 16777215
Oper MTU      : 1492             Path Trans      : 1
Failure Code  : noError
Failure Node  : n/a
Explicit Hops:
    3ffe::a14:101(L)
-> 3ffe::a14:106(L)
Actual Hops  :
    3ffe::a14:101
    (3ffe::a14:101)(N-SID)
    Record Label      : 454488
    3ffe::a14:106
-> (3ffe::a14:106)(N-SID)
    Record Label      : 424493

BFD Configuration and State:
Template      : None              Ping Interval    : N/A
Enable       : False             State            : notApplicable
WaitForUpTim*: 4                 OperWaitForUpTimer : 0
WaitForUpTmL*: 0
Start Fail Reason: N/A
```

=====
* indicates that the corresponding row element may have been truncated.

```
*A:Dut-C# show router mpls sr-te-lsp "3ffe::a14:106" activepath
```

```
=====  
MPLS LSP: 3ffe::a14:106 (active paths)  
=====
```

Legend :

```
# - Manually switched path
#F - Manually forced switched path
```

```
=====  
LSP Name      : 3ffe::a14:106  
LSP Id       : 59904  
Path Name     : pe1_pe2  
Active Path   : Primary  
To           : 3ffe::a14:106  
LSP Type     : SR-TE  
=====
```

```
*A:Dut-C>config>router>mpls# show router mpls sr-te-lsp "3ffe::a14:106" egress-stats
```

```
=====  
SR-TE LSP Egress Statistics  
=====
```

```
-----  
LSP Name : 3ffe::a14:106  
-----
```

```
Admin State      : Up

Path Name        : pe1_pe2
StatsOperState   : Up
Aggregate Pkts   : 0                Aggregate Octets : 0

Path Name        : pe1_pe2_Sec
StatsOperState   : Up
Aggregate Pkts   : 0                Aggregate Octets : 0

Path Name        : pe1_pe2_Stby
```

```

StatsOperState : Up
Aggregate Pkts : 0
Aggregate Octets : 0

Total for all paths
Tot.Aggr Pkts : 0
Tot.Aggr Octets : 0
=====
  
```

```
*A:Dut-C# show router mpls sr-te-lsp "3ffe::a14:106" to 3ffe::a14:106 detail
```

```
=====
MPLS SR-TE LSPs (Originating) (Detail)
=====
```

```
Legend :
+ - Inherited
=====
```

```
-----
Type : Originating
-----
```

```

LSP Name       : 3ffe::a14:106
LSP Type       : SrTeLsp
LSP Index      : 65536
From           : 3ffe::a14:103
To             : 3ffe::a14:106
Adm State      : Up
LSP Up Time    : 0d 00:50:36
Transitions    : 1
Retry Limit    : 0
Hop Limit      : 255
PathCompMethod : none
FallbkPathComp : not-applicable
Metric         : N/A
Local Sr Protec* : preferred
Load Bal Wt    : N/A
Include Grps   :
None
Egress Stats   : Disabled
BFD Template   : None
BFD Enable     : False
WaitForUpTimer : 4

LSP Tunnel ID : 1
TTM Tunnel Id : 65536

Oper State     : Up
LSP Down Time  : 0d 00:00:00
Path Changes   : 1
Retry Timer    : 30 sec
Negotiated MTU : 1492

Label Stack Reduction: Disabled
ClassForwarding      : Disabled
Exclude Grps         :
None

BFD Ping Intvl      : N/A
BFD Failure-action  : None

Next Revert In      : N/A
Oper Entropy Label  : Enabled

BGP Shortcut        : Enabled
IGP Rel Metric      : Disabled

Additional FRR Labels: 1

Primary(a)         : pe1_pe2
Up Time            : 0d 00:50:39

Bandwidth          : 0 Mbps
Secondary          : pe1_pe2_Sec
Down Time          : 0d 00:46:48

Bandwidth          : 0 Mbps
Standby            : pe1_pe2_Stby
Up Time            : 0d 00:46:34

Bandwidth          : 0 Mbps
=====
  
```

* indicates that the corresponding row element may have been truncated.

Sample Output

The following output applies to SR-TE LSP egress statistics.

```
*A:Dut-B>config>router>mpls>lsp# /show router mpls sr-te-lsp "lsp1" egress-stats
=====
SR-TE LSP Egress Statistics
=====
-----
LSP Name : lsp1
-----
Admin State      : Up
Path Name       : p1
StatsOperState  : Up
Aggregate Pkts  : 0           Aggregate Octets : 0
Path Name       : p2
StatsOperState  : Up
Aggregate Pkts  : 0           Aggregate Octets : 0
Total for all paths
Tot.Aggr Pkts   : 0           Tot.Aggr Octets  : 0
Packet Rate pps : 0           Bit Rate Mbps    : 0
=====
```

[Table 488: Output Fields: MPLS SR-TE LSP Egress Statistics](#) describes the MPLS SR-TE LSP egress statistics output fields.

Table 488: Output Fields: MPLS SR-TE LSP Egress Statistics

Label	Description
LSP Name	The name of the LSP for which the statistics are provided
Admin State	The administrative state of the LSP
Path Name	The path name of the LSP
StatsOperState	Indicates whether the system is able to allocate a statistical index to that specific path
Aggregate Pkts	The number of packets recorded by the statistical index for that path
Aggregate Octets	The number of octets recorded by the statistical index for that path
Tot.Aggr Pkts	The sum of packets over all paths of the LSP
Tot.Aggr Octets	The sum of octets over all paths of the LSP
Packet Rate	The packet rate for the LSP (across all paths, for all FCs in/out-of profile) expressed in packets per second
Bit Rate	The bit rate for the LSP (across all paths, for all FCs in/out-of profile) expressed in Mb/s

22.104 sr-te-lsp-egress-stats

sr-te-lsp-egress-stats

Syntax

sr-te-lsp-egress-stats *lsp-name*

Context

[\[Tree\]](#) (clear>router>mpls sr-te-lsp-egress-stats)

Full Context

clear router mpls sr-te-lsp-egress-stats

Description

This command clears or resets the egress statistics for MPLS SR-TE LSP.

Parameters

lsp-name

Specifies the LSP to clear, up to 64 characters.

Platforms

All

sr-te-lsp-egress-stats

Syntax

sr-te-lsp-egress-stats lsp *lsp-name* [**interval** *seconds*] [**repeat** *repeat*] [**absolute**| **rate**]

Context

[\[Tree\]](#) (monitor>router>mpls sr-te-lsp-egress-stats)

Full Context

monitor router mpls sr-te-lsp-egress-stats

Description

This command monitors MPLS SR-TE LSP Egress Statistics.

Parameters

lsp-name

Specifies the LSP name.

Values 64 characters maximum

seconds

Configures the interval for each display in seconds.

Values 3 to 60

repeat

Configures how many times the command is repeated.

Values 1 to 999

absolute

Displays raw statistics, without processing. No calculations are performed on the delta or rate statistics.

rate

Displays rate-per-second for each statistic instead of the delta.

Platforms

All

22.105 src-access-list

src-access-list

Syntax

src-access-list [*list-name*]

Context

[\[Tree\]](#) (show>system>security>snmp src-access-list)

Full Context

show system security snmp src-access-list

Description

This command displays source access lists and the hosts for each. Including the *list-name* parameter modifies the output show only the specified **src-access-list**.

Platforms

All

Output

The following is an example of SR access list information.

[Table 489: Show Source Access List Output Fields](#) describes the source access list output fields.

Sample Output

```
A:ALA-1# show system security snmp src-access-list
=====
Source Access Lists
=====
List Name
  HostName                Host Address
-----
L1
  H1                      10.100.100.1
  H2                      10.100.100.2
L2
  HA                       10.100.101.1
  HB                       10.100.101.2
-----
Total Access Lists: 2
=====
A:ALA-1#

A:ALA-1# show system security snmp src-access-list L1
=====
Source Access Lists
=====
List Name
  HostName                Host Address
-----
L1
  H1                      10.100.100.1
  H2                      10.100.100.2
-----
Total Access Lists: 1
=====
A:ALA-1#
```

Table 489: Show Source Access List Output Fields

Label	Description
List Name	Displays the name of the src-access-list .
Host Name	Displays the name of the src-host .
Host Address	Displays the IP address of the src-host .
Total Access Lists	Displays the total number of source access lists.

22.106 src-bmac-lsb

src-bmac-lsb

Syntax

src-bmac-lsb

Context

[\[Tree\]](#) (tools>dump>redundancy src-bmac-lsb)

Full Context

tools dump redundancy src-bmac-lsb

Description

This command dumps PBB source Backbone MAC address LSB information.

Platforms

All

22.107 srlg-database

srlg-database

Syntax

srlg-database [**router-id** *ip-address*] [**interface** *ip-address*]

Context

[\[Tree\]](#) (show>router>mpls srlg-database)

Full Context

show router mpls srlg-database

Description

This command displays MPLS SRLG database information.

Parameters

router-id *ip-address*

Specifies a 32-bit integer uniquely identifying the router in the Autonomous System. By convention to ensure uniqueness, this may default to the value of one of the router's IPv4 host addresses, represented as a 32-bit unsigned integer, if IPv4 is configured on the router. The **router-id** can be either the local one or some remote router.

interface *ip-address*

Specifies the IP address of the interface.

Platforms

All

22.108 srlg-group

srlg-group

Syntax

srlg-group [*name*]

Context

[\[Tree\]](#) (show>router>if-attribute srlg-group)

Full Context

show router if-attribute srlg-group

Description

This command displays SRLG statistics.

Parameters

name

Displays entries that are associated with the specified SRLG name, up to 32 characters.

Platforms

All

Output

The following output is an example of SRLG statistics, and [Table 490: SRLG Fields](#) describes the fields.

Sample Output

```
B:CORE2# show router if-attribute srlg-group
=====
Interface Srlg Groups
=====
Group Name          Group Value  Penalty Weight
-----
1                    1            100
2                    2            200
3                    3            300
-----
No. of Groups: 3
=====
B:CORE2#
```

Table 490: SRLG Fields

Label	Description
Group Name	The name of the SRLG
Group Value	The integer value of the SRLG
Penalty Weight	The penalty weight that is assigned to the SRLG
No. of Groups	The total number of displayed SRLGs

22.109 srrp

srrp

Syntax

srrp

Context

[\[Tree\]](#) (clear>router srrp)

Full Context

clear router srrp

Description

Commands in this context clear and reset SRRP virtual router instances.

Platforms

All

srrp

Syntax

srrp [*srrp-id* [*detail*]]

Context

[\[Tree\]](#) (show srrp)

Full Context

show srrp

Description

This command displays information related to the SRRP.

Parameters

srrp-id

Specifies the SRRP ID.

Values 1 to 4294967295

detail

Displays detailed information.

Platforms

All

22.110 srrp-sync-database

srrp-sync-database

Syntax

srrp-sync-database [**instance** *instance-id*] [**peer** *ip-address*]

Context

[\[Tree\]](#) (tools>dump>redundancy>multi-chassis srrp-sync-database)

Full Context

tools dump redundancy multi-chassis srrp-sync-database

Description

This command dumps SRRP database information and applies to the 7450 ESS.

Parameters

ip-address

Specifies the peer's IP address.

Values ipv4-address: a.b.c.d

ipv6-address:

- x:x:x:x:x:x:x (eight 16-bit pieces)
- x:x:x:x:x:d.d.d.d
- x – [0 to FFFF] H
- d – [0 to 255] D

instance-id

Dumps information for the specified Subscriber Router Redundancy Protocol instance configured on this system.

Values 1 to 4294967295

Platforms

All

22.111 ssh

ssh

Syntax

ssh

Context

[\[Tree\]](#) (show>system>security ssh)

Full Context

show system security ssh

Description

This command displays all the SSH sessions as well as the SSH status and fingerprint. The type of SSH application (CLI, SCP, SFTP, or NETCONF) is indicated for each SSH connection.

Platforms

All

Output

The following is an example of SSH output information.

[Table 491: Show System Security SSH Options Output Fields](#) describes SSH output fields

Sample output

```
A:dut-c# show system security ssh
=====
SSH Server
=====
Administrative State      : Enabled
Operational State        : Up
Preserve Key              : Disabled
Key-re-exchange          : 60 minutes / 1024 MB

SSH Protocol Version 1   : Disabled
```

```

SSH Protocol Version 2 : Enabled
DSA Host Key Fingerprint : b2:9f:d6:b7:fa:f4:dc:7b:cc:a8:97:46:80:4c:f3:7a
RSA Host Key Fingerprint : cd:43:17:59:7f:17:f8:64:c6:a8:51:9c:99:44:0f:d4

-----
Connection                               Username
Version Cipher                               ServerName  Status
Router Ins MAC                               Key-re-exchange
KEX
-----
10.20.142.155                               admin
2 aes128-ctr                               cli         connected
management hmac-md5                               60 minutes / 1024 MB
10.10.18.2                                   admin
2 aes128-ctr                               cli         connected
Base hmac-md5                               15 minutes / 512 MB
diffie-hellman-group16-sha512
-----
Number of SSH sessions : 2
=====

```

Table 491: Show System Security SSH Options Output Fields

Label	Description
Administrative State	Enabled: The SSH server is enabled. Disabled: The SSH server is disabled.
Operational State	Up: The SSH server is up. Down: The SSH server is down.
Preserve Key	Enabled: The preserve-key is enabled. Disabled: The preserve-key is disabled.
Key-re-exchange	Displays the maximum time elapsed and maximum mbytes transmitted before a key re-exchange is initiated. All new sessions will be created with this value.
SSH protocol version 1	Enabled: SSH1 is enabled. Disabled: SSH1 is disabled.
SSH protocol version 2	Enabled: SSH2 is enabled. Disabled: SSH2 is disabled.
DSA Host Key Fingerprint	The key fingerprint is the server's identity. Clients trying to connect to the server verify the server's fingerprint. If the server fingerprint is not known, the client may not continue with the SSH session since the server might be spoofed.
RSA Host Key Fingerprint	The key fingerprint is the server's identity. Clients trying to connect to the server verify the server's fingerprint. If the server fingerprint is not known, the client cannot continue with the SSH session since the server might be spoofed.

Label	Description
Connection	The IP address of the connected routers (remote client).
Username	The name of the user.
Version	The SSH version number.
Cipher	<p>3des: A SSHv1 encryption method that allows proprietary information to be transmitted over untrusted networks.</p> <p>3des-cbc: A SSHv2 encryption method.</p> <p>aes128-cbc: A SSHv2 128-bit encryption method.</p> <p>aes128-ctr: A SSHv2 128-bit encryption method.</p> <p>aes192-cbc: A SSHv2 192-bit encryption method.</p> <p>aes192-ctr: A SSHv2 192-bit encryption method.</p> <p>aes256-cbc: A SSHv2 256-bit encryption method.</p> <p>aes256-ctr: A SSHv2 256-bit encryption method.</p> <p>arcfour: A SSHv2 encryption method.</p> <p>des: A SSHv1 encryption method using a private (secret) key.</p> <p>blowfish: A SSHv1 encryption method.</p> <p>blowfish-cbc: A SSHv2 encryption method.</p> <p>cast128-cbc: A SSHv2 1280-bit encryption method.</p> <p>rijndael-cbc: A SSHv2 encryption method.</p>
Server Name	The server name.
Status	<p>connected: The SSH connection is connected.</p> <p>disconnected: The SSH connection is disconnected.</p>
Router Ins	SSH server router instance. Can be the router name ("Base" or "management") or the VPRN Id (1 to 2147483647).
MAC	<p>hmac-sha2-512: The SSH MAC algorithm used is hmac-sha2-512.</p> <p>hmac-sha2-256: The SSH MAC algorithm used is hmac-sha2-256.</p> <p>hmac-sha1: The SSH MAC algorithm used is hmac-sha1.</p> <p>hmac-sha1-96: The SSH MAC algorithm used is hmac-sha1-96.</p> <p>hmac-md5: The SSH MAC algorithm used is hmac-md5.</p> <p>hmac-ripemd160: The SSH MAC algorithm used is hmac-ripemd160.</p> <p>hmac-sha2-512: The SSH MAC algorithm used is hmac-sha2-512.</p>

Label	Description
	hmac-ripemd160-openssh-com: The SSH MAC algorithm used is hmac-ripemd160-openssh-com.
KEX	diffie-hellman-group1-sha1: The SSH KEX algorithm used is diffie-hellman-group1-sha1. diffie-hellman-group14-sha1: The SSH KEX algorithm used is diffie-hellman-group14-sha1. diffie-hellman-group14-sha256: The SSH KEX algorithm used is diffie-hellman-group14-sha256. diffie-hellman-group16-sha512: The SSH KEX algorithm used is diffie-hellman-group16-sha512. diffie-hellman-group-exchange-sha1: The SSH KEX algorithm used is diffie-hellman-group-exchange-sha1.
Key-re-exchange	Maximum time elapsed and maximum mbytes transmitted before a key re-exchange is initiated for this session.
Number of SSH sessions	The total number of SSH sessions.

The following is an example of SSH detail output information.

[Table 492: Show System Security SSH Detail Options Output Fields](#) describes SSH detail output fields

Sample output

```
*A:dut-a# show system security ssh detail
=====
SSH Server Global
=====
Administrative State      : Enabled
Operational State        : Up
Preserve Key              : Disabled
Key-re-exchange           : 60 minutes / 1024 MB
SSH Protocol Version 1    : Disabled
SSH Protocol Version 2    : Enabled
DSA Host Key Fingerprint : 48:4d:d0:97:0f:17:56:53:b1:23:6b:a1:5c:f2:9c:75
RSA Host Key Fingerprint : 6d:64:ad:db:23:49:23:37:11:65:20:6b:d5:6a:ea:0a
=====
SSH Server Router Instance [Base]
=====
Access allowed            : Allowed
-----
Connection                Username
  Version  Cipher          ServerName  Status
                MAC                               Key-re-exchange
-----
No entries found
=====
SSH Server Router Instance [management]
=====
Access allowed            : Allowed
-----
Connection                Username
  Version  Cipher          ServerName  Status
```

```

MAC
-----
Key-re-exchange
-----
No entries found
=====
SSH Server Router Instance [1000]
=====
Access allowed          : Disallowed
-----
Connection
  Version   Cipher
           MAC
Username
ServerName Status
           Key-re-exchange
-----
No entries found
=====

```

Table 492: Show System Security SSH Detail Options Output Fields

Label	Description
Administrative State	Enabled: The SSH server is enabled. Disabled: The SSH server is disabled.
Operational State	Up: The SSH server is up. Down: The SSH server is down.
Preserve Key	Enabled: The preserve-key is enabled. Disabled: The preserve-key is disabled.
Key-re-exchange	Displays the maximum time elapsed and the maximum number of Mbytes transmitted before a key re-exchange is initiated.
SSH protocol version 1	Enabled: SSH1 is enabled. Disabled: SSH1 is disabled.
SSH protocol version 2	Enabled: SSH2 is enabled. Disabled: SSH2 is disabled.
DSA Host Key Fingerprint	The key fingerprint is the server's identity. Clients trying to connect to the server verify the server's fingerprint. If the server fingerprint is not known, the client cannot continue with the SSH session since the server might be spoofed.
SSH Server Router Instance	SSH server router instance. Can be the router name ("Base" or "management") or the VPRN Id (1 to 2147483647).
Access Allowed	Allowed: Access to the SSH server is allowed. Disallowed: Access to the SSH server is disallowed.
Connection	The IP address of the connected routers (remote client).
Username	The name of the user.
Version	The SSH version number.

Label	Description
Cipher	<p>3des: A SSHv1 encryption method that allows proprietary information to be transmitted over untrusted networks.</p> <p>3des-cbc: A SSHv2 encryption method.</p> <p>aes128-cbc: A SSHv2 128-bit encryption method.</p> <p>aes128-ctr: A SSHv2 128-bit encryption method.</p> <p>aes192-cbc: A SSHv2 192-bit encryption method.</p> <p>aes192-ctr: A SSHv2 192-bit encryption method.</p> <p>aes256-cbc: A SSHv2 256-bit encryption method.</p> <p>aes256-ctr: A SSHv2 256-bit encryption method.</p> <p>arcfour: A SSHv2 encryption method.</p> <p>des: A SSHv1 encryption method using a private (secret) key.</p> <p>blowfish: A SSHv1 encryption method.</p> <p>blowfish-cbc: A SSHv2 encryption method.</p> <p>cast128-cbc: A SSHv2 1280-bit encryption method.</p> <p>rijndael-cbc: A SSHv2 encryption method.</p>
Server Name	The server name.
Status	<p>connected: Displays that the SSH connection is connected.</p> <p>disconnected: Displays that the SSH connection is disconnected.</p>
MAC	<p>hmac-sha2-512: The SSH MAC algorithm used is hmac-sha2-512.</p> <p>hmac-sha2-256: The SSH MAC algorithm used is hmac-sha2-256.</p> <p>hmac-sha1: The SSH MAC algorithm used is hmac-sha1.</p> <p>hmac-sha1-96: The SSH MAC algorithm used is hmac-sha1-96.</p> <p>hmac-md5: The SSH MAC algorithm used is hmac-md5.</p> <p>hmac-ripemd160: The SSH MAC algorithm used is hmac-ripemd160.</p> <p>hmac-sha2-512: The SSH MAC algorithm used is hmac-sha2-512.</p> <p>hmac-ripemd160-openssh-com: The SSH MAC algorithm used is hmac-ripemd160-openssh-com.</p>
KEX	<p>diffie-hellman-group1-sha1: The SSH KEX algorithm used is diffie-hellman-group1-sha1.</p> <p>diffie-hellman-group14-sha1: The SSH KEX algorithm used is diffie-hellman-group14-sha1.</p>

Label	Description
	<p>diffie-hellman-group14-sha256: The SSH KEX algorithm used is diffie-hellman-group14-sha256.</p> <p>diffie-hellman-group16-sha512: The SSH KEX algorithm used is diffie-hellman-group16-sha512.</p> <p>diffie-hellman-group-exchange-sha1: The SSH KEX algorithm used is diffie-hellman-group-exchange-sha1.</p>
Key-re-exchange	Displays the maximum time elapsed and the maximum number of Mbytes transmitted before a key re-exchange is initiated for this session.
Number of SSH sessions	The total number of SSH sessions.

22.112 ssid

ssid

Syntax

ssid

Context

[\[Tree\]](#) (show>subscr-mgmt>wlan-gw ssid)

Full Context

show subscriber-mgmt wlan-gw ssid

Description

This command displays SSID information.

Platforms

7750 SR, 7750 SR-e, 7750 SR-s, VSR

22.113 ssm-translate

ssm-translate

Syntax

ssm-translate

ssm-translate interface *interface-name*

Context

[\[Tree\]](#) (show>router>igmp ssm-translate)

Full Context

show router igmp ssm-translate

Description

This command displays IGMP SSM translate configuration information.

Parameters

interface-name

Specifies the IP interface name, up to 32 characters.

Platforms

All

Output

The following is an example of SSM translate information. [Table 493: IGMP Fields](#) provides IGMP field descriptions.

Sample Output

```

=====
IGMP SSM Translate Entries
=====
Group Range          Source                Interface
-----
<239.1.1.1 - 239.1.1.2>  10.1.1.1             -
<239.1.1.1 - 239.1.1.5>  00.1.1.2             ies-abc
=====
  
```

Table 493: IGMP Fields

Label	Description
Group Range	The address ranges of the multicast groups for which this router can be an RP.
Source	The unicast address that sends data on an interface.
SSM Translate Entries	The total number of SSM translate entries.

ssm-translate

Syntax

```
ssm-translate  

ssm-translate interface interface-name
```

Context

[\[Tree\]](#) (show>router>mld ssm-translate)

Full Context

```
show router mld ssm-translate
```

Description

This command displays MLD SSM translate configuration information.

Parameters

interface-name
 Specifies the IP interface name, up to 32 characters.

Platforms

All

Output

MLD Interface Output

The following table provides MLD field descriptions.

Table 494: MLD Fields

Label	Description
Start Address End Address	The address ranges of the multicast groups for which this router can be an RP.
Source Address	The unicast address that sends data on an interface.
Interface	The interface name.
SSM Translate Entries	The total number of SSM translate entries.

Sample Output

```
*A:ALA-BA# show router mld static
=====
MLD SSM Translate Entries
=====
Start Address      : ff0e::db8:9
```

```

End Address      : ff0e::db8:c
Source Address   : 2001:db8::1

Start Address    : ff04:db8:2
End Address      : ff04:db8:10
Source Address   : 2001:db8:3:4:5:6:7:8
Interface       : lax-vls

Start Address    : ff0e:db8:db8:9
End Address      : ff0e:db8:db8:c
Source Address   : 2001:db8::1
Interface       : lax-vls
-----
SSM Translate Entries : 3
=====
*A:ALA-BA#
  
```

22.114 standby

standby

Syntax

standby

Context

[\[Tree\]](#) (show>system>ptp standby)

Full Context

show system ptp standby

Description

This command displays information for PTP on the standby control module.

Platforms

7450 ESS, 7750 SR-7/12/12e, 7750 SR-a, 7750 SR-e, 7750 SR-2s, 7750 SR-7s, 7750 SR-14s, 7950 XRS

Output

The following output is an example of PTP standby information.

Sample Output

```

# show system ptp standby

=====
IEEE 1588/PTP Clock Information
=====
-----
Local Clock
-----
Clock Type      : boundary          PTP Profile      : ITU-T G.8275.1
  
```

```

Domain          : 24          Network Type     : sdh
Admin State     : up          Oper State      : up
Announce Interval : 8 pkt/s   Announce Rx Timeout: 3 intervals
Peer Limit      : none (Base Router)
G.8275 Priority  : 128        PTSF-unusable   : disabled
Clock Id        : a47b2cffffe441e1f  Clock Class     : 165
Clock Accuracy  : unknown      Clock Variance  : ffff (not computed)
Clock Priority1  : 128         Clock Priority2  : 128
-----
Parent Clock
-----
Port            : 1/1/3        Remote MAC Address : a4:7b:2c:e2:f1:a2
Parent Clock Id : 242124ffffe49e335  Remote PTP Port   : 1
GM Clock Id     : 242124ffffe49e335  GM Clock Class    : 6
GM Clock Accuracy : within 100 ns    GM Clock Variance : 0x4e5d (1.8E-15)
GM Clock Priority1: 128             GM Clock Priority2 : 128
-----
Time Properties
-----
Timescale       : PTP
Frequency Traceable : yes
Time Traceable  : yes
Time Source     : GPS
UTC Offset      : +37 seconds
Leap Second     : no leap second pending
-----
Frequency Recovery
-----
PTP Recovery State: initial          Last Changed      : 2021/09/02 11:04:48
Frequency Offset  : -367.370 ppb
=====

```

22.115 standby-ip-addresses

standby-ip-addresses

Syntax

standby-ip-addresses

Context

[Tree] (show>subscr-mgmt>vrgw>brg>gateway standby-ip-addresses)

Full Context

show subscriber-mgmt vrgw brg gateway standby-ip-addresses

Description

This command shows associated home-aware pool standby IP addresses.

Platforms

7450 ESS, 7750 SR, 7750 SR-a, 7750 SR-e, 7750 SR-s, VSR

22.116 start

```
start
```

Syntax

```
start
```

Context

[\[Tree\]](#) (tools>perform>router>l2tp>group>tunnel start)

Full Context

```
tools perform router l2tp group tunnel start
```

Description

This command triggers an attempt to start the control connection for a specified L2TP tunnel.

Platforms

7450 ESS, 7750 SR, 7750 SR-a, 7750 SR-e, 7750 SR-s, VSR

```
start
```

Syntax

```
start route-downloader-name [force]
```

Context

[\[Tree\]](#) (tools>perform>aaa>route-downloader start)

Full Context

```
tools perform aaa route-downloader start
```

Description

This command causes the download process to start immediately. If an ongoing download is already in progress then no further action is needed, except if the **force** keyword is added. In case the **force** keyword is added, then the current download is aborted and a new one is immediately restarted. If aborting the current download, the internal route table should not be emptied or cleared.

Parameters

route-downloader-name

Specifies the route downloader name, up to 32 characters.

force

Causes the current download to be aborted and a new one is immediately restarted.

Platforms

7450 ESS, 7750 SR, 7750 SR-a, 7750 SR-e, 7750 SR-s, VSR

22.117 static

static

Syntax

static [*sap sap-id* | *sdp sdp-id:vc-id*]

Context

[Tree] (show>service>id>mld-snooping static)

Full Context

show service id mld-snooping static

Description

This command displays MLD snooping static group membership data.

Platforms

All

Output

The following output is an example of MLD snooping static group membership information.

Sample Output

```
*A:rbae_C# show service id 1 mld-snooping static
=====
MLD Snooping Static Source Groups for service 1
-----
MLD Snooping Static Source Groups for SDP 36:1
-----
Source
      Group
-----
2011:db8:1
*      FF04:db8:2
      FF04:db8:3
-----
Static (*,G)/(S,G) entries: 2
=====
*A:rbae_C#
```

static

Syntax

static [**sap** *sap-id* | **sdp** *sdp-id:vc-id*]

Context

[Tree] (show>service>id>igmp-snooping static)

Full Context

show service id igmp-snooping static

Description

This command displays information on static IGMP snooping source groups for the VPLS service.

Parameters

sap *sap-id*

Displays static IGMP snooping source groups for a specific SAP.

sdp *sdp-id*

Displays the IGMP snooping source groups for a specific spoke or mesh SDP.

Values 1 to 17407

vc-id

The virtual circuit ID on the SDP ID for which to display information.

Default For mesh SDPs only, all VC IDs.

Values 1 to 4294967295

Platforms

All

Output

Sample Output

```
*A:ALA-1>show>service>id>snooping# static
=====
IGMP Snooping Static Source Groups for SAP 1/1/2
-----
Source          Group
-----
*                239.0.0.2
*                239.0.0.3
-----
Static (*,G)/(S,G) entries: 2
-----
IGMP Snooping Static Source Groups for SDP 10:10
```

```
-----
Source          Group
-----
1.1.1.1         239.0.0.10
-----
Static (*,G)/(S,G) entries: 1
=====
*A:ALA-1>show>service>id>snooping#
```

Table 495: IGMP Snooping Source Groups Fields describes the show output fields.

Table 495: IGMP Snooping Source Groups Fields

Label	Description
Source	Displays the IP source address used in IGMP queries.
Group	Displays the static IGMP snooping source groups for a specified SAP.

static

Syntax

static [*ip-int-name* | *ip-address*]

Context

[\[Tree\]](#) (show>router>igmp static)

Full Context

show router igmp static

Description

This command displays static IGMP, (*,G) and (S,G) information.

Parameters

ip-int-name

Displays information associated with the specified IP interface name, up to 32 characters.

ip-address

Displays information associated with the specified IP address.

Platforms

All

Output

The following is an example of IGMP static information. [Table 496: IGMP Static Fields](#) provides static IGMP field descriptions.

Sample Output

```
*A:ALA-BA# show router 100 igmp static
=====
IGMP Static Group Source
=====
Source          Group           Interface
-----
10.11.11.11     239.136.22.3   IGMP_to_CE
*               239.1.1.1      IGMP_to_CE
10.22.22.22     239.255.255.255 IGMP_to_CE
-----
Static (*,G)/(S,G) Entries : 3
=====
*A:ALA-BA#
```

Table 496: IGMP Static Fields

Label	Description
Source	Entries that represent a source address from which receivers are interested/not interested in receiving multicast traffic.
Group	The IP multicast group address for which this entry contains information.
Interface	Displays the interface name.

static

Syntax

static [*ip-int-name* | *ip-address*]

Context

[\[Tree\]](#) (show>router>mld static)

Full Context

show router mld static

Description

This command displays static MLD, (*,G) and (S,G) information.

Parameters

ip-int-name

Displays the information associated with the specified IP interface name.

ip-address

Displays the information associated with the specified IP address.

Platforms

All

Output

The following is an example of MLD static information. [Table 497: MLD Static Fields](#) provides static MLD field descriptions.

Sample Output

```
*A:ALA-BA# show router mld static
=====
Rtr Base MLD Static Group Sources
=====
Source                               Interface
  Group Start                        [Group Step]
  [Group End]                         [Group Count]
-----
2001:db8:2016:10ff::4                lax-vls
ff05:db8:1
*                                     lax-vls
ff06:db8:1
*                                     lax-vls
ff01:db8:1                            ::4:0
ff01:db8:100:0                         64
3::1                                    lax-vls
ff05:db8:1                              ::1
ff05:db8:20                             32
*                                     lax-vls
ff05:db8:2:1                            ::1
ff05:db8:2:3ff                          1023
3::1                                    lax-vls
ff05:db8:3:0                            ::64
ff05:db8:4:0                             656
3::2                                    lax-vls
ff05:db8:3:0                            ::64
ff05:db8:4:0                             656
4::1                                    flax-vlsoo
ff05:db8:3:0                            ::64
ff05:db8:4:0                             656
5::1                                    lax-vls
ff05:db8:3:0                            ::64
ff05:db8:4:0                             656
-----
Static (*,G)/(S,G) Entries : 9
=====
*A:ALA-BA#
```

Table 497: MLD Static Fields

Label	Description
Source	The entries which represents a source address from which receivers are interested/not interested in receiving multicast traffic.
Group	The IP multicast group address for which this entry contains information.

Label	Description
Interface	The interface name.

static

Syntax

static [**head-end** {**local** | *ip-address*}] [**color** *color*] [**end-point** { *ipv4-address* | *ipv6-address*}] [**preference** *preference-id*] [**distinguisher** *distinguisher-id*]

static summary

Context

[\[Tree\]](#) (show>router>seg-rt>sr-policies static)

Full Context

show router segment-routing sr-policies static

Description

This command displays the traffic statistics of all or a filtered set of the static policies, or displays summary parameters.

Parameters

head-end local

Filters on local head end.

head-end *ip-address*

Filters on the head end IP address value.

Values a.b.c.d

color

Filters on the color.

Values 0 to 4294967295

ipv4-address* | *ipv6-address

Filters on the end-point IPv4 or IPv6 address.

Values *ipv4-address* — a.b.c.d
ipv6-address — x:x:x:x:x:x:x (eight 16-bit pieces) or x:x:x:x:x:d:d:d:d
 x — [0 to FFFF]H
 d — [0 to 255]D

preference-id

Filters on the preference ID.

Values 0 to 4294967295

distinguisher-id

Filters on the distinguisher ID.

Values 0 to 4294967295

summary

Displays the summary information of the static policies.

Platforms

All

Output

The following output is an example of traffic statistics for the static policies.

Sample Output Information for Static Policies

```
*A:Dut-C# show router segment-routing sr-policies static
=====
SR-Policies Path
=====
-----
Type           : srv6
Active         : Yes
Color          : 10
Head           : 0.0.0.0
RD             : 5
SRv6 BSID 1   : 3333:3:3:3:0:b::
TunnelId      : 917510
Origin ASN    : 0
NumReEval     : 0
NumActPathChange: 0
Maintenance Policy: N/A
Owner          : static
Endpoint Addr : 3ffe::a14:102
Preference    : 14
Age           : 759
Origin        : 0.0.0.0
ReEvalReason  : none
Last Change   : 06/13/2022 17:40:54

Path Segment Lists:
Segment-List   : 1
S-BFD State   : Down
Num Segments  : 1
  Seg 1 SID   : 2222:2:2:2:0:a::
Weight        : 1
S-BFD Transitio*: 0
Last Change   : 06/10/2022 17:07:01
State        : resolved-up
=====
* indicates that the corresponding row element may have been truncated.
```

Sample Output Information for a Subset of Static Policies

```
*A:Dut-C# show router segment-routing sr-policies static end-point 3ffe::a14:102
=====
SR-Policies Path
=====
-----
Type           : srv6
Active         : Yes
Color          : 10
Head           : 0.0.0.0
RD             : 5
SRv6 BSID 1   : 3333:3:3:3:0:b::
TunnelId      : 917510
Owner          : static
Endpoint Addr : 3ffe::a14:102
Preference    : 14
Age           : 426
```



```

Origin ASN      : 0              Origin      : 0.0.0.0
NumReEval      : 0              ReEvalReason : none
NumActPathChange: 0            Last Change  : 06/13/2022 17:40:54
Maintenance Policy: N/A

Path Segment Lists:
Segment-List    : 1              Weight      : 1
S-BFD State     : Down          S-BFD Transitio*: 0
Num Segments    : 1              Last Change  : 06/10/2022 17:07:01
  Seg 1 SID     : 2222:2:2:2:0:a:: State       : resolved-up
=====
* indicates that the corresponding row element may have been truncated.
  
```

22.118 static-arp

static-arp

Syntax

static-arp [*ip-int-name* | *ip-address* | **mac** *ieee-mac-address*]

Context

[\[Tree\]](#) (show>router static-arp)

Full Context

show router static-arp

Description

This command displays the router static ARP table sorted by IP address. If no options are present, all ARP entries are displayed.

Parameters

ip-int-name

Only displays static ARP entries associated with the specified IP interface name.

ip-address

Only displays static ARP entries associated with the specified IP address.

ieee-mac-address

Only displays static ARP entries associated with the specified MAC address.

Platforms

All

Output

Static ARP Table Output — The following output is an example of static AARP table information, and [Table 498: Static ARP Table Fields](#) describes the output fields.

Sample Output

```
A:ALA-A# show router static-arp
=====
ARP Table
=====
IP Address      MAC Address      Age      Type Interface
-----
10.200.0.253    00:00:5a:40:00:01 00:00:00 Sta to-ser1
10.200.1.1      00:00:5a:01:00:33 00:00:00 Inv to-ser1a
-----
No. of ARP Entries: 1
=====
A:ALA-A#

A:ALA-A# show router static-arp 10.200.1.1
=====
ARP Table
=====
IP Address      MAC Address      Age      Type Interface
-----
10.200.1.1      00:00:5a:01:00:33 00:00:00 Inv to-ser1
-----
A:ALA-A#

A:ALA-A# show router static-arp to-ser1
=====
ARP Table
=====
IP Address      MAC Address      Age      Type Interface
-----
10.200.0.253    00:00:5a:40:00:01 00:00:00 Sta to-ser1
-----
A:ALA-A#

A:ALA-A# show router static-arp mac 00:00:5a:40:00:01
=====
ARP Table
=====
IP Address      MAC Address      Age      Type Interface
-----
10.200.0.253    00:00:5a:40:00:01 00:00:00 Sta to-ser1
-----
A:ALA-A#
```

Table 498: Static ARP Table Fields

Label	Description
IP Address	The IP address of the static ARP entry
MAC Address	The MAC address of the static ARP entry

Label	Description
Age	The age of the ARP entry. Static ARPs always have 00:00:00 for the age
Type	Inv — the ARP entry is an inactive static ARP entry (invalid) Sta — the ARP entry is an active static ARP entry
Interface	The IP interface name associated with the ARP entry
No. of ARP Entries	The number of ARP entries displayed in the list

22.119 static-host

static-host

Syntax

static-host [**sap** *sap-id*] [**wholesaler** *service-id*] [**port** *port-id*][**inter-dest-id** *intermediate-destination-id*]
 [**detail**] [**mac** *ieee-address*] [**ip-address** *ip-prefix* /*prefix-length*]

static-host [**sap** *sap-id*][**wholesaler** *service-id*][**port** *port-id*] **no-inter-dest-id** [**detail**]

static-host summary

Context

[\[Tree\]](#) (show>service>id static-host)

Full Context

show service id static-host

Description

This command displays static hosts configured on this service.

Parameters

sap-id

Specifies the physical port identifier portion of the SAP definition.

intermediate-destination-id

Specifies the intermediate destination identifier which is encoded in the identification strings up to 32 characters.

summary

Displays summary static host information.

detail

Displays detailed static host information.

service-id

The service ID of the wholesaler.

Values 1 to 2147483647

ieee-address

Specifies the MAC address.

ip-prefix[/prefix-length]

Specifies the IP address.

Platforms

7450 ESS, 7750 SR, 7750 SR-a, 7750 SR-e, 7750 SR-s, VSR

Output

The following output displays an example of service static host information.

Sample Output

```
*A:ALA-48# show service id 88 static-host
=====
Static Hosts for service 88
=====
Sap          IP Address      Configured MAC   Dynamic MAC
Subscriber                                     Admin State      Fwding State
-----
1/2/20:0     10.10.10.104   N/A              N/A
N/A          Down           Not Fwding
3/2/4:50/5   10.144.145.1  N/A              N/A
N/A          Up             Fwding
-----
Number of static hosts : 2
=====
*A:ALA-48#
```

22.120 static-lsp

static-lsp

Syntax

static-lsp [/sp-name]

static-lsp {transit | terminate}

static-lsp count

Context

[Tree] (show>router>mpls static-lsp)

Full Context

```
show router mpls static-lsp
```

Description

This command displays MPLS static LSP information.

Platforms

All

Output

The following output is an example of MPLS static LSP information.

[Table 499: MPLS Static LSP Output Fields](#) describes the MPLS static LSP output fields.

Table 499: MPLS Static LSP Output Fields

Label	Description
Lsp Name	The name of the LSP used in the path up to 64 characters in length.
To	The system IP address of the egress router for the LSP.
Next Hop	The system IP address of the next hop in the LSP path.
In I/F	The ingress interface.
Out Label	The egress interface.
Out I/F	The egress interface.
Adm	Down — The path is administratively disabled. Up — The path is administratively enabled.
Opr	Down — The path is operationally down. Up — The path is operationally up.
LSPs	The total number of static LSPs.

Sample Output

```
A:ALA-12# show router mpls static-lsp
=====
MPLS Static LSPs (Originating)
=====
Lsp Name          To           Next Hop       Out Label  Out I/F    Adm  Opr
-----
NYC_SJC_customer2 100.20.1.10  10.10.1.4     1020      1/1/1     Up   Up
-----
LSPs : 1
=====
A:ALA-12#

*A:SRU4>config>router>mpls# show router mpls static-lsp transit
```

```

=====
MPLS Static LSPs (Transit)
=====
In Label    In Port    Out Label  Out Port   Next Hop           Adm  Opr
-----
240         aps-1      440        1/1/10     10.22.11.3        Up   Up
241         aps-1      441        1/1/10     10.22.11.3        Up   Up
242         aps-1      442        1/1/10     10.22.11.3        Up   Up
243         aps-1      443        1/1/10     10.22.11.3        Up   Up
244         aps-1      444        1/1/10     10.22.11.3        Up   Up
245         aps-1      445        1/1/10     10.22.11.3        Up   Up
246         aps-1      446        1/1/10     10.22.11.3        Up   Up
247         aps-1      447        1/1/10     10.22.11.3        Up   Up
248         aps-1      448        1/1/10     10.22.11.3        Up   Up
249         aps-1      449        1/1/10     10.22.11.3        Up   Up
250         aps-1      450        1/1/10     10.22.11.3        Up   Up
251         aps-1      451        1/1/10     10.22.11.3        Up   Up
252         aps-1      452        1/1/10     10.22.11.3        Up   Up
253         aps-1      453        1/1/10     10.22.11.3        Up   Up
...
207         3/2/8     407        1/1/9      10.22.10.3        Up   Up
208         3/2/8     408        1/1/9      10.22.10.3        Up   Up
209         3/2/8     409        1/1/9      10.22.10.3        Up   Up
-----
LSPs : 256
=====
*A:SRU4>config>router>mpls#

A:ALA-12# show router mpls static-lsp terminate
=====
MPLS Static LSPs (Terminate)
=====
In Label    In I/F     Out Label  Out I/F     Next Hop           Adm  Opr
-----
1021        1/1/1     n/a        n/a         n/a                Up   Up
-----
LSPs : 1
=====
A:ALA-12#
  
```

22.121 static-policy

static-policy

Syntax

static-policy

static-policy *name* [detail]

Context

[\[Tree\]](#) (show>router>seg-rt>sr-policies static-policy)

Full Context

show router segment-routing sr-policies static-policy

Description

This command displays information about all static policies or the specified static policy.

Parameters

name

Specifies the name of the static policy, up to 64 characters.

detail

Displays detailed information about the static policy.

Platforms

All

Output

The following outputs are examples of information for a specified static policy.

Sample Output Information for a Specific Static Policy

```
*A:Dut-C# show router segment-routing sr-policies static-policy "a1"
=====
SR-Policies Static Policy
=====
Policy Name: a1
Type           : srv6
Admin Status   : Up           Color           : 10
Head End Addr  : 0.0.0.0       Endpoint Addr   : 3ffe::a14:102
Preference     : 14
RD             : 5
SRv6 BSID 1   : N/A
Locator        : C1
Function       : End.B6.Encaps.Red   Function Value  : -
Function Stat* : error

Segment Lists Configuration:
Segment-List   : 1           Weight          : 1
Admin Status   : Up           Last Change     : 06/13/2022 17:40:54
Segment Stack:
  SRv6 SID 1: 2222:2:2:2:0:a::

=====
* indicates that the corresponding row element may have been truncated.
```

Sample Output Detailed Information for a Specific Static Policy

```
*A:Dut-C# show router segment-routing sr-policies static-policy "a1" detail
=====
SR-Policies Static Policy
=====
Policy Name: a1
Type           : srv6
Admin Status   : Up           Color           : 10
Head End Addr  : 0.0.0.0       Endpoint Addr   : 3ffe::a14:102
Preference     : 14
RD             : 5
SRv6 BSID 1   : N/A
Locator        : C1
Function       : End.B6.Encaps.Red   Function Value  : -
```

```

Function Stat*: error

Path Entry:
Active           : Yes                Owner           : static
TunnelId        : 917510             Age             : 346
Origin ASN      : 0                  Origin          : 0.0.0.0
NumReEval       : 0                  ReEvalReason   : none
NumActPathChange: 0                  Last Change    : 06/13/2022 17:40:54
Maintenance Policy: N/A

Path Segment Lists:
Segment-List     : 1                  Weight          : 1
S-BFD State     : Down               S-BFD Transitio*: 0
Num Segments     : 1                  Last Change    : 06/10/2022 17:07:01
  Seg 1 SID      : 2222:2:2:2:0:a::   State          : resolved-up
=====
* indicates that the corresponding row element may have been truncated.

```

22.122 static-route

static-route

Syntax

```
static-route [family] [{ip-prefix/prefix-length | preference preference | [next-hop ip-address | tag tag]}] [detail]
```

Context

[\[Tree\]](#) (show>router static-route)

Full Context

show router static-route

Description

This command displays the static entries in the routing table. If no options are present, all static routes are displayed sorted by prefix.

Parameters

family

Specifies the type of routing information to be distributed by this peer group.

- Values**
- ipv4** — Displays only those BGP peers that have the IPv4 family enabled and not those capable of exchanging IP-VPN routes.
 - ipv6** — Displays the BGP peers that are IPv6 capable.
 - mcast-ipv4** — Displays the BGP peers that are IPv4 multicast capable.
 - mcast-ipv6** — Displays the BGP peers that are IPv6 multicast capable.

ip-prefix/prefix-length

Displays static routes only matching the specified *ip-prefix* and *mask*.

Values The following values apply to the 7750 SR and 7950 XRS:

ipv4-prefix:	a.b.c.d (host bits must be 0)
ipv4-prefix-length:	0 to 32
ipv6-prefix:	x:x:x:x:x:x:x (eight 16-bit pieces)
	x:x:x:x:x:d.d.d.d
x:	[0 to FFFF]H
d:	[0 to 255]D
ipv6-prefix-length:	0 to 128

Values The following values apply to the 7450 ESS:

ipv4-prefix:	a.b.c.d (host bits must be 0)
ipv4-prefix-length:	0 to 32

preference

Only displays static routes with the specified route preference.

Values 0 to 65535

ip-address

Only displays static routes with the specified next hop IP address.

Values The following values apply to the 7750 SR and 7950 XRS:

ipv4-address:	a.b.c.d (host bits must be 0)
ipv6-address:	x:x:x:x:x:x:x (eight 16-bit pieces)
	x:x:x:x:x:d.d.d.d
x:	[0 to FFFF]H
d:	[0 to 255]D

Values The following values apply to the 7450 ESS:

ipv4-address:	a.b.c.d (host bits must be 0)
---------------	-------------------------------

tag

Displays the tag used to add a 32-bit integer tag to the static route. The tag is used in route policies to control distribution of the route into other protocols.

Values 1 to 4294967295

detail

Displays detailed static routes information.

Platforms

All

Output

Static Route Output — The following output is an example of static route information, and [Table 500: Static Route Fields](#) describes the fields.

Sample Output

```
A:ALA-A# show router static-route
=====
Route Table
=====
IP Addr/mask      Pref Metric Type Nexthop          Interface      Active
-----
192.168.250.0/24  5    1    ID  10.200.10.1      to-ser1       Y
192.168.252.0/24  5    1    NH  10.10.0.254     n/a           N
192.168.253.0/24  5    1    NH  to-ser1         n/a           N
192.168.253.0/24  5    1    NH  10.10.0.254     n/a           N
192.168.254.0/24  4    1    BH  black-hole      n/a           Y
=====

A:ALA-A#

A:ALA-A# show router static-route 192.168.250.0/24
=====
Route Table
=====
IP Addr/mask      Pref Metric Type Nexthop          Interface      Active
-----
192.168.250.0/24  5    1    ID  10.200.10.1      to-ser1       Y
=====

A:ALA-A#

A:ALA-A# show router static-route preference 4
=====
Route Table
=====
IP Addr/mask      Pref Metric Type Nexthop          Interface      Active
-----
192.168.254.0/24  4    1    BH  black-hole      n/a           Y
=====

A:ALA-A#

A:ALA-A# show router static-route next-hop 10.10.0.254
=====
Route Table
=====
IP Addr/mask      Pref Metric Type Nexthop          Interface      Active
-----
192.168.253.0/24  5    1    NH  10.10.0.254     n/a           N
=====

A:ALA-A#
```

```

=====
Static Route Table (Router: Base) Family: IPv6
=====
Prefix      : 3ffe::10:10:14:0/120
Nexthop    : 3ffe::10:20:1:6
Type       : Indirect
Interface   : n/a
Active     : Y
Prefix List : n/a
Prefix List Type : n/a
Metric     : 1
Preference : 5
Source Class : 0
Dest Class : 0
Admin State : Up
Tag        : 0
Creation Origin : manual
BFD       : disabled
Community :
CPE-check : disabled
Tunnel Resolution: any
Disallow-IGP : disabled
RSVP-TE Tunnels : disabled
LDP Tunnels : disabled
SR-ISIS Tunnels : disabled
SR-OSPF Tunnels : disabled
SR-TE Tunnels : disabled
-----
Prefix      : 3ffe::10:10:14:0/120
Nexthop    : 3ffe::20:20:1:6
Type       : Indirect
Interface   : n/a
Active     : Y
Prefix List : n/a
Prefix List Type : n/a
Metric     : 1
Preference : 5
Source Class : 0
Dest Class : 0
Admin State : Up
Tag        : 0
Creation Origin : manual
BFD       : disabled
Community :
CPE-check : disabled
Tunnel Resolution: any
Disallow-IGP : disabled
RSVP-TE Tunnels : disabled
LDP Tunnels : disabled
SR-ISIS Tunnels : disabled
SR-OSPF Tunnels : disabled
SR-TE Tunnels : disabled
-----
Prefix      : 3ffe::10:10:14:0/120
Nexthop    : 3ffe::20:20:1:5
Type       : Indirect
Interface   : n/a
Active     : Y
Prefix List : n/a
Prefix List Type : n/a
Metric     : 1
Preference : 5
Source Class : 0
Dest Class : 0
Admin State : Up
Tag        : 0
Creation Origin : manual
BFD       : disabled
Community :
CPE-check : disabled
Tunnel Resolution: any
Disallow-IGP : disabled
RSVP-TE Tunnels : disabled
LDP Tunnels : disabled
SR-ISIS Tunnels : disabled
SR-OSPF Tunnels : disabled
SR-TE Tunnels : disabled
-----
Prefix      : 3ffe::10:10:14:0/120
Nexthop    : 3ffe::10:20:1:5
Type       : Indirect
Interface   : n/a
Active     : Y
Prefix List : n/a
Prefix List Type : n/a
Metric     : 1
Preference : 5
Source Class : 0
Dest Class : 0
Admin State : Up
Tag        : 0

```

```

Creation Origin : manual
BFD             : disabled
Community       :
CPE-check       : disabled
Tunnel Resolution: filter
RSVP-TE Tunnels : disabled
SR-ISIS Tunnels : enabled
SR-TE Tunnels  : disabled
Disallow-IGP   : disabled
LDP Tunnels    : disabled
SR-OSPF Tunnels : disabled
-----
No. of Static Routes: 4
=====
*A:Dut-C#

A:Router#show router static-route 10.10.10.10/32 detail
=====
Static Route Table (Router: Base) Family: IPv4
=====
Prefix           : 10.10.10.10/32
CommunityList    : (Not Specified)
Tag              : 0
Backup Tag       : 0
Nexthop          : 1.13.1.1
Type             : Nexthop
Backup Nexthop   : 2.23.1.1
Validate Nexthop : No
Backup Status    : Active
                  Backup
Active           : Y
Prefix List Type : n/a
Preference       : 5
Dest Class       : 0
Nexthop Tag      : 0
Load Bal Weight  : n/a

Interface        : Dut-C-Dut-A-1
Prefix List      : n/a
Metric           : 1
Source Class     : 0
Admin State      : Up
Creation Origin  : manual
BFD              : disabled
Nexthop Community:
CPE-check        : disabled
LDP Sync         : disabled
-----
No. of Static Routes: 1
=====
A:Router#

```

Table 500: Static Route Fields

Label	Description
IP Addr/mask	The static route destination address and mask
Pref	The route preference value for the static route
Metric	The route metric value for the static route
Type	<p>BH — the static route is a black hole route; the nexthop for this type of route is black-hole</p> <p>ID — the static route is an indirect route, where the nexthop for this type of route is the non-directly connected next hop</p> <p>NH — the route is a static route with a directly connected next-hop; the next-hop for this type of route is either the next-hop IP address or an egress IP interface name</p>

Label	Description
NextHop	The next hop for the static route destination
Protocol	The protocol through which the route was learned
Interface	The egress IP interface name for the static route n/a — indicates there is no current egress interface because the static route is inactive or a black hole route
Active	N — the static route is inactive; for example, the static route is disabled or the next hop IP interface is down Y — the static route is active
No. of Routes	The number of routes displayed in the list
Backup NextHop	The backup next hop for the static route destination
Backup Tag	The tag value used for the static route when the primary next hop fails and the backup next hop is active
Backup Status	The status of the backup next hop

static-route

Syntax

static-route ldp-sync-status

Context

[\[Tree\]](#) (tools>dump>router static-route)

Full Context

tools dump router static-route

Description

This command enables the synchronization status that static route keeps track of LDP interfaces.

Parameters

ldp-sync-status

Specifies the LDP synchronization status.

Platforms

All

Output

The following output is an example of static route information.

Sample Output

```
*A:Dut-C# tools dump router static-route ldp-sync-status
=====
Sync Status of LDP interfaces
=====
If          If Name                Timer Running?  Timeout  Time
Index      (ip-addr)             Yes/No         Used     Left
-----
2          ip-10.10.2.3          Yes            30       5
3          ip-10.10.3.3          No             30       0
4          ip-10.10.5.3          No             30       0
5          ip-10.10.22.3         No             30       0
6          ip-10.10.12.3         No             30       0
=====
```

22.123 static-sa

static-sa

Syntax

static-sa

static-sa name *sa-name*

static-sa spi *spi*

Context

[\[Tree\]](#) (show>ipsec static-sa)

Full Context

show ipsec static-sa

Description

This command displays IPsec static-SA information.

Parameters

sa-name

Specifies the SA name.

Values 32 chars max

spi

Specifies the spi.

Values 256..16383

Platforms

All

22.124 station

station

Syntax

station [*station-name*]

Context

[\[Tree\]](#) (show>router>bmp station)

Full Context

show router bmp station

Description

This command displays BGP monitor (BMP) information.

Parameters

station-name

Specifies the station name of a BMP monitoring station, up to 32 characters.

Platforms

All

Output

The following is an example of BMP) monitor information.

Sample Output

```
*A:Dut-C# show router bmp station
=====
BMP Stations (monitoring router "Base")
=====
Station Name                Session State Since           Msgs Sent
-----
lys                          ESTABLISHED   05/08/2018 15:32:12   103054
myr                          ESTABLISHED   05/08/2018 15:32:13   100007
-----
No. of BMP Stations: 2
=====
*A:Dut-C# show router bmp station "lys"
=====
BMP Station "lys" (monitoring router "Base")
=====
Admin State      : enabled           Global BMP State : enabled
```

```

Station Address : 100.3.7.7      Station Port : 12344
Via Router      : Base          TCP Auth Keychain:
Stats Report   : 15 seconds    Routes Report  : 5 seconds
Connect Interval : 120 seconds Local Routes   : reporting
Initiation Msg : Hello Station Lys
Reported families: ipv4
Session State  : ESTABLISHED   Last Change    : 05/08/2018 15:32:12
Local Address  : 100.3.7.3     Local Port     : 51041
Stat Report Msgs : 3028       Route Report Msgs: 100021
Peer Up Msgs   : 4            Peer Down Msgs : 0
Initiation Msgs : 1           Goodbye Msgs   : 0
Bytes sent     : 10926521
Stats Timer    : 1 seconds left Routes Timer    : 3 seconds left
Connect Timer  : not running  Monitored Peers : 3 of 4
Output queue   : 0/50        Last Msg Sent   : 05/15/2018 09:27:31
=====
*A:Dut-C#
  
```

station

Syntax

station *station-name*

station all

Context

[\[Tree\]](#) (clear>router>bmp station)

[\[Tree\]](#) (clear>service>id>bmp station)

Full Context

clear router bmp station

clear service id bmp station

Description

This command clears BMP station connections.

Parameters

station-name

Specifies the BMP monitoring station name, up to 32 characters.

Platforms

All

station

Syntax

station [*station-name*]

Context

[\[Tree\]](#) (show>bmp station)

Full Context

show bmp station

Description

This command displays BMP station information.

Parameters

station-name

Specifies the station name, up to 32 characters.

Platforms

All

22.125 statistics

statistics

Syntax

statistics [**interface** *ip-int-name* | *ip-address*]

Context

[\[Tree\]](#) (show>router>dhcp statistics)

Full Context

show router dhcp statistics

Description

This command displays statistics for DHCP Relay and DHCP snooping.

If no IP address or interface name is specified, then all configured interfaces are displayed.

If an IP address or interface name is specified, then only data regarding the specified interface is displayed.

Parameters

ip-int-name | *ip-address*

Displays statistics for the specified IP interface.

Values ip-int-name: 32 chars max
ip-address: a.b.c.d

Platforms

All

Output

The following output is an example of DHCP statistics information, and [Table 501: Show DHCP Statistics Field Descriptions](#) describes the output fields.

Sample Output

```
*A:ALA-1# show router dhcp statistics
=====
DHCP Global Statistics
=====
Rx Packets                : 0
Tx Packets                : 0
Rx Malformed Packets     : 0
Rx Untrusted Packets     : 0
Client Packets Discarded : 0
Client Packets Relayed   : 0
Client Packets Snooped   : 0
Server Packets Discarded : 0
Server Packets Relayed   : 0
Server Packets Snooped   : 0
=====
*A:ALA-1#
```

Table 501: Show DHCP Statistics Field Descriptions

Label	Description
Received Packets	The number of packets received from the DHCP clients.
Transmitted Packets	The number of packets transmitted to the DHCP clients.
Received Malformed Packets	The number of malformed packets received from the DHCP clients.
Received Untrusted Packets	The number of untrusted packets received from the DHCP clients.
Client Packets Discarded	The number of packets received from the DHCP clients that were discarded.
Client Packets Relayed	The number of packets received from the DHCP clients that were forwarded.
Client Packets Snooped	The number of packets received from the DHCP clients that were snooped.
Server Packets Discarded	The number of packets received from the DHCP server that were discarded.
Server Packets Relayed	The number of packets received from the DHCP server that were forwarded.

Label	Description
Server Packets Snooped	The number of packets received from the DHCP server that were snooped.

statistics

Syntax

statistics [**interface** *ip-int-name*]

Context

[Tree] (show>router>dhcp6 statistics)

[Tree] (show>service>id>dhcp6 statistics)

Full Context

show router dhcp6 statistics

show service id dhcp6 statistics

Description

This command displays statistics for DHCP6 relay and snooping.

Parameters

ip-int-name

Specifies to display interface name information.

Platforms

All

Output

The following output is an example of DHCP6 statistics information.

Sample Output

```
A:ALA-A# show router 1000 dhcp6 statistics
=====
DHCP6 Global Statistics (Service: 1000)
=====
Rx Packets                : 16000
Tx Packets                 : 15041
Rx Malformed Packets     : 0
Rx Untrusted Packets     : 0
Client Packets Discarded  : 423
Client Packets Relayed    : 0
Client Packets Snooped    : 0
Client Packets Proxied (RADIUS) : 0
Client Packets Proxied (Lease-Split) : 0
Server Packets Discarded  : 0
Server Packets Relayed    : 0
```

```
Server Packets Snooped           : 0
DHCP RELEASEs Spoofed           : 0
DHCP FORCERENEWs Spoofed        : 0
=====
A:ALA-A#
```

```
*A:cses-V26# show service id 8 dhcp6 statistics
=====
DHCP Statistics, service 8, all interfaces
=====
Packets received                 : 0
Packets transmitted              : 0
Packets dropped                  : 0
=====
*A:cses-V26#
```

[Table 502: DHCP6 Statistics Field Descriptions](#) describes DHCP6 output statistics.

Table 502: DHCP6 Statistics Field Descriptions

Field	Description
Rx Packets	The number of packets received
Tx Packets	The number of packets sent
Rx Malformed Packets	The number of malformed packets received from the DHCP6 clients
Rx Untrusted Packets	The number of untrusted packets received from the DHCP clients
Client Packets Discarded	The number of packets received from the DHCP clients that were discarded
Client Packets Relayed	The number of packets received from the DHCP clients that were forwarded
Client Packets Snooped	The number of packets received from the DHCP clients that were snooped
Client Packets Proxied (RADIUS)	The number of client packets proxied through RADIUS
Client Packets Proxied (Lease-Split)	The number of client packets proxied through a lease split
Server Packets Discarded	The number of discarded server packets
Server Packets Relayed	The number of relayed server packets
Server Packets Snooped	The number of snooped server packets
DHCP RELEASEs Spoofed	The number of spoofed DHCP releases

Field	Description
DHCP FORCERENEWs Spoofed	The number of spoofed FORCERENEW messages

statistics

Syntax

statistics [[*sap sap-id*] | [*sdp sdp-id:vc-id*] | [**interface** *interface-name*]]

Context

[Tree] (show>service>id>dhcp statistics)

Full Context

show service id dhcp statistics

Description

This command displays DHCP relay statistics.

Parameters

ip-int-name

Displays DHCP statistics on the specified interface.

interface-name

Displays DHCP statistics for the specified interface name.

sap-id

Displays DHCP statistics for the specified SAP.

Platforms

All

Output

The following output is an example of DHCP statistics information.

Sample Output

```
*A:ALA-48# show service id 88 dhcp statistics interface SpokeTerm
=====
DHCP Statistics for interface SpokeTerm
=====
Rx Packets                : 0
Tx Packets                : 0
Rx Malformed Packets     : 0
Rx Untrusted Packets     : 0
Client Packets Discarded  : 0
Client Packets Relayed    : 0
Client Packets Snooped    : 0
Client Packets Proxied (RADIUS) : 0
```

```
Client Packets Proxied (Lease-Split) : 0
Server Packets Discarded           : 0
Server Packets Relayed              : 0
Server Packets Snooped              : 0
DHCP RELEASEs Spoofed              : 0
DHCP FORCERENEWs Spoofed           : 0
=====
*A:ALA-48#
```

[Table 503: DHCP Statistics Field Descriptions](#) describes DHCP statistics output fields.

Table 503: DHCP Statistics Field Descriptions

Field	Description
Rx Packets	The number of received packets
Tx Packets	The number of transmitted packets
Rx Malformed	The number of malformed packets received
Rx Untrusted Packets	The number of untrusted packets received
Client Packets Discarded	The number of client packets discarded
Client Packets Relayed	The number of client packets relayed
Client Packets Snooped	The number of client packets snooped
Client Packets Proxied (RADIUS)	The number of client packets proxied through RADIUS
Client Packets Proxied (Lease-Split)	The number of client packets proxied through a lease split
Server Packets Discarded	The number of discarded server packets
Server Packets Relayed	The number of relayed server packets
Server Packets Snooped	The number of snooped server packets
DHCP RELEASEs Spoofed	The number of spoofed DHCP releases
DHCP FORCERENEWs Spoofed	The number of spoofed FORCERENEW messages

statistics

Syntax

statistics

statistics interface {*ip-int-name* | *ip-address*}

statistics sap *sap-id*

Context

[\[Tree\]](#) (show>service>id>ppp statistics)

Full Context

show service id ppp statistics

Description

This command displays PPP statistics.

Parameters

ip-int-name

Displays information about the specified interface, up to 32 characters.

ip-address

Displays information about the specified IP address.

Values a.b.c.d

sap-id

Displays information for the specified SAP.

Platforms

7450 ESS, 7750 SR, 7750 SR-a, 7750 SR-e, 7750 SR-s, VSR

statistics

Syntax

statistics

statistics frag-stats

statistics map-domain *domain-name*

Context

[\[Tree\]](#) (clear>nat>map statistics)

Full Context

clear nat map statistics

Description

This command clears MAP statistics.

Parameters

domain-name

Clears MAP statistics for the specified domain name, up to 32 characters.

Platforms

VSR

statistics

Syntax

```
statistics [{ip-address | ip-int-name}]
```

Context

[\[Tree\]](#) (clear>router>dhcp statistics)

Full Context

```
clear router dhcp statistics
```

Description

This command clears statistics for DHCP statistics.

If no IP address or interface name is specified, then statistics are cleared for all configured interfaces.

If an IP address or interface name is specified, then only data regarding the specified interface is cleared.

Parameters

ip-int-name

Clears DHCP statistics for the specified interface name.

ip-address

Clears DHCP statistics for the specified IP address.

Platforms

All

statistics

Syntax

```
statistics
```

Context

[\[Tree\]](#) (clear>router>dhcp6 statistics)

Full Context

```
clear router dhcp6 statistics
```

Description

This command clears DHCP6 statistics.

Platforms

All

statistics

Syntax

```
statistics [interface ip-int-name | ipv6-address]
```

Context

[\[Tree\]](#) (clear>service>id>dhcp6 statistics)

Full Context

```
clear service id dhcp6 statistics
```

Description

This command clears DHCP statistics.

Parameters

ip-int-name

Clears DHCP statistics for the specified interface name.

ip-address

Clears DHCP statistics for the specified IP address.

Platforms

All

statistics

Syntax

```
statistics [{sap sap-id | sdp sdp-id:vc-id | interface { ip-address | ip-int-name}]
```

Context

[\[Tree\]](#) (clear>service>id>dhcp statistics)

Full Context

```
clear service id dhcp statistics
```

Description

This command clears DHCP statistics.

Parameters

sap-id

Clears the specified SAP information.

sdp-id

The specified SDP to be cleared.

Values 1 to 17407

vc-id

Specifies the virtual circuit ID on the SDP ID to be cleared.

Values 1 to 4294967295

ip-address

Specifies the interface IP address.

Values a.b.c.d

ip-int-name

Specifies the interface name, up to 32 characters.

Platforms

All

statistics

Syntax

statistics

Context

[\[Tree\]](#) (show>subscr-mgmt>gtp statistics)

Full Context

show subscriber-mgmt gtp statistics

Description

This command displays GTP statistics information.

Platforms

7750 SR, 7750 SR-e, 7750 SR-s, VSR

Output

The following is an example of GTP statistics.

Sample Output

```

Node# show subscriber-mgmt gtp statistics
=====
GTP statistics
=====
tx echo requests                : 23
tx echo responses               : 0
tx errors                      : 0
rx echo requests               : 0
rx echo responses              : 23
rx errors                      : 0
rx version not supported       : 0
rx zero TEID responses         : 0
path faults                   : 0
path restarts                 : 0
tx invalid msgs                : 0
tx create PDP context requests : 0
tx create PDP context responses : 0
tx delete PDP context requests : 0
tx delete PDP context responses : 0
tx create session requests     : 0
tx create session responses    : 1
tx delete session requests     : 0
tx delete session responses    : 0
tx delete bearer requests     : 0
tx delete bearer responses    : 0
tx create bearer responses     : 0
tx update bearer responses     : 0
tx modify bearer requests     : 0
tx modify bearer responses     : 1
tx change notification responses : 0
tx rls access bearers responses : 0
tx error indication count     : 0
tx downlink notifications     : 0
tx stop paging indication     : 0
tx end marker                  : 0
rx invalid msgs                : 0
rx create PDP context requests : 0
rx create PDP context responses : 0
rx delete PDP context requests : 0
rx delete PDP context responses : 0
rx create session requests     : 1
rx create session responses    : 0
rx delete session requests     : 0
rx delete session responses    : 0
rx delete bearer requests     : 0
rx delete bearer responses    : 0
rx create bearer requests     : 0
rx update bearer requests     : 0
rx modify bearer requests     : 1
rx modify bearer responses     : 0
rx change notification requests : 0
rx rls access bearers request  : 0
rx error indication count     : 0
rx downlink notification ack   : 0
rx downlink notification fail  : 0
rx invalid pkt length         : 0
rx unknown pkts               : 0
rx missing IE pkts            : 0
rx bad UDP header pkts        : 0
rx discarded pkts             : 0
rx in-session discarded pkts   : 0
rx pkts                       : 25
  
```

```
tx discarded pkts           : 0
tx pkts                    : 25
rx UDP checksum error      : 0
=====
```

statistics

Syntax

statistics

Context

[\[Tree\]](#) (show>router>l2tp statistics)

Full Context

show router l2tp statistics

Description

This command displays L2TP statistics.

Platforms

7450 ESS, 7750 SR, 7750 SR-a, 7750 SR-e, 7750 SR-s, VSR

Output

The following output is an example of L2TP statistics information.

Sample Output

```
*A:Dut-C# show router l2tp statistics
=====
L2TP Statistics
=====
Tunnels                               Sessions
-----
Active           : 3                   Active           : 6

Setup history since 04/17/2009 18:38:41

Total           : 4                   Total           : 9
Failed          : 0                   Failed          : 0
Failed Auth     : 0
=====
*A:Dut-C#
```

statistics

Syntax

statistics [{sap *sap-id* | interface *ip-int-name* | *ip-address*}

Context

[Tree] (show>service>id>pppoe statistics)

Full Context

show service id pppoe statistics

Description

This command displays PPPoE statistics.

Parameters

sap-id

Displays information for the specified SAP.

ip-int-name

Displays information about the specified interface.

ip-address

Displays information about the specified IP address.

Platforms

7450 ESS, 7750 SR, 7750 SR-a, 7750 SR-e, 7750 SR-s, VSR

Output

The following output displays PPPoE statistics information.

Sample Output

```
*A:ALA-49# show service id 20 pppoe statistics
=====
PPPoE statistics for IES service 20
=====
Packet Type          Received      Transmitted
-----
PADI                 2             -
PADO                 -             2
PADR                 2             -
PADS                 -             2
PADT                 0             0
session             9838         9839
-----
Drop Counters
-----
Rx Invalid Version   : 0
Rx Invalid Type      : 0
Rx Invalid Code      : 0
Rx Invalid Session   : 0
Rx Invalid Length    : 0
Rx Invalid Tags      : 0
Rx Invalid AC-Cookie: 0
Rx Dropped           : 0
=====
*A:ALA-49#
```

statistics

Syntax

statistics

Context

[Tree] (clear>router>l2tp statistics)

[Tree] (clear>router>l2tp>peer statistics)

[Tree] (clear>router>l2tp>group statistics)

[Tree] (clear>router>l2tp>tunnel statistics)

Full Context

clear router l2tp statistics

clear router l2tp peer statistics

clear router l2tp group statistics

clear router l2tp tunnel statistics

Description

This command clears statistics for the specified context.

Platforms

7450 ESS, 7750 SR, 7750 SR-a, 7750 SR-e, 7750 SR-s, VSR

statistics

Syntax

statistics [{**sap** *sap-id* | **interface** *ip-int-name* | *ip-address*}]

Context

[Tree] (clear>service>id>pppoe statistics)

Full Context

clear service id pppoe statistics

Description

This command clears PPPoE statistics.

Platforms

7450 ESS, 7750 SR, 7750 SR-a, 7750 SR-e, 7750 SR-s, VSR

statistics

Syntax

statistics

Context

[\[Tree\]](#) (show>service>dynsvc>script statistics)

Full Context

show service dynamic-services script statistics

Description

This command displays dynamic service script statistics. Only non-zero values are shown. The script statistics can be cleared with the "clear service statistics dynamic-services" command.



Note:

This command is not available in the MD-CLI.

Platforms

7450 ESS, 7750 SR, 7750 SR-a, 7750 SR-e, 7750 SR-s, VSR

Output

The following output is an example of Dynamic Services script statistics information.

Sample Output

```
# show service dynamic-services script statistics
=====
Dynamic Services Script Statistics
=====
Description                                                    Counter
-----
python scripts with 0 retries due to timeout                  46
setup - jobs launched                                         16
setup - jobs handled                                          16
setup - success                                               13
setup - syntax error                                          1
setup - execution failed                                      2
teardown - jobs launched                                       15
teardown - jobs handled                                       15
teardown - success                                           14
teardown - syntax error                                       1
-----
No. of Script Statistics: 10
-----
Last Cleared Time: 02/26/2013 09:59:07
=====
```

[Table 504](#): describes Dynamic Services script statistics fields.

Table 504:

Output field	Description
Description	The name of the script.
Counter	The number of times the script executed.
python scripts with 0 retries due to timeout	The number of retries due to timeouts.
setup	<p>The setup script action.</p> <p>jobs launched — The number of times the setup jobs launched.</p> <p>jobs handled — The number of times the setup jobs were handled.</p> <p>success — The number of times the setup jobs were successful.</p> <p>syntax error — The number of setup syntax errors.</p> <p>execution failed — The number of times the setup failed.</p>
teardown	<p>The teardown script action.</p> <p>jobs launched — The number of times the teardown jobs launched.</p> <p>jobs handled — The number of times the teardown jobs were handled.</p> <p>success — The number of times the teardown jobs were successful.</p> <p>syntax error — The number of teardown syntax errors.</p>

statistics

Syntax

statistics iom (*slot* | **all**) [**host** | **session** | **subscriber** | **summary**] [**non-zero-value-only**]

statistics mda (*mda* | **all**) [**host** | **session** | **subscriber** | **summary**] [**non-zero-value-only**]

statistics port (*port-id* | **all**) [**host** | **session** | **subscriber** | **summary**] [**non-zero-value-only**]

statistics pw-port (*pw-port* | **all**) [**host** | **session** | **subscriber** | **summary**] [**non-zero-value-only**]

statistics system (*pw-port* | **all**) [**host** | **session** | **subscriber** | **summary**] [**non-zero-value-only**]

statistics service (*svc-id* | **all**) [**host** | **session** | **summary**] [**non-zero-value-only**]

statistics service {*svc-id*} **subscriber-interface** { *sub-iff* | **all** } [**host** | **session** | **summary**] [**non-zero-value-only**]

statistics service {*svc-id*} **group-interface** { *grp-itf* | **all** } [**host** | **session** | **summary**] [**non-zero-value-only**]

statistics sla-profiles

statistics sub-profiles

statistics system [**host** | **session** | **subscriber** | **summary**] [**non-zero-value-only**]

Context

[\[Tree\]](#) (show>subscr-mgmt statistics)

Full Context

show subscriber-mgmt statistics

Description

This command displays enhanced subscriber management statistics per port, PW port, MDA, IOM, system, service, subscriber interface, or group interface.

For each statistic, a current value and peak value is displayed. The peak value is the highest generated value since the last reset as a result of a system boot or the **clear subscriber-mgmt peakvalue-stats** command.



Note:

The user can execute the **clear subscriber-mgmt peakvalue-stats** command to reset the peak values.

Parameters

iom slot

Displays specified IOM slot information.

mda mda

Displays specified slot and mda information.

port port-id

Specifies to display information for both the physical port ID and LAG.

pw-port pw-port

Specifies to display information for a pseudowire port ID.

Values 1 to 10239

all

Displays statistics of all IOM or MDA or port or pseudowire port in the system

host

Displays v4/v6 host statistics only.

session

Displays PPPoX/LAC/LNS session statistics only.

sla-profiles

Displays the current and historical statistics for SLA profiles.

service *svc-id*

Displays the current and historical statistics for service level profiles.

Values 1 to 2148278386 | *svc-name*: up to 64 characters

sub-profiles

Displays the current and historical statistics for subscriber profiles.

subscriber

Displays subscriber statistics only.

subscriber-interface *sub-ity*

Displays specified subscriber interface level statistics, up to 32 characters.

group-interface *grp-ity*

Displays specified group-interface level statistics, up to 32 characters.

summary

Displays summary statistics only.

non-zero-value-only

Displays only non-zero value counters.

The following tables describe the counters available in the **show subscriber management statistics** command output.

The following terminology is used to indicate applicability of the stats:

- ESM — Enhanced Subscriber Management. Subscriber traffic forwarded via subscriber queues. Enabled with SAP **sub-sla-mgmt** in no shutdown state
- BSM — Basic Subscriber Management. Subscriber traffic forwarded via SAP queues. SAP sub-sla-mgmt must be in shutdown state. For DHCP, dhcp lease-populate or dhcp6-relay lease-populate must be enabled to count the leases. For IPv4, if anti-spoof is enabled on the SAP, a subscriber host is instantiated.
- Routed CO — IES or VPRN service with subscriber interface and group interface constructs
- Bridged CO — VPLS service with DHCPv4 lease management enabled (lease-populate)
- regular interface — IES or VPRN interface (none subscriber-interface or group-interface)
- Host (also subscriber host) — A resource in the system that is used for traffic forwarding and security related actions. The creation of a subscriber host entry is linked to anti-spoof being enabled on a SAP. For ESM, anti-spoof is mandatory and hence every connected {IP/MAC} consumes by default a subscriber host entry. A DHCP6 IA-PD can also be modeled as a managed route. In this case, no subscriber host is instantiated. For BSM, anti-spoof is optional on regular interfaces. An IPv4 static-host and DHCPv4 lease do not result in a subscriber host instantiation when anti-spoof is disabled on the SAP.

Table 505: Host and Protocol Statistics

Section	Counter	Counts	Applies to
IPv4	PPP Hosts - IPCP	IPv4 local terminated PPP hosts (PTA, LNS)	ESM, Routed CO
	IPOE Hosts - DHCP	DHCPv4 hosts (lease states)	ESM, Routed CO, Bridged CO
	IPOE Hosts - ARP	ARP hosts	ESM, Routed CO, Bridged CO
	IPOE Hosts – Static	IPv4 static hosts	ESM, Routed CO, Bridged CO
	IPOE Mngd Hosts – Data-trig	Data triggered IPv4 hosts	ESM, Routed CO
	IPOE Mngd Hosts – AAA	vRGW managed static IPv4 addresses: IPv4 static hosts created via RADIUS (Alc-Reserved-Addresses)	ESM, Routed CO
	IPOE Mngd Hosts – GTP	IPv4 GTP access host	ESM, Routed CO
	IPOE Mngd Hosts – Bonding	IPv4 hosts associated with an internal IPoE session of a connection bonding subscriber context	ESM, Routed CO
	IPOE Hosts BSM - DHCP	DHCPv4 hosts (lease states: anti-spoof and lease-populate enabled)	BSM, Routed CO, Bridged CO, regular interface
	IPOE Hosts BSM – Static	IPv4 static hosts (with anti-spoof enabled)	BSM, Routed CO, Bridged CO, regular interface
	IPOE BSM - DHCP	DHCPv4 lease states (with lease-populate enabled, no anti-spoof)	BSM, Routed CO, Bridged CO, regular interface
	IPOE BSM – Static	IPv4 static hosts (no anti-spoof)	BSM, Routed CO, Bridged CO, regular interface
IPv6	PPP Hosts – SLAAC	Local terminated IPv6 wan-host – SLAAC (PTA, LNS)	ESM, Routed CO
	PPP Hosts - DHCP6 (NA)	Local terminated IPv6 wan-host (PTA, LNS) – DHCP6 IA-NA leases over PPP	ESM, Routed CO

Section	Counter	Counts	Applies to
	PPP Hosts - DHCP6 (PD)	Local terminated IPv6 pd-host (PTA, LNS) – DHCP6 IA-PD leases over PPP (excluding PD as managed route)	ESM, Routed CO
	PPP Mngd Routes - DHCP6 (PD)	IPv6 (PTA, LNS) – DHCP6 IA-PD leases over PPP (PD as managed route only)	ESM, Routed CO
	IPOE Hosts – SLAAC	IPv6 wan-host – SLAAC	ESM, Routed CO
	IPOE Hosts - DHCP6 (NA)	IPv6 wan-host – DHCP6 IA-NA leases	ESM, Routed CO
	IPOE Hosts - DHCP6 (PD)	IPv6 pd-host – DHCP6 IA-PD leases (excluding PD as managed route)	ESM, Routed CO
	IPOE Mngd Routes - DHCP6 (PD)	IPv6 – DHCP6 IA-PD leases (PD as managed route only)	ESM, Routed CO
	IPOE Hosts – Static (WAN)	IPv6 static hosts with prefix-length equal to /128	ESM, Routed CO
	IPOE Hosts – Static (Pfx)	IPv6 static hosts with prefix-length shorter than /128	ESM, Routed CO
	IPOE Mngd Hosts – Data-trig (Pfx)	Data triggered IPv6 Prefix host (prefix length shorter than /128)	ESM, Routed CO
	IPOE Mngd Hosts – Data-trig (Pfx)	Data triggered IPv6 Prefix host (prefix length shorter than /128)	ESM, Routed CO
IPv6 (Cont)	IPOE Mngd Routes – Data-trig (Pfx)	Data triggered IPv6 Prefix (prefix length shorter than /128) modeled as a managed route	ESM, Routed CO
	IPOE Mngd Hosts - AAA	(currently unused)	Not applicable
	IPOE Mngd Hosts – GTP (SLAAC)	IPv6 (SLAAC) GTP Access host	ESM, Routed CO
	IPOE Mngd Hosts - Bonding	IPv6 hosts associated with an internal IPoE session of a connection bonding subscriber context..	ESM, Routed CO
	IPOE BSM - DHCP6 (NA)	IPv6 – DHCP6 IA-NA leases (lease-populate)	BSM, regular interface
	IPOE BSM - DHCP6 (PD)	IPv6 – DHCP6 IA-PD leases (lease-populate)	BSM, regular interface

Section	Counter	Counts	Applies to
Total	PPP Hosts	Local terminated PPP hosts (PTA, LNS)	ESM
	IPOE Hosts	Total IPv4 and IPv6 IPOE hosts	ESM
	IPv4 Hosts	Total IPv4 hosts, PPP (PTA, LNS) and IPOE	ESM
	IPv6 Hosts	Total IPv6 hosts, PPP (PTA, LNS) and IPOE	ESM
	IPv6 PD Mngd Routes	Total DHCP6 IA-PD leases modeled as a managed route. PPP (PTA, LNS) and IPOE	ESM
	L2TP LAC Hosts	L2TP LAC hosts – single host per single or dual stack PPP session Counter also increases for outgoing LTS sessions.	ESM, Routed CO
	L2TP LNS Hosts	L2TP LNS hosts – single host per single or dual stack PPP session	ESM, Routed CO
	Internal Hosts	Subscriber hosts for internal use. For example, LNS redirect hosts (for LTS, an LNS redirect host is also instantiated). The internal LNS redirect host only counts against the system limit and not against the per line card limit.	ESM
Total (Cont)	Non-Sub-Traffic L2-Hosts	A host on a single subscriber SAP in a VPLS service that enables non-IP traffic to be forwarded using the specified SLA profile instance queues. Host on a single subscriber SAP attached to an IES or VPRN group-interface that enables traffic normally forwarded using the SAP queues to flow using the specified SLA profile instance queues. configure>service>vpls service-id>sap sap-id>sub-sla-mgmt single-sub-parameters>non-sub-traffic sub-profile sub-profile-name sla-profile sla-profile-name [subscriber sub-ident-string] [app-profile app-profile-name]	ESM, Routed CO, Bridged CO

Section	Counter	Counts	Applies to
	DHCP leases	Total number of DHCPv4 lease states	ESM, BSM
	DHCPv6 leases	Total number of DHCPv6 lease states	ESM, BSM
	Subscriber Hosts	Counter displayed in the output of show>subscriber-mgmt>statistics [iom mda port pw-port]	ESM
	System Hosts Scale	Counter displayed in the output of show>subscriber-mgmt>statistics system This counter matches the number of hosts accounted for in the system wide limit.	ESM

Table 506: PPP Session Statistics

Section	Counter	Counts	Applies to
Local	PPP Sessions - PPPoE	Local terminated PPPoE sessions (PTA)	ESM, Routed CO
	PPP Sessions - PPPoEoA	Local terminated PPPoEoA sessions (PTA)	ESM, Routed CO
	PPP Sessions - PPPoA	Local terminated PPPoA sessions (PTA)	ESM, Routed CO
	PPP Sessions - L2TP (LNS)	Local terminated PPP sessions (L2TP LNS)	ESM, Routed CO
LAC	PPP Sessions - PPPoE	Tunneled PPPoE session (L2TP LAC)	ESM, Routed CO
	PPP Sessions - PPPoEoA	Tunneled PPPoEoA session (L2TP LAC)	ESM, Routed CO
	PPP Sessions - PPPoA	Tunneled PPPoA session (L2TP LAC)	ESM, Routed CO
	PPP Sessions - L2TP (LTS)	Tunneled PPP session (L2TP LTS)	ESM, Routed CO
Total	PPP Sessions - established	PPP sessions that are established (at least one active host attached) – PTA/LAC/LTS/LNS	ESM, Routed CO
	PPP Sessions - in setup	PPP sessions in setup (session created, host setup in progress) – PTA/LAC/LTS/LNS	ESM, Routed CO
	PPP Sessions - local	Local terminated PPPoX sessions (PTA, L2TP LNS)	ESM, Routed CO

Section	Counter	Counts	Applies to
	PPP Sessions - LAC	Tunneled PPPoX session (L2TP LAC, L2TP LTS)	ESM, Routed CO
L2TP	L2TP Tunnels - originator	Number of L2TP Tunnels originated on this node. (LAC/LTS)	ESM, Routed CO
	.L2TP Tunnels - receiver	Number of L2TP Tunnels terminated on this node. (LNS/LTS)	ESM, Routed CO
	Total L2TP Tunnels	Number of L2TP Tunnels originated or terminated on this node.	ESM, Routed CO

Table 507: IPoE Session Statistics

Section	Counter	Counts	Applies to
Total	IPOE Sessions - established	IPoE sessions that are established (at least one active host attached).	ESM, Routed CO
	IPOE Sessions- in setup	IPoE sessions in setup (session created, host setup in progress).	ESM, Routed CO

Table 508: Subscriber Statistics

Section	Counter	Counts	Applies to
Total	Subscribers	Total number of active subscribers.	ESM, Routed CO, Bridged CO

Table 509: SubMgmt Statistics Summary

Section	Counter	Counts
Hosts	IPv4	Total IPv4 hosts
	IPv6	Total IPv6 hosts
Sessions	PPP	Total PPP sessions established
	IPOE	Total IPOE sessions established
Subscribers		Total number of active subscribers

Platforms

7450 ESS, 7750 SR, 7750 SR-a, 7750 SR-e, 7750 SR-s, VSR

Output

The following are examples of subscriber management statistics information.

Sample Output

```
A:PE-1# show subscriber-mgmt statistics port 1/1/4 summary
=====
SubMgmt Statistics
=====
Port Id          |      Hosts      |      Sessions   |      Subscribers
                  | IPv4    IPv6    | PPP    IPOE    |
-----|-----|-----|-----|
1/1/4            |      2      2 |      1    1 |      2 (Curr)
                  |      3      3 |      1    2 |      3 (Peak)
=====
```

Sample Output

```
A:PE-1# show subscriber-mgmt statistics sla-profiles
=====
SLA Profile Statistics
=====
SLA-Profile Name          Current      Peak      Peak Timestamp
-----|-----|-----|-----|
tv-prof                   0           0
hsi-prof                  1           1 12/29/2016 15:50:50
hsi-iptv--prof            0           0
no-prof-1                 1           1 01/03/2017 20:00:37
hsi-voip-prof             0           2 12/29/2016 18:42:44
-----|-----|-----|-----|
Total                     2
=====
```

Sample Output

```
A:PE-1# show subscriber-mgmt statistics sub-profiles
=====
Subscriber Profile Statistics
=====
Subscriber-Profile Name    Current      Peak      Peak Timestamp
-----|-----|-----|-----|
no-prof                    2           3 12/29/2016 18:42:44
sub-10M                    0           0
sub-10M-UPNP               0           0
sub-20M                    0           0
sub-20M-UPNP               0           0
-----|-----|-----|-----|
Total                      2
=====
```

Sample Output

```
A:pe1# show subscriber-mgmt statistics system
=====
Subscriber Management Statistics for System
=====
Type          Current      Peak      Peak Timestamp
-----|-----|-----|-----|
Host & Protocol Statistics
-----|-----|-----|-----|
```


IPv4	PPP Hosts	- IPCP	0	0
	PPP Hosts	- PFCP	0	0
	IPOE Hosts	- DHCP	0	0
	IPOE Hosts	- ARP	0	0
	IPOE Hosts	- Static	0	0
	IPOE Hosts	- PFCP	0	0
	IPOE Mngd Hosts	- Data-trig	0	0
	IPOE Mngd Hosts	- AAA	0	0
	IPOE Mngd Hosts	- GTP	0	0
	IPOE Mngd Hosts	- Bonding	0	0
	IPOE Hosts BSM	- DHCP	0	0
	IPOE Hosts BSM	- Static	0	0
	IPOE BSM	- DHCP	0	0
	IPOE BSM	- Static	0	0

IPv6	PPP Hosts	- SLAAC	0	0
	PPP Hosts	- DHCP6 (NA)	0	0
	PPP Hosts	- DHCP6 (PD)	0	0
	PPP Mngd Routes	- DHCP6 (PD)	0	0
	PPP Hosts	- PFCP (SLAAC)	0	0
	PPP Hosts	- PFCP (NA)	0	0
	PPP Hosts	- PFCP (PD)	0	0
	IPOE Hosts	- SLAAC	0	0
	IPOE Hosts	- DHCP6 (NA)	0	0
	IPOE Hosts	- DHCP6 (PD)	0	0
	IPOE Mngd Routes	- DHCP6 (PD)	0	0
	IPOE Hosts	- Static (WAN)	0	0
	IPOE Hosts	- Static (Pfx)	0	0
	IPOE Hosts	- PFCP (SLAAC)	0	0
	IPOE Hosts	- PFCP (NA)	0	0
	IPOE Hosts	- PFCP (PD)	0	0
	IPOE Mngd Hosts	- Data-trig (WAN)	0	0
	IPOE Mngd Hosts	- Data-trig (Pfx)	0	0
	IPOE Mngd Routes	- Data-trig (Pfx)	0	0
	IPOE Mngd Hosts	- AAA	0	0
	IPOE Mngd Hosts	- GTP (SLAAC)	0	0
	IPOE Mngd Hosts	- Bonding	0	0
IPOE BSM	- DHCP6 (NA)	0	0	
IPOE BSM	- DHCP6 (PD)	0	0	

Total	PPP Hosts		0	0
	IPOE Hosts		0	0
	IPv4 Hosts		0	0
	IPv6 Hosts		0	0
	IPv6 PD Mngd Routes		0	0
	L2TP LAC Hosts		0	0
	L2TP LNS Hosts		0	0
	Internal Hosts		0	0
	Non-Sub-Traffic L2-Hosts		0	0
	DHCP Leases		0	0
	DHCPv6 Leases		0	0
	PFCP Hosts		0	0
	System Hosts Scale		0	0

statistics

Syntax

statistics sub-profile {sub-profile-name | all}

statistics sla-profile {*sla-profile-name* | **all**}

Context

[\[Tree\]](#) (clear>subscriber-mgmt statistics)

Full Context

clear subscriber-mgmt statistics

Description

This command clears the current and historical statistics.

Parameters

sub-profile-name

Clears the statistics for a specific subscriber profile, limited to 32 characters.

sub-profile all

Clears all subscriber profile statistics.

sla-profile-name

Clears the statistics for a specific SLA profile, limited to 32 characters.

sla-profile all

Clears all SLA profile statistics.

Platforms

7450 ESS, 7750 SR, 7750 SR-a, 7750 SR-e, 7750 SR-s, VSR

statistics

Syntax

statistics interface *subscriber-interface* [**id** *srrp-id*]

Context

[\[Tree\]](#) (clear>router>srrp statistics)

Full Context

clear router srrp statistics

Description

This command clears statistics for SRRP instances.

Parameters

subscriber-interface

Specifies an existing subscriber interface name up to 32 characters.

srrp-id

Specifies an existing SRRP ID.

Values 1 to 4294967295

Platforms

All

statistics

Syntax

statistics

Context

[\[Tree\]](#) (clear>service statistics)

Full Context

clear service statistics

Description

This command clears the statistics for a service.

Platforms

All

statistics

Syntax

statistics [*policy name*] [*sap sap-id*]

Context

[\[Tree\]](#) (show>service>id>auth statistics)

Full Context

show service id authentication statistics

Description

This command displays session authentication statistics for this service.

Parameters

policy name

Specifies an existing authentication policy name.

sap-id

Specifies the physical port identifier portion of the SAP definition.

Platforms

All

Output

The following output displays an example of service authentication statistics information

Sample Output

```
*A:ALA-48# show service id 700 authentication statistics
=====
Authentication Statistics for service 700
=====
Client Packets Authenticate Fail   : 0
Client Packets Authenticate Ok    : 0
=====
*A:ALA-48#
```

statistics

Syntax

statistics [**sap** *sap-id* | **sdp** *sdp-id:vc-id*]

Context

[\[Tree\]](#) (show>service>id>mld-snooping statistics)

Full Context

show service id mld-snooping statistics

Description

This command displays MLD snooping statistics.

Platforms

All

Output

The following output is an example of MLD snooping statistics information.

Sample Output

```
*A:rbae_C# show service id 1 mld-snooping statistics
=====
MLD Snooping Statistics for service 1
=====
Message Type           Received      Transmitted   Forwarded
-----
General Queries        109           0             327
Group Queries           0              0             0
Group-Source Queries   0              0             0
```

```

V1 Reports          0          0          0
V2 Reports          438         87          0
V1 Done             0          0          0
Unknown Type        0          N/A          0
-----
Drop Statistics
-----
Bad Length          : 0
Bad MLD Checksum    : 0
Bad Encoding         : 0
No Router Alert     : 0
Zero Source IP      : 0
Wrong Version       : 0
Lcl-Scope Packets   : 0
Rsvd-Scope Packets  : 0

Send Query Cfg Drops : 0
Import Policy Drops  : 0
Exceeded Max Num Groups : 0
MCAC Policy Drops    : 0
MCS Failures         : 0

MVR From VPLS Cfg Drops : 0
MVR To SAP Cfg Drops   : 0
=====
*A:rbae_C#
  
```

statistics

Syntax

statistics [**evpn-mpls** | **sap** *sap-id* | **sdp** *sdp-id:vc-id* | **vxlan vtep** *ip-address vni vni*]

Context

[\[Tree\]](#) (show>service>id>igmp-snooping statistics)

Full Context

show service id igmp-snooping statistics

Description

This command displays IGMP snooping statistics for the VPLS service.

Parameters

evpn-mpls

Displays IGMP snooping statistics for EVPN-MPLS destinations

sap-id

Displays IGMP snooping statistics for a specific SAP

sdp-id

Displays the IGMP snooping statistics for a specific spoke or mesh SDP

Values 1 to 17407

vc-id

The virtual circuit ID on the SDP ID for which to display information

Default For mesh SDPs only, all VC IDs.

Values 1 to 4294967295

vxlan vtep ip-address vni <1..16777215>

Displays the IGMP snooping entries associated with a specific VXLAN binding, given by the VXLAN Termination Endpoint (VTEP) and VXLAN Network Identifier (VNI). This parameter only applies to the 7450 ESS or 7750 SR.

vni

The VXLAN Network Identifier (VNI) for which to display information. This parameter only applies to the 7450 ESS or 7750 SR.

Values 1 to 16777215

Platforms

All

Output

Sample Output

```
*A:ALA-1>show>service>id>snooping# statistics
=====
IGMP Snooping Statistics for service 1
=====
Message Type           Received      Transmitted   Forwarded
-----
General Queries        4             0             4
Group Queries          0             0             0
Group-Source Queries   0             0             0
V1 Reports             0             0             0
V2 Reports             0             0             0
V3 Reports             0             0             0
V2 Leaves              0             0             0
Unknown Type          0             N/A           0
-----
Drop Statistics
-----
Bad Length              : 0
Bad IP Checksum         : 0
Bad IGMP Checksum      : 0
Bad Encoding            : 0
No Router Alert        : 0
Zero Source IP         : 0

Send Query Cfg Drops   : 0
Import Policy Drops    : 0
Exceeded Max Num Groups : 0

MVR From VPLS Cfg Drops : 0
MVR To SAP Cfg Drops   : 0
=====
*A:ALA-1>show>service>id>snooping#
```

statistics

Syntax

```
statistics [ip-int-name | ip-address]
statistics group-interface [fwd-service service-id] [ip-int-name]
statistics host [ip-address]
```

Context

[\[Tree\]](#) (show>router>igmp statistics)

Full Context

```
show router igmp statistics
```

Description

This command displays IGMP statistics information.

Parameters

ip-int-name

Displays information associated with the specified IP interface name, up to 32 characters.

ip-address

Displays information associated with the specified IP address.

Platforms

All

Output

The following is an example of IGMP statistics information. [Table 510: IGMP Statistics Fields](#) provides statistical IGMP field descriptions.

Sample Output

```
*A:ALA-BA# show router igmp interface "IGMP_to_CE"
=====
IGMP Interface IGMP_to_CE Statistics
=====
Message Type          Received      Transmitted
-----
Queries               0             0
Report V1             0             0
Report V2             0             0
Report V3             0             0
Leaves                0             0
-----
Interface General Statistics
-----
Bad Length           : 0
Bad Checksum         : 0
Unknown Type         : 0
```

```

Drops : 0
Rx Non Local : 0
Rx Wrong Version : 0
Policy Drops : 0
No Router Alert : 0
Rx Bad Encodings : 0
Local Scope Pkts : 0
Resvd Scope Pkts : 0
MCAC Policy Drops : 0
-----
Interface Source Group Statistics
-----
(S,G) : 0
(*,G) : 0
=====
*A:ALA-BA#

*B:Dut-C# show router igmp statistics host
=====
IGMP Host Statistics
=====
Message Type      Received      Transmitted
-----
Queries           0             1739
Report V1         0             0
Report V2         0             0
Report V3         10            0
Leaves            0             0
-----
General Host Statistics
-----
Bad Length : 0
Bad Checksum : 0
Unknown Type : 0
Bad Receive If : 0
Rx Non Local : 0
Rx Wrong Version : 0
Policy Drops : 0
No Router Alert : 0
Rx Bad Encodings : 0
Local Scope Pkts : 0
Resvd Scope Pkts : 0
MCAC Policy Drops : 0
=====
*B:Dut-C#

```

Table 510: IGMP Statistics Fields

Label	Description
IGMP Interface Statistics	Lists the IGMP statistics for a particular interface.
Message Type	Queries — The number of IGMP general queries transmitted or received on this interface.
	Report — The total number of IGMP V1, V2, or V3 reports transmitted or received on this interface.

Label	Description
	Leaves — The total number of IGMP leaves transmitted on this interface.
Received	The total number of IGMP packets received on this interface.
Transmitted	The total number of IGMP packets transmitted from this interface.
General Interface Statistics	The general IGMP statistics.
Bad Length	The total number of IGMP packets with bad length received on this interface.
Bad Checksum	The total number of IGMP packets with bad checksum received on this interface.
Unknown Type	The total number of IGMP packets with unknown type received on this interface.
Drops	The total number of IGMP packets dropped on this interface.
Rx Non Local	The total number of IGMP packets received from a non-local sender.
Rx Wrong Version	The total number of IGMP packets with wrong versions received on this interface.
Policy Drops	The total number of IGMP packets dropped by import policies on this interface.
No Router Alert	The total number of IGMPv3 packets received on this interface which did not have the router alert flag set.
Rx Bad Encodings	The total number of IGMP packets with bad encodings received on this interface.
Rx Pkt Drops	The total number of IGMP receive packet drops on this interface.
Local Scope Pkts	The total number of IGMP packets with local scope received on this interface.
Resvd Scope Pkts	The total number of IGMP packets with reserved scope received on this interface.
MCAC Policy Drops	The total number of IGMP packets dropped by MCAC policies on this interface.

statistics

Syntax

statistics all

statistics sap *sap-id*

statistics sdp *sdp-id:vc-id*

statistics vxlan vtep *ip-address vni vni-id*

Context

[Tree] (clear>service>id>mld-snooping statistics)

Full Context

clear service id mld-snooping statistics

Description

This command clears MLD snooping statistics.

Parameters

sap-id

Clears MLD snooping statistics for the specified SAP.

sdp-id

Clears MLD snooping statistics associated with the specified SDP. For a spoke-SDP, the VC ID must be specified; for a mesh SDP, the VC ID is optional.

Values 1 to 17407

vni-id

Clears the MLD snooping statistics for the specified VXLAN VNI id.

Values 1 to 16777215

ip-address

Specifies a specific configured static egress VTEP to clear the MLD snooping statistics associated only with the VTEP.

Platforms

All

statistics

Syntax

statistics

Context

[\[Tree\]](#) (clear>service>id>authentication statistics)

Full Context

clear service id authentication statistics

Description

This command clears session authentication statistics for this service.

Platforms

All

statistics

Syntax

statistics {**evpn-mpls** | **all** | **sap** *sap-id* | **sdp** *sdp-id:vc-id* | **vxlan vtep** *ip-address vni vni-id*}

Context

[\[Tree\]](#) (clear>service>id>igmp-snooping statistics)

Full Context

clear service id igmp-snooping statistics

Description

This command clears IGMP snooping statistics for the VPLS service.

Parameters

all

Clears the IGMP snooping information for all port objects in the service

evpn-mpls

Clears IGMP snooping statistics for EVPN-MPLS destinations

sap-id

Clears the IGMP snooping information on the specified SAP

sdp-id

Clears only IGMP snooping entries associated with the specified mesh SDP or spoke-SDP. For a spoke-SDP, the VC ID must be specified, for a mesh SDP, the VC ID is optional.

Values 1 to 17407

vc-id

Clears statistics for the specified virtual circuit ID on the SDP ID

Default For mesh SDPs only, all VC IDs

Values 1 to 4294967295

vxlan vtep ip-address vni <1..16777215>

Clears the IGMP snooping statistics associated with a specific VXLAN destination given by the VXLAN Termination Endpoint (VTEP) and VXLAN Network Identifier (VNI). This parameter only applies to the 7450 ESS or 7750 SR.

vni-id

Displays information for the specified VXLAN Network Identifier (VNI). This parameter only applies to the 7450 ESS or 7750 SR.

Values 1 to 16777215

Platforms

All

statistics

Syntax

statistics

Context

[\[Tree\]](#) (show>subscr-mgmt>wlan-gw statistics)

Full Context

show subscriber-mgmt wlan-gw statistics

Description

This command displays statistics information.

Platforms

7750 SR, 7750 SR-e, 7750 SR-s, VSR

statistics

Syntax

statistics

Context

[\[Tree\]](#) (show>service>vsd>script statistics)

Full Context

show service vsd script statistics

Description

This command displays vsd service script statistics. Only non-zero values are shown. The script statistics can be cleared with the "**clear service statistics vsd**" command.

Platforms

All

Output

Sample Output

```
*A:PE1# show service vsd script statistics
=====
VSD Dynamic Services Script Statistics
=====
Description                                                    Counter
-----
python scripts with 0 retries due to timeout                    1
setup   - jobs launched                                         1
setup   - jobs handled                                          1
setup   - success                                              1
-----
No. of VSD Script Statistics: 4
-----
Last Cleared Time: N/A
=====
```

statistics

Syntax

statistics

Context

[\[Tree\]](#) (show>service>id>spb statistics)

Full Context

show service id spb statistics

Description

This command displays SPB statistics.

Platforms

All

Output

The following output is an example of service SPB statistics information.

Sample Output

```
A:cses-B01# show service id spb statistics
=====
ISIS Statistics
=====
ISIS Instance      : 1024                SPF Runs          : 4
Purge Initiated   : 0                  LSP Regens.      : 11

CSPF Statistics
Requests          : 0                  Request Drops    : 0
Paths Found       : 0                  Paths Not Found  : 0

-----
PDU Type  Received  Processed  Dropped   Sent      Retransmitted
-----
LSP       31         31         0         9         0
IIH       532        532        0        533        0
CSNP      479        479        0        479        0
PSNP       9         9         0         27         0
Unknown   0          0         0         0         0
=====
```

statistics

Syntax

statistics [**sap** *sap-id*] [**sdp** *sdp-id:vc-id*] [*family*]

Context

[\[Tree\]](#) (show>service>id>pim-snooping statistics)

Full Context

show service id pim-snooping statistics

Description

This command displays PIM statistics information.

Parameters

sap-id

Displays the statistics associated with the specified SAP

sdp-id:vc-id

Displays the statistics associated with the specified SDP

family

Displays either IPv4 or IPv6 statistics

Values ipv4 or ipv6

Platforms

All

Output

The following output is an example of service PIM snooping statistics information.

Sample Output

```
*A:PE# show service id 1 pim-snooping statistics
=====
PIM Snooping Statistics ipv4
=====
Message Type      Received      Transmitted   Rx Errors
-----
Hello             36           -             0
Join Prune        8            8             0
Total Packets     44           8
-----
General Statistics
-----
Rx Neighbor Unknown      : 0
Rx Bad Checksum Discard  : 0
Rx Bad Encoding          : 0
Rx Bad Version Discard   : 0
Join Policy Drops        : 0
-----
Source Group Statistics
-----
(S,G)                : 1
(*,G)                : 0
=====
*A:PE#
```

statistics

Syntax

statistics {all | ipv4 | ipv6 | mac}

statistics group *grp-address*

Context

[\[Tree\]](#) (clear>service>id>mfib statistics)

Full Context

clear service id mfib statistics

Description

This command clears multicast FIB statistics for the VPLS service.

Parameters

all

Clears all statistics for the service ID

ipv4

Clears IPv4 address statistics for the service ID

ipv6

Clears IPv6 address statistics for the service ID

mac

Clears MAC address statistics for the service ID

grp-address

Specifies an IGMP multicast group address that receives data on an interface

Platforms

All

statistics

Syntax

statistics [**evpn-mpls** | **sap** *sap-id* | **sdp** *sdp-id:vc-id* | **vxlan vtep** *ip-address vni vni-id*] [**family**]

Context

[\[Tree\]](#) (clear>service>id>pim-snooping statistics)

Full Context

clear service id pim-snooping statistics

Description

This command clears PIM snooping statistics for the specified SAP or SDP.

Parameters

sap-id

Clears PIM snooping statistics for the specified SAP

sdp-id:vc-id

Clears PIM statistics for the specified SDP. For a spoke-SDP, the VC ID must be specified; for a mesh SDP, the VC ID is optional.

Values 1 to 17407

family

Displays either IPv4 or IPv6 information

Values ipv4 or ipv6

evpn-mpls

Clears PIM snooping statistics for EVPN-MPLS destinations

Platforms

All

statistics

Syntax

statistics [**summary**] [**sap** *sap-id*]

Context

[Tree] (show>service>id>host-connectivity-verify statistics)

Full Context

show service id host-connectivity-verify statistics

Description

This command displays host connectivity verification statistics.

Parameters

sap-id

Specifies the SAP ID to show statistics for.

summary

Displays host connectivity verify summary information.

Platforms

7450 ESS, 7750 SR, 7750 SR-a, 7750 SR-e, 7750 SR-s, VSR

Output

The following output is an example of host connectivity verification statistics information, and [Table 511: Show Host Connectivity Verify Statistics Field Descriptions](#) describes the output fields.

Sample Output

```
A:ALA-48>show>service>id# host-connectivity-verify statistics sap 1/1/9:0
=====
Host connectivity check statistics
=====
Svc  SapId/      DestIp      Last      Time Oper
Id   SdpId       Address     Response  Expired State
-----
1000 551/2/3:0   10.144.145.1 Up
=====
A:ALA-48>show>service>id#
```

Table 511: Show Host Connectivity Verify Statistics Field Descriptions

Label	Description
Svc Id	The service identifier.
SapId/SdpId	The SAP and SDP identifiers.

Label	Description
DestIp Address	The destination IP address.
Last Response	The time when the last response was received.
Time Expired	Displays whether the interval value has expired.
Oper State	Displays the current operational state of the service.

statistics

Syntax

statistics

Context

[\[Tree\]](#) (show>router>vrrp statistics)

Full Context

show router vrrp statistics

Description

This command displays statistics for VRRP instance.

Platforms

All

Output

The following output is an example of VRRP statistics information, and table describes the fields.

Sample Output

```
A:ALA-48# show router vrrp statistics
=====
VRRP Global Statistics
=====
VR Id Errors      : 0                Version Errors    : 0
Checksum Errors  : 0
=====
```

Table 512: Show VRRP Statistics Output Fields

Label	Description
VR Id Errors	Displays the number of virtual router ID errors
Version Errors	Displays the number of version errors

Label	Description
Checksum Errors	Displays the number of checksum errors

statistics

Syntax

statistics

statistics interface *interface-name* [**vrid** *virtual-router-id*]

statistics interface *interface-name* **vrid** *virtual-router-id* **ipv6**

Context

[\[Tree\]](#) (clear>router>vrrp statistics)

Full Context

clear router vrrp statistics

Description

This command clears statistics for VRRP instances on an IP interface or VRRP priority control policies.

Parameters

interface-name

Clears the VRRP statistics for all VRRP instances on the specified IP interface.

virtual-router-id

Clears the VRRP statistics for the specified VRRP instance on the IP interface.

Default All VRRP instances on the IP interface.

Values 1 to 255

ipv6

Clears IPv6 statistics for the specified interface.

Platforms

All

statistics

Syntax

statistics [*ip-addr* | *ip-int-name*]

Context

[\[Tree\]](#) (show>router>rip statistics)

Full Context

show router rip statistics

Description

Display Interface level statistics for the RIP protocol.

If no IP address or interface name is specified, then all configured RIP interfaces are displayed.

If an IP address or interface name is specified, then only data regarding the specified RIP interface is displayed.

Parameters

ip-addr | ip-int-name

Displays statistics for the specified IP interface.

Values ip-int-name: 32 chars max
 ip-address: a.b.c.d

Platforms

All

Output

The following output is an example of RIP statistics information, and [Table 513: Show RIP Statistics Field Descriptions](#) describes the output fields.

Sample output

```

RIP Statistics
=====
Learned Routes      : 0                Timed Out Routes   : 0
Current Memory     : 120624           Maximum Memory    : 262144
-----
Interface "to-web"
-----
Primary IP         : 10.1.1.3          Update Timer      : 30
Timeout Timer     : 180                Flush Timer      : 120
Counter           Total          Last 5 Min      Last 1 Min
-----
Updates Sent      0              0              0
Triggered Updates 0              0              0
Bad Packets Received 0            0              0
RIPv1 Updates Received 0          0              0
RIPv1 Updates Ignored 0          0              0
RIPv1 Bad Routes  0          0              0
RIPv1 Requests Received 0         0              0
RIPv1 Requests Ignored 0         0              0
RIPv2 Updates Received 0         0              0
RIPv2 Updates Ignored 0         0              0
RIPv2 Bad Routes  0         0              0
RIPv2 Requests Received 0         0              0
  
```

```

RIPv2 Requests Ignored      0          0          0
Authentication Errors      0          0          0
=====
*A:ALA-12#
  
```

Table 513: Show RIP Statistics Field Descriptions

Label	Description
Learned Routes	The number of RIP-learned routes exported to RIP neighbors.
Timed Out Routes	The number of routes that have been timed out.
Current Memory	The amount of memory used by this RIP router instance.
Maximum Memory	The amount of memory allocated for this RIP router instance.
Interface	Displays the name of each interface configured in RIP and associated RIP statistics.
Primary IP	The interface IP address.
Update Timer	The current setting of the RIP update timer value expressed in seconds.
Timeout Timer	The current RIP timeout timer value expressed in seconds.
Flush Timer	The number of seconds after a route has been declared invalid that it is flushed from the route database.
Updates Sent	Total — The total number of RIP updates that were sent. Last 5 Min — The number of RIP updates that were sent in the last 5 minutes. Last 1 Min — The number of RIP updates that were sent in the last 1 minute.
Triggered Updates	Total — The total number of triggered updates sent. These updates are sent before the entire RIP routing table is sent. Last 5 Min — The number of triggered updates that were sent in the last 5 minutes. Last 1 Min — The number of triggered updates that were sent in the last 1 minute.
Bad Packets Received	Total — The total number of RIP updates received on this interface that were discarded as invalid. Last 5 Min — The number of RIP updates received on this interface that were discarded as invalid in the last 5 minutes. Last 1 Min — The number of RIP updates received on this interface that were discarded as invalid in the last 1 minute.
RIPv1 Updates Received	Total — The total number of RIPv1 updates received. Last 5 Min — The number of RIPv1 updates received in the last 5 minutes. Last 1 Min — The number of RIPv1 updates received in the last 1 minute.

Label	Description
RIPv1 Updates Ignored	<p>Total — The total number of RIPv1 updates ignored.</p> <p>Last 5 Min — The number of RIPv1 updates ignored in the last 5 minutes.</p> <p>Last 1 Min — The number of RIPv1 updates ignored in the last 1 minute.</p>
RIPv1 Bad Routes	<p>Total — The total number of bad routes received from the peer.</p> <p>Last 5 Min — The number of bad routes received from the peer in the last 5 minutes.</p> <p>Last 1 Min — The number of bad routes received from the peer in the last minute.</p>
RIPv1 Requests Received	<p>Total — The total number of times the router received RIPv1 route requests from other routers.</p> <p>Last 5 Min — The number of times the router received RIPv1 route requests from other routers in the last 5 minutes.</p> <p>Last 1 Min — The number of times the router received RIPv1 route requests from other routers in the last 1 minute.</p>
RIPv1 Requests Ignored	<p>Total — The total number of times the router ignored RIPv1 route requests from other routers.</p> <p>Last 5 Min — The number of times the router ignored RIPv1 route requests from other routers in the last 5 minutes.</p> <p>Last 1 Min — The number of times the router ignored RIPv1 route requests from other routers in the last 1 minute.</p>
RIPv2 Updates Received	<p>Total — The total number of RIPv2 updates received.</p> <p>Last 5 Min — The number of RIPv2 updates received in the last 5 minutes.</p> <p>Last 1 Min — The number of RIPv2 updates received in the last minute.</p>
RIPv2 Updates Ignored	<p>Total — The total number of RIPv2 updates ignored.</p> <p>Last 5 Min — The number of RIPv2 updates ignored in the last 5 minutes.</p> <p>Last 1 Min — The number of RIPv2 updates ignored in the last minute.</p>
RIPv2 Bad Routes	<p>Total — The total number of bad routes received from the peer.</p> <p>Last 5 Min — The number of bad routes received from the peer in the last 5 minutes.</p> <p>Last 1 Min — The number of bad routes received from the peer in the last minute.</p>
RIPv2 Requests Received	<p>Total — The total number of times the router received RIPv2 route requests from other routers.</p> <p>Last 5 Min — The number of times the router received RIPv2 route requests from other routers in the last 5 minutes.</p> <p>Last 1 Min — The number of times the router received RIPv2 route requests from other routers in the last minute.</p>

Label	Description
RIPv2 Requests Ignored	<p>Total — The total number of times the router ignored RIPv2 route requests from other routers.</p> <p>Last 5 Min — The number of times the router ignored RIPv2 route requests from other routers in the last 5 minutes.</p> <p>Last 1 Min —The number of times the router ignored RIPv2 route requests from other routers in the last minute.</p>
Authentication Errors	<p>Total — The total number of authentication errors to secure table updates.</p> <p>Last 5 Min — The number of authentication errors to secure table updates in the last 5 minutes.</p> <p>Last 1 Min —The number of authentication errors to secure table updates in the last minute.</p>

statistics

Syntax

statistics [**neighbor** {*ip-address* | *ip-int-name*}]

Context

[\[Tree\]](#) (clear>router>rip statistics)

Full Context

clear router rip statistics

Description

This command clears statistics for RIP neighbors.

Parameters

{*ip-address* | *ip-int-name*}

Clears the statistics for the specified RIP interface.

Values ip-int-name: 32 characters maximum
ip-address: a.b.c.d

Default Clears statistics for all RIP interfaces.

Platforms

All

statistics

Syntax

statistics [**neighbor** *{ip-int-name | ip-address}*]

Context

[\[Tree\]](#) (clear>router>ripng statistics)

Full Context

clear router ripng statistics

Description

This command clears statistics for RIPng neighbors.

Parameters

{ip-int-name | ip-address}

Clears the statistics for the specified RIPng interface.

Default clears statistics for all RIPng interfaces

Platforms

All

statistics

Syntax

statistics

Context

[\[Tree\]](#) (show>router>ldp statistics)

Full Context

show router ldp statistics

Description

This command displays LDP instance statistics related information.

Platforms

All

Output

Sample Output

```
*A:Dut-A# show router ldp statistics
=====
LDP Statistics for IPv4 LSR ID 10.20.1.1:0
                IPv6 LSR ID 3ffe::a14:101[0]
=====
Session/Discovery
-----
Active IPv4 Sess   : 3                Active IPv6 Sess   : 3
Active IPv4 LinkAdj : 2                Active IPv6 LinkAdj : 2
Active IPv4 TargAdj : 1                Active IPv6 TargAdj : 1
Active IPv4 If     : 2                Inactive IPv4 If   : 0
Active IPv6 If     : 2                Inactive IPv6 If   : 0
Active IPv4 Peers  : 1                Inactive IPv4 Peers : 0
Active IPv6 Peers  : 1                Inactive IPv6 Peers : 0
IPv4 Attempted Sess : 0                IPv6 Attempted Sess : 0
IPv4 OLoad If     : 0                IPv4 OLoad Targ Peers : 0
IPv6 OLoad If     : 0                IPv6 OLoad Targ Peers : 0
-----
Protocol Stats
-----
No Hello Err      : 0                Param Adv Err      : 0
Max PDU Err       : 0                Label Range Err    : 0
Bad LDP Id Err    : 0                Bad PDU Len Err    : 0
Bad Mesg Len Err  : 0                Bad TLV Len Err    : 0
Unknown TLV Err   : 0                Bad Proto Ver Err  : 0
Malformed TLV Err : 0                Keepalive Expired Err : 0
Shutdown Notif Sent : 0                Shutdown Notif Recv : 0
-----
Prefixes
-----
IPv4 Pfx FECs Sent : 10                IPv4 Pfx FECs Recv : 10
IPv6 Pfx FECs Sent : 10                IPv6 Pfx FECs Recv : 10
IPv4PfxFec0LSessSnt : 0                IPv4PfxFec0LSessRecv : 0
IPv6PfxFec0LSessSnt : 0                IPv6PfxFec0LSessRecv : 0
IPv4PfxFecIn0Load  : 0                IPv6PfxFecIn0Load  : 0
-----
P2MP
-----
IPv4 P2MP FECs Sent : 0                IPv4 P2MP FECs Recv : 0
IPv6 P2MP FECs Sent : 0                IPv6 P2MP FECs Recv : 0
IPv4P2MPFec0LSessSn : 0                IPv4P2MPFec0LSessRecv : 0
IPv6P2MPFec0LSessSn : 0                IPv6P2MPFec0LSessRecv : 0
IPv4P2MPFecIn0Load  : 0                IPv6P2MPFecIn0Load  : 0
-----
Services
-----
Svc FEC128s Sent   : 0                Svc FEC128s Recv   : 0
Svc FEC129s Sent   : 0                Svc FEC129s Recv   : 0
Svc Fec128 0LSessSn : 0                Svc Fec128 0LSessRecv : 0
Svc Fec129 0LSessSn : 0                Svc Fec129 0LSessRecv : 0
Svc Fec128 In0Load : 0                Svc Fec129 In0Load  : 0
=====
```

statistics

Syntax

statistics

Context

[\[Tree\]](#) (clear>router>ldp statistics)

Full Context

clear router ldp statistics

Description

This command clears LDP instance statistics.

Platforms

All

statistics

Syntax

statistics

Context

[\[Tree\]](#) (show>router>rsvp statistics)

Full Context

show router rsvp statistics

Description

This command displays global statistics in the RSVP instance.

Platforms

All

Output

The following output is an example of RSVP statistics information.

[Table 514: RSVP Statistics Output Fields](#) describes RSVP statistics output fields.

Table 514: RSVP Statistics Output Fields

Label	Description
PATH Timeouts	The total number of path timeouts.
RESV Timeouts	The total number of RESV timeouts.

Sample Output

```
*A:SR1# /show router rsvp statistics
=====
```

```

RSVP Global Statistics
=====
PATH Timeouts      : 0                RESV Timeouts      : 0
GR Helper PATH Tim*: 0            GR Helper RESV Tim*: 0
=====
* indicates that the corresponding row element may have been truncated.

*A:SRU4>show>router>rsvp# statistics
=====
RSVP Global Statistics
=====
PATH Timeouts      : 1026            RESV Timeouts      : 182
=====
*A:SRU4>show>router>rsvp#
    
```

statistics

Syntax

statistics lsp-ldp head *ip-prefix/prefix-length* **src-ip** *ip-address*
statistics lsp-ldp tail *ip-prefix/prefix-length* **dst-ip** *ip-address*
statistics src-ip *ip-address* **dst-ip** *ip-address*
statistics all
statistics src-ip *ip-address* **dst-ip** *ip-address* **lsp-rsvp** {**head** | **tail**} **tunnel-id** [0..4294967295] **lsp-id** [0..4294967295]
statistics mpls-tp *lsp-name* **path** {**working** | **protect**}
statistics p2mp-interface *interface-name*
statistics src-ip *ip-address* **lsp-rsvp** {**head** | **tail**} **rsvp-session-name** [256 chars max]

Context

[\[Tree\]](#) (clear>router>bfd statistics)

Full Context

clear router bfd statistics

Description

This command clears BFD statistics.

Parameters

all

Clears all statistics for the BFD instance.

dst-ip *ip-address*

Clears statistics about the specified destination IPv4 or IPv6 address.

ip-prefix/prefix-length

Clears statistics for the specified IP prefix.

Values *ipv4-prefix* — a.b.c.d
ipv4-prefix-length — 0 to 32
ipv6-prefix — x:x:x:x:x:x:x (eight 16-bit pieces)
x:x:x:x:x:d.d.d.d
x — 0 to FFFF (hexadecimal)
d — 0 to 255 (decimal)
ipv6-prefix-length — 0 to 128

Isp-id [0..4294967295]

Clears statistics about the specified LSP ID.

Isp-ldp head

Clears statistics for the head of the LSP LDP link.

Isp-ldp tail

Clears statistics for the tail of the LSP LDP link.

Isp-rsvp {head | tail}

Clears statistics about the specified link type.

mpls-tp *isp-name*

Clears statistics about the specified MPLS TP LSP.

p2mp-interface *interface-name*

Clears statistics about the specified P2MP interface.

path {working | protect}

Clears statistics about the working or protect path.

rsvp-session-name [256 chars max]

Clears statistics about the specified RSVP session.

src-ip *ip-address*

Clears statistics about the specified source IPv4 or IPv6 address.

tunnel-id [0..4294967295]

Clears statistics about the specified tunnel ID.

Platforms

All

statistics

Syntax

statistics

Context

[Tree] (clear>router>rsvp statistics)

Full Context

```
clear router rsvp statistics
```

Description

This command clears global statistics for the RSVP instance, for example, clears **path** and **resv timeout** counters.

Platforms

All

```
statistics
```

Syntax

```
statistics
```

Context

[\[Tree\]](#) (show>isa statistics)

Full Context

```
show isa statistics
```

Description

Commands in this context display ISA statistical information.

Platforms

7450 ESS, 7750 SR, 7750 SR-e, 7750 SR-s, VSR

```
statistics
```

Syntax

```
statistics
```

Context

[\[Tree\]](#) (clear>video statistics)

Full Context

```
clear video statistics
```

Description

This command clears video related statistics.

Platforms

7450 ESS, 7750 SR-1, 7750 SR-7/12/12e, 7750 SR-1s, 7750 SR-2s, 7750 SR-7s, 7750 SR-14s

statistics

Syntax

statistics

Context

[\[Tree\]](#) (show>router>bier statistics)

Full Context

show router bier statistics

Description

This command displays BIER statistics.

Platforms

All

statistics

Syntax

statistics group-interface [**fwd-service** *service-id*] *ip-in-name*

statistics group-interface all

statistics host *ip-address*

statistics host all

statistics [**interface** *ip-int-name* | *ip-address*]

Context

[\[Tree\]](#) (clear>router>igmp statistics)

Full Context

clear router igmp statistics

Description

This command clears IGMP statistics on a specified interface or IP address.



Note:

An interface, group, and source cannot be specified at the same time.

Parameters

group-interface *interface-name*

Clears the IGMP statistics on the specified group interface.

group-interface all

Clears the IGMP statistics on all group interfaces.

service-id

Specifies the service ID.

Values service-id: 1 to 2148278386
 svc-name: up to 64 characters.

host *ip-address*

Clears the IGMP statistics on the specified host.

host all

Clears the IGMP statistics on all hosts.

interface *ip-int-name*

Clears the IGMP statistics on the specified interface.

interface *ip-address*

Clears the IGMP statistics on the specified IP address.

Platforms

All

statistics

Syntax

statistics policy *policy-name* [**bundle** *bundle-name*] [**protocol** {*igmp* | *pim* | *igmpSnpG* | *mld*}]

statistics

Context

[\[Tree\]](#) (show>router>mcac statistics)

Full Context

show router mcac statistics

Description

This command displays MCAC statistics.

Parameters

policy-name

Specifies an existing multicast CAC (MCAC) policy name.

bundle-name

Displays statistics for the specified existing multicast bundle name.

protocol {igmp | pim | igmpSnpG | mld}

Displays statistics for the specified applicable protocol.

Values igmp, pim, igmpSnpG, mld

Platforms

All

statistics

Syntax

statistics [*ip-int-name* | *ipv6-address*]

statistics ipsec-interface *ip-int-name*

Context

[\[Tree\]](#) (show>router>mld statistics)

Full Context

show router mld statistics

Description

This command displays MLD statistics information.

Parameters

ip-int-name

Displays information associated with the specified IP interface name, up to 32 characters.

ipv6-address

Displays information associated with the specified IPv6 address.

ipsec-interface *ip-int-name*

Displays information associated with the specified dynamic name for the MLD-enabled child_SA.

Platforms

All

Output

The following is an example of MLD statistics information. [Table 515: MLD Statistics Fields](#) provides statistical MLD field descriptions.

Sample Output

```
*A:ALA-BA# show router mld statistics
=====
```



```

MLD Interface Statistics
=====
Message Type      Received      Transmitted
-----
Queries           0             9
Report V1         0             0
Report V2         0             0
Dones             0             0
-----
General Interface Statistics
-----
Bad Length       : 0
Bad Checksum     : 0
Unknown Type     : 0
Bad Receive If   : 0
Rx Non Local     : 0
Rx Wrong Version : 0
Policy Drops     : 0
No Router Alert  : 0
Rx Bad Encodings : 0
Rx Pkt Drops     : 0
Local Scope Pkts : 0
Resvd Scope Pkts : 0
MCAC Policy Drops : 0
-----
Source Group Statistics
-----
(S,G)            : 0
(*,G)            : 5
=====
*A:Dut-A#
  
```

Table 515: MLD Statistics Fields

Label	Description
MLD Interface Statistics	The MLD statistics for a particular interface.
Message Type	Queries — The number of MLD general queries transmitted or received on this interface. Report — The total number of MLD V1 or V2 reports transmitted or received on this interface. Dones — The total number of MLD dones transmitted on this interface.
Received	The total number of MLD packets received on this interface.
Transmitted	The total number of MLD packets transmitted from this interface.
General Interface Statistics	The general MLD statistics.
Bad Length	The total number of MLD packets with bad length received on this interface.

Label	Description
Bad Checksum	The total number of MLD packets with bad checksum received on this interface.
Unknown Type	The total number of MLD packets with unknown type received on this interface.
Bad Receive If	The total number of MLD packets incorrectly received on this interface.
Rx Non Local	The total number of MLD packets received from a non-local sender.
Rx Wrong Version	The total number of MLD packets with wrong versions received on this interface.
Policy Drops	The total number of MLD packets dropped by import policies on this interface.
No Router Alert	The total number of MLD packets received on this interface which did not have the router alert flag set.
Rx Bad Encodings	The total number of MLD packets with bad encodings received on this interface.
Rx Pkt Drops	The total number of MLD receive packet drops on this interface.
Local Scope Pkts	The total number of MLD packets with local scope received on this interface.
Resvd Scope Pkts	The total number of MLD packets with reserved scope received on this interface.
MCAC Policy Drops	The total number of MLD packets dropped by MCAC policies on this interface.

statistics

Syntax

statistics group-interface [**fwd-service** *service-id*] *ip-int-name*

statistics group-interface all

statistics host *ipv6-address*

statistics host all

statistics [*ip-int-name* | *ipv6-address*]

statistics ipsec-interface *ip-int-name*

Context

[\[Tree\]](#) (clear>router>mld statistics)

Full Context

clear router mld statistics

Description

This command clears MLD statistics parameters.

Parameters

service-id

Clears the MLD statistics for the service ID.

Values service-id: 1 to 2148278386
svc-name: up to 64 characters.

group-interface *interface-name*

Clears the MLD statistics on the specified group interface.

group-interface all

Clears the MLD statistics on all group interfaces.

host all

Clears the MLD statistics on all hosts.

host *ipv6-address*

Clears the MLD statistics on the specified host.

ip-int-name

Clears statistics for the specified MLD interface name.

ipv6-address

Clears statistics for the specified MLD IPv6 address.

ipsec-interface *ip-int-name*

Clears statistics information for the specified dynamic name for the MLD-enabled child_SA.

Platforms

All

statistics

Syntax

statistics [**peer** *ip-address*]

Context

[\[Tree\]](#) (show>router>msdp statistics)

Full Context

show router msdp statistics

Description

This command displays statistics information related to a MSDP peer.

Parameters

ip-address

Displays information about the specified peer IP address.

Platforms

All

Output

The following is an example of MSDP statistics information. [Table 516: MSDP Statistics Fields](#) provides MSDP statistics field descriptions.

Sample Output

```
A:ALA-48# show router msdp statistics
=====
MSDP Statistics
=====
Glo ActSrc Lim Excd: 0
-----
Peer Address      : 10.20.1.1
-----
Last State Change : 0d 11:33:16      Last message Peer : 0d 00:00:17
RPF Failures      : 0                Remote Closes     : 0
SA Msgs Sent      : 0                SA Msgs Recvd    : 709
SA req. Msgs Sent : 0                SA req. Msgs Recvd : 0
SA res. Msgs Sent : 0                SA res. Msgs Recvd : 0
KeepAlive Msgs Sent: 694             KeepAlive Msgs Recd: 694
Unknown Msgs Sent : 0                Error Msgs Recvd  : 0
-----
Peers : 1
=====
A:ALA-48#
```

Table 516: MSDP Statistics Fields

Label	Description
Last State Change	The date and time the peer state changed.
RPF Failures	The number of reverse path forwarding (RPF) failures.
SA Msgs Sent	The number of source-active messages sent.
SA req. Msgs Sent	The number of source-active request messages sent.
SA res. Msgs Sent	The number of source-active response messages sent.

Label	Description
KeepAlive Msgs Sent	The number of keepalive messages sent.
Unknown Msgs Sent	The number of unknown messages received.
Last message Peer	The time the last message was received from the peer.
Remote Closes	The number of times the remote peer close.
SA Msgs Recvd	The number of source-active messages received.
SA req. Msgs Recvd	The number of source-active request messages received.
SA res. Msgs Recvd	The number of source-active response messages received.
KeepAlive Msgs Recd	The number of keepalive messages received.
Error Msgs Recvd	The number of unknown messages received.

statistics

Syntax

statistics [*peer ip-address*]

Context

[\[Tree\]](#) (clear>router>msdp statistics)

Full Context

clear router msdp statistics

Description

This command clears IP address statistics of the peer to which Multicast Source Discovery Protocol (MSDP) source-active (SA) requests for groups matching this entry's group range were sent.

Parameters

ip-address

Clears the statistics of the specified IP address.

Platforms

All

statistics

Syntax

statistics [*ip-int-name* | *mt-int-name* | *ip-address* | *mpls-if-name*] [*family*]

Context

[\[Tree\]](#) (show>router>pim statistics)

Full Context

show router pim statistics

Description

This command displays statistics for a particular PIM instance.

Parameters

ip-int-name

Displays interface information associated with the specified IP interface name.

mt-int-name

Displays information about the default core group address of the Multicast Distribution Tree (MDT) for the VPRN instance. The Multicast Tunnel (MT) interface for a VPRN is created when this object is set to a valid group address.

Syntax: *vprn-id-mt-grp-ip-address*

ip-address

Displays interface information associated with the specified IP address.

mpls-if-name

Displays information about the specified MPLS interface name.

Syntax: *mpls-if-index*

family

Displays statistics information for the specified family.

Values ipv4, ipv6

Platforms

All

Output

The following is an example of PIM statistics information. [Table 517: PIM Statistics Output Fields](#) provides PIM statistics output field descriptions

Sample output

```
A:ALA-1# show router pim statistics
=====
PIM Statistics ipv4
=====
```

Message Type	Received	Transmitted	Rx Errors

Hello	18009	12834	0
Join Prune	9135	1129	10
Core RPFV JP	0	0	0
MVPN RPFV JP	0	0	0
Asserts	0	0	0
Register	0	0	0
Null Register	0	0	0
Register Stop	0	0	0
BSM	0	0	0
Candidate RP Adv	0	0	0
Auto-RP Announce	2049	0	0
Auto-RP Mapping	2066	0	0
PIM DM Grafts	0	0	0
PIM DM Graft Acks	0	0	0
Total Packets	31231	13963	

Intra-AS AD	0	0	0
Inter-AS AD	0	0	0
Mdt-Safi	1323	10	0
S-PMSI AD	0	0	0
Leaf AD	0	0	0
Source-Active AD	0	0	0
Shared Tree Join	0	0	0
Source Tree Join	0	0	0
Total BGP Packets	1323	10	

General Statistics			

Rx Invalid Register		: 0	
Rx Neighbor Unknown		: 10	
Rx Bad Checksum Discard		: 0	
Rx Bad Encoding		: 0	
Rx Bad Version Discard		: 0	
Rx CRP No Router Alert		: 0	
Rx BSM Router Alert Drops		: 0	
Rx BSM Wrong If Drops		: 0	
Rx Invalid Join Prune		: 0	
Rx Invalid Auto-RP PDU		: 0	
RPF Mismatch Auto-RP Mapping PDU		: 65	
RPF Mismatch Auto-RP Announce PDU		: 80	
Rx Unknown PDU Type		: 0	
Join Policy Drops		: 0	
Register Policy Drops		: 0	
Bootstrap Import Policy Drops		: 0	
Bootstrap Export Policy Drops		: 0	
Mcac Policy Drops		: 0	
Fwd Candidate RP Adv		: 0	
Fwd Candidate RP Adv Drops		: 0	
S-pmsi Join TLV PDUs txd.		: 0	
S-pmsi Join TLV PDUs rcd.		: 0	
S-pmsi Join TLV PDUs txd. Drops		: 0	
S-pmsi Join TLV PDUs rcd. Drops		: 0	
S-pmsi Maximum-P2mp-Spmsi Hits		: 0	
P2mp Pmsi Create Failures		: 0	
P2mp Pmsi Request Failures		: 0	
PDU Drops on Non-PIM/Down Intf		: 0	
Active Tx S-pmsis		: 0	
Active Tx MS-pmsis		: 0	
Active Rx S-pmsis		: 0	
Active Rx Pseudo S-pmsis		: 0	
Total Tx S-pmsis		: 0	
Total Rx S-pmsis		: 0	

```

-----
Source Group Statistics
-----
(S,G)                : 2
(*,G)                : 2
(*,*,RP)             : 0
=====
  
```

Table 517: PIM Statistics Output Fields

Label	Description
PIM Statistics	The section listing the PIM statistics for a particular interface
Message Type	<p>The type of message.</p> <p>Hello — The number of PIM hello messages received or transmitted</p> <p>Join Prune — The number of PIM join prune messages received or transmitted</p> <p>Asserts — The number of PIM assert messages received or transmitted</p> <p>Register — The number of register messages received or transmitted</p> <p>Null Register — The number of PIM null register messages received or transmitted</p> <p>Register Stop — The number of PIM register stop messages received or transmitted</p> <p>BSM — The number of PIM Bootstrap messages (BSM) received or transmitted</p> <p>Candidate RP Adv — The number of candidate RP advertisements</p> <p>Auto-RP Announce — The number of auto-RP announce (224.0.1.39) messages received or transmitted</p> <p>Auto-RP Mapping — The number of auto-RP mapping (224.0.1.40) messages received or transmitted</p>
Message Type	<p>PIM DM Grafts — The number of PIM graft messages received or transmitted</p> <p>PIM DM Graft Acks — The number of PIM graft acknowledgment messages received or transmitted</p> <p>Total Packets — The total number of packets transmitted and received.</p>
Received	The number of messages received
Transmitted	The number of multicast data packets transmitted
Rx Errors	The total number of receive errors

Label	Description
General Interface Statistics	The section listing the general PIM interface statistics
Register TTL Drop	The number of multicast data packets which could not be encapsulated in Register messages because the time to live (TTL) was zero
Tx Register MTU Drop	The number of Bootstrap messages received on this interface but were dropped
Rx Invalid Register	The number of invalid PIM register messages received
Rx Neighbor Unknown	The number of PIM messages (other than hello messages) which were received and were rejected because the adjacency with the neighbor router was not already established
Rx Bad Checksum Discard	The number of PIM messages received, and which were discarded because of bad checksum
Rx Bad Encoding	The number of PIM messages with bad encodings received
Rx Bad Version Discard	The number of PIM messages with bad versions received
Rx CRP No Router Alert	The number of candidate-rp advertisements (C-RP-Adv) received, and which had no router alert option set
Rx Invalid Join Prune	The number of invalid PIM join prune messages received
Rx Unknown PDU Type	The number of packets received with an unsupported PIM type
Join Policy Drops	The number of times the join policy match resulted in dropping PIM join-prune message or one of the source group contained in the message
Register Policy Drops	The number of times the register policy match resulted in dropping PIM register message
Bootstrap Import Policy Drops	The number of Bootstrap messages received that were dropped because of Bootstrap import policy
Bootstrap Export Policy Drops	The number of Bootstrap messages that were not transmitted because of Bootstrap export policy.
Source Group Statistics	The section listing the source group statistics
(S,G)	The number of entries in which the type is (S,G)
(* ,G)	The number of entries in which the type is (* ,G)

Label	Description
(*,* ,RP)	The number of entries in which the type is (*, *, rp)

statistics

Syntax

statistics [*family*]

statistics [**interface** *ip-int-name* | **mt-int-name** | **int-ip-address**] [*family*]

statistics [**group** *grp-ip-address*] [**source** *ip-address*] [*family*]

Context

[Tree] (clear>router>pim statistics)

Full Context

clear router pim statistics

Description

This command clears PIM statistics on a specified interface or IP address.



Note:

An interface and group or source cannot be specified at the same time.

Parameters

ip-int-name

Clears PIM statistics on the specified interface.

ip-address

Clears PIM statistics on the specified IP address.

mt-int-name

Clears the default core group address of the Multicast Distribution Tree (MDT) for the VPRN instance. The Multicast Tunnel (MT) interface for a VPRN is created when this object is set to a valid group address.

syntax: *vprn-id-mt-grp-ip-address*

grp-ip-address

When only the group address is specified and no source is specified, (*,G) statistics are cleared. When the group address is specified along with the source address, then the (S,G) statistics are reset to zero.

ip-address

When the source address is specified along with the group address, then the (S,G) statistics are reset to zero.

family

Clears statistics family information.

Values ipv4, ipv6

Platforms

All

statistics

Syntax

statistics

Context

[\[Tree\]](#) (show>router>p2mp-sr-tree statistics)

Full Context

show router p2mp-sr-tree statistics

Description

This command displays P2MP SR tree statistics.

Platforms

All

Output

The following output is an example of P2MP SR tree statistics information.



Note:

The "Programming failures" count in tree SID statistics are not High Availability (HA) compatible and are reset upon an activity switch of the CPMs.

Sample Output

```
A:swsim103>show>router>p2mp-sr-tree# statistics
=====
P2MP-SR Statistics
=====
General
  Total Number of p2mp-policies      : 2
    static                          : 2
    pce                              : 0
    sr-policy                        : 0
  Total Number p2mp-candidate-path  : 2
    static                          : 2
    pce                              : 0
    sr-policy                        : 0
  Total Number replication-segments : 4
    static                          : 4
    pce                              : 0
    sr-policy                        : 0
  Total Number next-hops            : 2
    static                          : 2
```

```

pce : 0
sr-policy : 0
Total Number push : 2
Total Number swap : 1
Total Number pop : 1
Total Number tunnel-allocated : 2
Total Number next-hop interfaces
inService : 1
outOfService : 0
unsupported : 0
mismatched : 0
without BFD : 0
BackPressure
DataPlane backpressure active : disabled
DataPlane backpressure count : 0
Errors
Unknown Originator Owner : 0
Duplicate TreeIds : 0
Programming failures
NhIdx : 0
Labels : 0
Tunnels : 0
Protection Grp : 0
  
```

statistics

Syntax

statistics

Context

[\[Tree\]](#) (show>eth-cfm statistics)

Full Context

show eth-cfm statistics

Description

This command displays the ETH-CFM statistics counters.

Platforms

7450 ESS, 7750 SR, 7750 SR-a, 7750 SR-e, 7750 SR-s, 7950 XRS

Output

The following is an example of ETH-CFM statistics information. [Table 518: ETH-CFM Statistics Field Descriptions](#) describes the ETH-CFM statistics fields.

Sample Output

```

show eth-cfm statistics
=====
ETH-CFM System Statistics
=====
Rx Count          : 10513196          Tx Count          : 2294783
Dropped Congestion : 0                Discarded Error   : 764766
  
```

```

AIS Currently Act : 0
AIS Currently Fail : 0
=====
=====
ETH-CFM System Op-code Statistics
=====
Op-code      Rx Count    Tx Count
-----
ccm           4588504    2294779
lbr            0           0
lbm            2           0
ltr            0           1
ltm            1           0
ais            0           0
lck            0           0
tst            0           0
laps          0           0
raps          0           0
mcc            0           0
lmr            0           0
lmm            0           0
ldm            0           0
dmr            0           0
dmm           4012644    0
exr            0           0
exm            0           0
csf            0           0
vsr            0           0
vsm            0           0
isl            0           0
slr            0           0
slm           1912045    0
other          0           0
-----
Total         10513196    2294780
=====

```

Table 518: ETH-CFM Statistics Field Descriptions

Label	Description
Rx Count	The ETH-CFM CPU receive rate, in PPS
Tx Count	The ETH-CFM CPU transmit rate, in PPS
Dropped Congestion	The number of valid or supported ETH-CFM packets not processed by the CPU as a result of resource contention
Discard Error	The number of ETH-CFM packets that did not pass validation

statistics

Syntax

statistics session *session-name* **dm meas-interval** { **5-mins** | **15-mins** | **1-hour** | **1-day** | **raw** } **interval-number** *interval-number* [**all** | **bins** | **summary**]

statistics session *session-name* **dmm** **meas-interval** { 5-mins | 15-mins | 1-hour | 1-day | raw } **interval-number** *interval-number* [all | bins | summary]

statistics session *session-name* **lmm** **meas-interval** { 5-mins | 15-mins | 1-hour | 1-day | raw } **interval-number** *interval-number*

statistics session *session-name* **slm** **meas-interval** { 5-mins | 15-mins | 1-hour | 1-day | raw } **interval-number** *interval-number*

statistics session *session-name* **twamp-light** **meas-interval** { 5-mins | 15-mins | 1-hour | 1-day | raw } **interval-number** *interval-number* **delay** [all | bins | summary]

Context

[Tree] (show>oam-pm statistics)

Full Context

show oam-pm statistics

Description

This command shows the delay statistics for the specified test using the parameters specified.

Parameters

session-name

Identifies the session to be queried.

dm

Specifies that the delay test is from the MPLS test family and is using dm style measurements for the delay.

dmm

Specifies that the delay test is from the Ethernet test family and is using dmm style measurements for the delay.

lmm

Specifies the loss test is from the Ethernet test family and is using lmm style measurements for the loss.

slm

Specifies that the loss test is from the Ethernet test family and is using slm style measurements for the loss.

twamp-light

Specifies that the delay test is from the IP test family and is using twamp-light style measurements for the delay.

meas-interval

Identifies the measurement interval to query for the statistics. When **raw** is specified, the interval number is not to be included because there is only one raw cumulative bin.

Values 5-mins, 15-mins, 1-hour, 1-day, raw

interval-number

Specifies the numerical reference that indicates the position from the latest sample window. The number 1 is the most recent with all higher numbers being that position in the past from current.

Values 1 to 97

[all | bins | summary]

Specifies a keyword to filter the output.

delay

Indicates that the statistics being queried are for delay. TWAMP-Light PDUs carry both delay and loss informational elements and it is not clear from only the test type name which statistic the operator requires.

loss

Indicates the statistics being queried are for loss. TWAMP-Light PDUs carry both delay and loss informational elements and it is not clear from only the test type name which statistic the operator requires. This keyword is specific to twamp-light.

Platforms

All

statistics

Syntax

statistics

Context

[\[Tree\]](#) (clear>eth-cfm statistics)

Full Context

clear eth-cfm statistics

Description

This command clears the eth-cfm statistics counters maintained in clearEthCfmStatistics.

Platforms

7450 ESS, 7750 SR, 7750 SR-a, 7750 SR-e, 7750 SR-s, 7950 XRS

statistics

Syntax

statistics

statistics interface {*ip-int-name* | *ip-address*}

statistics policy *name*

Context

[\[Tree\]](#) (show>router>authentication statistics)

Full Context

show router authentication statistics

Description

This command displays interface or policy authentication statistics.

Parameters

ip-int-name* | *ip-address

Specifies an existing interface name or IP address.

Values ip-int-name: 32 characters maximum

ip-address: a.b.c.d

name

Specifies an existing policy name.

Platforms

All

Output

Authentication Statistics Output — The following output is an example of authentication statistics, and [Table 519: Authentication Statistics Fields](#) describes the fields.

Sample Output

```
A:ALU-3>show>router>auth# statistics
=====
Authentication Global Statistics
=====
Client Packets Authenticate Fail      : 0
Client Packets Authenticate Ok       : 12
=====
```

Table 519: Authentication Statistics Fields

Label	Description
Client Packets Authenticate Fail	The number of packets that failed authentication
Client Packets Authenticate Ok	The number of packets that were authenticated

statistics

Syntax

statistics [**interface** *ip-int-name* | *ip-address*]

Context

[\[Tree\]](#) (clear>router>authentication statistics)

Full Context

clear router authentication statistics

Description

This command clears authentication statistics.

Parameters

ip-int-name

Clears the authentication statistics for the specified interface name. If the string contains special characters (#, \$, spaces, and so on), the entire string must be enclosed within double quotes.

ip-address

Clears the authentication statistics for the specified IP address.

Platforms

All

statistics

Syntax

statistics [**policy** *policy-id*]

Context

[\[Tree\]](#) (clear>vrrp statistics)

Full Context

clear vrrp statistics

Description

Commands in this context clear and reset VRRP entities.

Parameters

policy-id

Clears statistics for the specified policy.

Values 1 to 9999

Platforms

All

statistics

Syntax

statistics

Context

[\[Tree\]](#) (show>system>ptp statistics)

Full Context

show system ptp statistics

Description

This command displays the message and error statistics for the node.

Platforms

7450 ESS, 7750 SR, 7750 SR-a, 7750 SR-e, 7750 SR-s, 7950 XRS

Output

The following output is an example of PTP statistics information, and [Table 520: System PTP statistics field descriptions](#) describes the output fields.

Sample Output

```
# show system ptp statistics
=====
IEEE 1588/PTP Packet Statistics
=====
-----
Input      Output
-----
PTP Packets
  Announce          0          0
  Sync              0          0
  Follow Up         0          0
  Delay Request     0          0
  Delay Response    0          0
  Signaling         0          0
  Request Unicast Transmission TLVs
    Announce        0          0
    Sync            0          0
    Delay Response  0          0
  Grant Unicast Transmission (Accepted) TLVs
    Announce        0          0
    Sync            0          0
    Delay Response  0          0
  Grant Unicast Transmission (Denied) TLVs
    Announce        0          0
```

Sync	0	0		
Delay Response	0	0		
Cancel Unicast Transmission TLVs	0	0		
Announce	0	0		
Sync	0	0		
Delay Response	0	0		
Ack Cancel Unicast Transmission TLVs	0	0		
Announce	0	0		
Sync	0	0		
Delay Response	0	0		
Other TLVs	0	0		
Other	0	0		
Event Packets timestamped at port	0	0		
Event Packets timestamped at cpm	0	0		
Discards	0	0		
Bad PTP domain	0	0		
Alternate Master	0	0		
Out Of Sequence	0	0		
Peer Disabled	0	0		
Packet Timing Signal Fail - Unusable	0	0		
Other	0	0		
=====				
IEEE 1588/PTP Frequency Recovery State Statistics				
=====				
State	Seconds			

Initial	0			
Acquiring	0			
Phase-Tracking	0			
Locked	0			
Hold-over	0			
=====				
IEEE 1588/PTP Event Statistics				
=====				
Event	Sync	Flow Delay Flow		

Packet Loss	0	0		
Excessive Packet Loss	0	0		
Excessive Phase Shift Detected	0	0		
Too Much Packet Delay Variation - Freq	0	0		
Too Much Packet Delay Variation - Time	0	0		
=====				
IEEE 1588/PTP Clock Time Recovery State Statistics				
=====				
State	Seconds			

Initial	1280			
Acquiring	63			
Locked	0			
Hold-over	0			
=====				
IEEE 1588/PTP Message Rates Per Second				
=====				
Packet Type	UDP/IP	Ethernet		
	Input	Output	Input	Output

Announce	0	0	0	0
Sync	0	0	0	0
Follow Up	0	0	0	0
Delay Request	0	0	0	0

Delay Response	0	0	0	0
Other	0	0	0	0

Total	0	0	0	0
=====				

Table 520: System PTP statistics field descriptions

Counter		Counts
PTP Packets (packet type)	Input	The number of input packets for the specified packet type
	Output	The number of output packets for the specified packet type
Discards (reason type)	Input	The number of discarded input packets for the specified reason
	Output	The number of discarded output packets for the specified reason
State (state type)	Seconds	The number of seconds for the specified state type
Event (event type)	Sync Flow	The number of sync flows for the specified event type
	Delay Flow	The number of delay flows for the specified event type
Packet Type (packet type)	UDP/IP Input/Output	The number of UDP/IP input or output packets for the specified packet type
	Ethernet Input/Output	The number of Ethernet input or output packets for the specified packet type

statistics

Syntax

statistics

Context

[\[Tree\]](#) (clear>application-assurance>group statistics)

Full Context

clear application-assurance group statistics

Description

This command clears application assurance statistics.

Platforms

7450 ESS, 7750 SR, 7750 SR-e, 7750 SR-s, VSR

statistics

Syntax

statistics

Context

[\[Tree\]](#) (clear>redundancy>multi-chassis>mcr statistics)

Full Context

clear redundancy multi-chassis mc-ring statistics

Description

This command clears multi-chassis ring.

Platforms

All

statistics

Syntax

statistics

Context

[\[Tree\]](#) (clear>system>ptp statistics)

Full Context

clear system ptp statistics

Description

This command clears all PTP statistics.

Platforms

7450 ESS, 7750 SR, 7750 SR-a, 7750 SR-e, 7750 SR-s, 7950 XRS

statistics

Syntax

statistics

Context

[\[Tree\]](#) (clear>system statistics)

Full Context

clear system statistics

Description

This command clears system specific statistics.

Platforms

All

statistics

Syntax

statistics

Context

[\[Tree\]](#) (show>certificate statistics)

Full Context

show certificate statistics

Description

This command shows certificate related statistics.

Platforms

All

statistics

Syntax

statistics

Context

[\[Tree\]](#) (show>router>isis statistics)

Full Context

show router isis statistics

Description

This command displays information regarding IS-IS traffic statistics.

Platforms

All

Output

The following output is an example of IS-IS statistics output.

Sample Output

```
*A:Dut-C# show router isis statistics

=====
Rtr Base ISIS Instance 0 Statistics
=====
ISIS Instance      : 0
Purge Initiated    : 0
Sid SRGB err       : 0
LSP Regens.        : 17
Sid dupl err       : 0

CSPF Statistics
Requests           : 0
Paths Found        : 0
Request Drops      : 0
Paths Not Found    : 0

SPF Statistics
SPF Runs           : 7
  Last runTimeStamp: 01/26/2015 11:22:50
Partial SPF Runs   : 3
  Last runTimeStamp: 01/26/2015 11:22:51

LFA Statistics
LFA Runs           : 7
  Last runTimeStamp: 01/26/2015 11:22:51
Partial LFA Runs   : 3
  Last runTimeStamp: 01/26/2015 11:22:41

RLFA Statistics
RLFA Runs          : 10
  Last runTimeStamp: 01/26/2015 11:22:51

-----
PDU Type   Received   Processed   Dropped    Sent      Retransmitted
-----
LSP        164         164         0           151        0
IIH        146         146         0           147        0
CSNP       288         288         0           291        0
PSNP       71          71          0            74        0
Unknown    0            0            0            0         0
=====
*A:Dut-C#
```

[Table 521: IS-IS Statistics Output Fields](#) describes IS-IS statistics output fields.

Table 521: IS-IS Statistics Output Fields

Label	Description
Purge Initiated	The number of times purges have been initiated.
SPF Runs	The number of times shortest path first calculations have been made.

Label	Description
LSP Regens	The count of LSP regenerations.
Requests	The number of CSPF requests made to the protocol.
Paths Found	The number of responses to CSPF requests for which paths satisfying the constraints were found.
PDU Type	The PDU type.
Received	The count of link state PDUs received by this instance of the protocol.
Processed	The count of link state PDUs processed by this instance of the protocol.
Dropped	The count of link state PDUs dropped by this instance of the protocol.
Sent	The count of link state PDUs sent out by this instance of the protocol.
Retransmitted	The count of link state PDUs that had to be retransmitted by this instance of the protocol.

statistics

Syntax

statistics

Context

[\[Tree\]](#) (clear>router>isis statistics)

[\[Tree\]](#) (clear>service>id>spb statistics)

Full Context

clear router isis statistics

clear service id spb statistics

Description

This command clears and resets IS-IS statistics.

Platforms

All

statistics

Syntax

statistics

Context

[\[Tree\]](#) (show>router>ospf statistics)

[\[Tree\]](#) (show>router>ospf3 statistics)

Full Context

show router ospf statistics

show router ospf3 statistics

Description

This command displays the global OSPF statistics.

Platforms

All

Output

The following output is an example of global OSPF statistic information and [Table 522: OSPF Statistics Output Fields](#) describes the output fields.

Sample Output

```
show router ospf statistics
=====
Rtr Base OSPFv2 Instance 0 Statistics
=====
Rx Packets          : 441          Tx Packets          : 463
Rx Hellos           : 361          Tx Hellos           : 371
Rx DBDs             : 9            Tx DBDs             : 7
Rx LSRs             : 3            Tx LSRs             : 3
Rx LSUs             : 54          Tx LSUs             : 72
Rx LS Acks          : 14          Tx LS Acks          : 10
New LSAs Recvd     : 57          New LSAs Orig       : 8
Ext LSAs Count     : 0            No of Areas         : 1
No of Interfaces   : 4            No of Neighbors     : 3
Discards           : 3            Tx Failures         : 3
                    Retransmits      : 2
Bad Networks       : 0            Bad Virt Links      : 0
Bad Areas          : 0            Bad Dest Addrs     : 0
Bad Auth Types     : 0            Auth Failures       : 0
Bad Neighbors      : 0            Bad Pkt Types       : 0
Bad Lengths        : 0            Bad Hello Int.      : 2
Bad Dead Int.      : 1            Bad Options         : 0
Bad Versions        : 0            Bad Checksums       : 0
SID SRGB errors    : 0            SID dupl errors     : 0
Failed SPF Attempts : 0            Bad MTUs            : 0
CSPF Requests      : 0            CSPF Request Drops  : 0
CSPF Path Found    : 0            CSPF Path Not Found : 0
Total SPF Runs     : 6            Total LFA SPF Runs  : 0
Total RLFA SPF Runs : 0            Total TI-LFA SPF Runs : 0
```

```

=====
show router ospf3 statistics
=====
Rtr Base OSPFv3 Instance 0 Statistics
=====
Rx Packets      : 525          Tx Packets      : 564
Rx Hellos      : 387          Tx Hellos      : 387
Rx DBDs        : 8            Tx DBDs        : 7
Rx LSRs        : 3            Tx LSRs        : 3
Rx LSUs        : 113         Tx LSUs        : 156
Rx LS Acks     : 14          Tx LS Acks     : 11
New LSAs Recvd : 77          New LSAs Orig  : 12
Ext LSAs Count : 0            No of Areas    : 1
No of Interfaces : 4          No of Neighbors : 3
Discards       : 0            Tx Failures    : 0
                                   Retransmits    : 0
Bad Networks   : 0            Bad Virt Links : 0
Bad Areas      : 0            Bad Dest Adtrs : 0
Bad Auth Types : 0            Auth Failures  : 0
Bad Neighbors  : 0            Bad Pkt Types  : 0
Bad Lengths    : 0            Bad Hello Int. : 0
Bad Dead Int.  : 0            Bad Options    : 0
Bad Versions   : 0            Bad Checksums  : 0
SID SRGB errors : 0          SID dupl errors : 0
Failed SPF Attempts : 0      Bad MTUs       : 0
CSPF Requests  : 0            CSPF Request Drops : 0
CSPF Path Found : 0          CSPF Path Not Found : 0
Total SPF Runs : 7            Total LFA SPF Runs : 0
Total RLFA SPF Runs : 0      Total TI-LFA SPF Runs: 0
=====

```

Table 522: OSPF Statistics Output Fields

Label	Description
Rx Packets	The total number of OSPF packets received on all OSPF enabled interfaces.
Tx Packets	The total number of OSPF packets transmitted on all OSPF enabled interfaces.
Rx Hellos	The total number of OSPF Hello packets received on all OSPF enabled interfaces.
Tx Hellos	The total number of OSPF Hello packets transmitted on all OSPF enabled interfaces.
Rx DBDs	The total number of OSPF database description packets received on all OSPF enabled interfaces.
Tx DBDs	The total number of OSPF database description packets transmitted on all OSPF enabled interfaces
Rx LSRs	The total number of OSPF Link State Requests (LSRs) received on all OSPF enabled interfaces.
Tx LSRs	The total number of OSPF Link State Requests (LSRs) transmitted on all OSPF enabled interfaces.

Label	Description
Rx LSUs	The total number of OSPF Link State Update (LSUs) received on all OSPF enabled interfaces.
Tx LSUs	The total number of OSPF Link State Update (LSUs) transmitted on all OSPF enabled interfaces.
Rx LS Acks	The total number of OSPF Link State Acknowledgments (LSAs) received on all OSPF enabled interfaces.
New LSAs Recvd	The total number of new OSPF Link State Advertisements received on all OSPF enabled interfaces.
New LSAs Orig	The total number of new OSPF Link State Advertisements originated on all OSPF enabled interfaces.
Ext LSAs Count	The total number of OSPF External Link State Advertisements.
No of Areas	The number of areas configured for this OSPF instance.
Total SPF Runs	The total number of incremental SPF runs triggered by new or updated LSAs.
Ext SPF Runs	The total number of incremental SPF runs triggered by new or updated type-5 external LSAs.
Retransmits	The total number of OSPF Retransmits transmitted on all OSPF enabled interfaces.
Discards	The total number of OSPF packets discarded on all OSPF enabled interfaces.
Bad Networks	The total number of OSPF packets received on all OSPF enabled interfaces with invalid network or mask.
Bad Virt Links	The total number of OSPF packets received on all OSPF enabled interfaces that are destined to a virtual link that does not exist.
Bad Areas	The total number of OSPF packets received on all OSPF enabled interfaces with an area mismatch.
Bad Dest Addr	The total number of OSPF packets received on all OSPF enabled interfaces with the incorrect IP destination address.
Bad Auth Types	The total number of OSPF packets received on all OSPF enabled interfaces with an invalid authorization type.
Auth Failures	The total number of OSPF packets received on all OSPF enabled interfaces with an invalid authorization key.

Label	Description
Bad Neighbors	The total number of OSPF packets received on all OSPF enabled interfaces where the neighbor information does not match the information this router has for the neighbor.
Bad Pkt Types	The total number of OSPF packets received on all OSPF enabled interfaces with an invalid OSPF packet type.
Bad Lengths	The total number of OSPF packets received on all OSPF enabled interfaces with a total length not equal to the length given in the packet itself.
Bad Hello Int.	The total number of OSPF packets received on all OSPF enabled interfaces where the hello interval given in packet was not equal to that configured for the respective interface.
Bad Dead Int.	The total number of OSPF packets received on all OSPF enabled interfaces where the dead interval given in the packet was not equal to that configured for the respective interface.
Bad Options	The total number of OSPF packets received on all OSPF enabled interfaces with an option that does not match those configured for the respective interface or area.
Bad Versions	The total number of OSPF packets received on all OSPF enabled interfaces with bad OSPF version numbers.
Tx Failures	Transmitted OSPF packets that are dropped due to resource shortage.

statistics

Syntax

statistics

Context

[Tree] (clear>router>ospf3 statistics)

[Tree] (clear>router>ospf statistics)

Full Context

clear router ospf3 statistics

clear router ospf statistics

Description

This command clears all neighbor, router, interface, SPF and global statistics of this OSPF instance.

Platforms

All

statistics

Syntax

statistics [*ipv6-address* | *ip-int-name*]

Context

[Tree] (show>router>ripng statistics)

Full Context

show router ripng statistics

Description

This command displays the interface level statistics for the RIPng protocol.

If no IPv6 address or interface name is specified, then all configured RIPng interfaces are displayed.

If an IPv6 address or interface name is specified, then only data regarding the specified RIPng interface is displayed.

Parameters

ipv6-address* | *ip-int-name

Displays statistics for the specified IPv6 interface.

Platforms

All

Output

The following output are examples of RIPng statistics information.

Sample Output

```
*A:Dut-C>config>router>if# show router ripng statistics
=====
RIP-NG Statistics
=====
Learned Routes      : 40                Timed Out Routes   : 0
Current Memory     : 1,199,016          Maximum Memory     : 2,097,152
-----
Interface "one"
-----
Primary IP         : 3ffe::10:10:3:3/1* Update Timer      : 1
Timeout Timer      : 5                Flush Timer       : 5
-----
Counter            Total          Last 5 Min       Last 1 Min
-----
Updates Sent       221           180              5
Triggered Updates  0             0                0
Bad Packets Received 0             0                0
```

```

Updates Received      225          185          3
Updates Ignored       0           0           0
Bad Routes            0           0           0
Requests Received     0           0           0
Requests Ignored      0           0           0
-----
Interface "two"
-----
Primary IP           : 3ffe::10:10:103:3* Update Timer       : 1
Timeout Timer        : 5           Flush Timer         : 5

Counter              Total              Last 5 Min         Last 1 Min
-----
Updates Sent          220                183                5
Triggered Updates    0                  0                  0
Bad Packets Received 0                  0                  0
Updates Received     229                183                5
Updates Ignored      0                  0                  0
Bad Routes            0                  0                  0
Requests Received    0                  0                  0
Requests Ignored     0                  0                  0
-----
Interface "three"
-----
Primary IP           : 3ffe::10:10:12:3/* Update Timer       : 1
Timeout Timer        : 5           Flush Timer         : 5

Counter              Total              Last 5 Min         Last 1 Min
-----
Updates Sent          224                184                6
Triggered Updates    0                  0                  0
Bad Packets Received 0                  0                  0
Updates Received     221                182                4
Updates Ignored      0                  0                  0
Bad Routes            0                  0                  0
Requests Received    0                  0                  0
Requests Ignored     0                  0                  0
-----
Interface "four"
-----
Primary IP           : 3ffe::10:10:112:3* Update Timer       : 1
Timeout Timer        : 5           Flush Timer         : 5

Counter              Total              Last 5 Min         Last 1 Min
-----
Updates Sent          220                182                8
Triggered Updates    0                  0                  0
Bad Packets Received 0                  0                  0
Updates Received     227                185                4
Updates Ignored      0                  0                  0
Bad Routes            0                  0                  0
Requests Received    0                  0                  0
Requests Ignored     0                  0                  0
=====
* indicates that the corresponding row element may have been truncated.
*A:Dut-C>config>router>if# show router ripng statistics "one"
=====
RIP-NG Statistics
=====
Learned Routes       : 40           Timed Out Routes   : 0
Current Memory       : 1,199,016   Maximum Memory     : 2,097,152
-----
Interface "one"
-----

```

```

Primary IP      : 3ffe::10:10:3:3/1* Update Timer    : 1
Timeout Timer  : 5                   Flush Timer     : 5

Counter          Total          Last 5 Min      Last 1 Min
-----
Updates Sent     224             183             8
Triggered Updates 0              0               0
Bad Packets Received 0             0               0
Updates Received 230            190             8
Updates Ignored  0              0               0
Bad Routes       0              0               0
Requests Received 0              0               0
Requests Ignored 0              0               0
=====
* indicates that the corresponding row element may have been truncated.
  
```

statistics

Syntax

statistics

statistics manager all

statistics manager *manager-name*

Context

[\[Tree\]](#) (clear>system>management-interface>remote-management statistics)

Full Context

clear system management-interface remote-management statistics

Description

This command clears the statistics for remote management managers. If the command is run without specifying the **manager**, the statistics for all remote managers are cleared.

Parameters

manager

Keyword to specify that clears statistics only for a specific manager.

manager-name

Specifies the configured name of the manager, up to 64 characters, for which the statistics are cleared.

all

Clears statistics for all managers.

Platforms

All

statistics

Syntax

statistics

Context

[Tree] (show>subscr-mgmt>pfcp statistics)

Full Context

show subscriber-mgmt pfcp statistics

Description

This command displays the packet counters for each PFCP message and upstream IBCP message.

Platforms

7450 ESS, 7750 SR, 7750 SR-a, 7750 SR-e, 7750 SR-s, VSR

Output

The following output is an example of PFCP statistics information.

Sample Output

```
A:BNG-UPF# show subscriber-mgmt pfcp statistics
=====
PFCP System Statistics
=====

PFCP Session Related Messages

Session Establish Req      : 3          Session Establish Resp    : 3
Session Establish Resp fail: 0          Session Modify Resp       : 2
Session Modify Req        : 2          Session Deletion Resp     : 1
Session Modify Resp fail  : 0          Session Report Resp       : 1
Session Deletion Req      : 1          Session Report DDR Resp   : 0
Session Deletion Resp fail: 0          Session Report UR Rsp     : 0
Session Report Req        : 1          Session Report UR Rsp fail: 0
Session Report Resp fail  : 0          Session Report EIR Resp   : 0
Session Report DDR Req    : 0          Session Report EIR Rsp fail: 0
Session Report DDR Rsp fail: 0          Session Report UPIR Req   : 1
Session Report UR Req     : 0          Session Report UPIR Rs fail: 0
Session Report UR Rsp fail: 0
Session Report EIR Req    : 0
Session Report EIR Rsp fail: 0
Session Report UPIR Req   : 1
Session Report UPIR Rs fail: 0

PFCP Session Audit Related Messages

Session Modify Req        : 0          Session Modify Resp       : 0
Session Modify Resp fail  : 0          Session Report Resp       : 0
Session Report Req        : 0
Session Report Rsp fail   : 0

PFCP Node Related Messages
```



```

Node Report Req      : 0      Node Report Resp    : 0
Node Report Resp fail : 0
Assoc Setup Req Rx   : 0      Assoc Setup Resp Rx  : 1
Assoc Setup Resp fail Rx : 0
Assoc Setup Req Tx   : 1      Assoc Setup Resp Tx  : 0
Assoc Setup Resp fail Tx : 0
Assoc Upd Req Rx     : 0      Assoc Upd Resp Rx    : 0
Assoc Upd Resp fail Rx : 0
Assoc Upd Req Tx     : 0      Assoc Upd Resp Tx    : 0
Assoc Upd Resp fail Tx : 0
Assoc Upd Req with ARR : 0      Assoc Upd Req with GRP : 0
Assoc Upd Req ARR & GRP : 0
Assoc Release Req    : 0      Assoc Release Resp   : 0
Assoc Release Resp fail : 0
Heartbeat Req Rx     : 417    Heartbeat Resp Rx    : 1
Heartbeat Req Tx     : 1      Heartbeat Resp Tx    : 417
Heartbeat Aud Trig Req Tx : 0
Heartbeat Aud Start Req Rx : 0
Heartbeat Aud End Req Rx : 0
Heartbeat Aud Start Rsp Tx : 0
Heartbeat Aud End Rsp Tx : 0

IBCP upstream packet statistics

Ipoe Rx Pkts        : 0
Pppoe Ctrl Rx Pkts : 10
Pppoe Data Rx Pkts : 16
Tx Pkts to Smf      : 26

IBCP upstream packet discard statistics

Missing pkt detection rule : 0
Default tnl trigger missing: 0
Default tunnel missing    : 0
Parsing error              : 0
Tx error                   : 0

IBCP default tunnel
overwrite                  : 0

Number of PFCP Sessions   : 2
-----
=====
  
```

statistics

Syntax

statistics lsp-path [*lsp-index lsp-index*] [*path-lspid path-lspid*] [*prefix ip-prefix|prefix-length*] [*src ip-address | ipv6 address*]

statistics lsp-path all

statistics sr-policy [*lsp-index lsp-index*] [*path-lspid path-lspid*] [*prefix ip-prefix|prefix-length*] [*src ip-address | ipv6 address*]

statistics sr-policy all

Context

[Tree] (clear>router>bfd>seamless-bfd statistics)

Full Context

clear router bfd seamless-bfd statistics

Description

This command clears BFD statistics.

Parameters

lsp-path

Keyword to clear the S-BFD statistics for LSP path.

sr-policy

Keyword to clear the S-BFD statistics for SR policy.

all

Keyword to clear all S-BFD statistics.

lsp-index *lsp-index*

Specifies the LSP index.

Values 0 to 4294967295

path-lspid *path-lspid*

Specifies the path LSP ID.

Values 0 to 4294967295

prefix

Keyword to clear information by far-end prefix.

ip-prefix/prefix-length

Specifies an IP prefix for which to clear S-BFD statistics, and the length of the prefix.

Values *ipv4-prefix* — a.b.c.d (host bits must be zero)
ipv4-prefix-length — 0 to 32
ipv6-prefix — x:x:x:x:x:x:x (eight 16-bit pieces)
x:x:x:x:x:d.d.d.d
x — 0 to FFFF (hexadecimal)
d — 0 to 255 (decimal)
ipv6-prefix-length — 0 to 128

ip-address | *ipv6-address*

Specifies the IP address for which to clear S-BFD statistics.

Values *ipv4-address* — a.b.c.d
ipv6-address — x:x:x:x:x:x:x[-interface]
x:x:x:x:x:d.d.d.d[-interface]
x — 0 to FFFF (hexadecimal)
d — 0 to 255 (decimal)

interface — mandatory for link local address, up to 32 characters

Platforms

All

statistics

Syntax

statistics [*interval seconds*] [*repeat repeat*] [*absolute* | *rate*]

Context

[\[Tree\]](#) (monitor>router>isis statistics)

Full Context

monitor router isis statistics

Description

This command displays statistical IS-IS traffic information at the configured interval until the configured count is reached.

The first screen displays the current statistics related to the specified router statistics. The subsequent statistical information listed for each interval is displayed as a delta to the previous display. When the keyword **rate** is specified, the rate-per-second for each statistic is displayed instead of the delta.

Monitor commands are similar to **show** commands but only statistical information displays. Monitor commands display the selected statistics according to the configured number of times at the interval specified.

Parameters

seconds

Configures the interval for each display in seconds.

Values 3 to 60

Default 10 seconds

repeat

Configures how many times the command is repeated.

Values 1 to 999

Default 10

absolute

Displays raw statistics, without processing. No calculations are performed on the delta or rate statistics.

rate

Displays rate-per-second for each statistic instead of the delta.

Platforms

All

Output

The following output is an example of ISIS statistics.

Sample Output

```
A:ALA-12>monitor>router>isis# statistics interval 3 repeat 2 absolute
=====
ISIS Statistics
=====
At time t = 0 sec (Base Statistics)
-----
ISIS Instance      : 1                SPF Runs          : 2
Purge Initiated   : 0                LSP Regens.      : 11

CSPF Statistics

Requests          : 0                Request Drops    : 0
Paths Found       : 0                Paths Not Found  : 0
-----
PDU Type  Received  Processed  Dropped   Sent      Retransmitted
-----
LSP       0         0         0         0         0
IIH       0         0         0         74        0
CSNP      0         0         0         0         0
PSNP      0         0         0         0         0
Unknown   0         0         0         0         0
-----
At time t = 3 sec (Mode: Absolute)
-----
ISIS Instance      : 1                SPF Runs          : 2
Purge Initiated   : 0                LSP Regens.      : 11

CSPF Statistics

Requests          : 0                Request Drops    : 0
Paths Found       : 0                Paths Not Found  : 0
-----
PDU Type  Received  Processed  Dropped   Sent      Retransmitted
-----
LSP       0         0         0         0         0
IIH       0         0         0         74        0
CSNP      0         0         0         0         0
PSNP      0         0         0         0         0
Unknown   0         0         0         0         0
-----
At time t = 6 sec (Mode: Absolute)
-----
ISIS Instance      : 1                SPF Runs          : 2
Purge Initiated   : 0                LSP Regens.      : 11

CSPF Statistics

Requests          : 0                Request Drops    : 0
Paths Found       : 0                Paths Not Found  : 0
-----
PDU Type  Received  Processed  Dropped   Sent      Retransmitted
```

```

-----
LSP      0      0      0      0      0
IIH      0      0      0      74     0
CSNP     0      0      0      0      0
PSNP     0      0      0      0      0
Unknown  0      0      0      0      0
=====

A:ALA-12>monitor>router>isis# statistics interval 3 repeat 2 rate
=====
ISIS Statistics
=====
At time t = 0 sec (Base Statistics)
-----
ISIS Instance      : 1                SPF Runs          : 2
Purge Initiated   : 0                LSP Regens.      : 11

CSPF Statistics

Requests           : 0                Request Drops    : 0
Paths Found        : 0                Paths Not Found  : 0
-----
PDU Type  Received  Processed  Dropped   Sent      Retransmitted
-----
LSP        0          0          0          0          0
IIH        0          0          0          76         0
CSNP       0          0          0          0          0
PSNP       0          0          0          0          0
Unknown    0          0          0          0          0
-----

At time t = 3 sec (Mode: Rate)
-----
ISIS Instance      : 1                SPF Runs          : 0
Purge Initiated   : 0                LSP Regens.      : 0

CSPF Statistics

Requests           : 0                Request Drops    : 0
Paths Found        : 0                Paths Not Found  : 0
-----
PDU Type  Received  Processed  Dropped   Sent      Retransmitted
-----
LSP        0          0          0          0          0
IIH        0          0          0          0          0
CSNP       0          0          0          0          0
PSNP       0          0          0          0          0
Unknown    0          0          0          0          0
-----

At time t = 6 sec (Mode: Rate)
-----
ISIS Instance      : 1                SPF Runs          : 0
Purge Initiated   : 0                LSP Regens.      : 0

CSPF Statistics

Requests           : 0                Request Drops    : 0
Paths Found        : 0                Paths Not Found  : 0
-----
PDU Type  Received  Processed  Dropped   Sent      Retransmitted
-----
LSP        0          0          0          0          0
IIH        0          0          0          1          0
CSNP       0          0          0          0          0
  
```

```
PSNP      0      0      0      0      0
Unknown   0      0      0      0      0
=====
A:ALA-12>monitor>router>isis#
```

statistics

Syntax

statistics [*interval seconds*] [*repeat repeat*] [*absolute | rate*]

Context

[\[Tree\]](#) (monitor>router>ldp statistics)

Full Context

monitor router ldp statistics

Description

Monitor statistics for LDP instance at the configured interval until the configured count is reached.

The first screen displays the current statistics related to the LDP statistics. The subsequent statistical information listed for each interval is displayed as a delta to the previous display. When the keyword **rate** is specified, the rate-per-second for each statistic is displayed instead of the delta.

Monitor commands are similar to **show** commands but only statistical information displays. Monitor commands display the selected statistics according to the configured number of times at the interval specified.

Parameters

seconds

Configures the interval for each display in seconds.

Values 3 to 60

Default 10 seconds

repeat

Configures how many times the command is repeated.

Values 1 to 999

Default 10

absolute

Displays raw statistics, without processing. No calculations are performed on the delta or rate statistics.

rate

Displays rate-per-second for each statistic instead of the delta.

Platforms

All

Output

The following output is an example of LDP statistics information.

Sample Output

```
A:ALA-12>monitor>router>ldp# statistics interval 3 repeat 3 absolute
=====
Monitor statistics for LDP instance
=====
At time t = 0 sec (Base Statistics)
-----
Addr FECs Sent   : 0                Addr FECs Recv   : 0
Serv FECs Sent   : 1                Serv FECs Recv   : 2
-----
At time t = 3 sec (Mode: Absolute)
-----
Addr FECs Sent   : 0                Addr FECs Recv   : 0
Serv FECs Sent   : 1                Serv FECs Recv   : 2
-----
At time t = 6 sec (Mode: Absolute)
-----
Addr FECs Sent   : 0                Addr FECs Recv   : 0
Serv FECs Sent   : 1                Serv FECs Recv   : 2
-----
At time t = 9 sec (Mode: Absolute)
-----
Addr FECs Sent   : 0                Addr FECs Recv   : 0
Serv FECs Sent   : 1                Serv FECs Recv   : 2
=====
A:ALA-12>monitor>router>ldp#

A:ALA-12>monitor>router>ldp# statistics interval 3 repeat 3 rate
=====
Monitor statistics for LDP instance
=====
At time t = 0 sec (Base Statistics)
-----
Addr FECs Sent   : 0                Addr FECs Recv   : 0
Serv FECs Sent   : 1                Serv FECs Recv   : 2
-----
At time t = 3 sec (Mode: Rate)
-----
Addr FECs Sent   : 0                Addr FECs Recv   : 0
Serv FECs Sent   : 0                Serv FECs Recv   : 0
-----
At time t = 6 sec (Mode: Rate)
-----
Addr FECs Sent   : 0                Addr FECs Recv   : 0
Serv FECs Sent   : 0                Serv FECs Recv   : 0
-----
At time t = 9 sec (Mode: Rate)
-----
Addr FECs Sent   : 0                Addr FECs Recv   : 0
Serv FECs Sent   : 0                Serv FECs Recv   : 0
=====
A:ALA-12>monitor>router>ldp#
```

statistics

Syntax

statistics [*interval seconds*] [*repeat repeat*] [*absolute*|*rate*]

Context

[Tree] (monitor>eth-cfm statistics)

Full Context

monitor eth-cfm statistics

Description

This command monitors control plane traffic statistics.

Parameters

seconds

Configures the interval for each display in seconds.

Values 3 to 60

Default 10

repeat

Configures how many times the command is repeated.

Values 1 to 999

Default 10

absolute

Displays raw statistics, without processing. No calculations are performed on the delta or rate statistics.

rate

Displays rate-per-second for each statistic instead of the delta.

Platforms

7450 ESS, 7750 SR, 7750 SR-a, 7750 SR-e, 7750 SR-s, 7950 XRS

statistics

Syntax

statistics all

statistics neighbor *ip-address* [**port** *port-number*]

Context

[\[Tree\]](#) (clear>service>id>gsmp statistics)

Full Context

```
clear service id gsmp statistics
```

Description

This command clears General Switch Management Protocol (GSMP) statistics.

Parameters

all

Clears all GSMP related statistics.

ip-address

Specifies the IP address.

Values a.b.c.d. (unicast address only)

port-number

Specifies port number.

Values 0 to 65535

Platforms

All

statistics

Syntax

statistics

statistics interface {*ip-int-name* | *ip-address*}

statistics sap *sap-id*

Context

[\[Tree\]](#) (clear>service>id>ppp statistics)

Full Context

```
clear service id ppp statistics
```

Description

This command clears PPP statistics for the associated interface and SAP.

Parameters

sap-id

Specifies the SAP ID.

Values

null	<i>port-id bundle-id bpgrp-id lag-id aps-id eth-sat-id</i>	
dot1q	<i>port-id bundle-id bpgrp-id lag-id aps-id pw-id eth-sat-id:[qtag1] cp-conn-prof-id</i>	
qinq	<i>port-id bundle-id bpgrp-id lag-id pw-id eth-sat-id:[qtag1 cp-conn-prof-id].[qtag2 cp-conn-prof-id]</i>	
	cp	keyword
	<i>conn-prof-id</i>	1 to 8000
atm	<i>port-id aps-id [:vpi/vci vpi vpi1.vpi2 cp.conn-prof-id]</i>	
	cp	keyword
	<i>conn-prof-id</i>	1 to 8000
frame	<i>port-id aps-id:dldci</i>	
cisco-hdlc	<i>slot/mda/port.channel</i>	
cem	<i>slot/mda/port.channel</i>	
ima-grp	<i>bundle-id [:vpi/vci vpi vpi1.vpi2 cp.conn-prof-id]</i>	
	cp	keyword
	<i>conn-prof-id</i>	1 to 8000
port-id	<i>slot/mda/port[.channel]</i>	
bundle-id	bundle-type-slot/mda.-bundle-num	
	bundle	keyword
	<i>type</i>	ima fr ppp
	<i>bundle-num</i>	1 to 336
bpgrp-id	bpgrp-type-bpgrp-num	
	bgrp	keyword
	<i>type</i>	ima ppp
	<i>bgrp-num</i>	1 to 2000
aps-id	aps-group-id[.channel]	
	aps	keyword
	<i>group-id</i>	1 to 128
eth-tunnel	<i>eth-tunnel-id[:eth-tun-sap-id]</i>	
	<i>id</i>	1 to 1024

	<i>eth-tun-sap-id</i>	0 to 4094
lag-id	lag-id lag-string	
	lag	keyword
	<i>id</i>	1 to 800
	<i>string</i>	23 characters max.
pw-id	pw-id	
	pw	keyword
	<i>id</i>	1 to 32767
qtag1	null 0 to 4094	
qtag2	* null 0 to 4094	
vpi	0 to 4095 (NNI)	
	0 to 255 (UNI)	
vci	1 2 5 to 65535	
dldci	16 to 1022	
tunnel-id	tunnel-id.private <i>public:tag</i>	
	tunnel	keyword
	<i>id</i>	1 to 16
	<i>tag</i>	0 to 4094
eth-sat-id	esat-id/slot/port	
	esat	keyword
	<i>id</i>	1 to 20
pxc-id	pxc-id.sub-port	
	pxc	keyword
	<i>id</i>	1 to 64
	<i>sub-port</i>	a, b

ip-int-name

Specifies the IP interface name, up to 32 characters.

ip-address

Specifies the IP address.

Values a.b.c.d.

Platforms

7450 ESS, 7750 SR, 7750 SR-a, 7750 SR-e, 7750 SR-s, VSR

statistics

Syntax

statistics

Context

[Tree] (clear>system>ptp>port statistics)

Full Context

clear system ptp port statistics

Description

This command clears PTP port statistics.

Platforms

7450 ESS, 7750 SR, 7750 SR-a, 7750 SR-e, 7750 SR-s, 7950 XRS

statistics

Syntax

statistics

Context

[Tree] (clear>service>id>subhosts statistics)

Full Context

clear service id subscriber-hosts statistics

Description

This command clears subscriber host HTTP redirect statistics.

Platforms

7450 ESS, 7750 SR, 7750 SR-e, 7750 SR-s, VSR

statistics

Syntax

statistics

Context

[\[Tree\]](#) (show>li>x-interfaces statistics)

Full Context

show li x-interfaces statistics

Description

Commands in this context display statistics of the X1, X2, and X3 interfaces.

Platforms

7450 ESS, 7750 SR, 7750 SR-a, 7750 SR-e, 7750 SR-s, 7950 XRS

statistics

Syntax

statistics

Context

[\[Tree\]](#) (clear>gmpls-tun-grp statistics)

Full Context

clear gmpls-tun-grp statistics

Description

This command clears all statistics for the GMPLS tunnel group.

Platforms

7750 SR, 7750 SR-a, 7750 SR-e, 7750 SR-s, 7950 XRS

statistics

Syntax

statistics

Context

[\[Tree\]](#) (clear>router>bier statistics)

Full Context

clear router bier statistics

Description

This command clears BIER statistics.

Platforms

All

statistics

Syntax

statistics [*policy* *policy-name*]

Context

[\[Tree\]](#) (clear>router>mcac statistics)

Full Context

clear router mcac statistics

Description

This command clears and resets MCAC statistics.

Parameters

policy-name

Specifies the policy name, up to 32 characters.

Platforms

All

statistics

Syntax

statistics [*portal* *name*] [*all-portals*]

Context

[\[Tree\]](#) (clear>router>wpp statistics)

Full Context

clear router wpp statistics

Description

This command clears WPP statistics.

Parameters

portal-name

Specifies the portal name, up to 32 characters.

Platforms

7450 ESS, 7750 SR, 7750 SR-a, 7750 SR-e, 7750 SR-s, VSR

statistics

Syntax

statistics

Context

[\[Tree\]](#) (clear>router>autoconfigure>rtr-adv statistics)

Full Context

clear router autoconfigure router-advertisement statistics

Description

This command clears router-advertisement statistics.

Platforms

7450 ESS-7, 7750 SR-1, 7750 SR-7, 7750 SR-1e, 7750 SR-s

22.126 statistics-summary

statistics-summary

Syntax

statistics-summary [**active**] [**family**]

Context

[\[Tree\]](#) (show>router>ldp statistics-summary)

Full Context

show router ldp statistics-summary

Description

This command displays LDP statistics summary information.

Parameters

active

Displays LDP statistics for only active paths.

family

Displays either IPv4 or IPv6 LDP information.

Platforms

All

Output

Sample Output

```
*A:Dut-A# show router ldp statistics-summary
=====
Statistics Summary
=====
LDP FEC IPv4 Prefix Egress statistics   : 0
LDP FEC IPv6 Prefix Egress statistics   : 0
=====
*A:Dut-A#
```

statistics-summary

Syntax

statistics-summary

Context

[\[Tree\]](#) (show>router>mpls statistics-summary)

Full Context

show router mpls statistics-summary

Description

This command displays the number of LSP statistics configured.

Platforms

All

Output

The following output is an example of MPLS statistics summary information.

Sample Output

```
*A:SRU4>config>router>mpls# show router mpls statistics-summary
=====
Statistics Summary
=====
LSP egress statistics                   : 0
LSP ingress statistics                   : 0
=====
*A:SRU4>config>router>mpls#
```


22.127 stats

stats

Syntax

stats

Context

[\[Tree\]](#) (tools>dump>ipsec stats)

Full Context

tools dump ipsec stats

Description

Commands in this context dump the IPsec statistics.

Platforms

All

stats

Syntax

stats

Context

[\[Tree\]](#) (clear>ipsec stats)

Full Context

clear ipsec stats

Description

Commands in this context clear IKE statistics.

Platforms

7450 ESS, 7750 SR, 7750 SR-e, 7750 SR-s, VSR

22.128 status

status

Syntax

status

Context

[\[Tree\]](#) (show>call-trace status)

Full Context

show call-trace status

Description

This command gives a router-wide overview of call-trace operational data, such as number of configured profile, number of jobs and status of the compact flash.

Platforms

7450 ESS, 7750 SR, 7750 SR-a, 7750 SR-e, 7750 SR-s, VSR

Output

The following output displays call trace status information.

Sample Output

```

=====
Call trace status
=====
No. of trace profiles: 1
No. of trace jobs      : 0
-----
Primary CF           : CF1           Max files number      : 200
CF1 state            : enabled        CF1 volume limit      : 1000 MB
CF2 state            : enabled        CF2 volume limit      : 1000 MB
  
```

[Table 523: Call Trace Status Field Descriptions](#) describes call trace status output field information.

Table 523: Call Trace Status Field Descriptions

Field	Descriptions
No. of trace profiles	The number of profiles configured in the system
No. of trace jobs	The number of trace jobs
Primary CF	The compact flash card to be used as the primary local storage location to save the generated call trace log files
Max files number	The cumulative number of call trace log files present on all cflash cards on the active CPM that are being used for local storage has reached the limit

Field	Descriptions
CF1 state	The status of a call trace job on CF2. "running" indicates the job is active and is tracing events triggered by the host being monitored. "finished" indicates the job has already finished and is not tracing events generated by the host anymore.
CF1 volume limit	The data volume limit for the CF1 call trace job
CF2 state	The status of a call trace job on CF2. "running" indicates the job is active and is tracing events triggered by the host being monitored. "finished" indicates the job has already finished and is not tracing events generated by the host anymore.
CF2 volume limit	The data volume limit for the CF2 call trace job

status

Syntax

status

Context

[\[Tree\]](#) (show>router>igmp status)

Full Context

show router igmp status

Description

This command displays IGMP status information.

If IGMP is not enabled, the following message appears:

```
A:NYC# show router igmp status
MINOR: CLI IGMP is not configured.
A:NYC#
```

Platforms

All

Output

The following is an example of IGMP status information. [Table 524: IGMP Status Fields](#) provides IGMP status field descriptions.

Sample Output

```
*A:ALA-BA# show router 100 igmp status
```

```

=====
IGMP Status
=====
Admin State           : Up
Oper State           : Up
Query Interval       : 1024
Last Member Query Interval : 1024
Query Response Interval : 1023
Robust Count         : 10
=====
*A:ALA-BA#

```

Table 524: IGMP Status Fields

Label	Description
Admin State	The administrative status of IGMP.
Oper State	The current operating state of this IGMP protocol instance on this router.
Query Interval	The frequency at which IGMP query packets are transmitted.
Last Member Query Interval	The maximum response time inserted into group-specific queries sent in response to leave group messages, and is also the amount of time between group-specific query messages.
Query Response Interval	The maximum query response time advertised in IGMPv2 queries.
Robust Count	The number of times the router will retry a query.

status

Syntax

status

Context

[\[Tree\]](#) (show>service>id>spb status)

Full Context

show service id spb status

Description

This command displays SPB status.

Platforms

All

Output

The following output is an example of service SPB status information.

Sample Output

```
A:cses-B01# show service id spb status
=====
ISIS Status
=====
System Id          : 0000.00AA.AAAA
Admin State        : Up
Oper State         : Up
SPB Routing        : Enabled
Last Enabled       : 07/23/2012 16:01:06
Level Capability   : L1
Authentication Check : True
Authentication Type : None
CSNP-Authentication : Enabled
HELLO-Authentication : Enabled
PSNP-Authentication : Enabled
Overload-On-Boot Tim*: 0
LSP Lifetime       : 1200
LSP Wait           : 5 sec (Max)  0 sec (Initial)  1 sec (Second)
LSP MTU Size       : 1492 (Config) 1492 (Oper)
Adjacency Check    : loose
L1 Auth Type       : none
L1 CSNP-Authenticati*: Enabled
L1 HELLO-Authenticat*: Enabled
L1 PSNP-Authenticati*: Enabled
L1 Preference      : 15
L1 Ext. Preference : 160
L1 Wide Metrics    : Enabled
L1 LSDB Overload   : Disabled
L1 LSPs            : 4
L1 Default Metric  : 10
L1 IPv6 Def Metric : 10
Last SPF           : 07/23/2012 16:01:29
SPF Wait           : 10 sec (Max) 1000 ms (Initial) 1000 ms (Second)
Multi-topology     : Disabled
Area Addresses     : 00
Total Exp Routes(L1) : 0
IID TLV            : Disabled
All-L1-MacAddr     : 01:80:c2:00:00:14
=====
```

status

Syntax

status [*family*]

Context

[\[Tree\]](#) (show>service>id>pim-snooping status)

Full Context

show service id pim-snooping status

Description

This command displays PIM status information.

Parameters

family

Displays either IPv4 or IPv6 status information

Values ipv4 or ipv6

Platforms

All

Output

The following output is an example of service PIM snooping status information.

Sample Output

```
*A:PE# show service id 1 pim-snooping status
=====
PIM Snooping Status ipv4
=====
Admin State           : Up
Oper State            : Up
Mode Admin            : Proxy
Mode Oper             : Proxy
Hold Time             : 90
Designated Router    : 10.0.1.2
J/P Tracking         : Inactive
Up Time              : 0d 00:08:43
Group Policy          : None
=====
*A:PE#
```

status

Syntax

status

Context

[\[Tree\]](#) (tools>dump>router>gmpls status)

Full Context

tools dump router gmpls status

Description

This command dumps general GMPLS status information.

Platforms

7750 SR, 7750 SR-a, 7750 SR-e, 7750 SR-s, 7950 XRS

Output

The following output is an example of GMPLS status information.

Sample Output

```
*A:Dut-B-UNI-C>tools>dump>router>gmpls# status
-----
GMPLS instance vrId: 1
AdminState: UP, OperState:UP, OperDownReason: N/A
Flags: 0x0, localNodeId: 192.0.2.01
InitRetryTimeout: 30 KeepMultiplier: 3 RefreshTime: 30
RapidRetransmitTime: 5 RapidRetryLimit: 3
GrRestartTime: 180 GrRecoveryTime: 300

gLspWPOriginate: 3 gLspWPTransit: 0 gLspWPTerminate: 3
gLspPPOriginate: 0 gLspPPTransit: 0 gLspPPTerminate: 0
NumTELink: 6 NumDB: 6 NumLspPort: 6 NumTunGrp: 6
Num gLsp: 3 Num gLspPath: 3 Num Path: 4
NumLspPortAudited: 0 NumStaleLspPortDeleted: 0
-----
```

status

Syntax

status

Context

[\[Tree\]](#) (show>router>ldp status)

Full Context

show router ldp status

Description

This command displays LDP status information.

Platforms

All

Output

LDP Status Output

[Table 525: LDP Status Output Fields](#) describes the LDP status output fields.

Sample Output

```
*A:Sim>config>router>ldp# show router ldp status
=====
```

```

LDP Status for IPv4 LSR ID 0.0.0.0
IPv6 LSR ID ::
=====
Created at      : 02/01/22 16:19:46
Last Change    : 02/01/22 16:19:46
Admin State    : Up
IPv4 Oper State : Down          IPv6 Oper State      : Down
IPv4 Down Time : 2d 03:47:02      IPv6 Down Time     : 2d 03:47:02
IPv4 Oper Down Rea*: systemIpDown  IPv6 Oper Down Reason: systemIpDown
IPv4 Oper Down Eve*: 0          IPv6 Oper Down Events: 0
Tunn Down Damp Time: 3 sec      Weighted ECMP      : Disabled
Tunnel Table Pref : 9
Label Withdraw Del*: 0 sec      Implicit Null Label : Disabled
Short. TTL Local  : Enabled      Short. TTL Transit  : Enabled
ConsiderSysIPInGep : Disabled
Imp Ucast Policies : None        Exp Ucast Policies  : None
Imp Mcast Policies : None
Tunl Exp Policies  : None        Tunl Imp Policies   : None
FRR                : Disabled     Mcast Upstream FRR  : Disabled
Mcast Upst ASBR FRR: Disabled     ASBR MoFRR Loop Detct: Disabled
MP MBB Time       : 3
Aggregate Prefix   : False        Agg Prefix Policies : None
Class Forwarding   : Disabled
Legacy LSR Interop : False
Entropy Label Capa*: False
Generate Basic FEC : Disabled
Resolve Root Using : ucastRtm
Import PMSI Routes : None
Cfg Max ECMP Routes: 32          Oper ECMP           : 1
-----
Capabilities
-----
Dynamic           : Enabled        P2MP                : Enabled
IPv4 Prefix Fec   : Enabled        IPv6 Prefix Fec     : Enabled
Service Fec128    : Enabled        Service Fec129      : Enabled
MP MBB            : Enabled        Overload             : Enabled
Unrecognized Notif*: Enabled
=====

```

Table 525: LDP Status Output Fields

Label	Description
Created at	The date and time when the LDP instance was created.
Last Change	The date and time when the LDP instance was last modified.
Admin State	Up — The LDP is administratively enabled. Down — The LDP is administratively disabled.
Oper State	Up — The LDP is operationally enabled. Down — The LDP is operationally disabled.
Up Time	The time, in hundredths of seconds, that the LDP instance has been operationally up.
Oper Down Reason	The reason for the operational down status.

Label	Description
Oper Down Events	The number of times the LDP instance has gone operationally down since the instance was created.
Tunn Down Damp Time	Indicates the value configured by tunnel-down-damp-time .
Weighted ECMP	Indicates whether weighted ecmp is enabled or not.
Label Withdraw Del*	Indicates the value configured by label-withdrawal-delay .
Implicit Null Label	Indicates whether implicit null is supported.
Short. TTL Local	Indicates whether shortcut-local-ttl-propagate is enabled or not.
Short. TTL Transit	Indicates whether shortcut-transit-ttl-propagate is enabled or not.
ConsiderSysIPByPol*	Whether consider-system-ip-in-gep is enabled.
Imp Ucast Policies	Lists the applied import unicast policies, if any. Up to five import policies can be specified.
Exp Ucast Policies	Lists the applied export unicast policies, if any. Up to five import policies can be specified.
Imp Mcast Policies	Lists the applied import multicast policies, if any. Up to five import policies can be specified.
Tunl Exp Policies	Lists the applied tunnel export policies, if any. Up to five import policies can be specified.
FRR	Indicates whether Fast ReRoute is enabled or not.
Mcast Upstream FRR	Indicates whether multicast upstream fast reroute has been enabled or not.
Mcast Upst ASBR FRR	Indicates whether multicast upstream fast reroute has been enabled or not at ASBR.
MP MBB Time	Indicates the value configured by mp-mbb-time .
Aggregate Prefix	Indicates whether aggregate-prefix-match has been enabled or not.
Agg Prefix Policies	Lists the policies for the aggregate prefix match, if any. Up to five aggregate prefix policies can be specified.
Class Forwarding	Indicates whether class forwarding is in the enabled or disabled mode. Enabled modes are (lsr, ler, or lsr-and-ler).
Legacy LSR Interop	Indicates whether legacy LSR interoperability has been enabled or not.
Entropy Label Capa*	Indicates whether the support for entropy label is enabled or not.
Generate Basic FEC	Indicates whether generate-basic-fec-only has been enabled or not.

Label	Description
Resolve Via Mcast *	Indicates whether the route for the root address of P2MP FECs will be resolved using the unicast routing table or the multicast routing table.
Capabilities	
Dynamic	Indicates whether LDP supports changing capabilities dynamically using the LDP Capability message, or only in the Initialization message.
P2MP	Indicates whether LDP supports exchanging P2MP FECs.
IPv4 Prefix Fec	Indicates whether LDP supports exchanging IPv4 Prefix FECs.
IPv6 Prefix Fec	Indicates whether LDP supports exchanging IPv6 Prefix FECs.
Service Fec128	Indicates whether LDP supports exchanging basic pseudowire service FECs.
Service Fec129	Indicates whether LDP supports exchanging generalized pseudowire (PWE3) service FECs.
MP MBB	Indicates whether MP MBB is enabled or not.
Overload	Indicates whether LDP supports sending and receiving overload notification messages (Nokia vendor extension).
Unrecognized Notif*	Indicates whether LDP supports receiving notification messages with an unrecognized status; required for the end-of-lib feature (RFC 5919).

status

Syntax

status

Context

[\[Tree\]](#) (show>router>mpls status)

Full Context

show router mpls status

Description

This command displays MPLS operation information.

Platforms

All

Output

The following output is an example of MPLS status information.

[Table 526: MPLS Status Output Fields](#) describes MPLS status output fields.

Sample Output

```
# show router mpls status

=====
MPLS Status
=====
Admin Status           : Up
Oper(V4) State         : Up      Oper(V6) State         : Up
IPv4 Oper Down Reason  : n/a
IPv6 Oper Down Reason  : n/a
FRR Object             : Enabled   Resignal Timer        : Disabled
Hold Timer             : 1 seconds Next Resignal         : N/A
Srlg Frr               : Disabled  Srlg Frr Strict       : Disabled
Admin Group Frr       : Disabled
Dynamic Bypass        : Enabled   User Srlg Database    : Disabled
BypassResignalTimer   : Disabled BypassNextResignal   : N/A
LeastFill Min Thd     : 5 percent LeastFill Reopti Thd  : 10 percent
Local TTL Prop        : Enabled   Transit TTL Prop      : Enabled
AB Sample Multiplier  : 1        AB Adjust Multiplier  : 288
Exp Backoff Retry     : Disabled  CSPF On Loose Hop     : Disabled
Lsp Init RetryTimeout : 30 seconds MBB Pref Current Hops : Disabled
Logger Event Bundling : Disabled
Retry on IGP Overload : Disabled  Resignal on IGP Overload : Enabled

P2mp Resignal Timer   : Disabled  P2mp Next Resignal    : N/A
Sec FastRetryTimer    : Disabled  Static LSP FR Timer   : 30 seconds
P2P Max Bypass Association: 1000
Max Bypass PLR Association: 16
P2PActPathFastRetry  : Disabled  P2MP S2L Fast Retry   : Disabled
In Maintenance Mode   : No
MplsTp                : Disabled
Next Available Lsp Index : 2
Entropy Label RSVP-TE : Enabled   Entropy Label SR-TE   : Enabled
PCE Report RSVP-TE    : Disabled  PCE Report SR-TE      : Disabled
PCE Init LSP          : Disabled
SR-TE Resignal Timer  : Disabled  SR-TE Resig on IGP Event : Disabled
LSP Self Ping Timeout : 300 seconds LSP Self Ping Interval : 2 seconds
LSP Self Ping RSVP TE : Enabled

=====
MPLS LSP Count
=====
-----

```

	Originate	Transit	Terminate
Static LSPs	0	0	0
Dynamic LSPs	1	0	0
Detour LSPs	0	0	0
P2MP S2Ls	0	0	0
MPLS-TP LSPs	0	0	0
Mesh-P2P LSPs	0	N/A	N/A
One Hop-P2P LSPs	0	N/A	N/A
SR-TE LSPs	0	N/A	N/A
Mesh-P2P SR-TE LSPs	0	N/A	N/A
One Hop-P2P SR-TE LSPs	0	N/A	N/A
PCE Init SR-TE LSPs	0	N/A	N/A

```
=====
```

Table 526: MPLS Status Output Fields

Label	Description
Admin Status	Down — MPLS is administratively disabled. Up — MPLS is administratively enabled.
Oper Status	Down — MPLS is operationally down. Up — MPLS is operationally up.
Oper Down Reason	Specifies the operational down cause.
FRR Object	Enabled — Specifies that Fast reroute object is signaled for the LSP. Disabled — Specifies that Fast reroute object is not signaled for the LSP.
Resignal Timer	Enabled — Specifies that the resignal timer is enabled for the LSP. Disabled — Specifies that the resignal timer is disabled for the LSP.
Hold Timer	Displays the amount of time that the ingress node holds before programming its data plane and declaring the LSP up to the service module.
Next Resignal	Specifies the next resignal value.
Srlg Frr	Enabled — Specifies that SRLG Fast reroute is signaled for the LSP. Disabled — Specifies that SRLG Fast reroute is not signaled for the LSP.
Srlg Frr Strict	Enabled — Specifies that SRLG Fast reroute strict is signaled for the LSP. Disabled — Specifies that SRLG Fast reroute strict is not signaled for the LSP.
Admin Group Frr	Enabled — Specifies that the administrative group Fast reroute is signaled for the LSP. Disabled — Specifies that the administrative group Fast reroute is not signaled for the LSP.
Dynamic Bypass	Enabled — Specifies that dynamic bypass is enabled. Disabled — Specifies that dynamic bypass is disabled.
User Srlg Database	Enabled — Specifies that user SRLG databases are enabled. Disabled — Specifies that user SRLG databases are disabled.
BypassResignalTimer	Enabled — Specifies that the bypass resignal timer is enabled. Disabled — Specifies that the bypass resignal timer is disabled.
BypassNextResignal	Specifies the bypass next resignal value.
LeastFill Min Thd	Specifies the least fill minimum threshold percentage value.
LeastFill Reopti Thd	Specifies the least fill re-optimization threshold percentage value.

Label	Description
Local TTL Prop	Enabled — Specifies that local TTL property is enabled. Disabled — Specifies that local TTL property is disabled.
Transit TTL Prop	Enabled — Specifies that transit TTL property is enabled. Disabled — Specifies that transit TTL property is disabled.
AB Sample Multiplier	Specifies the AB sample multiplier value.
AB Adjust Multiplier	Specifies the AB adjust multiplier value.
Exp Backoff Retry	Enabled — Specifies that Exp Backoff retry is enabled. Disabled — Specifies that Exp Backoff is disabled.
CSPF On Loose Hop	Enabled — Specifies that CSPF On Loose Hop is enabled. Disabled — Specifies that CSPF On Loose Hop is disabled.
Lsp Init RetryTimeout	Specifies the LSP Init RetryTimeout seconds value.
MBB Pref Current Hops	Enabled — Specifies that MBB Pref Current Hops is enabled. Disabled — Specifies that MBB Pref Current Hops is disabled.
Logger Event Bundling	Enabled — Specifies that Logger Event Bundling is enabled. Disabled — Specifies that Logger Event Bundling is disabled.
Retry on IGP Overload	Enabled — Specifies that Retry on IGP Overload is enabled. Disabled — Specifies that Retry on IGP Overload is disabled.
Resignal on IGP Overload	Enabled — Specifies that Resignal on IGP Overload is enabled. Disabled — Specifies that Resignal on IGP Overload is disabled.
P2mp Resignal Timer	Enabled — Specifies that the P2MP Resignal Timer is enabled. Disabled — Specifies that the P2MP Resignal Timer is disabled.
P2mp Next Resignal	Specifies the P2MP Next Resignal Timer value.
Sec FastRetryTimer	Enabled — Specifies that the Sec Fast RetryTimer is enabled. Disabled — Specifies that the Sec Fast RetryTimer is disabled.
Static LSP FR Timer	Specifies the Static LSP FR Timer seconds value.
P2P Max Bypass Association	Specifies the P2P Max Bypass Association value.
P2PActPathFastRetry	Enabled — Specifies that the P2P ActPath Fast Retry is enabled. Disabled — Specifies that the P2P ActPath Fast Retry is disabled.
P2MP S2L Fast Retry	Enabled — Specifies that the P2MP S2L Fast Retry is enabled.

Label	Description
	Disabled — Specifies that the P2MP S2L Fast Retry is disabled.
In Maintenance Mode	No — Specifies that the system is not in maintenance mode. Yes — Specifies that the system is in maintenance mode.
MplsTp	Enabled — Specifies that MPLS TP is enabled. Disabled — Specifies that MPLS TP is disabled.
Next Available Lsp Index	Specifies the next available LSP index value.
Entropy Label RSVP-TE	Enabled — Specifies that Entropy Label RSVP-TE is enabled. Disabled — Specifies that Entropy Label RSVP-TE is disabled.
Entropy Label SR-TE	Enabled — Specifies that Entropy Label SR-TE is enabled. Disabled — Specifies that Entropy Label SR-TE is disabled.
PCE Report RSVP-TE	Enabled — Specifies that PCE Report RSVP-TE is enabled. Disabled — Specifies that PCE Report RSVP-TE is disabled.
PCE Report SR-TE	Enabled — Specifies that PCE Report SR-TE is enabled. Disabled — Specifies that PCE Report SR-TE is disabled.
PCE Init LSP	Enabled — Specifies that PCE Init LSP is enabled. Disabled — Specifies that PCE Init LSP is disabled.
PCE Init SR-TE	Enabled — Specifies that PCE Init LSP SR-TE is enabled. Disabled — Specifies that PCE Init LSP SR-TE is disabled.
PCE Init SR-TE Admin State	Up — Specifies that the PCE Init SR-TE Admin State is up. Down — Specifies that the PCE Init SR-TE Admin State is down.
PCE Init SR-TE Oper State	Up — Specifies that the PCE Init SR-TE Operational State is up. Down — Specifies that the PCE Init SR-TE Operational State is down.
PCE Init SR-TE Oper Dn Rsn	Specifies the reason for the PCE Init SR-TE Operationally down.
LSP Self Ping Timeout	Specifies the LSP Self Ping timeout value.
LSP Self Ping Interval	Specifies the LSP Self Ping interval value.
LSP Self Ping RSVP TE	Specifies the status of LSP Self Ping RSVP TE.
Originate	Specifies the number of originations for the various LSP types.
Transit	Specifies the number of transits for the various LSP types.

Label	Description
Terminate	Specifies the number of terminations for the various LSP types.

status

Syntax

status

Context

[\[Tree\]](#) (show>router>mpls>mpls-tp status)

Full Context

show router mpls mpls-tp status

Description

This command displays MPLS-TP system configuration information.

Platforms

7450 ESS, 7750 SR, 7750 SR-a, 7750 SR-e, 7750 SR-s, 7950 XRS

Output

The following output is an example of MPLS TP status information .

Sample Output

```
*A:mlstp-dutA# show router mpls mpls-tp status
=====
MPLS-TP Status
=====
Admin Status   : Up
Global ID      : 42
Tunnel Id Min  : 1
Node ID        : 0.0.3.233
Tunnel Id Max  : 4096
=====
```

status

Syntax

status

Context

[\[Tree\]](#) (show>router>rsvp status)

Full Context

show router rsvp status

Description

This command displays RSVP status.

Platforms

All

Output

The following output is an example of RSVP status information.

[Table 527: RSVP Status Output Fields](#) describes RSVP status output fields.

Table 527: RSVP Status Output Fields

Label	Description
Admin Status	Down — RSVP is administratively disabled. Up — RSVP is administratively enabled.
Oper Status	Down — RSVP is operationally down. Up — RSVP is operationally up.
Keep Multiplier	Displays the keep-multiplier number used by RSVP to declare that a reservation is down or the neighbor is down.
Refresh Time	Displays the refresh-time interval (in s), between the successive Path and Resv refresh messages.
Message Pacing	Enabled — RSVP messages, specified in the max-burst command, are sent in a configured interval, specified in the period command. Disabled — Message pacing is disabled. RSVP message transmission is not regulated.
Pacing Period	Displays the time interval (in ms), when the router can send the specified number of RSVP messages specified in the rsvp max-burst command.
Max Packet Burst	Displays the maximum number of RSVP messages that are sent in the specified period under normal operating conditions.
Soft Preemption Timer	Displays the time (in s), a node holds on to a reservation for which it has triggered the soft preemption procedure.
Rapid Retransmit	Displays the value of the rapid retransmission interval.
Rapid Retry Limit	Displays the rapid retry limit.
Graceful Shutdown	Specifies whether graceful shutdown of the RSVP node is enabled.

Label	Description
Dark Bandwidth	Indicates the status of the dark bandwidth accounting application.
DBw Sample Intv	Displays the configured dark bandwidth sampling interval.
DBw Up Threshold	Displays the configured dark bandwidth up threshold.
DBw Down Threshold	Displays the configured dark bandwidth down threshold.
DBw Multiplier	Displays the configured dark bandwidth multiplier.
DBw Sample Multp	Displays the configured dark bandwidth sample multiplier.

Sample Output

```

B:# show router RSVP status
=====
RSVP Status
=====
Admin Status      : Down           Oper Status      : Down
Keep Multiplier   : 3             Refresh Time     : 30 sec
Message Pacing    : Disabled      Pacing Period    : 100 msec
Max Packet Burst  : 650 msg      Refresh Bypass   : Disabled
Rapid Retransmit  : 5 hmsec      Rapid Retry Limit : 3
Graceful Shutdown: Disabled      SoftPreemptionTimer: 300 sec
Implicit Null Label: Disabled      Node-id in RR0   : Exclude
P2P Merge Point Ab*: 10          P2MP Merge Point A*: 10
DiffServTE AdmModel: Basic
Percent Link Bw CT0: 100          Percent Link Bw CT4: 0
Percent Link Bw CT1: 0            Percent Link Bw CT5: 0
Percent Link Bw CT2: 0            Percent Link Bw CT6: 0
Percent Link Bw CT3: 0            Percent Link Bw CT7: 0
TE0 -> Class Type : 0            Priority          : 0
TE1 -> Class Type : 0            Priority          : 1
TE2 -> Class Type : 0            Priority          : 2
TE3 -> Class Type : 0            Priority          : 3
TE4 -> Class Type : 0            Priority          : 4
TE5 -> Class Type : 0            Priority          : 5
TE6 -> Class Type : 0            Priority          : 6
TE7 -> Class Type : 0            Priority          : 7
IgpThresholdUpdate : Disabled
Up Thresholds(%)   : 0 15 30 45 60 75 80 85 90 95 96 97 98 99 100
Down Thresholds(%) : 100 99 98 97 96 95 90 85 80 75 60 45 30 15 0
Update Timer       : N/A
Update on CAC Fail : Disabled
Dark Bandwidth     : Enabled          DBw Multiplier    : 100
DBw Sample Intv    : 30             DBw Sample Multp  : 3
DBw Up Threshold   : 0 %
DBw Down Threshold : 0 %
=====
* indicates that the corresponding row element may have been truncated.
  
```

status

Syntax

status

Context

[\[Tree\]](#) (show>router>pcep>pcc status)

Full Context

show router pcep pcc status

Description

This command displays PCEP status information

Platforms

All

Output

The table in the **detail** parameter (**show>router>pcep>pcc detail**) describes the status output fields.

Sample Output

```
*A:Dut-C>config>router>mpls# show router pcep pcc status
=====
Path Computation Element Protocol (PCEP) Path Computation Client (PCC) Info
=====
Admin Status           : Up           Oper Status           : Up
Unknown Msg Limit      : 10 msg/min
Keepalive Interval     : 30 seconds    DeadTimer Interval   : 120 seconds
Capabilities List      : stateful-delegate stateful-pce segment-rt-path rsvp-
                        path pce-initiated-lsp
Address                 : 10.20.1.3
Report Path Constraints: True
Redelegation Interval  : 90 seconds
State Interval         : 180 seconds    State Timer Action    : remove
Max SR-TE PCE Init Lsps: 8191
-----
PCEP Path Computation Client (PCC) Peer Info
-----
Peer                   Admin State/Oper State Oper Keepalive/Oper DeadTimer
-----
10.20.1.24             Up/Up                    30/120
-----
=====
```

status

Syntax

status

Context

[\[Tree\]](#) (show>router>mpls>forwarding-policies status)

Full Context

show router mpls forwarding-policies status

Description

This command displays MPLS Forwarding status information

Platforms

All

Output

[Table 528: MPLS Forward-policy Status Output Fields](#) describes MPLS forward-policy status output fields.

Table 528: MPLS Forward-policy Status Output Fields

Label	Description
Reserved label bl	Specifies the MPLS reserved label block name.

Sample Output

```
*A:Dut-B>show>router>mpls# forwarding-policies status
=====
Forwarding Policy Status
=====
Admin Status      : Up                Oper Status      : Down
Reserved label bl: reservedlabel!!!blockname32chars
=====
```

status

Syntax

status

Context

[\[Tree\]](#) (show>app-assure>group>cflowd status)

Full Context

show application-assurance group cflowd status

Description

This command displays status information.

Platforms

7450 ESS, 7750 SR, 7750 SR-e, 7750 SR-s, VSR

Output

The following is an example show output for the **status** command.

Sample Output

```
A:ALU-A# show application-assurance group 1 status [isa 1/2] cflowd
=====
Application-Assurance Group Cflowd Status
=====
Cflowd Admin Status   : Enabled
Cflowd Oper Status    : Enabled
-----
Volume :
-----
Sample Rate           : <Disabled> or <1 in 500 packets>
Active Flows          : 23102
Records Reported      : 12345
Records Dropped       : 10
Records Per Second    : 45
Packets Sent          : 1763
Packets Sent Per Sec  : 7
-----
TCP Performance :
-----
Sample Rate           : <Disabled> or <1 in 1000 flows>
Active Flows          : 32103
Flows Not Allocated   : 33
Records Reported      : 12345678
Records Dropped       : 100
Records Per Second    : 456
Packets Sent          : 2057613
Packets Sent Per Sec  : 76
=====
A:ALU-A#

A:ALU-A#show application-assurance group <aa-group-id:[partition]> cflowd status
=====
Application-Assurance Group:Partition Cflowd Status
=====
-----
Volume :
-----
Admin State           : Up
Records Reported      : 12345
Records Dropped       : 10
-----
TCP Performance :
-----
Admin State           : Up
Flows Not Allocated   : 33
Records Reported      : 12345678
Records Dropped       : 100
=====
A:ALU-A#
```

status

Syntax

status [*isa mda-id*] **cflowd**
status [*isa mda-id*]
status [*isa mda-id*] **detail**
status [*isa mda-id*] **cpu** [*sample-period seconds*]
status [*isa mda-id*] **overload**
status {*isa mda-id*} **qos count**
status {*isa mda-id*} **qos pools**

Context

[\[Tree\]](#) (show>app-assure>group status)

Full Context

show application-assurance group status

Description

This command displays system statistics.

Parameters

isa mda-id

Displays information about the specified AA ISA.

Values mda-id: slot/mda: slot: 1 to 10, mda: 1 or 2

cflowd

Displays cflowd status information.

detail

Displays detailed status information.

cpu [*sample-period seconds*]

Displays DPU utilization info about the specified AA ISA. The **isa mda-id** must be specified. The sample period can be specified within a range of 1 5 seconds (default 1s).

Values 1 to 5

overload

Displays the overload status.

qos count

Displays information about queue statistics. The **isa mda-id** must be specified.

qos pools

Displays information about AA related pool utilization. The **isa mda-id** must be specified.

Platforms

7450 ESS, 7750 SR, 7750 SR-e, 7750 SR-s, VSR

Output

The following is an example show output for the **status** command.

Sample Output

```
*A:Dut-C# show application-assurance group 1 status
=====
Application-Assurance Status
=====
Last time change affecting status : 01/25/2018 18:55:08
Number of Active ISAs             : 2
Flows                             : 0
Flow Resources In Use             : 0
AA Subs Created                   : 0
AA Subs Deleted                   : 0
AA Subs Modified                  : 0
AA Subs Quarantined               : 0
Seen IP Requests Sent             : 0
Seen IP Requests Dropped          : 0
-----
Current      Average      Peak
-----
Active Flows : 0          0          0
Flow Setup Rate (per second) : 0          0          0
Traffic Rate (Mbps) : 0          0          0
Packet Rate (per second) : 0          0          0
AA-Subs Downloaded : 0          0          0
Active Subs : 0          0          0
-----
Packets      Octets
-----
Diverted traffic : 0          0
Diverted discards : 0          0
  Congestion : 0          0
  Errors : 0          N/A
Entered ISA-AAs : 0          0
Buffered in ISA-AAs : 0          0
Discarded in ISA-AAs : 0          0
  Policy : 0          0
  Congestion : 0          0
  Errors : 0          0
Modified in ISA-AAs : 0          0
  Packet size increased : 0          0
  Packet size decreased : 0          0
Errors (policy bypass) : 0          0
Errors (cut-through) : 0          0
Generated in ISA-AAs : 0          0
  HTTP Redirect : 0          0
Exited ISA-AAs : 0          0
Returned discards : 0          0
  Congestion : 0          0
  Errors : 0          N/A
Returned traffic : 0          0
=====
*A:Dut-C# show application-assurance group 1 status detail
=====
Application-Assurance Status
```

```

=====
Last time change affecting status : 01/25/2018 18:55:08
Number of Active ISAs             : 2
Flows                             : 0
Flow Resources In Use             : 0
AA Subs Created                   : 0
AA Subs Deleted                   : 0
AA Subs Modified                  : 0
Seen IP Requests Sent             : 0
Seen IP Requests Dropped          : 0
-----

```

	Current	Average	Peak
Active Flows	: 0	0	0
Flow Setup Rate (per second)	: 0	0	0
Traffic Rate (Mbps)	: 0	0	0
Packet Rate (per second)	: 0	0	0
AA-Subs Downloaded	: 0	0	0
Active Subs	: 0	0	0

```

-----

```

	from-sub packets to-sub packets	from-sub octets to-sub octets
Diverted traffic	: 0	0
Diverted discards	: 0	0
Congestion	: 0	0
Errors	: 0	N/A
Entered ISA-AAs	: 0	0
Buffered in ISA-AAs	: 0	0
Discarded in ISA-AAs	: 0	0
Policy	: 0	0
Congestion	: 0	0
Errors	: 0	0
Modified in ISA-AAs	: 0	0
Packet size increased	: 0	0
Packet size decreased	: 0	0
Errors (policy bypass)	: 0	0
Errors (cut-through)	: 0	0
Generated in ISA-AAs	: 0	0
HTTP Redirect	: 0	0
Exited ISA-AAs	: 0	0
Returned discards	: 0	0
Congestion	: 0	0
Errors	: 0	N/A

```

Returned traffic      : 0          0          N/A
                      : 0          0          0
=====
  
```

```

A:ALU>show>app-assure>group#
=====
Application-Assurance Status
=====
Last time change affecting status : 09/28/2012 14:19:05
Number of Active ISAs             : 1
Flows                             : 62
Flow Resources In Use             : 0
AA-Subs Created                   : 200
AA-Subs Deleted                   : 149
AA-Subs Modified                  : 3
Seen-IP Requests Sent             : 0
Seen-IP Requests Dropped          : 0
-----
Current      Average      Peak
-----
Active Flows      : 0          0          16
Flow Setup Rate (per second) : 0          0          1
Traffic Rate (Mbps) : 0          0          0
Packet Rate (per second) : 0          0          6
AA-Subs Downloaded : 51         51         51
Active Subs       : 0          0          1

show application-assurance group <aa-group-id> status [isa <slot/mda>] overload
=====
Application Assurance Group 1 overload
=====
-----
Trap Configuration      High Watermark      Low Watermark
-----
Flow usage              95%                 90%
Flow setup rate (fps)  60000              55000
Bit rate (Mbps)        9000               8500
Packet rate (pps)      12345678901234567890  12345678901234567890
Datapath CPU usage     95%                 90%
-----
ISA 4/1                Total up-time (s) : 12345678901234567890
TCA Type
Current Level          Average Level          Peak Level
State                  Count                  Duration (s)
-----
Flow resources
75.1%                  50.0%                  82.8%
cleared               12345678901234567890  12345678901234567890
Flow setup rate
12345678901234567890  12345678901234567890  12345678901234567890
cleared               0                      0
Bit rate
11000                 5000                   12000
raised               1                      123456789
Packet rate
1500000               750000                 1600000
cleared               2                      12345
Datapath CPU usage
15.1%                 10.5%                  32.1%
cleared               0                      0
  
```



```

Management CPU usage
        65.2%           50.0%           77.5%
                N/A                 N/A                 N/A
-----
Overload Trap Configuration           High Watermark           Low Watermark
-----
From-sub WA buffer depth              80%                    75%
To-sub WA buffer depth                80%                    75%
-----
Isa-overload-cut-through : enabled
Overload cut-through TCA
  Current from-sub WA : 30%
  Current to-sub WA   : 40%
  State                : cleared
  Count                : 3
  Duration (s)         : 123
=====
  
```

A:ALU>show>app-assure>group# status isa 3/2 qos count

=====
 Application-assurance Queue Statistics for ISA-AA Group: 1, isa 3/2
 =====

Egress From-Subscriber

```

Queue 1           Packets           Octets
In Profile forwarded : 0             0
In Profile dropped  : 0             0
Out/Exc Prof forwarded: 28940        3767233
Out/Exc Prof dropped : 0             0
Queue 2           Packets           Octets
In Profile forwarded : 0             0
In Profile dropped  : 0             0
Out/Exc Prof forwarded: 0             0
Out/Exc Prof dropped : 0             0
  
```

Egress To-Subscriber

```

Queue 1           Packets           Octets
In Profile forwarded : 0             0
In Profile dropped  : 0             0
Out/Exc Prof forwarded: 44499        53066848
Out/Exc Prof dropped : 0             0
Queue 2           Packets           Octets
In Profile forwarded : 0             0
In Profile dropped  : 0             0
Out/Exc Prof forwarded: 0             0
Out/Exc Prof dropped : 0             0
  
```

Ingress From-Subscriber

```

Queue 1           Packets           Octets
In Profile forwarded : 25548        3361023
In Profile dropped  : 0             0
Out/Exc Prof forwarded: 1             60
Out/Exc Prof dropped : 0             0
Queue 2           Packets           Octets
In Profile forwarded : 2921         365606
In Profile dropped  : 0             0
Out/Exc Prof forwarded: 0             0
Out/Exc Prof dropped : 0             0
Queue 9           Packets           Octets
In Profile forwarded : 0             0
In Profile dropped  : 0             0
  
```

```

Out/Exc Prof forwarded:    0                0
Out/Exc Prof dropped  :    0                0
Queue 10                  Packets          Octets
In Profile forwarded  :    0                0
In Profile dropped    :    0                0
Out/Exc Prof forwarded:    0                0
Out/Exc Prof dropped  :    0                0

Ingress To-Subscriber
Queue 1                   Packets          Octets
In Profile forwarded  :   39541          46899769
In Profile dropped    :    0                0
Out/Exc Prof forwarded:    1                92
Out/Exc Prof dropped  :    0                0
Queue 2                   Packets          Octets
In Profile forwarded  :   5050          6291204
In Profile dropped    :    0                0
Out/Exc Prof forwarded:    0                0
Out/Exc Prof dropped  :    0                0
Queue 9                   Packets          Octets
In Profile forwarded  :    0                0
In Profile dropped    :    0                0
Out/Exc Prof forwarded:    0                0
Out/Exc Prof dropped  :    0                0
Queue 10                  Packets          Octets
In Profile forwarded  :    0                0
In Profile dropped    :    0                0
Out/Exc Prof forwarded:    0                0
Out/Exc Prof dropped  :    0                0
=====
A:ALU>show>app-assure>group#
  
```

```

*A:ALU>show>app-assure>group# status isa 1/2 qos pools
=====
Pool Information
=====
FP                : 1
Application       : Net-Ing           Pool Name        : default
CLI Config. Resv CBS : Sum
Resv CBS Step    : 0%                Resv CBS Max     : 0%
Amber Alarm Threshold: 0%           Red Alarm Threshold : 0%
-----
Utilization      State      Start-Avg  Max-Avg  Max-Prob
-----
HiPlus-Slope    Down      85%       100%    80%
High-Slope      Down      70%       90%     80%
Low-Slope       Down      50%       75%     80%
Exceed-Slope    Down      30%       55%     80%
Time Avg Factor : 7
Pool Total      : 264192 KB
Pool Shared     : 129024 KB      Pool Resv       : 135168 KB
-----
Current Resv CBS  Provisioned  Rising      Falling      Alarm
%age             all Queues  Alarm Thd   Alarm Thd   Color
-----
Sum              134640 KB  NA          NA          Green
Pool Total In Use : 0 KB
Pool Shared In Use : 0 KB      Pool Resv In Use : 0 KB
WA Shared In Use  : 0 KB
HiPlus-Slope Drop Pr*: 0      Hi-Slope Drop Prob : 0
Lo-Slope Drop Prob : 0      Excd-Slope Drop Prob : 0
=====
  
```

```

Queue Information
=====
Queue : 1 Net=be T=1/*
=====
FC Map          : be
Dest Tap        : 1/*
Admin PIR       : 30000000
Admin CIR       : 0
Admin FIR       : 0
Admin MBS       : 132096 KB
High-Plus Drop T*: 132096 KB
Low Drop Tail   : 116736 KB
CBS             : 132 KB
Slope          : not-applicable
Dest FP         : 1
Oper PIR        : Max
Oper CIR        : 0
Oper FIR        : 0
Oper MBS        : 132096 KB
High Drop Tail  : 132096 KB
Exceed Drop Tail : 119808 KB
Depth          : 0
=====
...
Queue : 16 Net=nc T=31/*
=====
FC Map          : nc
Dest Tap        : MCast
Admin PIR       : 30000000
Admin CIR       : 30000000
Admin FIR       : 0
Admin MBS       : 66048 KB
High-Plus Drop T*: 66048 KB
Low Drop Tail   : 58368 KB
CBS             : 2640 KB
Slope          : not-applicable
Dest FP         : not-applicable
Oper PIR        : Max
Oper CIR        : 30000000
Oper FIR        : 0
Oper MBS        : 66048 KB
High Drop Tail  : 66048 KB
Exceed Drop Tail : 59904 KB
Depth          : 0
No Matching Entries
=====
* indicates that the corresponding row element may have been truncated.
=====
Pool Information
=====
Port            : 1/2/fm-sub
Application     : Net-Egr
CLI Config. Resv CBS : Sum
Resv CBS Step  : 0%
Amber Alarm Threshold: 0%
Pool Name       : default
Resv CBS Max    : 0%
Red Alarm Threshold : 0%
-----
Utilization      State      Start-Avg  Max-Avg    Max-Prob
-----
HiPlus-Slope    Down      85%        100%       80%
High-Slope      Down      70%        90%        80%
Low-Slope       Down      50%        75%        80%
Exceed-Slope    Down      30%        55%        80%
Time Avg Factor : 7
Pool Total      : 116736 KB
Pool Shared     : 66048 KB
Pool Resv       : 50688 KB
-----
Current Resv CBS  Provisioned  Rising      Falling      Alarm
%age             all Queues  Alarm Thd   Alarm Thd   Color
-----
Sum              50520 KB   NA          NA          Green
Pool Total In Use : 0 KB
Pool Shared In Use : 0 KB
WA Shared In Use  : 0 KB
Pool Resv In Use  : 0 KB
HiPlus-Slope Drop Pr*: 0
Lo-Slope Drop Prob : 0
Hi-Slope Drop Prob : 0
Excd-Slope Drop Prob : 0
=====

```

```
Queue Information
=====
Queue : 1 Net=be Port=1/2/fm-sub
=====
FC Map      : be
Dest Tap    : not-applicable      Dest FP      : not-applicable
Admin PIR   : 10000000             Oper PIR     : Max
Admin CIR   : 0                    Oper CIR     : 0
Admin MBS   : 58368 KB             Oper MBS     : 58368 KB
High-Plus Drop T*: 58368 KB       High Drop Tail : 58368 KB
Low Drop Tail : 52224 KB           Exceed Drop Tail : 52224 KB
CBS         : 1176 KB              Depth        : 0
Slope       : not-applicable
=====
Queue : 2 Net=l2 Port=1/2/fm-sub
=====
FC Map      : l2
Dest Tap    : not-applicable      Dest FP      : not-applicable
Admin PIR   : 10000000             Oper PIR     : Max
Admin CIR   : 2500000             Oper CIR     : 2500000
Admin MBS   : 58368 KB             Oper MBS     : 58368 KB
High-Plus Drop T*: 58368 KB       High Drop Tail : 58368 KB
Low Drop Tail : 52224 KB           Exceed Drop Tail : 52224 KB
CBS         : 3552 KB              Depth        : 0
Slope       : not-applicable
=====
Queue : 3 Net=af Port=1/2/fm-sub
=====
FC Map      : af
Dest Tap    : not-applicable      Dest FP      : not-applicable
Admin PIR   : 10000000             Oper PIR     : Max
Admin CIR   : 2500000             Oper CIR     : 2500000
Admin MBS   : 58368 KB             Oper MBS     : 58368 KB
High-Plus Drop T*: 58368 KB       High Drop Tail : 58368 KB
Low Drop Tail : 52224 KB           Exceed Drop Tail : 52224 KB
CBS         : 11712 KB             Depth        : 0
Slope       : not-applicable
=====
Queue : 4 Net=l1 Port=1/2/fm-sub
=====
FC Map      : l1
Dest Tap    : not-applicable      Dest FP      : not-applicable
Admin PIR   : 10000000             Oper PIR     : Max
Admin CIR   : 2500000             Oper CIR     : 2500000
Admin MBS   : 29184 KB             Oper MBS     : 29184 KB
High-Plus Drop T*: 29184 KB       High Drop Tail : 29184 KB
Low Drop Tail : 26112 KB           Exceed Drop Tail : 26112 KB
CBS         : 3552 KB              Depth        : 0
Slope       : not-applicable
=====
Queue : 5 Net=h2 Port=1/2/fm-sub
=====
FC Map      : h2
Dest Tap    : not-applicable      Dest FP      : not-applicable
Admin PIR   : 10000000             Oper PIR     : Max
Admin CIR   : 10000000             Oper CIR     : Max
Admin MBS   : 58368 KB             Oper MBS     : 58368 KB
High-Plus Drop T*: 58368 KB       High Drop Tail : 58368 KB
Low Drop Tail : 52224 KB           Exceed Drop Tail : 52224 KB
CBS         : 11712 KB             Depth        : 0
Slope       : not-applicable
=====
Queue : 6 Net=ef Port=1/2/fm-sub
=====
```

```

=====
FC Map          : ef
Dest Tap        : not-applicable      Dest FP          : not-applicable
Admin PIR       : 10000000             Oper PIR         : Max
Admin CIR       : 10000000             Oper CIR         : Max
Admin MBS       : 58368 KB              Oper MBS         : 58368 KB
High-Plus Drop T*: 58368 KB            High Drop Tail   : 58368 KB
Low Drop Tail   : 52224 KB              Exceed Drop Tail : 52224 KB
CBS             : 11712 KB              Depth           : 0
Slope           : not-applicable
=====
  
```

Queue : 7 Net=h1 Port=1/2/fm-sub

```

=====
FC Map          : h1
Dest Tap        : not-applicable      Dest FP          : not-applicable
Admin PIR       : 10000000             Oper PIR         : Max
Admin CIR       : 10000000             Oper CIR         : 10000000
Admin MBS       : 29184 KB              Oper MBS         : 29184 KB
High-Plus Drop T*: 29184 KB            High Drop Tail   : 29184 KB
Low Drop Tail   : 26112 KB              Exceed Drop Tail : 26112 KB
CBS             : 3552 KB                Depth           : 0
Slope           : not-applicable
=====
  
```

Queue : 8 Net=nc Port=1/2/fm-sub

```

=====
FC Map          : nc
Dest Tap        : not-applicable      Dest FP          : not-applicable
Admin PIR       : 10000000             Oper PIR         : Max
Admin CIR       : 10000000             Oper CIR         : 10000000
Admin MBS       : 29184 KB              Oper MBS         : 29184 KB
High-Plus Drop T*: 29184 KB            High Drop Tail   : 29184 KB
Low Drop Tail   : 26112 KB              Exceed Drop Tail : 26112 KB
CBS             : 3552 KB                Depth           : 0
Slope           : not-applicable
=====
  
```

No Matching Entries

* indicates that the corresponding row element may have been truncated.

Pool Information

```

=====
Port            : 1/2/to-sub
Application     : Net-Egr              Pool Name        : default
CLI Config. Resv CBS : Sum
Resv CBS Step   : 0%                  Resv CBS Max     : 0%
Amber Alarm Threshold: 0%             Red Alarm Threshold : 0%
=====
  
```

Utilization	State	Start-Avg	Max-Avg	Max-Prob
HiPlus-Slope	Down	85%	100%	80%
High-Slope	Down	70%	90%	80%
Low-Slope	Down	50%	75%	80%
Exceed-Slope	Down	30%	55%	80%
Time Avg Factor	: 7			
Pool Total	: 233472 KB			
Pool Shared	: 132096 KB	Pool Resv	: 101376 KB	

Current Resv CBS %age	Provisioned all Queues	Rising Alarm Thd	Falling Alarm Thd	Alarm Color
Sum	101040 KB	NA	NA	Green
Pool Total In Use	: 0 KB			
Pool Shared In Use	: 0 KB	Pool Resv In Use	: 0 KB	

```
WA Shared In Use      : 0 KB
HiPlus-Slope Drop Pr*: 0          Hi-Slope Drop Prob   : 0
Lo-Slope Drop Prob   : 0          Excd-Slope Drop Prob  : 0
=====
Queue Information
=====
Queue : 1 Net=be Port=1/2/to-sub
=====
FC Map                : be
Dest Tap              : not-applicable    Dest FP                : not-applicable
Admin PIR             : 10000000         Oper PIR               : Max
Admin CIR             : 0                Oper CIR               : 0
Admin MBS             : 116736 KB        Oper MBS               : 116736 KB
High-Plus Drop T*    : 116736 KB        High Drop Tail        : 116736 KB
Low Drop Tail        : 104448 KB        Exceed Drop Tail     : 104448 KB
CBS                  : 2352 KB          Depth                  : 0
Slope                 : not-applicable
=====
Queue : 2 Net=l2 Port=1/2/to-sub
=====
FC Map                : l2
Dest Tap              : not-applicable    Dest FP                : not-applicable
Admin PIR             : 10000000         Oper PIR               : Max
Admin CIR             : 25000000        Oper CIR               : 25000000
Admin MBS             : 116736 KB        Oper MBS               : 116736 KB
High-Plus Drop T*    : 116736 KB        High Drop Tail        : 116736 KB
Low Drop Tail        : 104448 KB        Exceed Drop Tail     : 104448 KB
CBS                  : 7104 KB          Depth                  : 0
Slope                 : not-applicable
=====
Queue : 3 Net=af Port=1/2/to-sub
=====
FC Map                : af
Dest Tap              : not-applicable    Dest FP                : not-applicable
Admin PIR             : 10000000         Oper PIR               : Max
Admin CIR             : 25000000        Oper CIR               : 25000000
Admin MBS             : 116736 KB        Oper MBS               : 116736 KB
High-Plus Drop T*    : 116736 KB        High Drop Tail        : 116736 KB
Low Drop Tail        : 104448 KB        Exceed Drop Tail     : 104448 KB
CBS                  : 23424 KB         Depth                  : 0
Slope                 : not-applicable
=====
Queue : 4 Net=l1 Port=1/2/to-sub
=====
FC Map                : l1
Dest Tap              : not-applicable    Dest FP                : not-applicable
Admin PIR             : 10000000         Oper PIR               : Max
Admin CIR             : 25000000        Oper CIR               : 25000000
Admin MBS             : 58368 KB         Oper MBS               : 58368 KB
High-Plus Drop T*    : 58368 KB         High Drop Tail        : 58368 KB
Low Drop Tail        : 52224 KB         Exceed Drop Tail     : 52224 KB
CBS                  : 7104 KB          Depth                  : 0
Slope                 : not-applicable
=====
Queue : 5 Net=h2 Port=1/2/to-sub
=====
FC Map                : h2
Dest Tap              : not-applicable    Dest FP                : not-applicable
Admin PIR             : 10000000         Oper PIR               : Max
Admin CIR             : 10000000        Oper CIR               : Max
Admin MBS             : 116736 KB        Oper MBS               : 116736 KB
High-Plus Drop T*    : 116736 KB        High Drop Tail        : 116736 KB
Low Drop Tail        : 104448 KB        Exceed Drop Tail     : 104448 KB
```

```

CBS          : 23424 KB          Depth          : 0
Slope        : not-applicable
=====
Queue : 6 Net=ef Port=1/2/to-sub
=====
FC Map       : ef
Dest Tap     : not-applicable    Dest FP      : not-applicable
Admin PIR    : 10000000          Oper PIR     : Max
Admin CIR    : 10000000          Oper CIR     : Max
Admin MBS    : 116736 KB         Oper MBS     : 116736 KB
High-Plus Drop T*: 116736 KB     High Drop Tail : 116736 KB
Low Drop Tail : 104448 KB         Exceed Drop Tail : 104448 KB
CBS          : 23424 KB          Depth        : 0
Slope        : not-applicable
=====
Queue : 7 Net=h1 Port=1/2/to-sub
=====
FC Map       : h1
Dest Tap     : not-applicable    Dest FP      : not-applicable
Admin PIR    : 10000000          Oper PIR     : Max
Admin CIR    : 10000000          Oper CIR     : 10000000
Admin MBS    : 58368 KB         Oper MBS     : 58368 KB
High-Plus Drop T*: 58368 KB     High Drop Tail : 58368 KB
Low Drop Tail : 52224 KB         Exceed Drop Tail : 52224 KB
CBS          : 7104 KB           Depth        : 0
Slope        : not-applicable
=====
Queue : 8 Net=nc Port=1/2/to-sub
=====
FC Map       : nc
Dest Tap     : not-applicable    Dest FP      : not-applicable
Admin PIR    : 10000000          Oper PIR     : Max
Admin CIR    : 10000000          Oper CIR     : 10000000
Admin MBS    : 58368 KB         Oper MBS     : 58368 KB
High-Plus Drop T*: 58368 KB     High Drop Tail : 58368 KB
Low Drop Tail : 52224 KB         Exceed Drop Tail : 52224 KB
CBS          : 7104 KB           Depth        : 0
Slope        : not-applicable
No Matching Entries
=====
* indicates that the corresponding row element may have been truncated.
*A:ALU>show>app-assure>group#
  
```

status

Syntax

status

Context

[\[Tree\]](#) (show>router>mld status)

Full Context

show router mld status

Description

This command displays MLD status information.

If MLD is not enabled, the following message appears:

```
A:NYC# show router mld status
MINOR: CLI MLD is not configured.
A:NYC#
```

Platforms

All

Output

The following is an example of MLD status information [Table 529: MLD Status Fields](#) provides MLD status field descriptions.

Sample Output

```
*A:ALA-BA# show router mld status
=====
MLD Status
=====
Admin State           : Up
Oper State            : Up
Query Interval        : 125
Last Listener Query Interval : 1
Query Response Interval : 10
Robust Count          : 2
=====
*A:ALA-BA#
```

Table 529: MLD Status Fields

Label	Description
Admin State	The administrative status of MLD.
Oper State	The current operating state of this MLD protocol instance on this router.
Query Interval	The frequency at which MLD query packets are transmitted.
Last Listener Query Interval	The maximum response time inserted into group-specific queries sent in response to leave group messages, and is also the amount of time between group-specific query messages.
Query Response Interval	The maximum query response time advertised in MLDv2 queries.
Robust Count	The number of times the router will retry a query.

status

Syntax

status

Context

[\[Tree\]](#) (show>router>msdp status)

Full Context

show router msdp status

Description

This command displays MSDP status information.

Platforms

All

Output

The following is an example of MSDP status information. [Table 530: MSDP Status Fields](#) provides MSDP status field descriptions.

Table 530: MSDP Status Fields

Label	Description
Admin State	The administrative state.
Local Address	The local IP address.
Active Src Limit	The active source limit.
Act Src Lim Excd	The active source limit which has been exceeded.
Num. Peers	The number of peers.
Num. Peers Estab	The number of peers established.
Num. Source Active	The number of active sources.
Policies	The policy to export source active state from the source active list into MSDP.
Data Encapsulation	The rendezvous point (RP) using MSDP to encapsulate multicast data received in MSDP register messages inside forwarded MSDP source-active messages - enabled or disabled.
Rate	The receive message rate.
Time	The receive message time.

Label	Description
Threshold	The number of MSDP messages that can be processed before the MSDP message rate limiting function is activated.
RPF Table	The name of the reverse path forwarding table.
Last msdp Enabled	The time the last MSDP was triggered.

Sample Output

```
A:ALA-48# show router msdp status
=====
MSDP Status
=====
Admin State                : Up
Local Address              : None
Global Statistics
Active Src Limit          : None
Act Src Lim Excd          : 0
Num. Peers                 : 1
Num. Peers Estab          : 1
Num. Source Active        : 10
Policies                   : None
Data Encapsulation        : Enabled
Receive Msg Rate
Rate                       : 0
Time                       : 0
Threshold                  : 0
Last Msdp Enabled         : 08/30/2002 03:21:43
=====
A:ALA-48#
```

status

Syntax

status [**detail**] [*family*]

Context

[\[Tree\]](#) (show>router>pim status)

Full Context

show router pim status

Description

This command displays PIM status. The Oper Status reflects the combined operational status of IPv4 or IPv6 PIM protocol status. If both are down, then Oper Status is reflected as down. If IPv4 or IPv6 reflects up, the Oper Status reflects up.

If PIM is not enabled, the following message appears:

```
A:NYC# show router pim status
```

```
MINOR: CLI PIM is not configured.
A:NYC#
```

Parameters

detail

Displays detailed status information.

family

Displays status information for the specified family.

Values ipv4, ipv6

Platforms

All

Output

The following displays an example of a PIM status configuration. [Table 531: PIM Status Output Fields](#) provides PIM status output field descriptions.

Sample Output

```
A:dut-d# show router pim status
=====
PIM Status ipv4
=====
Admin State           : Up
Oper State            : Up
IPv4 Admin State     : Up
IPv4 Oper State      : Up
BSR State             : Accept Any
Elected BSR
  Address              : None
  Expiry Time          : N/A
  Priority              : N/A
  Hash Mask Length    : 30
  Up Time              : N/A
  RPF Intf towards E-BSR : N/A
Candidate BSR
  Admin State         : Down
  Oper State          : Down
  Address             : None
  Priority             : 0
  Hash Mask Length   : 30
Candidate RP
  Admin State         : Down
  Oper State          : Down
  Address             : 0.0.0.0
  Priority             : 192
  Holdtime            : 150
Auto-RP               : Disabled
Multicast-Fast-Failover : Disabled
SSM-Default-Range    : Enabled
SSM-Assert-Comp-Mode : Disabled
SSM-Group-Range     : None
MC-ECMP-Hashing      : Disabled
MC-ECMP-Hashing-Rebalance : Disabled
Enable-MDT-SPT       : Disabled
```

```

Policy : None
RPF Table : rtable-u
Non-DR-Attract-Traffic : Disabled
Rpf-Vector : None
ESM : Disabled
SSM S,G Scaling (upto 256K) : Enabled (fabric optimization off)
=====
A:dut-d#
    
```

Table 531: PIM Status Output Fields

Label	Description
Admin State	The administrative status of PIM.
Oper State	The current operating state of this PIM protocol instance.
BSR State	The state of the router with respect to the Bootstrap mechanism.
Address	The address of the elected Bootstrap router.
Expiry Time	The time remaining before the router sends the next Bootstrap message.
Priority	The priority of the elected Bootstrap router. The higher the value, the higher the priority.
Hash Mask Length	The hash mask length of the Bootstrap router.
Up Time	The time since the current E-BSR became the Bootstrap router.
RPF Intf towards	The RPF interface towards the elected BSR. The value is zero if there is no elected BSR in the network.
Address	The address of the candidate BSR OS.
Expiry Time	The time remaining before the router sends the next Bootstrap message.
Auto-RP	Displays if auto-RP functionality is enabled or disabled.
Priority	The priority of the Bootstrap router. The higher the value, the higher the priority.
Hash Mask Length	The hash mask length of the candidate Bootstrap router.
Up Time	The time since becoming the Bootstrap router.
Admin State	The administrative status of CRP.
Oper State	The current operating state of the C-RP mechanism.
Address	The local RP address.
Priority	The CRP's priority for becoming a rendezvous point (RP). A 0 value is the highest priority.

Label	Description
Holdtime	The hold time of the candidate RP. It is used by the Bootstrap router to time out the RP entries if it does not listen to another CRP advertisement within the holdtime period.
Policy	The PIM policies for a particular PIM instance.
Default Group	The default core group address.
RPF Table	The route table used for RPF check.
MC-ECMP-Hashing	Displays whether hash-based multicast balancing of traffic over ECMP links is enabled or disabled.
SSM S,G Scaling (up to 256K)	The status of PIM SSM scaling.

status

Syntax

status

Context

[\[Tree\]](#) (show>router>p2mp-sr-tree status)

Full Context

show router p2mp-sr-tree status

Description

This command displays P2MP SR tree status information.

Platforms

All

Output

The following output is an example of P2MP SR tree status information.

Sample Output

```
A:swsim103>show>router>p2mp-sr-tree# status
=====
P2MP-SR-TREE Status
=====
Admin Status      : Up                Oper Status      : Up
Reserved Lbl Blk : treeSID
=====
```

status

Syntax

status

Context

[\[Tree\]](#) (show>li status)

Full Context

show li status

Description

This command displays LI status information.

Platforms

All

Output

The following output displays information about the LI status.

Sample Output

```
*A:sim138# show li status
=====
Lawful Intercept Status Information
=====
LI Booted Config Status      : fail
LI Local Save Allowed       : yes
Separate LI administration   : no
Last LI Config Save Time    : N/A
Last Config Save Result     : none
Changes Since Last Save     : yes
Last LI Config Modified Time : 2008/01/11 10:24:30
=====
*A:sim138#
```

status

Syntax

status

Context

[\[Tree\]](#) (show>cflowd status)

Full Context

show cflowd status

Description

This command displays basic information regarding the administrative and operational status of cflowd.

Platforms

All

Output

The following output is an example of cflowd status information, and [Table 532: Show cflowd Status Fields](#) describes the output fields.

Sample Output

```
*A:Dut-C>config>cflowd# /show cflowd status
=====
Cflowd Status
=====
Cflowd Admin Status : Enabled
Cflowd Oper Status  : Enabled
Cflowd Export Mode  : Automatic
Active Flow Timeout : 30 minutes
Inactive Flow Timeout : 10 seconds
Template Retransmit  : 600 seconds
Cache Size           : 65536 entries
Overflow             : 1%
Aggregation Summary : (Not Specified)
VRtr If Index Context: global
Analyze GRE          : [Enabled | Disabled]
Analyze L2TPv2       : [Enabled | Disabled]
Analyze IPV4overV6   : [Enabled | Disabled]
Active Flows         : 0
Dropped Flows        : 0
Total Pkts Rcvd     : 2
Total Pkts Dropped   : 0
Overflow Events      : 0

Raw Flow Counts      Aggregate Flow Counts
Flows Created        2                      0
Flows Matched        0                      0
Flows Flushed        2                      0
=====
Sample Profile Info
=====
Profile Id           Sample Rate
-----
1                     1000
=====
Version Info
=====
Version Status      Sent           Open           Errors
-----
5 Disabled          0             0             0
8 Disabled          0             0             0
9 Disabled          0             0             0
10 Enabled          1             0             0
=====
```

Table 532: Show cflowd Status Fields

Label	Description
Cflowd Admin Status	The desired administrative state for this cflowd remote collector host
Cflowd Oper Status	The current operational status of this cflowd remote collector host
Active Flow Timeout	The maximum amount of time, in minutes, before an active flow will be exported; if an individual flow is active for this amount of time, the flow is exported and a new flow is created
Inactive Flow Timeout	Inactive flow timeout in seconds
Template Retransmit	The time in seconds before template definitions are sent
Cache Size	The maximum number of active flows to be maintained in the flow cache table
Overflow	The percentage number of flows to be flushed when the flow cache size has been exceeded
Analyze GRE	Displays whether cflowd analysis of the inner IP packet in a sampled GRE packet that is transiting the local router is enabled or disabled
Analyze L2TPv2	Displays whether cflowd looking for and analyzing the inner IP header of an L2TPv2 frame is enabled or disabled
Analyze IPv4overV6	Displays whether cflowd looking for and analyze the inner IPv4 header of IPv4overIPv6 frames that include MAP-E as well as DS-Lite and SAM traffic is enabled or disabled
Sample Rate	The rate at which traffic is sampled and forwarded for cflowd analysis: one (1) — all packets are analyzed 1000 (default) — every 1000th packet is analyzed
Active Flows	The current number of active flows being collected
Total Pkts Rcvd	The total number of packets sampled and forwarded for cflowd analysis
Total Pkts Dropped	The total number of packets dropped
Aggregation Info:	
Type	The type of data to be aggregated and to the collector
Status	enabled — specifies that the aggregation type is enabled

Label	Description
	disabled — specifies that the aggregation type is disabled
Sent	The number of packets with flow data sent to the associated collector
Open	This counter shows the number of partially filled packets which have some flow data but are not yet filled or have been timed out (60 seconds maximum)
Error	This counter increments when there was an error during exporting of the collector packet; the most common reason will be a UDP unreachable destination for the configured collector
Overflow events	The number of times the active cache overflowed
Dropped Flows	Total number of flows dropped due to cache overflow events

status

Syntax

status

Context

[\[Tree\]](#) (show>router status)

Full Context

show router status

Description

This command displays the router status.

Platforms

All

Output

Router Status Output — The following output is an example of router status information.

There are multiple instances of OSPF. OSPF-0 is persistent. OSPF-1 through OSPF-31 are present when that specific OSPF instance is configured.

Sample Output

```
*A:Dut-C# show router status
=====
Router Status (Router: Base)
=====
Admin State                               Oper State
```

```

-----
Router                               Up                               Up
OSPFv2                               Not configured                 Not configured
RIP                                   Not configured                 Not configured
RIP-NG                               Not configured                 Not configured
ISIS-0                               Up                               Up
MPLS                                  Up                               Up
RSVP                                  Up                               Up
LDP                                   Not configured                 Not configured
BGP                                   Not configured                 Not configured
IGMP                                  Not configured                 Not configured
MLD                                   Not configured                 Not configured
PIM                                   Not configured                 Not configured
PIMv4                                 Not configured                 Not configured
PIMv6                                 Not configured                 Not configured
OSPFv3                               Not configured                 Not configured
MSDP                                  Not configured                 Not configured
BIER                                  Not configured                 Not configured

Max IPv4 Routes                      No Limit
Max IPv6 Routes                      No Limit
Total IPv4 Routes                    27
Total IPv6 Routes                    27
Max Multicast Routes                 No Limit
Total IPv4 Mcast Routes              PIM not configured
Total IPv6 Mcast Routes              PIM not configured
ECMP Max Routes                      64
Weighted ECMP                        Strict
Mcast Info Policy                    default
Triggered Policies                   No
Policy reference checks               Disabled
LDP Shortcut                         Disabled
Single SFM Overload                  Disabled
IP Fast Reroute                      Disabled
Entropy Label                        Disabled
ICMP Tunneling                       Disabled
MSS adjust ISA group                 Not configured
Reassembly ISA-BB group               Not configured
Ipv6 Nbr Reachab. time                Not configured          30
IPv6 Nbr stale time (s)              14400
Static Route Hold Down                Disabled
TTL Propagate
  VPRN Local                          vc-only
  VPRN Transit                         vc-only
  Label Route Local                    none
  Label Route Transit                  none
  LSR Label Route                      none
LSP BFD Tail Sessions                 Disabled
Class Forwarding                      Disabled
Mtrace2 Tests                         Disabled
Leak Export                           Disabled
Leak Export Limit                     5
=====
*A:Dut-C#
  
```

Router Status Output —The following output is an example of router status information with Mtrace2 enabled.

Sample Output

```

=====
Router Status (Router: Base)
=====
  
```

	Admin State	Oper State
Router	Up	Up
OSPFv2	Not configured	Not configured
RIP	Not configured	Not configured
RIP-NG	Not configured	Not configured
ISIS	Not configured	Not configured
MPLS	Not configured	Not configured
RSVP	Not configured	Not configured
LDP	Not configured	Not configured
BGP	Not configured	Not configured
IGMP	Not configured	Not configured
MLD	Not configured	Not configured
PIM	Not configured	Not configured
PIMv4	Not configured	Not configured
PIMv6	Not configured	Not configured
OSPFv3	Not configured	Not configured
MSDP	Not configured	Not configured
Max IPv4 Routes	No Limit	
Max IPv6 Routes	No Limit	
Total IPv4 Routes	0	
Total IPv6 Routes	0	
Max Multicast Routes	No Limit	
Total IPv4 Mcast Routes	PIM not configured	
Total IPv6 Mcast Routes	PIM not configured	
ECMP Max Routes	ECMP not configured	
Weighted ECMP	Disabled	
Mcast Info Policy	default	
Triggered Policies	No	
LDP Shortcut	Disabled	
Single SFM Overload	Disabled	
IP Fast Reroute	Disabled	
Entropy Label	Disabled	
ICMP Tunneling	Disabled	
MSS adjust ISA group	Not configured	
Reassembly ISA-BB group	Not configured	
Ipv6 Nbr Reachab. time	Not configured	30
IPv6 Nbr stale time (s)	14400	
Static Route Hold Down	Disabled	
TTL Propagate		
VPRN Local	vc-only	
VPRN Transit	vc-only	
Label Route Local	none	
Label Route Transit	none	
LSR Label Route	none	
LSP BFD Tail Sessions	Disabled	
Class Forwarding	Disabled	
Mtrace2 Tests	Enabled on UDP PORT 5001	

7450 ESS Router Status Output—The following output is an example of router status information for the 7450 ESS:

Sample Output

```
*A:Performance# configure router ospf [1..31] shutdown
*A:Performance# show router status
=====
Router Status (Router: Base)
=====
Admin State      Oper State
-----
```

```

Router      Up      Up
OSPFv2-0   Up      Up
OSPFv2-1   Down    Down
OSPFv2-2   Down    Down
OSPFv2-3   Down    Down
OSPFv2-4   Down    Down
OSPFv2-5   Down    Down
OSPFv2-6   Down    Down
OSPFv2-7   Down    Down
OSPFv2-8   Down    Down
OSPFv2-9   Down    Down
OSPFv2-10  Down    Down
OSPFv2-11  Down    Down
OSPFv2-12  Down    Down
OSPFv2-13  Down    Down
OSPFv2-14  Down    Down
OSPFv2-15  Down    Down
OSPFv2-16  Down    Down
OSPFv2-17  Down    Down
OSPFv2-18  Down    Down
OSPFv2-19  Down    Down
OSPFv2-20  Down    Down
OSPFv2-21  Down    Down
OSPFv2-22  Down    Down
OSPFv2-23  Down    Down
OSPFv2-24  Down    Down
OSPFv2-25  Down    Down
OSPFv2-26  Down    Down
OSPFv2-27  Down    Down
OSPFv2-28  Down    Down
OSPFv2-29  Down    Down
OSPFv2-30  Down    Down
OSPFv2-31  Down    Down
RIP         Up      Up
ISIS       Up      Up
MPLS       Not configured Not configured
RSVP       Not configured Not configured
LDP        Not configured Not configured
BGP        Up      Up
IGMP       Not configured Not configured
PIM        Not configured Not configured
OSPFv3     Not configured Not configured
MSDP       Not configured Not configured
Max Routes No Limit
Total IPv4 Routes 244277
Max Multicast Routes No Limit
Total Multicast Routes PIM not configured
ECMP Max Routes 1
Single SFM Overload Enabled hold-off 30 sec
Single SFM State normal
Single SFM Start 004 19:03:39.680
Single SFM Interval 0d 00:16:06
Reassembly ISA-BB group Not configured
Ipv6 Nbr Reachab. time Not configured 30
Triggered Policies No
=====
*A:Performance#
  
```

Router Status Output for 7750 SR and 7950 XRS—The following output is an example of router status information for the 7750 SR and 7950 XRS:

Sample Output

```
*A:Performance# configure router ospf [1..31] shutdown
*A:Performance# show router status
=====
Router Status (Router: Base)
=====
-----
Admin State      Oper State
-----
Router           Up           Up
OSPFv2-0         Up           Up
OSPFv2-1         Down        Down
OSPFv2-2         Down        Down
OSPFv2-3         Down        Down
OSPFv2-4         Down        Down
OSPFv2-5         Down        Down
OSPFv2-6         Down        Down
OSPFv2-7         Down        Down
OSPFv2-8         Down        Down
OSPFv2-9         Down        Down
OSPFv2-10        Down        Down
OSPFv2-11        Down        Down
OSPFv2-12        Down        Down
OSPFv2-13        Down        Down
OSPFv2-14        Down        Down
OSPFv2-15        Down        Down
OSPFv2-16        Down        Down
OSPFv2-17        Down        Down
OSPFv2-18        Down        Down
OSPFv2-19        Down        Down
OSPFv2-20        Down        Down
OSPFv2-21        Down        Down
OSPFv2-22        Down        Down
OSPFv2-23        Down        Down
OSPFv2-24        Down        Down
OSPFv2-25        Down        Down
OSPFv2-26        Down        Down
OSPFv2-27        Down        Down
OSPFv2-28        Down        Down
OSPFv2-29        Down        Down
OSPFv2-30        Down        Down
OSPFv2-31        Down        Down
RIP              Up           Up
ISIS             Up           Up
MPLS             Not configured Not configured
RSVP             Not configured Not configured
LDP              Not configured Not configured
BGP              Up           Up
IGMP             Not configured Not configured
PIM              Not configured Not configured
OSPFv3          Not configured Not configured
MSDP             Not configured Not configured
Max Routes       No Limit
Total IPv4 Routes 244277
Total IPv6 Routes 0
Max Multicast Routes No Limit
Total Multicast Routes PIM not configured
ECMP Max Routes 1
Single SFM Overload Enabled          hold-off 30 sec
Single SFM State normal
Single SFM Start 004 19:03:39.680
Single SFM Interval 0d 00:16:06
Reassembly ISA-BB group Not configured
Ipv6 Nbr Reachab. time Not configured
```

30

```
Triggered Policies      No
=====
*A:Performance#
```

Class Forwarding—The following output is an example for checking if class-based forwarding is enabled in the global router context.

Sample Output

```
*A:Dut-B>show>router# show router "Base" status
=====
Router Status (Router: Base)
=====
```

	Admin State	Oper State
Router	Up	Up
OSPFv2	Not configured	Not configured
RIP	Not configured	Not configured
RIP-NG	Not configured	Not configured
ISIS-0	Up	Up
MPLS	Up	Up
RSVP	Up	Up
LDP	Not configured	Not configured
BGP	Up	Up
IGMP	Not configured	Not configured
MLD	Not configured	Not configured
PIM	Not configured	Not configured
PIMv4	Not configured	Not configured
PIMv6	Not configured	Not configured
OSPFv3	Not configured	Not configured
MSDP	Not configured	Not configured
Max IPv4 Routes	No Limit	
Max IPv6 Routes	No Limit	
Total IPv4 Routes	262	
Total IPv6 Routes	262	
Max Multicast Routes	No Limit	
Total IPv4 Mcast Routes	PIM not configured	
Total IPv6 Mcast Routes	PIM not configured	
ECMP Max Routes	64	
Weighted ECMP	Disabled	
Mcast Info Policy	default	
Triggered Policies	No	
LDP Shortcut	Disabled	
Single SFM Overload	Disabled	
IP Fast Reroute	Disabled	
Entropy Label	Disabled	
ICMP Tunneling	Enabled	
MSS adjust ISA group	Not configured	
Reassembly ISA-BB group	Not configured	
Ipv6 Nbr Reachab. time	Not configured	30
IPv6 Nbr stale time (s)	14400	
Static Route Hold Down	Disabled	
TTL Propagate		
VPRN Local	vc-only	
VPRN Transit	vc-only	
Label Route Local	none	
Label Route Transit	none	
LSR Label Route	none	
LSP BFD Tail Sessions	Disabled	
Class Forwarding	Enabled	

```
=====
```

TTL Propagation and ICMP Tunneling—The following output is an example of TTL propagation and ICMP tunneling configurations, first in base router and then in a VPRN service.

Sample Output

```
*A:Performance# show router status
=====
Router Status (Router: Base)
=====
-----
Admin State      Oper State
-----
Router           Up           Up
OSPFv2-0        Up           Up
OSPFv2-2        Down        Down
RIP              Not configured Not configured
RIP-NG          Not configured Not configured
ISIS-0          Up           Up
ISIS-1024       Down        Down
MPLS            Down        Down
RSVP            Down        Down
LDP             Up           Down
BGP             Up           Down
IGMP
MLD
PIM
PIMv4
PIMv6
OSPFv3
MSDP

Max IPv4 Routes      No Limit
Max IPv6 Routes      No Limit
Total IPv4 Routes    0
Total IPv6 Routes    0
Max Multicast Routes No Limit
Total IPv4 Mcast Routes PIM not configured
Total IPv6 Mcast Routes PIM not configured
ECMP Max Routes      1
Mcast Info Policy    default
Triggered Policies  No
LDP Shortcut         Disabled
Single SFM Overload Disabled
IP Fast Reroute      Disabled
ICMP Tunneling       Disabled
Reassembly ISA-BB group Not configured
ICMP Tunneling       Disabled
Ipv6 Nbr Reachab. time Not configured    30
IPv6 Nbr stale time (s) 14400
VPRN Local TTL Propagate vc-only
VPRN Transit TTL Propag* vc-only
Label Route Local TTL P* none
Label Route Transit TTL* none
LSR Label Route TTL Pro* none
=====
* indicates that the corresponding row element may have been truncated.
*B:bkvm31#
```

VPRN TTL Propagation and ICMP Tunneling—The following output is an example of TTL propagation and ICMP tunneling configurations in a VPRN service. The TTL propagation has been specified as local and all for VPRN service 5001.

Sample Output

```
*A:Dut-A# configure service vprn 5001 ttl-propagate local all
*A:Dut-A# show router 5001 status

=====
Router Status (Service: 5001)
=====
-----
Admin State                               Oper State
-----
Router                                    Up
OSPFv2                                    Not configured
RIP                                        Not configured
RIP-NG                                    Not configured
ISIS                                       Not configured
MPLS                                       Not configured
RSVP                                       Not configured
LDP                                        Not configured
BGP                                        Not configured
IGMP                                       Not configured
MLD                                        Not configured
PIM                                        Not configured
PIMv4                                     Not configured
PIMv6                                     Not configured
OSPFv3                                    Not configured
MSDP                                       Not configured

Max IPv4 Routes                          No Limit
Max IPv6 Routes                          No Limit
Total IPv4 Routes                         2
Total IPv6 Routes                         2
Max Multicast Routes                     No Limit
Total IPv4 Mcast Routes                  PIM not configured
Total IPv6 Mcast Routes                  PIM not configured
ECMP Max Routes                          1
Mcast Info Policy                        default
Triggered Policies                       No
GRT Lookup                               Disabled
Local Management                        Disabled
Single SFM Overload                     Disabled
IP Fast Reroute                         Disabled
ICMP Tunneling                          Disabled
Reassembly ISA-BB group                 Not configured
ICMP Tunneling                          Disabled
Ipv6 Nbr Reachab. time                  Not configured          30
VPRN Local TTL Propagate                 all
VPRN Transit TTL Propag* inherit (vc-only)

=====
* indicates that the corresponding row element may have been truncated.
*A:Dut-A#
```

status

Syntax

status

Context

[\[Tree\]](#) (show>router>rib-api status)

Full Context

show router rib-api status

Description

This command displays RIB-API status information.

Platforms

All

Output

The following output is an example of RIB-API status information.

Sample Output

```
*A:Dut-A# /show router rib-api status
=====
Rib-API Status
=====
MPLS Admin      Reserved Label Block Name
Status
-----
Up              ribapi
=====
```

status

Syntax

status

Context

[\[Tree\]](#) (clear>application-assurance>group status)

Full Context

clear application-assurance group status

Description

This command clears application assurance system statistics.

Platforms

7450 ESS, 7750 SR, 7750 SR-e, 7750 SR-s, VSR

status

Syntax

status

Context

[\[Tree\]](#) (show>router>isis status)

Full Context

show router isis status

Description

This command displays information regarding IS-IS status.

Platforms

All

Output

The following output is an example of IS-IS status, and [Table 533: IS-IS Status Output Fields](#) describes the output fields.

Sample Output

```

=====
*A:Dut-A# show router isis status
=====
Rtr Base ISIS Instance 0 Status
=====
ISIS Cfg System Id   : 0000.0000.0000
ISIS Oper System Id  : 0100.2000.1001
ISIS Cfg Router Id   : 0.0.0.0
ISIS Oper Router Id  : 10.20.1.1
ASN                  : 0
Admin State          : Up
Oper State           : Up
Ipv4 Routing         : Enabled
Ipv6 Routing         : Disabled
Mcast Ipv4 Routing   : Enabled, Native
Mcast Ipv6 Routing   : Disabled
Last Enabled         : 07/06/2017 21:29:26
Level Capability     : L1L2
Authentication Check : True
Auth Keychain        : Disabled
Authentication Type  : None
CSNP-Authentication : Enabled
HELLO-Authentication : Enabled
PSNP-Authentication : Enabled
Traffic Engineering  : Enabled
Graceful Restart     : Disabled
GR Helper Mode       : Disabled
Overload-On-Boot Tim*: 0
Overload Max-Metric  : False
Overload-On-Boot Max*: False
Ovl Export Interlevel: Disabled
Ovl Export External  : Disabled
  
```

```

LSP Lifetime : 1200
LSP Refresh Half Int*: 600 (Config) 600 (Oper)
LSP Wait : 5000 ms (Max) 10 ms (Initial) 1000 ms (Second)
LSP MTU Size : 1492 (Config)
L1 LSP MTU Size : 1492 (Config) 1492 (Oper)
L2 LSP MTU Size : 1492 (Config) 1492 (Oper)
L1 MAX LSP MTU Size : 9187
L2 MAX LSP MTU Size : 1497
Adjacency Check : loose
L1 Auth Keychain : Disabled
L1 Auth Type : none
L1 CSNP-Authenticati*: Enabled
L1 HELLO-Authenticat*: Enabled
L1 PSNP-Authenticati*: Enabled
L1 Preference : 15
L1 Ext. Preference : 160
L1 Wide Metrics : Disabled
L1 LSDB Overload : Disabled
L1 LSPs : 1
L1 Default Metric : 10
L1 IPv6 Def Metric : 10
L1 Mcast IPv4 Def Me*: 10
L1 Mcast IPv6 Def Me*: 10
L1 Adv Router Cap : Enabled
Last SPF : 07/06/2017 21:30:10
SPF Wait : 10000 ms (Max) 1000 ms (Initial) 1000 ms (Second)
Multi-topology : Disabled
IPv6-Unicast MT2 : Disabled
IPv4-Multicast MT3 : Disabled
IPv6-Multicast MT4 : Disabled
Area Addresses : 30.31
Total Exp Routes(L1) : 0
Standard Multi-Insta*: Disabled
IID TLV : Disabled
Prefix Attributes TLV: Disabled
All-L1-MacAddr (Cfg) : 01:80:c2:00:00:14
L2 Auth Keychain : Disabled
L2 Auth Type : none
L2 CSNP-Authenticati*: Enabled
L2 HELLO-Authenticat*: Enabled
L2 PSNP-Authenticati*: Enabled
L2 Preference : 18
L2 Ext. Preference : 165
L2 Wide Metrics : Enabled
L2 LSDB Overload : Disabled
L2 LSPs : 6
L2 Default Metric : 10
L2 IPv6 Def Metric : 10
L2 Mcast IPv4 Def Me*: 10
L2 Mcast IPv6 Def Me*: 10
L2 Adv Router Cap : Enabled
Export Policies : None
Import Policies : None
LFA Policies : None
Multicast Import : None
Advertise-Passive-On*: Disabled
Ignore Attached Bit : Disabled
Suppress Attached Bit: Disabled
Default Route Tag : None
Rib Prio List High : None
Rib Prio Tag High : None
Ldp Sync Admin State : Up
LDP-over-RSVP : Disabled
IGP-Shortcut : Disabled
  
```

```
IPv4 IGP SC Tunn-Nhop: Res-Disabled
IPv6 IGP SC Tunn-Nhop: Res-Disabled
SRv4 IGP SC Tunn-Nhop: Res-Disabled
SRv6 IGP SC Tunn-Nhop: Res-Disabled
Advertise-Tunnel-Link: Disabled
Export Limit          : 0
Exp Lmt Log Percent  : 0
Total Exp Routes(L2) : 0
All-L2-MacAddr (Cfg) : 01:80:c2:00:00:15
Loopfree-Alternate   : Disabled
Remote-LFA           : Disabled
Max PQ Cost          : 4261412864
TI-LFA              : Disabled
Max SR FRR Labels    : 2
L1 LFA              : Included
L2 LFA              : Included
Advertise Router Cap : Area
Hello Padding        : Disabled
L1 Hello Padding     : Disabled
L2 Hello Padding     : Disabled
Ignore Lsp Errors    : Disabled
Ignore Narrow Metric : Disabled
Reference Bandwidth  : 0
Ucast Import Disable : None
Segment Routing      : Up
Mapping Server       : Down
Purge Originator Id : Disabled
Entropy Label        : Enabled
Override ELC         : Enabled
```

```
=====
* indicates that the corresponding row element may have been truncated.
*A:Dut-A#
```

The following sample output and detail sample output show LFA policies configured in the **configure router isis** context.

```
*A:SRR# show router isis status

=====
Rtr Base ISIS Instance 0 Status
=====
ISIS Cfg System Id      : 0000.C0A8.0001
ISIS Oper System Id    : 0000.C0A8.0001
ISIS Cfg Router Id     : 0.0.0.0
ISIS Oper Router Id    : 10.20.1.3
Admin State            : Up
Oper State             : Up
Ipv4 Routing           : Enabled
Ipv6 Routing           : Disabled
Mcast Ipv4 Routing     : Enabled, Native
Mcast Ipv6 Routing     : Disabled
Last Enabled           : 04/29/2014 15:14:33
Level Capability       : L1
Authentication Check   : True
Auth Keychain          : Disabled
Authentication Type    : None
CSNP-Authentication    : Enabled
HELLO-Authentication   : Enabled
PSNP-Authentication    : Enabled
Traffic Engineering    : Disabled
Graceful Restart       : Disabled
GR Helper Mode         : Disabled
Overload-On-Boot Tim* : 0
```

```

Overload Max-Metric : False
Overload-On-Boot Max* : False
LSP Lifetime : 1200
LSP Refresh Interval : 600
LSP Wait : 5 sec (Max) 0 sec (Initial) 1 sec (Second)
LSP MTU Size : 1492 (Config) 1492 (Oper)
Adjacency Check : loose
L1 Auth Keychain : Disabled
L1 Auth Type : none
L1 CSNP-Authenticati* : Enabled
L1 HELLO-Authenticat* : Enabled
L1 PSNP-Authenticati* : Enabled
L1 Preference : 15
L1 Ext. Preference : 160
L1 Wide Metrics : Enabled
L1 LSDB Overload : Disabled
L1 LSPs : 5
L1 Default Metric : 10
L1 IPv6 Def Metric : 10
L1 Mcast IPv4 Def Me* : 10
L1 Mcast IPv6 Def Me* : 10
Last SPF : 04/29/2014 15:22:13
SPF Wait : 10 sec (Max) 1000 ms (Initial) 1000 ms (Second)
Multi-topology : Disabled
IPv6-Unicast MT2 : Disabled
IPv4-Multicast MT3 : Disabled
IPv6-Multicast MT4 : Disabled
Area Addresses : 49.0001
Total Exp Routes(L1) : 1
IID TLV : Disabled
Prefix Attributes TLV: Disabled
All-L1-MacAddr : 01:80:c2:00:00:14
L2 Auth Keychain : Disabled
L2 Auth Type : none
L2 CSNP-Authenticati* : Enabled
L2 HELLO-Authenticat* : Enabled
L2 PSNP-Authenticati* : Enabled
L2 Preference : 18
L2 Ext. Preference : 165
L2 Wide Metrics : Disabled
L2 LSDB Overload : Disabled
L2 LSPs : 0
L2 Default Metric : 10
L2 IPv6 Def Metric : 10
L2 Mcast IPv4 Def Me* : 10
L2 Mcast IPv6 Def Me* : 10
Export Policies : static
LFA Policies : pol1
: pol2
: pol3
: pol4
: pol5
Multicast Import : None
Advertise-Passive-On* : Disabled
Suppress Default : Disabled
Default Route Tag : None
Ldp Sync Admin State : Up
LDP-over-RSVP : Disabled
IGP-Shortcut : Disabled
Advertise-Tunnel-Link: Disabled
Export Limit : 0
Exp Lmt Log Percent : 0
Total Exp Routes(L2) : 0
All-L2-MacAddr : 01:80:c2:00:00:15
  
```

```

Loopfree-Alternate : Enabled
L1 LFA             : Included
L2 LFA             : Included
Advertise Router Cap : disable
Hello Padding      : disable
=====
* indicates that the corresponding row element may have been truncated.
*A:SRR#

*A:SRR# show router isis interface "DUTC_TO_DUTE.1.0" detail

=====
Rtr Base ISIS Instance 0 Interfaces (detail)
=====
-----
Interface       : DUTC_TO_DUTE.1.0           Level Capability: L1L2
Oper State      : Up                         Admin State      : Up
Auth Keychain   : Disabled
Auth Type       : None                       Auth State      : Enabled
Circuit Id      : 3                          Retransmit Int. : 5
Type            : Broadcast                  LSP Pacing Int. : 100
Oper Type       : Broadcast                  CSNP Int.       : 10
Mesh Group      : Inactive                   BER             : none
LFA NH Template : "template1"              Bfd Enabled     : No
Topology        : IPv4-Unicast, IPv6-Unicast, IPv4-Multicast, IPv6-Multicast
Te Metric       : 0                          Te State        : Down
Admin Groups    : None
Ldp Sync        : outOfService               Ldp Sync Wait   : Disabled
Ldp Timer State : Disabled                   Ldp Tm Left     : 0
Route Tag       : None                       LFA             : Included

Level          : 1                          Adjacencies     : 0
Desg. IS       : Dut-C
Auth Keychain  : Disabled
Auth Type      : None                       Metric          : 10
Hello Timer    : 9                          IPv6-Ucast-Met : 10
Priority       : 64                          IPv6-Mcast-Met : 10
Passive        : No                          IPv4-Mcast-Met : 10
SD-Offset     : 0                            SF-Offset      : 0
Hello Mult.    : 3

Level          : 2                          Adjacencies     : 0
Desg. IS       : Dut-C
Auth Keychain  : Disabled
Auth Type      : None                       Metric          : 10
Hello Timer    : 9                          IPv6-Ucast-Met : 10
Priority       : 64                          IPv6-Mcast-Met : 10
Passive        : No                          IPv4-Mcast-Met : 10
SD-Offset     : 0                            SF-Offset      : 0
Hello Mult.    : 3
=====
*A:SRR#

```

Sample Output

The following sample output and detail sample output with flexible algorithms enabled.

```

A:Dut-A# show router isis 0 status
=====
Rtr Base ISIS Instance 0 Status
=====
ISIS Cfg System Id       : 4900.0000.0001
ISIS Oper System Id      : 4900.0000.0001

```

```

ISIS Cfg Router Id      : 10.20.1.1
ISIS Oper Router Id    : 10.20.1.1
ASN                    : 0
Admin State            : Up
Oper State             : Up
Ipv4 Routing           : Enabled
Ipv6 Routing           : Disabled
Mcast Ipv4 Routing     : Enabled, Native
Mcast Ipv6 Routing     : Disabled
Last Enabled           : 05/28/2020 13:17:48
Level Capability       : L1L2
Authentication Check   : True
Auth Keychain          : Disabled
Authentication Type    : None
CSNP-Authentication    : Enabled
HELLO-Authentication  : Enabled
PSNP-Authentication    : Enabled
Traffic Engineering    : Disabled
Oper IPv6 TE Router Id : ::
Graceful Restart       : Disabled
GR Helper Mode         : Disabled
Overload-On-Boot Timeout : 0
Overload Max-Metric    : False
Overload-On-Boot Max-Metric : False
Ovl Export Interlevel  : Disabled
Ovl Export External    : Disabled
LSP Lifetime           : 1200
LSP Min Remaining Lifetime : N.A.
LSP Refresh Half Interval : 600 (Config) 600 (Oper)
LSP Wait (ms)          : 5000 (Max) 10 (Initial) 1000 (Second)
LSP MTU Size           : 1492 (Config)
L1 LSP MTU Size        : 1492 (Config) 1492 (Oper)
L2 LSP MTU Size        : 1492 (Config) 1492 (Oper)
L1 MAX LSP MTU Size    : 9775
L2 MAX LSP MTU Size    : 1561
Adjacency Check        : loose
L1 Auth Keychain       : Disabled
L1 Auth Type           : none
L1 CSNP-Authentication : Enabled
L1 HELLO-Authentication : Enabled
L1 PSNP-Authentication : Enabled
L1 Preference          : 15
L1 Ext. Preference     : 160
L1 Wide Metrics        : Enabled
L1 LSDB Overload       : Disabled
L1 LSPs                : 1
L1 Default Metric      : 10
L1 IPv6 Def Metric     : 10
L1 Mcast IPv4 Def Metric : 10
L1 Mcast IPv6 Def Metric : 10
L1 Adv Router Cap      : Enabled
L1 Bier Template       : None, Disabled
L1 Total Exp Routes    : 0
All-L1-MacAddr (Cfg)  : 01:80:c2:00:00:14
Last SPF               : 06/03/2020 10:27:06
SPF Wait (ms)         : 10000 (Max) 1000 (Initial) 1000 (Second)
Multi-topology         : Disabled
IPv6-Unicast MT2       : Disabled
IPv4-Multicast MT3     : Disabled
IPv6-Multicast MT4     : Disabled
Area Addresses         : 49.0001
Standard Multi-Instance : Disabled
IID TLV                : Disabled
Prefix Attributes TLV  : Disabled
  
```

```

L2 Auth Keychain           : Disabled
L2 Auth Type               : none
L2 CSNP-Authentication     : Enabled
L2 HELLO-Authentication   : Enabled
L2 PSNP-Authentication    : Enabled
L2 Preference              : 18
L2 Ext. Preference         : 165
L2 Wide Metrics            : Enabled
L2 LSDB Overload           : Disabled
L2 LSPs                    : 3
L2 Default Metric          : 10
L2 IPv6 Def Metric         : 10
L2 Mcast IPv4 Def Metric   : 10
L2 Mcast IPv6 Def Metric   : 10
L2 Adv Router Cap          : Enabled
L2 Bier Template           : None, Disabled
L2 Total Exp Routes        : 0
All-L2-MacAddr (Cfg)      : 01:80:c2:00:00:15
Export Policies            : None
Import Policies            : None
LFA Policies               : None
Multicast Import           : None
Advertise-Passive-Only    : Disabled
Ignore Attached Bit        : Disabled
Suppress Attached Bit      : Disabled
Default Route Tag          : None
Rib Prio List High         : None
Rib Prio Tag High          : None
Ldp Sync Admin State       : Up
LDP-over-RSVP              : Disabled
IGP-Shortcut               : Disabled
IPv4 IGP SC Tunn-Nhop     : Res-Disabled
IPv6 IGP SC Tunn-Nhop     : Res-Disabled
SRv4 IGP SC Tunn-Nhop     : Res-Disabled
SRv6 IGP SC Tunn-Nhop     : Res-Disabled
Advertise-Tunnel-Link     : Disabled
Export Limit               : 0
Exp Lmt Log Percent        : 0
Loopfree-Alternate         : Disabled
Remote-LFA                 : Disabled
Max PQ Cost                : 4261412864
Remote-LFA (node-protect) : Disabled
Max PQ nodes (node-protect) : 16
Augment-route-table        : Disabled
TI-LFA                     : Disabled
Max SR FRR Labels          : 2
TI-LFA (node-protect)     : Disabled
L1 LFA                     : Included
L2 LFA                     : Included
Advertise Router Cap       : Area
Hello Padding              : Disabled
L1 Hello Padding           : Disabled
L2 Hello Padding           : Disabled
Ignore Lsp Errors          : Disabled
Ignore Narrow Metric       : Disabled
Reference Bandwidth        : 0
Ucast Import Disable       : None
Segment Routing            : Up
Flex Algo                   : Up
Mapping Server              : Down
Purge Originator Id        : Disabled
Class Based Forwarding     : Disabled
Entropy Label              : Enabled
Override ELC                : Disabled
  
```



```
Micro loop avoidance      : Disabled fib-delay 15
=====
```

Table 533: IS-IS Status Output Fields

Label	Description
System Id	The configured and operational IS-IS system ID.
Router Id	The configured and operational IS-IS router ID.
Admin State	Up — IS-IS is administratively up.
Oper State	Down — IS-IS is administratively down.
Ipv4 Routing	Enabled — IPv4 routing is enabled. Disabled — IPv4 routing is disabled.
Ipv6 Routing	Disabled — IPv6 routing is disabled. Enabled, Native — IPv6 routing is enabled. Enabled, Multi-topology — Multi-topology TLVs for IPv6 routing is enabled.
Multi-topology	Disabled — Multi-topology TLVs for IPv6 routing is disabled. Enabled — Multi-topology TLVs for IPv6 routing is enabled.
Last Enabled	The date and time when IS-IS was last enabled in the router.
Level Capability	The routing level for the IS-IS routing process.
Authentication Check	True — All IS-IS mismatched protocol packets are rejected. False — Authentication is performed on received IS-IS protocol packets but mismatched packets are not rejected.
Authentication Type	The method of authentication used to verify the authenticity of packets sent by neighboring routers on an IS-IS interface.
Traffic Engineering	Enabled — TE is enabled for the router. Disabled — TE is disabled so that TE metrics are not generated and are ignored when received by this node.
Graceful Restart	Enabled — Graceful restart is enabled for this instance of IS-IS on the router. Disabled — Graceful restart capability is disabled for this instance of IS-IS on the router.
Ldp Sync Admin State	Indicates whether the IGP-LDP synchronization feature is enabled or disabled on all interfaces participating in the OSPF routing protocol.

Label	Description
LFA NH Template	Indicates the LFA template that is applied for the configured LFA policies.
LFA Policies	Indicates the configured LFA policies.
Loopfree-Alternate	Indicates if Loop-Free Alternate (LFA) is enabled or disabled in this IS-IS instance.

status

Syntax

status

Context

[\[Tree\]](#) (show>router>ospf3 status)

[\[Tree\]](#) (show>router>ospf status)

Full Context

show router ospf3 status

show router ospf status

Description

Displays the general status of OSPF.

Platforms

All

Output

OSPF Status Output Fields

[Table 534: OSPF Status Output Fields](#) describes the command output fields for OSPF status.

Table 534: OSPF Status Output Fields

Label	Description
OSPF Router Id	A 32-bit integer uniquely identifying the router in the Autonomous System. The SR OS system defaults to the System IP address or if not configured the 32 least significant bits of the system MAC address.
OSPF Version	The current version number of the OSPF protocol is 2.
OSPF Admin Status	Disabled — Denotes that the OSPF process is disabled on all interfaces.

Label	Description
	Enabled — Denotes that the OSPF process is active on at least one interface.
OSPF Oper Status	Disabled — Denotes that the OSPF process is not operational on all interfaces. Enabled — Denotes that the OSPF process is operational on at least one interface.
Preference	The route preference for OSPF internal routes.
External Preference	The route preference for OSPF external routes.
Backbone Router	False — This variable indicates that this router is not configured as an OSPF back bone router. True — This variable indicates that this router is configured as an OSPF back bone router.
Area Border Router	False — This router is not an area border router. True — This router is an area border router.
AS Border Router	False — This router is not configured as an Autonomous System border router. True — This router is configured as an Autonomous System border router.
OSPF Ldp Sync Admin Status	Indicates whether the IGP-LDP synchronization feature is enabled or disabled on all interfaces participating in the OSPF routing protocol.

Sample Output

```
*A:Dut-A>config>service# show router ospf status
```

```
=====
Rtr Base OSPFv2 Instance 0 Status
=====
OSPF Cfg Router Id       : 0.0.0.0
OSPF Oper Router Id     : 10.20.1.1
OSPF Version            : 2
OSPF Admin Status       : Enabled
OSPF Oper Status        : Enabled
Graceful Restart        : Disabled
GR Helper Mode          : Disabled
GR Strict LSA Checking  : Enabled
Preference               : 10
External Preference     : 150
Backbone Router         : True
Area Border Router      : False
AS Border Router        : False
Opaque LSA Support      : True
Traffic Engineering Support : True
RFC 1583 Compatible     : True
Demand Exts Support     : False
In Overload State       : False
In External Overflow State : False
```

```

Exit Overflow Interval      : 0
Last Overflow Entered      : Never
Last Overflow Exit        : Never
External LSA Limit        : -1
Reference Bandwidth       : 100,000,000 Kbps
Init SPF Delay            : 1000 msec
Sec SPF Delay             : 1000 msec
Max SPF Delay             : 1000 msec
Min LS Arrival Interval   : 1000 msec
Init LSA Gen Delay       : 5000 msec
Sec LSA Gen Delay        : 5000 msec
Max LSA Gen Delay        : 5000 msec
Lsa accumulate           : 1000 msec
Redistribute delay       : 1000 msec
Incremental SPF wait     : 1000 msec
Last Ext SPF Run         : Never
Ext LSA Cksum Sum       : 0x0
OSPF Last Enabled       : 07/06/2017 18:51:52
Unicast Import           : True
Multicast Import         : False
Export Policies          : None
Import Policies          : None
Lfa Policies             : None
OSPF Ldp Sync Admin Status : Enabled
LDP-over-RSVP           : Disabled
IGP-Shortcut            : Disabled
IPv4 IGP SC Tunn-Nhop   : Res-Disabled
Advertise-Tunnel-Link   : Disabled
LFA                     : Disabled
Remote-LFA              : Disabled
Max PQ Cost             : 65535
TI-LFA                  : Disabled
Max SR FRR Labels       : 2
Export Limit            : 0
Export Limit Log Percent : 0
Total Exp Routes        : 0
RIB-priority-high prefix list: None
Segment Routing         : Enabled
Database export         : Disabled
ASN                     : n/a
Entropy Label           : Enabled
Override ELC            : Enabled
=====
  
```

```

*A:Dut-C>config>router>ospf3# show router ospf3 0 status
=====
Rtr Base OSPFv3 Instance 0 Status
=====
OSPF Cfg Router Id      : 10.20.1.3
OSPF Oper Router Id    : 10.20.1.3
OSPF Version            : 3
OSPF Admin Status      : Enabled
OSPF Oper Status       : Enabled
Graceful Restart       : Disabled
GR Helper Mode         : Disabled
GR Strict LSA Checking  : Enabled (operational down)
Preference              : 10
External Preference    : 150
Backbone Router        : False
Area Border Router     : False
AS Border Router       : True
Traffic Engineering Support : False
Demand Exts Support    : False
  
```

```

In Overload State           : False
In External Overflow State  : False
Exit Overflow Interval      : 0
Last Overflow Entered       : Never
Last Overflow Exit         : Never
External LSA Limit         : -1
Reference Bandwidth        : 100,000,000 Kbps
Init SPF Delay             : 1000 msec
Sec SPF Delay              : 1000 msec
Max SPF Delay              : 10000 msec
Min LS Arrival Interval    : 1000 msec
Init LSA Gen Delay         : 5000 msec
Sec LSA Gen Delay          : 5000 msec
Max LSA Gen Delay          : 5000 msec
Lsa accumulate             : 1000 msec
Redistribute delay         : 1000 msec
Incremental SPF wait       : 1000 msec
Last Ext SPF Run           : 10/11/2018 07:39:48
Ext LSA Cksum Sum          : 0x10926
OSPF Last Enabled          : 10/11/2018 07:39:45
Unicast Import             : True
Multicast Import           : False
Export Policies            : static
Import Policies            : None
Lfa Policies               : None
OSPF Ldp Sync Admin Status : Enabled
LDP-over-RSVP              : Disabled
IGP-Shortcut               : Disabled
IPv6 IGP SC Tunn-Nhop     : Res-Disabled
Advertise-Tunnel-Link     : Disabled
LFA                         : Enabled
Remote-LFA                 : Enabled
Max PQ Cost                 : 65535
TI-LFA                     : Disabled
Max SR FRR Labels          : 2
Export Limit                : 0
Export Limit Log Percent   : 0
Total Exp Routes           : 1
RIB-priority-high prefix list: None
Segment Routing            : Enabled
Extended LSA                : sparse
=====
  
```

status

Syntax

status

Context

[\[Tree\]](#) (show>router>isis>srv6 status)

Full Context

show router isis segment-routing-v6 status

Description

This command displays the IS-IS SRv6 status.

Platforms

7450 ESS, 7750 SR, 7750 SR-s, 7950 XRS, VSR

status

Syntax

status

Context

[\[Tree\]](#) (show>subscr-mgmt status)

Full Context

show subscriber-mgmt status

Description

Commands in this context display subscriber management status information.

Platforms

7450 ESS, 7750 SR, 7750 SR-a, 7750 SR-e, 7750 SR-s, VSR

status

Syntax

status

Context

[\[Tree\]](#) (show>app-assure>group>aa-sub>um status)

Full Context

show application-assurance group aa-sub usage-monitor status

Description

This command displays the usage monitor status.

Platforms

7450 ESS, 7750 SR, 7750 SR-e, 7750 SR-s, VSR

status

Syntax

status

Context

[\[Tree\]](#) (show>router>bier status)

Full Context

show router bier status

Description

This command displays the BIER status.

Platforms

All

status

Syntax

status

Context

[\[Tree\]](#) (show>router>gmpls status)

Full Context

show router gmpls status

Description

This command displays GMPLS operation information.

Platforms

7750 SR, 7750 SR-a, 7750 SR-e, 7750 SR-s, 7950 XRS

22.129 steering-profile

steering-profile

Syntax

steering-profile *steering-profile-name*

Context

[\[Tree\]](#) (show>subscr-mgmt steering-profile)

Full Context

show subscriber-mgmt steering-profile

Description

This command displays steering profile information.

Parameters

steering-profile-name

Specifies an existing steering profile name.

Platforms

7450 ESS, 7750 SR, 7750 SR-a, 7750 SR-e, 7750 SR-s, VSR

22.130 sticky-dest

sticky-dest

Syntax

sticky-dest

Context

[\[Tree\]](#) (tools>dump>filter>resources sticky-dest)

Full Context

tools dump filter resources sticky-dest

Description

This command displays information about resources pertaining to sticky destinations timers.

Platforms

All

Output

The following output is an example of sticky destination filter action information.

Sample Output

```
=====
Filter action - Sticky-dest resources
=====
Used   : 1
Free   : 2047
Total  : 2048
=====
```


22.131 sticky-leases

sticky-leases

Syntax

sticky-leases [*hostname*]

Context

[\[Tree\]](#) (show>router>dhcp>server sticky-leases)

Full Context

show router dhcp local-dhcp-server sticky-leases

Description

This command shows either all sticky leases or a single specific sticky lease created under the specified DHCP server.

Parameters

hostname

Specifies the name of the host for which an entry is created.

Platforms

7450 ESS, 7750 SR, 7750 SR-a, 7750 SR-e, 7750 SR-s, VSR

Output

The following output is an example of sticky lease information

Sample Output

```
Node# show router dhcp local-dhcp-server "dhcp_server" sticky-leases
=====
DHCP Server Sticky Leases
=====
Hostname                IP address
-----
test_lease              10.0.0.1
-----
No. of Matching Entries: 1
=====
```

[Table 535: Sticky Leases Field Descriptions](#) describes the sticky leases field descriptions.

Table 535: Sticky Leases Field Descriptions

Field	Description
Hostname	The name of the sticky host
IP address	The IP address of the sticky host
No. of Matching Entries	The total numbers of entries matching the command criteria

sticky-leases

Syntax

sticky-leases hostname [*hostname*]

sticky-leases hostname-prefix [*hostname-prefix*]

Context

[\[Tree\]](#) (clear>router>dhcp>server sticky-leases)

Full Context

clear router dhcp local-dhcp-server sticky-leases

Description

This command clears sticky leases.

Parameters

hostname

Clears information about the name of the host for which an entry is cleared.

hostname-prefix

Clears information about the sub-string of all host names starting with that sub-string.

Platforms

7450 ESS, 7750 SR, 7750 SR-a, 7750 SR-e, 7750 SR-s, VSR

22.132 stop

stop

Syntax

stop

Context

[\[Tree\]](#) (tools>perform>router>l2tp>group stop)

Full Context

tools perform router l2tp group stop

Description

This command triggers an attempt to immediately stop all the L2TP connections within the specified L2TP tunnel group.

Platforms

7450 ESS, 7750 SR, 7750 SR-a, 7750 SR-e, 7750 SR-s, VSR

stop

Syntax

stop

Context

[\[Tree\]](#) (tools>perform>router>l2tp>tunnel stop)

[\[Tree\]](#) (tools>perform>router>l2tp>group>tunnel stop)

Full Context

tools perform router l2tp tunnel stop

tools perform router l2tp group tunnel stop

Description

This command triggers an attempt to immediately stop all the L2TP connections within the specified L2TP tunnel.

Platforms

7450 ESS, 7750 SR, 7750 SR-a, 7750 SR-e, 7750 SR-s, VSR

stop

Syntax

stop [*script-policy-name*] [**owner** *script-policy-owner*] [**all**]

Context

[\[Tree\]](#) (tools>perform>system>script-control>script-policy stop)

Full Context

tools perform system script-control script-policy stop

Description

This command stops the execution of scripts.

Parameters

script-policy-name

Specifies to only stop scripts with the specified script-policy, up to 32 characters.

script-policy-owner

Specifies to only stop scripts that are associated with script-policies with the specified owner, up to 32 characters.

Default TiMOS CLI

all

Specifies to stop all running scripts.

Platforms

All

22.133 stp

stp

Syntax

stp [**detail**]

Context

[\[Tree\]](#) (show>service>id stp)

Full Context

show service id stp

Description

Displays information for the spanning tree protocol instance for the service.

Parameters

detail

Displays detailed information.

Platforms

All

Output

The following output displays an example of service STP information.

Sample Output

```
A:ALA-12# show service id 1 stp
=====
Spanning Tree Information
=====
VPLS Spanning Tree Information
-----
RSTP Admin State : Up           RSTP Oper State : Down
Core Connectivity : Down
Bridge-id        : 04:67:ff:00:00:01

Hold Timer       : 1           Bridge fwd delay : 15
Bridge Hello time : 1           Bridge max age   : 20
Bridge priority  : 1           Topology change  : Inactive
Last Top. change : 0d 00:00:00  Top. change count : 0

Root bridge-id   : 00:03:fa:00:00:00

Root path cost   : 1           Root forward delay: 15
Root hello time  : 1           Root max age      : 20
Root priority    : 0           Root port         : vcp
-----
Spanning Tree Specifics
-----
SAP Identifier   : 1/1/7:0       RSTP State       : Down
STP Port State   : Forwarding    BPDU encap       : dot1d
Port Number      : 2048          Priority          : 128
Cost             : 10            Fast Start       : Disabled
Designated Port  : 34816         Designated Bridge : 02:fa:00:04:54:01
=====
A:ALA-12#
```

The following is an example for the 7450 ESS:

```
ALA-1# show service id 1 stp
=====
Inherited Rstp State (from mVPLS), Service 1
=====
Sap/Spoke Id    Oper-   Prune-   Port-   Managed by   Managed by
                State   State   State   Service      Sap/spoke
-----
1/1/1:2         Down    Pruned   Discarding 101         1/1/1:1
```

```
100:1          Up          Pruned  Discarding  100          100:100
=====
```

Table 536: [Service-ID STP Field Descriptions](#) describes show service-id STP output fields:

Table 536: Service-ID STP Field Descriptions

Label	Description
RSTP Admin State	The administrative state of the Rapid Spanning Tree Protocol instance associated with this service
Core Connectivity	The connectivity status to the core
RSTP Oper State	The operational state of the Rapid Spanning Tree Protocol instance associated with this service. This field is applicable only when STP is enabled on the router.
Bridge-id	The MAC address used to identify this bridge in the network.
Hold Time	The interval length during which no more than two Configuration BPDUs shall be transmitted by this bridge
Bridge fwd delay	The speed of bridge state changes when moving toward the forwarding state
Bridge Hello time	The amount of time between the transmission of Configuration BPDUs
Bridge max age	The maximum age of spanning tree protocol information learned from the network on any port before it is discarded. This is the actual value that this bridge is currently using.
Bridge priority	The priority of the spanning tree protocol instance associated with this service
Topology change	Topology change is currently in progress.
Last Top. change	The time (in hundredths of a second) since the last time a topology change was detected by the Spanning Tree Protocol instance associated with this service
Top. change count	The total number of topology changes detected by the Spanning Tree Protocol instance associated with this service since the management entity was last reset or initialized
Root bridge-id	The Root bridge-id
Root path cost	The Root path cost
Root forward delay	The Root forward delay
Root hello time	The Root hello time

Label	Description
Root max age	The Root maximum age
Root priority	The Root priority level
Root port	The Root port number
SAP Identifier	The SAP identifier
RSTP State	The RSTP state
STP Port State	The STP port state
BPDU encap	The BPDU encapsulation
Port Number	The port number
Priority	The priority level
Cost	The cost
Fast Start	The fast start state
Designated Port	The designated port
Designated Bridge	The designated bridge
Sap/Spoke Id	The SAP or spoke ID
Oper-State	The operational state
Prune-State	The prune state
Port-State	The port state
Managed by Service	The managed service
Managed by Sap/ spoke	The managed SAP or spoke

stp

Syntax

stp

Context

[\[Tree\]](#) (clear>service>id stp)

[\[Tree\]](#) (clear>service>statistics>id stp)

Full Context

```
clear service id stp  
clear service statistics id stp
```

Description

Clears all spanning tree statistics for the service ID.

Platforms

All

22.134 streaming

streaming

Syntax

```
streaming
```

Context

[\[Tree\]](#) (show>oam-pm streaming)

Full Context

```
show oam-pm streaming
```

Description

Commands in this context show OAM performance monitoring telemetry report streaming information.

Platforms

7450 ESS, 7750 SR, 7750 SR-a, 7750 SR-e, 7750 SR-s, 7950 XRS

streaming

Syntax

```
streaming
```

Context

[\[Tree\]](#) (show>snmp streaming)

Full Context

```
show snmp streaming
```


Description

Commands in this context display streaming counters information.

Platforms

All

22.135 sub-ident-policy

sub-ident-policy

Syntax

sub-ident-policy [*sub-ident-policy-name* [**association**]]

sub-ident-policy *sub-ident-policy-name* **script** { **primary** | **secondary** | **tertiary**}

Context

[\[Tree\]](#) (show>subscr-mgmt sub-ident-policy)

Full Context

show subscriber-mgmt sub-ident-policy

Description

This command displays subscriber identification policy information.

Parameters

sub-ident-policy-name

Specifies an existing subscriber identification policy name.

association

Displays information configured with the specified *sub-ident-policy-name*.

script {**primary** | **secondary** | **tertiary**}

Displays information for the specified identification script.

Platforms

7450 ESS, 7750 SR, 7750 SR-a, 7750 SR-e, 7750 SR-s, VSR

Output

The following is an example of subscriber management subscriber identification policy information.

Sample Output

```
B:Dut-A>show>subscr-mgmt# sub-ident-policy
```

```
=====
```

```
Subscriber Identification Policies
```

```
=====
```

```

Name                                     Description
-----
sub_ident_all
sub_ident_pc
-----
Number of Subscriber Identification Policies : 2
=====
B:Dut-A>show>subscr-mgmt#

B:Dut-A>show>subscr-mgmt# sub-ident-policy sub_ident_all
=====
Subscriber Identification Policy sub_ident_all
=====
Sub Profile Map
-----
Key                                     Sub profile
-----
sub_prof100                             sub_prof100
sub_prof110                             sub_prof110
sub_prof120                             sub_prof120
sub_prof130                             sub_prof130
sub_prof140                             sub_prof140
sub_prof230                             sub_prof230
sub_prof80                              sub_prof80
sub_prof81                              sub_prof81
sub_prof90                              sub_prof90
-----
SLA Profile Map
-----
Key                                     SLA profile
-----
sla_prof100_VOIP                         sla_prof100_VOIP
sla_prof110_VOIP                         sla_prof110_VOIP
sla_prof120_VOIP                         sla_prof120_VOIP
sla_prof130_VOIP                         sla_prof130_VOIP
sla_prof140_VOIP                         sla_prof140_VOIP
sla_prof230_VOIP                         sla_prof230_VOIP
sla_prof80_VOIP                          sla_prof80_VOIP
sla_prof81_VOIP                          sla_prof81_VOIP
sla_prof90_VOIP                          sla_prof90_VOIP
-----
Python Scripts
-----
#           Admin Oper  Script
           State State Name
-----
Primary   Down  Down  pyTom.py
Secondary Up    Up    pyTomDebug.py
Tertiary  Up    Up    hardcoded.py
=====
B:Dut-A>show>subscr-mgmt#
B:Dut-A>show>subscr-mgmt# sub-ident-policy sub_ident_all association
=====
Subscriber Identification Policy sub_ident_all
=====
SAP Associations
-----
Service-Id : 80 (VPLS)
- SAP : 1/2/1:80
Service-Id : 90 (VPLS)
- SAP : 1/2/1:90
Service-Id : 100 (VPLS)
- SAP : 1/2/1:100
  
```

```
- SAP : 1/2/1:101
- SAP : 1/2/1:102
Service-Id : 110 (VPLS)
- SAP : 1/2/1:110
- SAP : 1/2/1:111
- SAP : 1/2/1:112
Service-Id : 120 (VPLS)
- SAP : 1/2/1:120
- SAP : 1/2/1:121
- SAP : 1/2/1:122
Service-Id : 130 (VPLS)
- SAP : 1/2/1:130
Service-Id : 140 (VPLS)
- SAP : 1/2/1:140

=====
B:Dut-A>show>subscr-mgmt#

B:Dut-A>show>subscr-mgmt# sub-ident-policy sub_ident_all script primary
=====
Subscriber Identification Policy sub_ident_all
=====
Primary Script
-----
URL          : ftp://xxx:yyy@a.b.c.d/pyTom.py
Admin State  : Down          Oper State : Down
-----
Source (dumped from memory)
-----
Script is not active.
-----
=====
B:Dut-A>show>subscr-mgmt#

B:Dut-A>show>subscr-mgmt# sub-ident-policy sub_ident_all script secondary
=====
Subscriber Identification Policy sub_ident_all
=====
Secondary Script
-----
URL          : ftp://xxx:yyy@a.b.c.d/pyTomDebug.py
Admin State  : Up           Oper State : Up
-----
Source (dumped from memory)
-----
1 import alc
2 yiaddr = alc.dhcp.yiaddr
3 # Subscriber ID equals full client IP address.
4 # Note: IP address 10.10.10.10 yields 'sub-168430090'
5 # and not 'sub-10.10.10.10'
6 alc.dhcp.sub_ident = 'sub-' + str(yiaddr)
7 # DHCP server is configured such that the third byte (field) of the IP
8 # address indicates the session Profile ID.
9 alc.dhcp.sla_profile = 'sp-' + str((yiaddr & 0x0000FF00) >> 8)
-----
B:Dut-A>show>subscr-mgmt#

B:Dut-A>show>subscr-mgmt# sub-ident-policy sub_ident_all script tertiary
=====
Subscriber Identification Policy sub_ident_all
=====
Tertiary Script
```

```

-----
URL      : ftp://xxx:yyy@a.b.c.d/hardcoded.py
Admin State : Up                               Oper State : Up
-----
Source (dumped from memory)
-----
 1 from alc import dhcp
 2
 3 dhcp.sub_ident = 'sub_ident_A_1'
 4 dhcp.sub_profile_string = 'sub_prof_B_2'
 5 dhcp.sla_profile_string = 'sla_prof_C_3'
 6
=====
B:Dut-A>show>subscr-mgmt#

```

[Table 537: Subscriber Identification Policy Field Descriptions](#) describes subscriber identification policy output fields.

Table 537: Subscriber Identification Policy Field Descriptions

Field	Description
Name	The subscriber identification policy name
Description	The user provided description of this policy
Number of Subscriber Identification Policies	The total number of subscriber identification policies configured on the node
Sub Profile Map	The subscriber profile used to define the aggregate QoS for all hosts within a subscriber context
Key	The key that defines the auto-generated subscriber identification key for PPP hosts.
Sub profile	A list of subscriber identification profiles
SLA profile	A list of SLA profiles
Admin State	The administrative state of the Python scripts
Oper State	The operational state of the Python scripts
Script Name	The Python policy script name
SAP Associations	The subscriber identification policy SAP associations
Service-Id	The service ID associated with the subscriber identification policy
SAP	The SAP ID associated with the subscriber identification policy
URL	The URL of the script to change the Python message
Admin State	The admin state of the script

Field	Description
Oper State	The operational state of the script
Primary Script	Information about the primary Python script
Secondary Script	Information about the secondary Python script

22.136 sub-mcac

sub-mcac

Syntax

sub-mcac [**subscriber** *sub-ident-string*] [**policy** *sub-mcac-policy-name*]

Context

[Tree] (show>service>active-subscribers sub-mcac)

Full Context

show service active-subscribers sub-mcac

Description

This command displays active subscriber MCAC information.

Parameters

sub-ident-string

Specifies the subscriber identification string, up to 32 characters.

sub-mac-policy-name

Specifies the subscriber MAC policy name, up to 32 characters.

Platforms

7450 ESS, 7750 SR, 7750 SR-a, 7750 SR-e, 7750 SR-s, VSR

Output

The following is an example of active subscriber MCAC information.

Sample Output

```
*A:eng-BNG-2# show service active-subscribers sub-mcac
=====
Active Subscribers Sub-MCAC
=====
Subscriber                : user_1
MCAC-policy               : sub-mcac-policy-01 (inService)
In use mandatory bandwidth : 10
```

```
In use optional bandwidth      : 10
Available mandatory bandwidth  : 1000
Available optional bandwidth   : 100
-----
-----
Number of Subscribers: 1
=====
```

22.137 sub-mcac-policy

sub-mcac-policy

Syntax

sub-mcac-policy

sub-mcac-policy *policy-name* **association**

sub-mcac-policy *policy-name*

Context

[\[Tree\]](#) (show>subscr-mgmt sub-mcac-policy)

Full Context

show subscriber-mgmt sub-mcac-policy

Description

This command displays subscriber MCAC policy information.

Parameters

policy-name

Specifies the subscriber MCAC policy name, up to 32 characters.

association

Displays information associated with the subscriber MCAC policy.

Platforms

7450 ESS, 7750 SR, 7750 SR-a, 7750 SR-e, 7750 SR-s

22.138 sub-profile

sub-profile

Syntax

sub-profile [*sub-profile-name* **[association]**]

Context

[\[Tree\]](#) (show>subscr-mgmt sub-profile)

Full Context

show subscriber-mgmt sub-profile

Description

This command displays subscriber profile information.

Parameters

sub-profile-name

Specifies an existing subscriber profile name.

association

Displays the association information configured with the specified *sub-profile-name*.

Platforms

7450 ESS, 7750 SR, 7750 SR-a, 7750 SR-e, 7750 SR-s, VSR

Output

The following is an example of subscriber profile information.

Sample Output

```
# show subscriber-mgmt sub-profile "sub-profile-10"
=====
Subscriber Profile sub-profile-10
=====
Description      : (Not Specified)
Control plane(s) : local
Host Limits      : overall 1
                  ipv4-overall 1
                  ipv4-arp 1
                  ipv4-dhcp 1
                  ipv4-ppp 1
                  ipv6-overall 1
                  ipv6-pd-overall 1
                  ipv6-pd-ipoe-dhcp 1
                  ipv6-pd-ppp-dhcp 1
                  ipv6-wan-overall 1
                  ipv6-wan-ipoe-dhcp 1
                  ipv6-wan-ipoe-slaac 1
                  ipv6-wan-ppp-dhcp 1
                  ipv6-wan-ppp-slaac 1
                  lac-overall 1
Session Limits   : overall 1
                  ipoe 1
                  pppoe-overall 1
```

```
pppoe-local 1
pppoe-lac 1
l2tp-overall 1
l2tp-lns 1
l2tp-lts 1
I. Sched. Policy : N/A
E. Sched. Policy : N/A
E. Agg Rate Limit: Max
E. Min Resv Bw : 1

I. Policer Ctrl. : N/A
E. Policer Ctrl. : N/A
I. vport-hashing : Disabled
I. sec-sh-hashing: Disabled
Q Frame-Based Ac*: Disabled
Acct. Policy : N/A
ANCP Pol. : N/A
Accu-stats-pol : (Not Specified)
HostTrk Pol. : N/A
IGMP Policy : N/A
MLD Policy : N/A
PIM Policy : N/A
Sub. MCAC Policy : N/A
NAT Policy : N/A
Firewall Policy : N/A
UPnP Policy : N/A
NAT Prefix List : N/A
Allow NAT bypass : No
NAT access mode : auto
Def. Encap Offset: none
Vol stats type : full
Preference : 5
LAG hash class : 1
LAG hash weight : 1

-----
Radius Accounting
-----
Policy : N/A
Session Opti.Stop: False
-----
HS
-----
SLA-mode : expanded
E Agg Rate Limit : Maximum
E. Min Resv Bw : 1
E low burst class: 6
-----
Last Mgmt Change : 09/30/2020 15:39:24
=====
* indicates that the corresponding row element may have been truncated.
-----
SLA Profile Map
-----
Key SLA Profile
-----
No mappings configured.
=====

# show subscriber-mgmt sub-profile
=====
Subscriber Profiles
=====
Name Description
-----
```



```

sub_default
sub_prof100
sub_prof110
sub_prof120
sub_prof130
sub_prof140
sub_prof230
sub_prof80
sub_prof81
sub_prof90
sub_profPC1
sub_profPC2
sub_profPC3
-----
Number of Subscriber Profiles : 13
=====
A:Dut-A#

# show subscriber-mgmt sub-profile sub_prof100 association
=====
Subscriber Profile sub_prof100
-----
SAP Default-Profile Associations
-----
No associations found.
-----
SAP Static Host Associations
-----
No associations found.
-----
SAP Non-Sub-Traffic-Profile Associations
-----
No associations found.
-----
Sub-Ident-Policy Profile Map Associations
-----
Policy-name : sub_ident_all
- Key : sub_prof100
-----
Explicit Subscriber Map Associations
-----
No associations found.
=====
A:Dut-A#
    
```

[Table 538: Subscriber Profile Field Descriptions](#) describes subscriber management profile field descriptions.

Table 538: Subscriber Profile Field Descriptions

Field	Description
Name	The subscriber profile name
Description	The user provided description of this policy
Control plane(s)	The subscriber profile controlled by the local control plane or CUPS control plane

Field	Description
I. Sched. Policy	The ingress scheduler policy assigned to the ingress subscriber profile
E. Sched. Policy	The egress scheduler policy assigned to the egress subscriber profile
E. Agg Rate Limit	The egress aggregate rate limit
E. Min Resv Bw	The egress minimum reserved bandwidth
I. Policer Ctrl	The ingress policer control status
E. Policer Ctrl	The egress policer control status
I. vport-hashing	The ingress vport-hashing status
I. sec-sh-hashing	The ingress security sh hashing status
Q Frame-Based Ac*	The Q frame-based accounting status
Acct. Policy	The number of accounting policies associated with this subscriber profile
ANCP Pol.	The ANCP policy
Accu-stats-pol	The accu-stats policy
HostTrk Pol.	The HostTrk policy
IGMP Policy	The IGMP policy
MLD Policy	The MLD policy
PIM Policy	The PIM policy
Sub. MCAC Policy	The subscriber MCAC policy
NAT Policy	The NAT policy
Host Limits	The configured maximum number of hosts per subscriber associated with this subscriber profile
Session Limits	The configured maximum number of sessions per subscriber associated with this subscriber profile
Number of Subscriber Profiles	The total number of subscriber profiles configured on this node
Ingress Scheduler Overrides	Information about ingress scheduler overrides for the subscriber profile
Scheduler	The scheduler name
Rate	The scheduler rate

Field	Description
CIR	The CIR rate allowed for this scheduler
Egress Scheduler Overrides	Information about egress scheduler overrides for the subscriber profile
Key	The lookup key in the map
SLA Profile	Information about the SLA profile map
Collect Stats	The accounting statistics collected on this subscriber profile.
Last Mgmt Change	The time of the most recent management-initiated change

22.139 sub-services

sub-services

Syntax

```
sub-services [id service-id] [sap sap-id] [ ip ip-prefix/prefix-length] [ mac ieee-address] [pppoe-session-id pppoe-session-id] [ sub-service-name sub-service-name] [sub-service-type sub-service-type] [summary | associations]
```

Context

[\[Tree\]](#) (show>service sub-services)

Full Context

```
show service sub-services
```

Description

This command displays subscriber service information.

Parameters

service-id

Specifies the subscriber service ID.

Values 1 to 2148278386 | *svc-name*: 64 char max

sap-id

Specifies the SAP ID.

Values null *port-id* | *bundle-id* | *bpgrp-id* | *lag-id* | *aps-id* | *eth-sat-id*

dot1q	<i>port-id bundle-id bpgrp-id lag-id aps-id pw-id:[qtag1 cp-conn-prof-id]</i>	
qinq	<i>port-id bundle-id bpgrp-id lag-id pw-id:[qtag1 cp-conn-prof-id].[qtag2 cp-conn-prof-id]</i>	
	cp	keyword
	<i>conn-prof-id</i>	1 to 8000
atm	<i>port-id aps-id [:vpi/vci vpi vpi1.vpi2 cp.conn-prof-id]</i>	
	cp	keyword
	<i>conn-prof-id</i>	1 to 8000
frame	<i>port-id aps-id:dldi</i>	
cisco-hdlc	<i>slot/mda/port.channel</i>	
cem	<i>slot/mda/port.channel</i>	
ima-grp	<i>bundle-id [:vpi/vci vpi vpi1.vpi2 cp.conn-prof-id]</i>	
	cp	keyword
	<i>conn-prof-id</i>	1 to 8000
port-id	<i>slot/mda/port[.channel]</i> <i>esat-id/slot/port</i> <i>pxc-id.sub-port</i>	
bundle-id	bundle-type-slot/mda.-bundle-num	
	bundle	keyword
	<i>type</i>	ima fr ppp
	<i>bundle-num</i>	1 to 336
bpgrp-id	bpgrp-type-bpgrp-num	
	bgrp	keyword
	<i>type</i>	ima ppp
	<i>bgrp-num</i>	1 to 2000
aps-id	aps-group-id[.channel]	
	aps	keyword
	<i>group-id</i>	1 to 128
eth-tunnel	<i>eth-tunnel-id[:eth-tun-sap-id]</i>	
	<i>id</i>	1 to 1024
	<i>eth-tun-sap-id</i>	0 to 4094

lag-id	lag-id lag-string	
	lag	keyword
	<i>id</i>	1 to 800
	<i>string</i>	23 character max.
pw-id	pw-id	
	pw	keyword
	<i>id</i>	1 to 32767
qtag1	null 0 to 4094	
qtag2	* null 0 to 4094	
vpi	0 to 4095 (NNI) 0 to 255 (UNI)	
vci	1 2 5 to 65535	
dlci	16 to 1022	
tunnel-id	tunnel-id.private public:tag	
	tunnel	keyword
	<i>id</i>	1 to 16
	<i>tag</i>	0 to 4094
eth-sat-id	esat-id/slot/port	
	esat	keyword
	<i>id</i>	1 to 20
pxc-id	pxc-id.sub-port	
	pxc	keyword
	<i>id</i>	1 to 64
	<i>sub-port</i>	a, b

ip-prefix/ip-prefix-length

Specifies information for the specified IP prefix and mask length.

- Values**
- ipv4-prefix* — a.b.c.d
 - ipv4-prefix-length* — 0 to 32
 - ipv6-prefix* — x:x:x:x:x:x:x (eight 16-bit pieces)
 - x:x:x:x:x:d.d.d.d
 - x — [0..FFFF]H

d — [0..255]D
ipv6-prefix-length — 0 to 128

ieee-address

Specifies the MAC address.

Values xx:xx:xx:xx:xx:xx or xx-xx-xx-xx-xx-xx (cannot be all zeros)

pppoe-session-id

Specifies the PPPoE session ID.

Values 0 to 65535

sub-service-name

Specifies the subscriber service name, up to 255 characters.

sub-service-type

Specifies the subscriber service type, up to 255 characters.

summary

Displays summary information.

associations

Displays information associated with the subscriber service.

Platforms

7450 ESS, 7750 SR, 7750 SR-a, 7750 SR-e, 7750 SR-s, VSR

22.140 subnet-ext-stats

subnet-ext-stats

Syntax

subnet-ext-stats *ip-address*[/*mask*]

subnet-ext-stats pool *pool-name*

Context

[\[Tree\]](#) (show>router>dhcp>server subnet-ext-stats)

Full Context

show router dhcp local-dhcp-server subnet-ext-stats

Description

This command displays extended statistics per DHCPv4 subnet in local DHCPv4 server.

The following statistics are included in output:

- The number of stable leases in the subnet
- The number of provisioned address in the subnet
- The number of used address in the subnet
- The number of free address in the subnet
- The percentage of used address
- The percentage of free address

For each statistic (except for Provisioned Addresses), there is current value and peak value, peak value is the highest value since subnet creation or last reset via the **clear router *rt-id* dhcp local-dhcp-server *svr-name* subnet-ext-stats** command.

When parameter pool is used, the statistics of each subnet in the pool are displayed.

Parameters

ip-address[/mask]

Specifies the subnet and mask.

pool-name

Specifies the name of local DHCPv4 server pool.

Platforms

7450 ESS, 7750 SR, 7750 SR-a, 7750 SR-e, 7750 SR-s, VSR

Output

The following output is an example of subnet extended statistics information.

Sample Output

```
show router 500 dhcp local-dhcp-server "d4" subnet-ext-stats 239.10.10.0/24
=====
Extended statistics for subnet 239.10.10.0/24
=====
-----
Current      Peak      TimeStamp
-----
Local:
Stable Leases      1          1          01/07/2013 19:38:36
Provisioned Addresses 101
Used Addresses      1          1          01/07/2013 19:38:36
Free Addresses      100        100        01/07/2013 19:38:36
Used Pct            1          1          01/07/2013 19:38:36
Free Pct            99         99         01/07/2013 19:38:36
Last Reset Time    01/07/2013 19:07:11
-----
Number of entries      1
=====
```

[Table 539: Extended Subnet Statistics Field Descriptions](#) describes extended subnet statistics output field descriptions.

Table 539: Extended Subnet Statistics Field Descriptions

Field	Descriptions
Current	The current statistics for the subnet
Peak	The peak statistics for the subnet
TimeStamp	The timestamp for the last reset
Stable Leases	The number of stable leases
Provision Addresses	The number of provisioned addresses in this subnet
Used Addresses	The number of used addresses in this subnet
Free Address	The number of free addresses in this subnet
Used Pct	The percentage of addresses in this subnet in use
Free Pct	The percentage of addresses in this subnet currently unused
Last Reset Time	The time of the last reset
Number of entries	The total number of entries

subnet-ext-stats

Syntax

subnet-ext-stats *ip-address[/mask]*

subnet-ext-stats *pool pool-name*

Context

[Tree] (clear>router>dhcp>server subnet-ext-stats)

Full Context

clear router dhcp local-dhcp-server subnet-ext-stats

Description

This command clears extended subnet statistics.

Parameters

ip-address[/mask]

Clears the specified IP address and mask.

pool-name

Clears statistics for the specified pool name.

Platforms

7450 ESS, 7750 SR, 7750 SR-a, 7750 SR-e, 7750 SR-s, VSR

22.141 subnet-stats

subnet-stats

Syntax

subnet-stats *ip-address[/mask]*

subnet-stats pool *pool-name*

Context

[\[Tree\]](#) (show>router>dhcp>server subnet-stats)

Full Context

show router dhcp local-dhcp-server subnet-stats

Description

This command displays subnet statistics.

Parameters

ip-address[/mask]

Specifies the subnet and mask.

pool-name

Specifies the name of local DHCPv4 server pool.

Platforms

7450 ESS, 7750 SR, 7750 SR-a, 7750 SR-e, 7750 SR-s, VSR

Output

The following output is an example of subnet statistics information.

Sample Output

```
*A:SUB-Dut-A# show router dhcp local-dhcp-server dhcpS2 subnet-stats pool P00L2
=====
Statistics for pool P00L2
=====
Subnet                Free      Offered   Stable
                    FRPending RemPending Declined
-----
10.0.0.0/8            16384      0         0
                    0         0         0
-----
No. of entries: 1
```

```
=====
*A: SUB-Dut - A#
```

[Table 540: Subnet Stats Pool Field Descriptions](#) describe the fields for subnet stats pool output.

Table 540: Subnet Stats Pool Field Descriptions

Field	Description
Subnet	The subnet address
Free	The number of addresses in this subnet that are free
Offered	The number of leases in this subnet that are in state offered
Stable	The number of leases in this subnet that are in state stable
FRPending	The number of leases in this subnet that are in state force RenewPending
RemPending	The number of leases in this subnet that are in state removePending
Declined	The number of addresses in this subnet that are declined
No. of entries	The total number of entries

22.142 subscribe-to

subscribe-to

Syntax

subscribe-to *log-id* *log-id*

Context

[\[Tree\]](#) (tools>perform>log subscribe-to)

Full Context

tools perform log subscribe-to

Description

This command subscribes the current CLI session to the specified CLI log. Log events for the specified log will be output in the current CLI session until the CLI session closes or an unsubscribe-from command is used.

Parameters

log-id

Specifies the log ID for which subscription is requested.

Values 1 to 101

Platforms

All

22.143 subscriber

subscriber

Syntax

subscriber *sub-ident-string* **sap** *sap-id* **sla-profile** *sla-profile-name* [**scheduler** *scheduler-name*] [**spi-sharing-type** *spi-sharing-type*] [**spi-sharing-id** *spi-sharing-id*]

subscriber *sub-ident-string* [**scheduler** *scheduler-name*] [**ingress** | **egress**]

Context

[\[Tree\]](#) (clear>qos>scheduler-stats subscriber)

Full Context

clear qos scheduler-stats subscriber

Description

This command clears scheduler stats by subscriber.

Parameters

sub-ident-string

Clears information for the specified subscriber name.

sap-id

Clears information for the specified SAP.

sla-profile-name

Clears information for the specified SLA profile name.

scheduler-name

Clears information for the specified scheduler.

spi-sharing-type

Clears information for sessions with the specified SPI sharing type.

Values per-group, per-session-ipoe, per-session-ppp

spi-sharing-id

Clears information for sessions with the specified SPI sharing type and sharing identifier.
The SPI group identifier is:

- an identifier when the sharing type is per-group
- an internal PPP or IPoE sharing identifier when the sharing type is a per-PPP or per-IPoE session

Values 0 to 4294967295

egress

Clears egress information for the subscriber.

ingress

Clears ingress information for the subscriber.

Platforms

All

subscriber

Syntax

subscriber *sub-ident-string*

Context

[\[Tree\]](#) (clear>service>statistics subscriber)

Full Context

clear service statistics subscriber

Description

This command clears the statistics for a particular subscriber.

Parameters

sub-ident-string

Clears statistics for the specified subscriber identification string.

Platforms

All

subscriber

Syntax

subscriber *sub-ident-string*

subscriber *sub-ident-string* **detail**

subscriber *sub-ident-string* **mirror**

subscriber *sub-ident-string* **sap** *sap-id* **sla-profile** *sla-profile-name* [**spi-sharing-type** *spi-sharing-type*]
[**spi-sharing-id** *spi-sharing-id*]

subscriber *sub-ident-string* **sap** *sap-id* **sla-profile** *sla-profile-name* [**spi-sharing-type** *spi-sharing-type*]
[**spi-sharing-id** *spi-sharing-id*] **detail**

subscriber *sub-ident-string* **sap** *sap-id* **sla-profile** *sla-profile-name* [**spi-sharing-type** *spi-sharing-type*]
[**spi-sharing-id** *spi-sharing-id*] **mirror**

Context

[Tree] (show>service>active-subscribers subscriber)

Full Context

show service active-subscribers subscriber

Description

This command displays active subscriber information for a subscriber.

Parameters

sub-ident-string

Displays the subscriber ID of the active subscriber, up to 32 characters.

sap-id

Displays the physical port identifier portion of the SAP definition.

sla-profile-name

Displays the existing SLA profile name, up to 32 characters.

spi-sharing-type

Displays subscriber information for sessions with the specified SPI sharing type.

Values per-group, per-session-ipoe, per-session-ppp

spi-sharing-id

Displays subscriber information for sessions with the specified SPI sharing type and sharing identifier. The SPI group ID is:

- a group id when sharing type is per-group
- an internal PPP or IPoE sharing id when the sharing type is per-PPP or per-IPoE session

Values 0 to 4294967295

detail

Displays detailed output.

mirror

Displays mirrored output.

Platforms

7450 ESS, 7750 SR, 7750 SR-a, 7750 SR-e, 7750 SR-s, VSR

Output

The following output is an example of subscriber information for active subscribers.

Sample Output

```
*A:eng-BNG-2# show service active-subscribers subscriber "user_1"
=====
Active Subscribers
=====
-----
Subscriber user_1
      (no-prof)
-----
-----
(1) SLA Profile Instance sap:1/1/20:841 - sla:no-prof
-----
IP Address
      MAC Address      Session      Origin      Svc      Fwd
-----
192.168.0.14
      00:00:10:10:12:13  N/A          DHCP        1000     Y
-----
=====
```

subscriber

Syntax

```
subscriber sub-ident-string [{ingress | egress}] [{detail | root-detail | thresholds | priority-info | depth}]
      [port port-id] [arbiter {name | root}]
```

Context

[\[Tree\]](#) (show>qos>policer-hierarchy subscriber)

Full Context

```
show qos policer-hierarchy subscriber
```

Description

This command displays information about the policer hierarchy per subscriber.

Parameters

sub-ident-string

Displays information about the specified subscriber.

ingress

Displays ingress information about the specified subscriber.

egress

Displays egress information about the specified subscriber.

detail

Displays detailed information.

root-detail

Displays detailed information about the arbiter root.

thresholds

Displays threshold, parenting, rate, and traffic information related to a policer.

priority-info

Displays threshold information related to the root arbiter.

depth

Displays bucket depth, parenting, rate, and traffic information related to a policer.

port-id

Displays information about the specified port.

Values *slot/mda/port[.channel]*

name

Displays information about the named QoS arbiter.

root

Displays information about the arbiter root.

Platforms

7450 ESS, 7750 SR, 7750 SR-e, 7750 SR-s, 7950 XRS, VSR

subscriber

Syntax

subscriber *sub-ident-string* [**scheduler** *scheduler-name*] [{**ingress** | **egress**}] [**detail**]

subscriber *sub-ident-string* **sla-profile** *sla-profile-name* **sap** *sap-id* [**scheduler** *scheduler-name*] [**detail**]
[**spi-sharing-type** *spi-sharing-type*] [**spi-sharing-id** *spi-sharing-id*]

Context

[\[Tree\]](#) (show>qos>scheduler-hierarchy subscriber)

Full Context

show qos scheduler-hierarchy subscriber

Description

This command displays the scheduler hierarchy per subscriber.

Parameters

sub-ident-string

Displays the subscriber identification policy name.

scheduler-name

Displays the scheduler name.

ingress

Displays ingress SAP subscriber scheduler stats.

egress

Displays egress SAP subscriber scheduler stats.

detail

Displays detailed information.

sla-profile-name

Displays information for the specified sla-profile-name.

spi-sharing-type

Displays subscriber scheduler hierarchy information for sessions with the specified SLA Profile Instance sharing type.

Values per-group, per-session-ipoe, per-session-ppp

spi-sharing-id

Displays subscriber scheduler hierarchy information for sessions with the specified SLA Profile Instance sharing type and sharing identifier. The spi-sharing-id is:

- a group id when sharing type is per-group
- an internal PPP or IPoE sharing id when the grouping type is per-PPP or per-IPoE-session

Platforms

All

Output

The following output is an example of QoS scheduler hierarchy subscriber information, and [Table 541: Show QoS Scheduler-Hierarchy Subscriber Output Fields](#) describes the QoS scheduler hierarchy subscriber fields.

Sample Output

```
*A:PE# show qos scheduler-hierarchy subscriber "sub1"

=====
Scheduler Hierarchy - Subscriber sub1
=====
Ingress Scheduler Policy: basic-upstream-policy
Egress Scheduler Policy : basic-downstream-policy
-----
Root (Ing)
| slot(1)
|--(S) : basic-upstream
|
|   |--(Q) : Sub=sub1:basic-sla 200->1/1/1:1->2 1-1
|   |
|   |--(Q) : Sub=sub1:basic-sla 200->1/1/1:1->1 1-1
```



```
| |
| |
Root (Egr)
| slot(1)
|--(S) : basic-downstream (Port 1/1/1)
| |
| | |--(Q) : Sub=sub1:basic-sla 200->1/1/1:1->1
| |
| |
=====
*A:PE#
*A:PE# show qos scheduler-hierarchy subscriber "sub1" detail
=====
Scheduler Hierarchy - Subscriber sub1
=====
Ingress Scheduler Policy: basic-upstream-policy
Egress Scheduler Policy : basic-downstream-policy
-----
Legend :
(*) real-time dynamic value
(w) Wire rates
B Bytes
-----
Root (Ing)
| slot(1)
|--(S) : basic-upstream
| |
| | AdminPIR:max AdminCIR:0(sum)
| | Limit Unused Bandwidth: disabled
| |
| | [Within CIR Level 0 Weight 0]
| | Assigned:0 Offered:0
| | Consumed:0
| |
| | [Above CIR Level 0 Weight 0]
| | Assigned:0 Offered:0
| | Consumed:0
| |
| | TotalConsumed:0
| | OperPIR:max
| |
| | [As Parent]
| | Rate:max
| | ConsumedByChildren:0
| |
| | |--(Q) : Sub=sub1:basic-sla 200->1/1/1:1->2 1-1
| | |
| | | AdminPIR:1000000 AdminCIR:0
| | | Parent Limit Unused Bandwidth: not-found
| | | CBS:31457280 B
| | | MBS:51904512 B
| | | Depth:0 B
| | | HighPlus Drop Tail:51904512 B
| | | High Drop Tail:51904512 B
| | | Low Drop Tail:46399488 B
| | | Exceed Drop Tail:40894464 B
| | |
| | | [Within CIR Level 0 Weight 1]
```

```
Assigned:0      Offered:0
Consumed:0

[Above CIR Level 1 Weight 1]
Assigned:1000000 Offered:0
Consumed:0

TotalConsumed:0
OperPIR:max      OperCIR:0
OperFIR:0

PktByteOffset:add 0*
OnTheWireRates:false
ATMOnTheWireRates:false
LastMileOnTheWireRates:false

--(Q) : Sub=sub1:basic-sla 200->1/1/1:1->1 1-1
AdminPIR:10000      AdminCIR:0
Parent Limit Unused Bandwidth: not-found
CBS:10420224 B
MBS:20840448 B
Depth:0 B
HighPlus Drop Tail:20840448 B
High Drop Tail:20840448 B
Low Drop Tail:20840448 B
Exceed Drop Tail:16515072 B

[Within CIR Level 0 Weight 1]
Assigned:0      Offered:0
Consumed:0

[Above CIR Level 1 Weight 1]
Assigned:10000      Offered:0
Consumed:0

TotalConsumed:0
OperPIR:10000      OperCIR:0
OperFIR:0

PktByteOffset:add 0*
OnTheWireRates:false
ATMOnTheWireRates:false
LastMileOnTheWireRates:false

Root (Egr)
| slot(1)
|--(S) : basic-downstream (Port 1/1/1)
|      AdminPIR:max      AdminCIR:0(sum)
|      Parent Limit Unused Bandwidth: not-found
|
|      AvgFrmOv:100.00
|      AdminPIR:max(w)      AdminCIR:0(w)
|
|      [Within CIR Level 0 Weight 0]
|      Assigned:0(w)      Offered:0(w)
|      Consumed:0(w)
|
|      [Above CIR Level 1 Weight 1]
|      Assigned:1000000(w) Offered:0(w)
|      Consumed:0(w)
```

```

TotalConsumed:0(w)
OperPIR:1000000

[As Parent]
Rate:1000000
ConsumedByChildren:0

--(Q) : Sub=sub1:basic-sla 200->1/1/1:1->1
AdminPIR:1000000 AdminCIR:0
Parent Limit Unused Bandwidth: not-found
AvgFrm0v:100.00
CBS:0 B
MBS:1253376 B
Depth:0 B
HighPlus Drop Tail:1253376 B
High Drop Tail:1253376 B
Low Drop Tail:1253376 B
Exceed Drop Tail:983040 B

[Within CIR Level 0 Weight 1]
Assigned:0 Offered:0
Consumed:0

[Above CIR Level 1 Weight 1]
Assigned:1000000 Offered:0
Consumed:0

TotalConsumed:0
OperPIR:max OperCIR:0

PktByteOffset:add 0*
OnTheWireRates:false
ATMOnTheWireRates:false
LastMileOnTheWireRates:false

=====
*A:PE#
  
```

Table 541: Show QoS Scheduler-Hierarchy Subscriber Output Fields

Label	Description
Legend	Admin CIR/PIR: Specifies the configured value of CIR/PIR. Assigned CIR/PIR: Specifies the PIR/CIR rate given to a member by that parent level. Offered CIR/PIR: Specifies the offered load on that member. Consumed CIR/PIR: Specifies the amount of scheduler bandwidth used by this member.
PIR	Specifies the PIR rate.
CIR	Specifies the CIR rate.
S	Displays the scheduler name.

Label	Description
Q	Displays the queue ID and information.

subscriber

Syntax

subscriber *sub-ident-string* **sap** *sap-id* **sla-profile** *sla-profile-name* [**scheduler** *scheduler-name*] [**spi-sharing-type** *spi-sharing-type*] [**spi-sharing-id** *spi-sharing-id*]

subscriber *sub-ident-string* [**scheduler** *scheduler-name*] [{**ingress** | **egress**}]

Context

[\[Tree\]](#) (show>qos>scheduler-stats subscriber)

Full Context

show qos scheduler-stats subscriber

Description

This command displays scheduler statistics information.

Parameters

sub-ident-string

Specifies an existing SLA profile string.

scheduler-name

Specifies an existing scheduler name.

ingress

Display only the policy displayed on ingress.

egress

Display only the policy displayed on egress.

sla-profile-name

Displays information for the specified sla-profile-name.

spi-sharing-type

Displays subscriber scheduler hierarchy information for sessions with the specified SLA Profile Instance sharing type.

Values per-group, per-session-ipoe, per-session-ppp

spi-sharing-id

Displays subscriber scheduler hierarchy information for sessions with the specified SLA Profile Instance sharing type and sharing identifier. The spi-sharing-id is:

- a group id when sharing type is per-group

- an internal PPP or IPoE sharing id when the sharing type is per-PPP or per-IPoE-session

Platforms

All

Output

The following output is an example of QoS scheduler-stats subscriber information, and [Table 542: Show QoS Scheduler-Stats Subscriber Output Fields](#) describes the QoS scheduler-stats subscriber fields.

Sample Output

```
A:D# show qos scheduler-stats subscriber RoutedCoHost1
=====
Scheduler Stats
=====
Scheduler                               Forwarded Packets    Forwarded Octets
-----
Ingress Schedulers
gp                                       0                    0
Egress Schedulers
gp                                       0                    0
mb                                       0                    0
mbs                                      0                    0
pb                                       0                    0
pbs                                      0                    0
rb                                       0                    0
rbs                                      0                    0
=====
*A:D#
```

Table 542: Show QoS Scheduler-Stats Subscriber Output Fields

Label	Description
Scheduler	Displays the scheduler policy name.
Forwarded Packets	Displays the number of packets forwarded.
Forwarded Octet	Displays the number of octets forwarded.

subscriber

Syntax

subscriber *sub-indent-string* [**egress**] [**detail**]

Context

[\[Tree\]](#) (show>qos>agg-rate subscriber)

Full Context

show qos agg-rate subscriber

Description

This command displays the H-QoS aggregate rate limit per subscriber.

Parameters

sub-indent-string

Specifies the subscriber identification string of the subscriber.

egress

Displays egress SAP customer scheduler stats.

detail

Displays detailed information.

Platforms

All

Output

The following output is an example of H-QoS aggregate rate limit per subscriber, and [Table 543: Show H-QoS Aggregate Rate Limit per Subscriber Fields](#) describes the H-QoS aggregate rate limit per subscriber fields.

Sample Output

```
*A:PE1# show qos agg-rate subscriber "sub1" egress
=====
Aggregate Rate Information - Subscriber sub1
=====
-----
Root (Egr)
| slot(1)
|   AdminRate           : 1000
|   OperRate            : 0
|   Limit Unused Bandwidth : disabled
|   OnTheWireRates      : false
|   LastMileOnTheWireRates : false
|
|--(Q) : Sub=sub1:basic-sla 1->1/1/1:1->1 (Port 1/1/1)
|
=====
*A:PE#
```

Table 543: Show H-QoS Aggregate Rate Limit per Subscriber Fields

Label	Description
AdminRate	Displays the configured aggregate rate in the subscriber profile.
OperRate	Displays the actual downstream rate.
Limit Unused Bandwidth	Indicates whether the limit-unused-bandwidth command is enabled to protect against exceeding the aggregated bandwidth

Label	Description
OnTheWireRates	Indicates whether the displayed rates are on-the-wire rates.
LastMileOnTheWireRates	Indicates whether the displayed rates are on-the-wire rates for the last mile only.

subscriber

Syntax

subscriber *sub-ident-string* **sap** *sap-id* **sla-profile** *sla-profile-name* [**repeat** *repeat*] [**absolute** | **rate**]
[**base**]

subscriber *sub-ident-string* **sap** *sap-id* **sla-profile** *sla-profile-name* [**repeat** *repeat*] [**absolute** | **rate**]
egress-policer-id *egress-policer-id*

subscriber *sub-ident-string* **sap** *sap-id* **sla-profile** *sla-profile-name* [**repeat** *repeat*] [**absolute** | **rate**]
egress-queue-id *egress-queue-id*

subscriber *sub-ident-string* **sap** *sap-id* **sla-profile** *sla-profile-name* [**repeat** *repeat*] [**absolute** | **rate**]
ingress-policer-id *ingress-policer-id*

subscriber *sub-ident-string* **sap** *sap-id* **sla-profile** *sla-profile-name* [**repeat** *repeat*] [**absolute** | **rate**]
ingress-queue-id *ingress-queue-id*

Context

[\[Tree\]](#) (monitor>service subscriber)

Full Context

monitor service subscriber

Description

This command monitors statistics for a subscriber.

Parameters

sub-ident-string

Specifies an existing subscriber identification profile to monitor, up to 32 characters.

sap-id

Specifies the physical port identifier portion of the SAP definition.

Values

null	<i>port-id</i> <i>bundle-id</i> <i>bpgrp-id</i> <i>lag-id</i> <i>aps-id</i>
dot1q	<i>port-id</i> <i>bundle-id</i> <i>bpgrp-id</i> <i>lag-id</i> <i>aps-id</i> <i>pw-id</i> : <i>[qtag1]</i> <i>cp-conn-prof-id</i>
qinq	<i>port-id</i> <i>bundle-id</i> <i>bpgrp-id</i> <i>lag-id</i> <i>pw-id</i> : <i>[qtag1]</i> <i>cp-conn-prof-id</i> . <i>[qtag2]</i> <i>cp-conn-prof-id</i>
cp	keyword

	<i>conn-prof-id</i>	1 to 8000
atm	<i>port-id</i> <i>aps-id</i> [:vpi/vci vpi vpi1.vpi2 cp.conn-prof-id]	
	cp	keyword
	<i>conn-prof-id</i>	1 to 8000
frame	<i>port-id</i> <i>aps-id:dldci</i>	
cisco-hdlc	<i>slot/mda/port.channel</i>	
cem	<i>slot/mda/port.channel</i>	
ima-grp	bundle-id [:vpi/vci vpi vpi1.vpi2 cp.conn-prof-id]	
	cp	keyword
	<i>conn-prof-id</i>	1 to 8000
port-id	<i>slot/mda/port</i> [.channel] <i>esat-id/slot/port</i> <i>pxc-id.sub-port</i>	
bundle-id	bundle-type-slot/mda.-bundle-num	
	bundle	keyword
	<i>type</i>	ima fr ppp
	<i>bundle-num</i>	1 to 336
bpgrp-id	bpgrp-type-bpgrp-num	
	bgrp	keyword
	<i>type</i>	ima ppp
	<i>bgrp-num</i>	1 to 2000
aps-id	aps-group-id [.channel]	
	aps	keyword
	<i>group-id</i>	1 to 128
ccag-id	ccag-id.path-id [<i>cc-type</i>]: <i>cc-id</i>	
	ccag	keyword
	<i>id</i>	1 to 8
	<i>path-id</i>	a b
	<i>cc-type</i>	.sap-net .net-sap
	<i>cc-id</i>	1 to 4094
eth-tunnel	<i>eth-tunnel-id</i> [: <i>eth-tun-sap-id</i>]	

	<i>id</i>	1 to 1024
	<i>eth-tun-sap-id</i>	0 to 4094
lag-id	lag-id	
	lag	keyword
	<i>id</i>	1 to 800
pw-id	pw-id	
	pw	keyword
	<i>id</i>	1 to 10239
qtag1	* 0 to 4094	
qtag2	* null 0 to 4094	
vpi	0 to 4095 (NNI)	
	0 to 255 (UNI)	
vci	1 2 5 to 65535	
dldci	16 to 1022	
tunnel-id	tunnel-id.private <i>public:tag</i>	
	tunnel	keyword
	<i>id</i>	1 to 16
	<i>tag</i>	0 to 4094

sla-profile-name

Specifies an existing SLA profile. The name can be a maximum of 32 characters long.

seconds

Configures the interval for each display, in seconds.

Values 11 to 60

Default 11

repeat

Configures how many times the command is repeated.

Values 1 to 999

Default 10

absolute

Displays raw statistics, without processing. No calculations are performed on the delta or rate statistics.

Default mode delta

rate

Displays rate-per-second for each statistic instead of the delta.

base

Monitor base statistics.

egress-policer-id

Monitors statistics for the policer.

Values 1 to 63

egress-queue-id

Monitors statistics for this queue.

Values 1 to 8

ingress-policer-id

Monitors statistics for this policer.

Values 1 to 63

ingress-queue-id

Monitors statistics for this queue.

Values 1 to 32

Platforms

7450 ESS, 7750 SR, 7750 SR-a, 7750 SR-e, 7750 SR-s, VSR

Output

The following output is an example of subscriber-information.

Sample Output

```
A:Dut-A# monitor service subscriber nokia_100 sap 1/2/1:101 sla-profile sla_
default
=====
Monitor statistics for Subscriber nokia_100
=====
At time t = 0 sec (Base Statistics)
-----
SLA Profile Instance statistics
-----
Off. HiPrio           Packets           Octets
: 0                  : 0                : 0
Off. LowPrio          : 94531            : 30704535
Off. Uncolor          : 0                 : 0

Queueing Stats (Ingress QoS Policy 1000)
Dro. HiPrio           : 0                 : 0
Dro. LowPrio          : 7332              : 2510859
For. InProf           : 0                 : 0
For. OutProf          : 87067             : 28152288
```

```

Queueing Stats (Egress QoS Policy 1000)
Dro. InProf      : 880          127660
Dro. OutProf     : 0           0
For. InProf      : 90862       12995616
For. OutProf     : 0           0
-----
SLA Profile Instance per Queue statistics
-----
                Packets          Octets
Ingress Queue 1 (Unicast) (Priority)
Off. HiPrio     : 0             0
Off. LowPrio    : 0             0
Off. Uncolor    : 0             0
Dro. HiPrio     : 0             0
Dro. LowPrio    : 0             0
For. InProf     : 0             0
For. OutProf    : 0             0

Ingress Queue 2 (Unicast) (Priority)
Off. HiPrio     : 0             0
Off. LowPrio    : 94531        30704535
Off. Uncolor    : 0             0
Dro. HiPrio     : 0             0
Dro. LowPrio    : 7332        2510859
For. InProf     : 0             0
For. OutProf    : 87067       28152288

Ingress Queue 3 (Unicast) (Priority)
Off. HiPrio     : 0             0
Off. LowPrio    : 0             0
Off. Uncolor    : 0             0
Dro. HiPrio     : 0             0
Dro. LowPrio    : 0             0
For. InProf     : 0             0
For. OutProf    : 0             0

Ingress Queue 11 (Multipoint) (Priority)
Off. HiPrio     : 0             0
Off. LowPrio    : 0             0
Off. Uncolor    : 0             0
Dro. HiPrio     : 0             0
Dro. LowPrio    : 0             0
For. InProf     : 0             0
For. OutProf    : 0             0

Egress Queue 1
Dro. InProf     : 880          127660
Dro. OutProf    : 0           0
For. InProf     : 90862       12995616
For. OutProf    : 0           0

Egress Queue 2
Dro. InProf     : 0           0
Dro. OutProf    : 0           0
For. InProf     : 0           0
For. OutProf    : 0           0

Egress Queue 3
Dro. InProf     : 0           0
Dro. OutProf    : 0           0
For. InProf     : 0           0
For. OutProf    : 0           0
=====
A:Dut-A#
  
```

```
A:Dut-A# monitor service subscriber nokia_100 sap 1/2/1:101 sla-
profile sla_default base rate
```

```
=====
Monitor statistics for Subscriber nokia_100
=====
```

```
At time t = 0 sec (Base Statistics)
```

```
-----
SLA Profile Instance statistics
-----
```

	Packets	Octets
Off. HiPrio	: 0	0
Off. LowPrio	: 109099	35427060
Off. Uncolor	: 0	0
Queueing Stats (Ingress QoS Policy 1000)		
Dro. HiPrio	: 0	0
Dro. LowPrio	: 8449	2894798
For. InProf	: 0	0
For. OutProf	: 100523	32489663
Queueing Stats (Egress QoS Policy 1000)		
Dro. InProf	: 880	127660
Dro. OutProf	: 0	0
For. InProf	: 105578	15104553
For. OutProf	: 0	0

```
-----
At time t = 11 sec (Mode: Rate)
```

```
-----
SLA Profile Instance statistics
-----
```

	Packets	Octets	% Port Util.
Off. HiPrio	: 0	0	0.00
Off. LowPrio	: 1469	477795	0.38
Off. Uncolor	: 0	0	0.00
Queueing Stats (Ingress QoS Policy 1000)			
Dro. HiPrio	: 0	0	0.00
Dro. LowPrio	: 119	40691	0.03
For. InProf	: 0	0	0.00
For. OutProf	: 1349	437350	0.34
Queueing Stats (Egress QoS Policy 1000)			
Dro. InProf	: 0	0	0.00
Dro. OutProf	: 0	0	0.00
For. InProf	: 1469	209129	0.16
For. OutProf	: 0	0	0.00

```
=====
A:Dut-A#
```

```
A:Dut-A# monitor service subscriber nokia_100 sap 1/2/1:101 sla-
profile sla_default ingress-queue-id 1
```

```
=====
Monitor statistics for Subscriber nokia_100
=====
```

```
At time t = 0 sec (Base Statistics)
```

```
-----
Ingress Queue 1 (Unicast) (Priority)
```

	Packets	Octets
Off. HiPrio	: 0	0
Off. LowPrio	: 0	0
Off. Uncolor	: 0	0
Dro. HiPrio	: 0	0
Dro. LowPrio	: 0	0
For. InProf	: 0	0

```

For. OutProf      : 0                               0
=====
A:Dut-A#

A:Dut-A# monitor service subscriber nokia_100 sap 1/2/1:101 sla-profile
sla_default egress-queue-id 1
=====
Monitor statistics for Subscriber nokia_100
-----
At time t = 0 sec (Base Statistics)
-----
                Packets                Octets
Egress Queue 1
Dro. InProf      : 880                    127660
Dro. OutProf     : 0                       0
For. InProf      : 164366                  23506178
For. OutProf     : 0                       0
=====
A:Dut-A#

```

subscriber

Syntax

subscriber *sub-ident-string* [**arbiter** {**root** | *name*}] [**ingress** | **egress**] [**interval** *seconds*] [**repeat** *repeat*]
[**absolute** | **rate**]

Context

[\[Tree\]](#) (monitor>qos>arbiter-stats subscriber)

Full Context

monitor qos arbiter-stats subscriber

Description

This command monitors arbiter statistics for a subscriber.

Parameters

sub-ident-string

Specifies an existing subscriber identification policy name, up to 32 characters.

name

Specifies the name of the policer control policy arbiter.

root

Specifies the arbiter to which this queue would be feeding.

ingress

Displays arbiter name statistics applied on the ingress SAP.

egress

Displays arbiter name statistics applied on the egress SAP.

seconds

Configures the interval for each display in seconds.

Values 11 to 60

Default 11 seconds

repeat

Configures how many times the command is repeated.

Values 1 to 999

Default 10

absolute

Displays raw statistics, without processing. No calculations are performed on the delta or rate statistics.

rate

Displays rate-per-second for each statistic instead of the delta.

Platforms

7450 ESS, 7750 SR, 7750 SR-e, 7750 SR-s, 7950 XRS, VSR

subscriber

Syntax

subscriber *sub-ident-string* [**scheduler** *scheduler-name*] [**ingress** | **egress**] [**interval** *seconds*] [**repeat** *repeat*] [**absolute** | **rate**]

subscriber *sub-ident-string* [**interval** *seconds*] [**repeat** *repeat*] [**absolute** | **rate**] **sap** *sap-id* **sla-profile** *sla-profile-name*

Context

[\[Tree\]](#) (monitor>qos>scheduler-stats subscriber)

Full Context

monitor qos scheduler-stats subscriber

Description

This command monitors scheduler statistics for a subscriber.

Parameters

sub-ident-string

Specifies an existing subscriber identification policy name, up to 32 characters.

scheduler-name

Specifies an existing QoS scheduler policy name, up to 32 characters. Scheduler names are configured in the **config>qos>scheduler-policy>tier** level context.

ingress

Displays *scheduler-name* statistics applied on the ingress SAP.

egress

Displays *scheduler-name* statistics applied on the egress SAP.

seconds

Configures the interval for each display in seconds.

Values 11 to 60

Default 11 seconds

repeat

Configures how many times the command is repeated.

Values 1 to 999

Default 10

absolute

Displays raw statistics, without processing. No calculations are performed on the delta or rate statistics.

rate

Displays rate-per-second for each statistic instead of the delta.

sap-id

Specifies the physical port identifier portion of the SAP definition.

sla-profile-name

Specifies the SLA profile belonging to the subscriber host, up to 32 characters.

Platforms

All

subscriber

Syntax

subscriber *sub-ident-string* [**arbiter** {*name* | *root?*}] [**ingress** | **egress**]

Context

[\[Tree\]](#) (clear>qos>arbiter-stats subscriber)

Full Context

clear qos arbiter-stats subscriber

Description

This command clears the arbiter statistics per subscriber.

Parameters

sub-ident-string

Specifies the subscriber identification policy name, up to 32 characters.

name

Specifies the arbiter name, up to 32 characters.

root

Specifies the arbiter root, up to 32 characters.

Platforms

7450 ESS, 7750 SR, 7750 SR-e, 7750 SR-s, 7950 XRS, VSR

subscriber

Syntax

subscriber id *subscriber-id* [**statistics**]

subscriber all [**statistics**]

Context

[\[Tree\]](#) (clear>subscr-mgmt>host-tracking subscriber)

Full Context

clear subscriber-mgmt host-tracking subscriber

Description

This command clears the host tracking data for a subscriber.

Parameters

subscriber-id

Specifies subscriber ID, up to 32 characters.

all

Clears all host tracking data.

statistics

Clears statistical host tracking information for the specified subscriber ID.

Platforms

7450 ESS, 7750 SR, 7750 SR-a, 7750 SR-e, 7750 SR-s, VSR

subscriber

Syntax

subscriber *sub-ident-string* [**arbiter** *name* | *root*] [**ingress** | **egress**]

Context

[Tree] (show>qos>arbiter-stats subscriber)

Full Context

show qos arbiter-stats subscriber

Description

This command displays the arbiter statistics per subscriber.

Parameters

sub-ident-string

Displays information about the specified subscriber, up to 32 characters for the 7950 XRS and VSR platforms and up to 64 characters for all other platforms.

name

Specifies the arbiter name, up to 32 characters.

root

Specifies the arbiter root, up to 32 characters.

Platforms

7450 ESS, 7750 SR, 7750 SR-e, 7750 SR-s, 7950 XRS, VSR

subscriber

Syntax

subscriber *sub-ident-string* [**sla-profile** *sla-profile-name*] [**ingress** | **egress**] [**detail**] [**port** *port-id*]

Context

[Tree] (show>qos>policer subscriber)

Full Context

show qos policer subscriber

Description

This command displays the policer statistics per port.

Parameters

sub-ident-string

Displays information about the specified subscriber, up to 32 characters for the 7950 XRS and VSR platforms and up to 64 characters for all other platforms.

sla-profile-name

Specifies the queue group name, up to 32 characters.

port-id

Displays information about the specified port.

Values	<i>slot/mda/port</i>		
	eth-sat-id	esat-id/slot/port	
		esat	keyword
		<i>id</i>	1 to 20
	pxc-id	pxc-id.sub-port	
		pxc	keyword
		<i>id</i>	1 to 64
		<i>sub-port</i>	a, b

Platforms

7450 ESS, 7750 SR, 7750 SR-e, 7750 SR-s, 7950 XRS, VSR

22.144 subscriber-hosts

subscriber-hosts

Syntax

subscriber-hosts

Context

[\[Tree\]](#) (clear>service>id subscriber-hosts)

Full Context

clear service id subscriber-hosts

Description

Commands in this context clear information for a particular subscriber host.

Platforms

7450 ESS, 7750 SR, 7750 SR-e, 7750 SR-s, VSR

subscriber-hosts

Syntax

subscriber-hosts [**sap** *sap-id*] [**ip** *ip-prefix/prefix-length*] [**mac** *ieee-address*] [**sub-profile** *sub-profile-name*] [**sla-profile** *sla-profile-name*] [**app-profile** *app-profile-name*] [**wholesaler** *service-id*] [**address-origin** *address-origin*] [**detail**] [**statistics**] [**spi-sharing-type** *spi-sharing-type*] [**spi-sharing-id** *spi-sharing-id*]

Context

[Tree] (show>service>id subscriber-hosts)

Full Context

show service id subscriber-hosts

Description

This command displays subscriber host information.

Parameters

sap-id

Specifies the physical port identifier portion of the SAP definition.

ip-prefix/prefix-length

Shows information for the specified IP address and mask.

Values *ipv4-prefix* — a.b.c.d (host bits must be 0)
 ipv4-prefix-length — 0 to 32
 ipv6-prefix — x:x:x:x:x:x:x (eight 16-bit pieces)
 x:x:x:x:x:d.d.d.d
 x — [0..FFFF]H
 d — [0..255]D
 ipv6-prefix-length — 0 to 128

ieee-address

Displays information only for the specified 48-bit MAC address. The MAC address can be expressed in the form *aa:bb:cc:dd:ee:ff* or *aa-bb-cc-dd-ee-ff* where *aa*, *bb*, *cc*, *dd*, *ee* and *ff* are hexadecimal numbers.

sub-profile-name

Displays an existing subscriber profile name to be associated with the static subscriber host. The subscriber profile is configured in the **config>subscr-mgmt>sub-profile** context.

sla-profile-name

Displays subscriber host information for hosts with the specified SLA profile name.

app-profile-name

Specifies an existing SLA app profile name, up to 32 characters.

service-id

Specifies the ID that uniquely identifies a service.

Values service-id: 1 to 214748364
 svc-name: string, up to 64 characters.

address-origin

Specifies an address origin.

Values aaa, dynamic, static, bonding

detail

Displays detailed information.

statistics

Displays the HTTP redirect statistics for the host. The redirect statistics are divided into HTTP GET and HTTP response for redirection.

spi-sharing-type

Displays subscriber host information for hosts with the specified SPI sharing type.

Values per-group, per-session-ipoe, per-session-ppp

spi-sharing-id

Displays subscriber host information for hosts with the specified SPI sharing type and sharing identifier. The SPI group ID is:

- a sharing ID when the sharing type is per-group
- an internal PPP or IPoE sharing ID when the sharing type is per-PPP or per-IPoE session

Values 0 to 4294967295

Platforms

7450 ESS, 7750 SR, 7750 SR-a, 7750 SR-e, 7750 SR-s, VSR

Output

The following output displays an example of subscriber host information.

Sample Output

```
*A:Dut-C># show service id 3 subscriber-hosts
=====
Subscriber Host table
=====
Sap          Subscriber
  IP Address
  MAC Address  PPPoE-SID  Origin      Fwding State
-----
2/1/5:2      TEACAHEH74
10.11.1.61
00:80:00:00:00:0a      N/A        ARP-Host    Fwding
[pw-11:11]      VIACAHEH74
```

```

10.11.1.2
  00:00:11:11:01:02      N/A      ARP-Host      Fwding
[pw-11:12]              pw-11:12
10.11.1.3
  00:00:11:11:01:03      N/A      ARP-Host      Fwding
[pw-11:13]              pw-11:13
10.11.1.4
  00:00:11:11:01:04      N/A      ARP-Host      Fwding
[pw-22:22]              XMACAHEH74
10.22.1.2
  00:00:22:22:01:02      N/A      ARP-Host      Fwding

[pw-33:33]              IUASAHEH74
10.33.1.2
  00:00:33:33:01:02      N/A      ARP-Host      Fwding
-----
Number of subscriber hosts: 6
=====
*A:Dut-C>#

A:Dut-A# show service id 100 subscriber-hosts ip 10.100.1.5
=====
Subscriber Host table
=====
Sap          IP Address      MAC Address      Origin(*) Subscriber
-----
1/2/1:102    10.100.1.5      00:10:00:00:00:03  -/D/- nokia_100
-----
Number of subscriber hosts : 1
=====
(*) S=Static Host, D=DHCP Lease, N=Non-Sub-Traffic
A:Dut-A#

```

The following table describes **show service-id subscriber hosts** output fields:

Table 544: Service-ID Subscriber Hosts Field Descriptions

Label	Description
Sap	The physical port identifier portion of the SAP definition.
IP Address	The IP address
MAC Address	The MAC address
PPPoE-SID	The PPPoE-SID of the originating subscriber
Origin Subscriber	The ID of the originating subscriber
Fwding State	The forwarding state
Number of subscriber hosts	The number of subscriber hosts

22.145 subscriber-identification

subscriber-identification

Syntax

subscriber-identification

Context

[\[Tree\]](#) (show>router>nat subscriber-identification)

Full Context

show router nat subscriber-identification

Description

This command displays the NAT subscriber identification information.

Platforms

7450 ESS, 7750 SR, 7750 SR-e, 7750 SR-s, VSR

subscriber-identification

Syntax

subscriber-identification subscriber-string *subscriber-string*

Context

[\[Tree\]](#) (clear>nat subscriber-identification)

Full Context

clear nat subscriber-identification

Description

This command clears NAT subscriber identification information.

Parameters

subscriber-string

Specifies the subscriber identification string, up to 64 characters.

Platforms

7450 ESS, 7750 SR, 7750 SR-e, 7750 SR-s, VSR

22.146 subscriber-mgmt

subscriber-mgmt

Syntax

subscriber-mgmt

Context

[\[Tree\]](#) (clear subscriber-mgmt)

Full Context

clear subscriber-mgmt

Description

This command enables the context to clear subscriber management data.

Platforms

7450 ESS, 7750 SR, 7750 SR-a, 7750 SR-e, 7750 SR-s, VSR

subscriber-mgmt

Syntax

subscriber-mgmt

Context

[\[Tree\]](#) (tools>perform subscriber-mgmt)

Full Context

tools perform subscriber-mgmt

Description

This command enables tools to control subscriber management.

Platforms

7450 ESS, 7750 SR, 7750 SR-a, 7750 SR-e, 7750 SR-s, VSR

subscriber-mgmt

Syntax

subscriber-mgmt

Context

[\[Tree\]](#) (tools>dump subscriber-mgmt)

Full Context

tools dump subscriber-mgmt

Description

Commands in this context display subscriber management resources.

Platforms

7450 ESS, 7750 SR, 7750 SR-a, 7750 SR-e, 7750 SR-s, VSR

subscriber-mgmt

Syntax

subscriber-mgmt

Context

[\[Tree\]](#) (show subscriber-mgmt)

Full Context

show subscriber-mgmt

Description

Commands in this context display subscriber management statistics.

Platforms

7450 ESS, 7750 SR, 7750 SR-a, 7750 SR-e, 7750 SR-s, VSR

22.147 subscriber-using

subscriber-using

Syntax

subscriber-using [**service-id** *service-id*] [**sap-id** *sap-id*] [**interface** *ip-int-name*] [**ip** *ip-address*[/*mask*]]
[**mac** *ieee-address*] [**sub-profile** *sub-profile-name*] [**sla-profile** *sla-profile-name*] [**app-profile** *app-profile-name*] [**port** *port-id*] [**no-inter-dest-id** | **inter-dest-id** *intermediate-destination-id*]

Context

[\[Tree\]](#) (show>service subscriber-using)

Full Context

show service subscriber-using

Description

This command displays selective subscriber information using specific options.

Parameters

service-id

Specifies the ID that uniquely identifies a service.

sap-id

Displays the physical port identifier portion of the SAP definition.

ip-int-name

Shows DHCP statistics on the specified interface.

port-id

Indicates the SAP or SDP for which this entry contains information.

ip-address[/mask]

Shows information for the specified IP address and mask.

ieee-address

Displays information only for the specified 48-bit MAC address. The MAC address can be expressed in the form *aa:bb:cc:dd:ee:ff* or *aa-bb-cc-dd-ee-ff* where *aa*, *bb*, *cc*, *dd*, *ee* and *ff* are hexadecimal numbers.

sub-profile-name

Displays an existing subscriber profile name to be associated with the static subscriber host. The subscriber profile is configured in the **config>subscr-mgmt>sub-profile** context.

sla-profile-name

Specifies an existing SLA profile name.

app-profile-name

Displays the profile of the specified application.

intermediate-destination-id

Indicates the intermediate destination identifier received from either the DHCP or RADIUS server, or the local user database.

Platforms

7450 ESS, 7750 SR, 7750 SR-a, 7750 SR-e, 7750 SR-s, VSR

Output

The following output displays an example of selective subscriber information.

Sample Output

```
A:Dut-A# show service subscriber-using service-id 100
=====
Subscribers
```

```

=====
Subscriber                Sub Profile
-----
nokia_100                 sub_prof100
-----
Matching Subscribers : 1
=====
A:Dut-A#

A:Dut-A# show service subscriber-using
=====
Subscribers
=====
Subscriber                Sub Profile
-----
nokia_100                 sub_prof100
nokia_110                 sub_prof110
nokia_120                 sub_prof120
nokia_130                 sub_prof130
nokia_80                  sub_prof80
nokia_90                  sub_prof90
client_PC1                sub_profPC1
static                    sub_default
-----
Matching Subscribers : 8
=====
A:Dut-A#

```

[Table 545: Subscriber Using Service ID Field Descriptions](#) describes subscriber using a specified service ID field descriptions.

Table 545: Subscriber Using Service ID Field Descriptions

Field	Description
Subscriber	The subscriber name
Sub Profile	The subscriber profile name
Matching Subscribers	The number of subscribers matching the search criteria

22.148 subscription

subscription

Syntax

subscription *subscription-id* [**paths**]

subscription

Context

[\[Tree\]](#) (show>system>telemetry>grpc subscription)

Full Context

show system telemetry grpc subscription

Description

This command displays the active telemetry gRPC subscriptions.

Parameters

subscription-id

A unique subscription ID or number that is assigned by the SR OS gRPC server to each active telemetry subscription.

paths

Indicates that the **show** command output includes all paths with the respective subscription ID information.

Platforms

All

Output

The following output describes the telemetry gRPC subscription fields.

Sample Output

```
A:node-6>show>system>telemetry>grpc# subscription
=====
Telemetry gRPC subscriptions
=====
Id          User          Mode          Port
Destination
-----
1           admin        stream        49648
192.99.5.0
-----
No. of gRPC Telemetry subscriptions: 1
=====
```

```
A:node-6>show>system>telemetry>grpc# subscription 2
=====
Telemetry gRPC subscription
=====
Subscription-id : 2
User           : admin
Destination    : 192.168.110.252
Port          : 54309
=====
```

```
A:node-6>show>system>telemetry>grpc# subscription 1 paths
=====
Telemetry gRPC subscription
=====
Subscription id : 1
User           : admin
Destination    : 192.99.5.0
Port          : 49648
=====
```

```

Subscription mode      : stream
-----
Paths
-----
Path                   : /state/router[router-instance=*]/interface[interface-
                        name=*]/ipv4/oper-state
Path mode              : on-change
Sample interval        : 10000 ms
Finished samples       : 1
Deferred samples       : 0
Total collection time  : 6 ms
Min collection time    : 6 ms
Avg collection time    : 6 ms
Max collection time    : 6 ms
-----
No. of paths           : 1
=====
  
```

subscription

Syntax

subscription *subscription-name* [**destinations** | **paths** | **scale-paths**]

subscription

Context

[\[Tree\]](#) (show>system>telemetry>persistent subscription)

Full Context

show system telemetry persistent subscription

Description

This command displays the active persistent subscriptions.

Parameters

subscription-name

Specifies the subscription name, up to 32 characters.

destinations

Indicates that the output includes all destinations with the respective subscription name.

paths

Indicates that the output includes all paths with the respective subscription name.

scale-paths

Indicates that the output includes all scale paths with the respective subscription name.

Platforms

All

Output

The following output is an example of persistent subscription fields and [Table 546: Show Persistent Subscription Field Descriptions](#) describes the output fields.

Sample Output

```
# show system telemetry persistent subscription
=====
Telemetry persistent subscriptions
=====
Name                               Admin  Oper
-----
miro                                Disabled Down
-----
No. of persistent Telemetry subscriptions: 1
=====
```

```
# show system telemetry persistent subscription miro
=====
Telemetry persistent subscription
=====
Subscription Name      : miro
Administrative State   : Disabled
Operational State     : Down
Oper Down Reason      : TODO
Subscription Id        : 0
Description            :
Sensor Group          : miro
Destination Group     : miro
Path Mode              : none
Sample Interval       : 10000 ms
Encoding               : json
=====
```

```
# show system telemetry persistent subscription miro destinations
=====
Telemetry persistent subscription
=====
Subscription Name      : miro
Administrative State   : Disabled
Operational State     : Down
Oper Down Reason      : TODO
Subscription Id        : 0
Description            :
Sensor Group          : miro
Destination Group     : miro
Path Mode              : none
Sample Interval       : 10000 ms
Encoding               : json
-----
Destinations
-----
Destination           : 1.1.1.1
Port                  : 57400
Operational State     : Down
Oper Down Reason      : TODO
Router Instance       :
Establishment Time    : 1970/01/01 00:00:00
Retry Count           : 0
Operational Qos       : be
Notification Count    : 0
-----
```

```

Total Notification Co*: 0
-----
No. of destinations   : 1
* indicates that the corresponding row element may have been truncated.
=====

# show system telemetry persistent subscription miro paths
=====
Telemetry persistent subscription
=====
Subscription Name    : miro
Administrative State : Disabled
Operational State    : Down
Oper Down Reason     : TODO
Subscription Id      : 0
Description          :
Sensor Group         : miro
Destination Group    : miro
Path Mode            : none
Sample Interval      : 10000 ms
Encoding             : json
-----
Paths
-----
Path                 : miro
Finished Samples     : 0
Deferred Samples     : 0
Total Collection Time : 0 ms
Min Collection Time  : 0 ms
Avg Collection Time  : 0 ms
Max Collection Time  : 0 ms
-----
No. of paths        : 1
=====

```

Table 546: Show Persistent Subscription Field Descriptions

Label	Description
Name Subscription Name	Displays the name of the persistent subscription.
Admin Administrative State	Enabled — The administrative state of the persistent subscription is enabled. Disabled — The administrative state of the persistent subscription is disabled.
Oper Operational State	Up — The operational state of the persistent subscription is up. Down — The operational state of the persistent subscription is down.
No. of persistent Telemetry subscriptions	Displays the number of persistent telemetry subscriptions.

Label	Description
Oper Down ReasonOper Down Reason	Displays the reason for the operational down state.
Subscription Id	Displays the subscription ID.
Description	Displays the description information of the subscription.
Sensor Group	Displays the sensor group name.
Destination Group	Displays the destination group name.
Path Mode	Displays the path mode.
Sample Interval	Displays the sample interval.
Encoding	json — The encoding method used for telemetry notifications. bytes — The encoding method used for telemetry notifications.
Destination	Displays the destination IP address.
Port	Displays the destination port.
Router Instance	Displays the router instance.
Establishment Time	Displays the date and time of the destination establishment.
Retry Count	Displays the number of missed TCP keepalive probes before closing a TCP connection.
Operational Qos	Displays the QoS marking type.
Notification Count	Displays the notification count.
Total Notification Co*	Displays the total notification count.
No. of destinations	Displays the total number of configured destinations.
Path	Displays the path name.
Finished Samples	Displays the number of finished samples.
Deferred Samples	Displays the number of deferred samples.
Total Collection Time	Displays the total collection time.
Min Collection Time	Displays the minimum collection time.

Label	Description
Avg Collection Time	Displays the average collection time.
Max Collection Time	Displays the maximum collection time.
No. of paths	Displays the total number of configured paths.

22.149 subscriptions

subscriptions

Syntax

subscriptions

Context

[Tree] (tools>dump>log subscriptions)

Full Context

tools dump log subscriptions

Description

This command displays the list of CLI logs to which each CLI session is currently subscribed.

Platforms

All

Output

The following is an output example.

Sample Output

```

=====
CLI log subscriptions of all CLI sessions
=====
Session ID      : 6
Type            : console
User            : admin
Login time      : 19OCT2017 08:24:14
Remote IP address: 192.168.102.122
Log ID         : 1
                : 2
                : 3
                : 4
                : 5
...

```



```

: 20
-----
Session ID      : 25
Type           : telnet
User           : admin
Login time     : 19OCT2017 08:33:16
Remote IP address: 192.168.102.138
Log ID        : 1
              : 2
=====

```

Table 547: Output Parameters describes the output fields.

Table 547: Output Parameters

Label	Description
Session ID	Specifies the session ID.
Type	Specifies the type of session (console, telnet, and so on).
User	Specifies the name of the user.
Login time	Specifies the time the user logged in.
Remote IP address	Specifies the originating (client side) IP address of the session.
Log ID	Specifies the log ID.

subscriptions

Syntax

subscriptions

Context

[Tree] (tools>dump>log subscriptions)

Full Context

tools dump log subscriptions

Description

This command displays the list of active subscriptions for this CLI session only.

Platforms

All

Output

The following is an example of subscriptions output.

Sample Output

```

=====
CLI logs this CLI session is subscribed to
=====
Log Id
-----
31
72
-----
No. of subscriptions: 2
=====
    
```

[Table 548: Output Parameters](#) describes subscriptions output fields.

Table 548: Output Parameters

Label	Description
No. of subscriptions	Specifies the number of active subscriptions.

22.150 summary

summary

Syntax

summary

Context

[\[Tree\]](#) (show>router>dhcp>server summary)

[\[Tree\]](#) (show>router>dhcp6>server summary)

Full Context

show router dhcp local-dhcp-server summary

show router dhcp6 local-dhcp-server summary

Description

This command displays DHCP or DHCP6 server summary information.

Platforms

7450 ESS, 7750 SR, 7750 SR-a, 7750 SR-e, 7750 SR-s, VSR

Output

The following output is an example of DHCP summary information.

Sample Output

```
*A:SUB-Dut-A# show router dhcp local-dhcp-server dhcpS2 summary
=====
DHCP server dhcpS2  router Base
=====
dhcpS2-P00L2
Admin State          : inService
Persistency State    : ok
User Data Base       : N/A
Use gateway IP address : disabled
Send force-renewals  : disabled
-----
Pool name : P00L2
-----
Subnet              Free      Stable   Declined  Offered   Remove-pending
-----
10.0.0.0/8         16384    0        0         0         0
Totals for pool    16384    0        0         0         0
-----
Totals for server  16384    0        0         0         0
-----
Associations                               Admin
-----
No associations found
=====
*A:SUB-Dut-A#

*A:vsim-2# show router 500 dhcp local-dhcp-server "d4" summary
=====
DHCP server d4  router 500
=====
Admin State          : inService
Operational State    : inService
Persistency State    : shutdown
User Data Base       : N/A
Use gateway IP address : enabled (scope subnet)
Use pool from client  : disabled
Send force-renewals  : disabled
Creation Origin       : manual
Lease Hold Time       : 0h0m0s
Lease Hold Time For  : N/A
User-ident            : mac-circuit-id
Failover Admin State  : outOfService
Failover Oper State   : shutdown
Failover Persist Key  : N/A
Administrative MCLT   : 0h10m0s
Operational MCLT     : 0h10m0s
Startup wait time     : 0h2m0s
Partner down delay    : 23h59m59s
  Ignore MCLT         : disabled
-----
Pool name : v4-1
-----
Failover Admin State  : inService
Failover Oper State   : normal
Failover Persist Key  : N/A
Administrative MCLT   : 0h10m0s
Operational MCLT     : 0h10m0s
Startup wait time     : 0h2m0s
Partner down delay    : 23h59m59s
  Ignore MCLT         : disabled
```

```

-----
Subnet                Free    %    Stable  Declined  Offered  Rem-pend  Drain
-----
10.20.20.0/24        (L) 10    90%    1         0         0         0         N
                    (R) N/A    0      0         N/A        N/A        N/A        N/A        N
Totals for pool      10     90%    1         0         0         0
-----
Totals for server    10     90%    1         0         0         0
-----
Interface associations
Interface              Admin
-----
l1                     Up
-----
Local Address Assignment associations
Group interface        Admin
-----
=====
*A:vsim-2#
  
```

summary

Syntax

summary

Context

[\[Tree\]](#) (show>router>dhcp6 summary)

[\[Tree\]](#) (show>router>dhcp summary)

Full Context

show router dhcp6 summary

show router dhcp summary

Description

This command displays the status of the DHCP6 relay and DHCP snooping functions on each interface.

Platforms

All

Output

The following outputs display DHCP and DHCP6 summary information.

Sample Output

```

A:ALA-48>show>router>dhcp# summary
=====
Interface Name          Arp      Used/    Info     Admin
                        Populate Provided Option  State
-----
ccaiesif                No       0/0     Keep     Down
ccanet6                 No       0/0     Keep     Down
  
```

```

iesBundle           No      0/0      Keep    Up
spokeSDP-test      No      0/0      Keep    Down
test                No      0/0      Keep    Up
test1              No      0/0      Keep    Up
test2              No      0/0      Keep    Up
testA              No      0/0      Keep    Up
testB              No      0/0      Keep    Up
testIES            No      0/0      Keep    Up
to-web             No      0/0      Keep    Up
-----
Interfaces: 11
=====
A:ALA-48>show>router>dhcp#

*A:vsim-2# show router 500 dhcp summary
=====
DHCP Summary (Service: 500)
=====
Interface Name      Arp      Leases Per Interface/  Info  Admin
 SapId/Sdp         Populate Per Sap Limit         Option State
-----
g1                  No       1/1                    Keep   Up
 sap:1/1/7         1/1
l1                  No       0/0                    Keep   Down
-----
Interfaces: 2
=====
*A:vsim-2#

```

Table 549: DHCP Summary Field Descriptions describes DHCP summary output field descriptions.

Table 549: DHCP Summary Field Descriptions

Label	Description
Interface Name	The name of the router interface
ARP Populate	ARP populate is enabled or disabled
Used/Provided	The number of used and provided DHCP leases
Info Option	Option 82 processing is enabled or disabled on the interface
Admin State	The administrative state

Sample Output

```

*A:vsim-2# show router 500 dhcp6 summary
=====
DHCP6 Summary (Service: 500)
=====
-----
Service Interfaces
-----
Interface Name      Nbr      Used/Max Relay  Admin  Oper Relay
 SapId            Resol.   Used/Max Server Admin  Oper Server
-----
l1                  No       0/0            Down   Down
                  0/8000    0/8000         Down   Down

```

```

-----
Interfaces: 1
-----
Routed C0 Interfaces
-----
Interface Name          Used          Admin (proxy/relay)
  SapId
-----
g1                       1             Down/Up
  sap:1/1/7             1
-----
Interfaces: 1          1
-----
=====
*A:vsim-2#
=====
*A:vsim-2# show router 500 dhcp6 local-dhcp-server "d6" summary
=====
DHCP server d6  router 500
=====
Admin State           : inService
Operational State     : inService
Persistency State     : shutdown
Use Link Address      : enabled (scope subnet)
Use pool from client  : disabled
Creation Origin       : manual
Lease Hold Time       : 0h0m0s
Lease Hold Time For   : N/A
User-ident            : duid
Interface-id-mapping  : disabled
Ignore-rapid-commit   : disabled
Allow-lease-query     : disabled
Failover Admin State  : outOfService
Failover Oper State   : shutdown
Failover Persist Key  : N/A
Administrative MCLT   : 0h10m0s
Operational MCLT     : 0h10m0s
Startup wait time     : 0h2m0s
Partner down delay    : 23h59m59s
  Ignore MCLT         : disabled
-----
Pool name : v6-1
-----
Failover Admin State  : inService
Failover Oper State   : preNormal
Failover Persist Key  : N/A
Time Left             : 0h4m16s before state transition
Administrative MCLT   : 0h10m0s
Operational MCLT     : 0h10m0s
Startup wait time     : 0h2m0s
Partner down delay    : 23h59m59s
  Ignore MCLT         : disabled
-----
Prefix
-----
Stable  Declined  Advert  Rem-pend  Drain
-----
2001:dead:1::/56
(L)  1      0      0      0      N
2001:dead:2::/56
(R)  0      0      0      0      N
Totals for pool
      1      0      0      0
-----

```

```
Totals for server          1      0      0      0
-----
Interface associations
Interface                Admin
-----
l1                       Up
-----
Local Address Assignment associations
Group interface         Admin
-----
=====
*A:vsim-2#
```

[Table 550: DHCP6 Summary Field Descriptions](#) describes DHCP6 summary output fields.

Table 550: DHCP6 Summary Field Descriptions

Label	Description
Interface Name	The name of the router interface
ARP Populate	ARP populate is enabled or disabled
Used/Provided	The number of used and provided DHCP leases
Info Option	Option 82 processing enabled or disabled on the interface
Admin State	The administrative state

summary

Syntax

summary [**interface** *interface-name* | **saps**]

Context

[\[Tree\]](#) (show>service>id>dhcp summary)

Full Context

show service id dhcp summary

Description

This command displays DHCP configuration summary information.

Parameters

interface-name

Displays information for the specified IP interface.

Values 32 characters maximum.

saps

Displays SAPs per interface.

Platforms

All

Output

The following output is an example of DHCP summary information, and [Table 551: Show Service-ID DHCP Summary Field Descriptions](#) describes the output fields.

Sample Output

```
A:ALA-49# show service id 1 dhcp summary
=====
DHCP Summary, service 1
=====
Interface Name      Arp      Used/      Info      Admin
SapId/Sdp           Populate Provided      Option    State
-----
SpokeSDP            No        0/0        Keep      Up
  sdp:spoke-3:4      0/0
test                No        0/0        Keep      Up
  sap:1/1/4:50/5    0/0
to- ce1             No        0/0        Keep      Up
  sap:1/1/10:1      0/0
-----
Interfaces: 3
=====
A:ALA-49#
```

Table 551: Show Service-ID DHCP Summary Field Descriptions

Label	Description
Sap/Sdp	The configuration identification, expressed by a string containing "card/mda/port:/logical-id".
Snoop	Yes — The packets received from the DHCP clients were snooped. No — The packets received from the DHCP clients were not snooped.
Used/Provided	Used — The number of lease-states that are currently in use on a specific interface, that is, the number of clients on that interface got an IP address by DHCP. This value is always less than or equal to the 'Provided' field. Provided — The lease-populate value that is configured for a specific interface.
Arp Reply Agent	Displays whether or not there is proper handling of received ARP requests from subscribers.
Info Option	Keep — The existing information is kept on the packet and the router does not add any additional information. Replace — On ingress, the existing information-option is replaced with the information-option from the router. Drop —The packet is dropped and an error is logged.

Label	Description
Admin State	Indicates the administrative state.

summary

Syntax

summary

Context

[\[Tree\]](#) (show>service>id>ppp summary)

Full Context

show service id ppp summary

Description

This command displays PPP summary information.

Platforms

7450 ESS, 7750 SR, 7750 SR-a, 7750 SR-e, 7750 SR-s, VSR

summary

Syntax

summary

Context

[\[Tree\]](#) (show>subscr-mgmt>gtp summary)

Full Context

show subscriber-mgmt gtp summary

Description

This command displays a GTP system summary of information.

Platforms

7750 SR, 7750 SR-e, 7750 SR-s, VSR

Output

The following is an example of GTP summary information.

Sample Output

```
Node# show subscriber-mgmt gtp summary
=====
GTP system summary
=====
Actual number of MME                : 1
Actual number of ENODE-B            : 1
Actual number of S11 Sessions       : 1
Actual number of Mobile Gateways    : 0
Actual number of Uplinks             : 0
Actual number of Uplinks in Hold    : 0
=====
```

summary

Syntax

summary

Context

[\[Tree\]](#) (show>service>id>pppoe summary)

Full Context

show service id pppoe summary

Description

This command displays PPPoE summary information.

Platforms

7450 ESS, 7750 SR, 7750 SR-a, 7750 SR-e, 7750 SR-s, VSR

summary

Syntax

summary

Context

[\[Tree\]](#) (show>service>id>ipoe summary)

Full Context

show service id ipoe summary

Description

This command displays a summary of IPoE information.

Platforms

7450 ESS, 7750 SR, 7750 SR-a, 7750 SR-e, 7750 SR-s, VSR

summary

Syntax

summary

Context

[Tree] (show>service>dynsvc summary)

Full Context

show service dynamic-services summary

Description

This command displays the global configuration summary for dynamic services:

- Service range
- Timers



Note:

This command is not available in the MD-CLI.

Platforms

7450 ESS, 7750 SR, 7750 SR-a, 7750 SR-e, 7750 SR-s, VSR

Output

The following output displays dynamic service summary information.

Sample Output

```
# show service dynamic-services summary
=====
Dynamic Services Summary
=====
range start           : 100000
range end             : 200001
setup timeout Access Accept : 30
=====
```

[Table 552: Dynamic Services Summary Field Descriptions](#) describes Dynamic Services summary fields.

Table 552: Dynamic Services Summary Field Descriptions

Output field	Description
range start	The start service ID to define the service range for dynamic services.

Output field	Description
range end	The start and end service ID to define the service range for dynamic services.
setup timeout Access Accept	The timeout, in seconds, after which a script is canceled for setup actions received via RADIUS Access-Accept messages.

summary

Syntax

summary

Context

[\[Tree\]](#) (show>service>id>slaac summary)

Full Context

show service id slaac summary

Description

This command displays a summary of all SLAAC hosts.

Platforms

7450 ESS, 7750 SR, 7750 SR-a, 7750 SR-e, 7750 SR-s, VSR

summary

Syntax

summary

Context

[\[Tree\]](#) (show>service>vsd summary)

Full Context

show service vsd summary

Description

This command displays the global configuration summary for vsd services.

Platforms

All

Output

Sample Output

```
*A:PE1# show service vsd summary
=====
VSD Information
=====
Service Range
Start          : 64000                End          : 65000
=====
VSD Domain Table
=====
Name           Type           Origin        Admin
-----
L2-DOMAIN-5    l2Domain      vsd           inService
-----
Number of domain entries: 1
=====
```

summary

Syntax

summary [**sap** *sap-id*]

Context

[\[Tree\]](#) (show>service>id>host-connectivity-verify summary)

Full Context

show service id host-connectivity-verify summary

Description

This command displays a host connectivity verification summary.

Parameters

sap-id

Specifies the SAP ID to show statistics for.

Platforms

7450 ESS, 7750 SR, 7750 SR-a, 7750 SR-e, 7750 SR-s, VSR

summary

Syntax

summary [**all**]

summary [**family** *family*] [**group** *name*]

Context

[\[Tree\]](#) (show>router>bgp summary)

Full Context

show router bgp summary

Description

This command displays a summary of BGP neighbor information.

If confederations are not configured, that information is not displayed in the command output.

The "State" field displays the global BGP operational state. The valid values are:

- Up — BGP global process is configured and running.
- Down — BGP global process is administratively shutdown and not running.
- Disabled — BGP global process is operationally disabled. The process must be restarted by the operator. For example, if a BGP peer is operationally disabled, the state in the summary table shows the state 'Disabled'.

Parameters

all

Displays BGP peers in all instances.

family

Specifies the type of routing information to be distributed by the BGP instance.

Values pv4, vpn-ipv4, ipv6, mcast-ipv4, vpn-ipv6, l2-vpn, mdt-safi, ms-pw, mvpn-ipv4, flow-ipv4, route-target, mcast-vpn-ipv4, mvpn-ipv6, flow-ipv6, evpn, mcast-ipv6, label-ipv4, label-ipv6, bgp-ls

name

Specifies the group name up to 32 characters.

Platforms

All

Output

The following output is an example of BGP summary information, and [Table 553: Show BGP Summary Field Descriptions](#) describes the output fields.

Sample Output

```
A:Dut-B>config>router>bgp# show router bgp summary
=====
BGP Router ID:1.0.0.2          AS:1          Local AS:1
=====
BGP Admin State      : Up          BGP Oper State      : Up
Total Peer Groups    : 1           Total Peers         : 1
Total VPN Peer Groups : 0           Total VPN Peers     : 0
Current Internal Groups : 1         Max Internal Groups : 1
```

```

Total BGP Paths      : 19          Total Path Memory      : 6840

*A:ALA-12# show router 3 bgp summary
=====
BGP Router ID : 10.0.0.14      AS : 65206   Local AS : 65206
=====
BGP Admin State      : Up          BGP Oper State      : Up
Confederation AS     : 40000
Member Confederations : 65205 65206 65207 65208

Number of Peer Groups : 2          Number of Peers      : 7
Total BGP Active Routes : 86689      Total BGP Routes     : 116999
Total BGP Paths       : 35860      Total Path Memory    : 2749476
Total Supressed Routes : 0          Total History Routes : 0
Total Decayed Routes  : 0

=====
BGP Summary
=====
Neighbor      AS PktRcvd PktSent InQ OutQ   Up/Down State|Recv/Actv/Sent
-----
10.0.0.1      65206    5  21849  0    0  00h01m29s 32/0/86683
10.0.0.12     65206    0    0    0    0  00h01m29s Active
10.0.0.13     65206    5  10545  0    50  00h01m29s 6/0/86683
10.0.0.15     65205    0    0    0    0  00h01m29s Active
10.0.0.16     65206    5   9636  0    50  00h01m29s 6/0/86683
10.0.27.1     2         0    0    0    0  00h01m29s Active
10.0.28.1     60203   22512  15    0    0  00h01m29s 116955/86689/9
=====
*A:ALA-12#

```

Table 553: Show BGP Summary Field Descriptions

Label	Description
BGP Router ID	The local BGP router ID
AS	The configured autonomous system number
Local AS	The configured local AS setting, if not configured it is the same as the system AS
BGP Admin State	Down — BGP is administratively disabled Up — BGP is administratively enabled
BGP Oper State	Down — BGP is operationally disabled Up — BGP is operationally enabled
Confederation AS	The configured confederation AS
Current Internal Groups	The current number of internal BGP peer groups. BGP peers are grouped within the BGP software to optimize the building of UPDATE messages towards peers with a similar configuration. An internal group is not the same as a configured BGP peer group.

Label	Description
Max Internal Groups	The maximum number of internal BGP peer groups that existed at any point since the last restart of BGP. BGP peers are grouped within the BGP software to optimize the building of UPDATE messages towards peers with a similar configuration. An internal group is not the same as a configured BGP peer group.
Member Confederations	The configured members of the BGP confederation
Number of Peer Groups	The total number of configured BGP peer groups
Number of Peers	The total number of configured BGP peers
Total BGP Active Routes	The total number of BGP routes used in the forwarding table
Total BGP Routes	The total number of BGP routes learned from BGP peers
Total BGP Paths	The total number of unique sets of BGP path attributes learned from BGP peers
Total Path Memory	Total amount of memory used to store the path attributes
Total Suppressed Routes	Total number of suppressed routes due to route damping
Total History Routes	Total number of routes with history due to route damping
Total Decayed Routes	Total number of decayed routes due to route damping
Neighbor	BGP neighbor address
AS (Neighbor)	BGP neighbor autonomous system number
PktRcvd	Total number of packets received from the BGP neighbor
PktSent	Total number of packets sent to the BGP neighbor
InQ	The number of BGP messages to be processed
OutQ	The number of BGP messages to be transmitted
Up/Down	The amount of time that the BGP neighbor has either been established or not established depending on its current state
State Recv/Actv/Sent	The BGP neighbor's current state (if not established) or the number of received routes, active routes and sent routes (if established)

summary

Syntax

summary [**session** *ip-addr*[*label-space*]] [**ipv4** | **ipv6**]

Context

[\[Tree\]](#) (show>router>ldp>bindings summary)

Full Context

show router ldp bindings summary

Description

This command displays a summary of LDP bindings.

Parameters

session *ip-addr*[*label-space*]

Specifies the IP address and label space identifier.

Values <ip-addr[*label-spa**> : ipv4-address:label-space ipv6-address[*label-space*] label-space - [0 to 65535]

ipv4

Displays IPv4 summary bindings information.

ipv6

Displays IPv6 summary bindings information.

Platforms

All

summary

Syntax

summary

Context

[\[Tree\]](#) (show>router>mpls-labels summary)

Full Context

show router mpls-labels summary

Description

This command displays the MPLS label summary.

Platforms

All

Output

The following output is an example of MPLS label summary information.

[Table 554: MPLS Label Summary Output Fields](#) describes MPLS label summary output fields.

Sample Output

```
*A:cses-V23>show>router>mpls-labels># show router mpls-labels summary
=====
Mpls-Labels Summary
=====
Static Label Range          : 18400
Bgp Labels Hold Timer       : 30
Segment Routing Start Label : 0
Segment Routing End Label   : 0
Reserved Label Block Name   :
                             test reserved-label
=====
```

Table 554: MPLS Label Summary Output Fields

Label	Description
Static Label Range	Displays the static label range.
Bgp Labels Hold Timer	Displays the BGP labels hold timer.
Segment Routing Start Label	Displays the segment routing start label.
Segment Routing End Label	Displays the segment routing end label.
Reserved Label Block Name	Displays the reserved label block name.

summary

Syntax

summary

Context

[\[Tree\]](#) (show>app-assure>group>http-enrich summary)

Full Context

show application-assurance group http-enrich summary

Description

This command displays summarized HTTP enrichment information.

Platforms

7450 ESS, 7750 SR, 7750 SR-e, 7750 SR-s, VSR

summary

Syntax

summary

Context

[\[Tree\]](#) (show>app-assure>group>policy summary)

Full Context

show application-assurance group policy summary

Description

This command displays application-assurance policy summary information.

Platforms

7450 ESS, 7750 SR, 7750 SR-e, 7750 SR-s, VSR

summary

Syntax

summary

Context

[\[Tree\]](#) (show>app-assure>group>aa-sub summary)

Full Context

show application-assurance group aa-sub summary

Description

This command displays a summary of statistics for a specific aa-sub.

Platforms

7450 ESS, 7750 SR, 7750 SR-e, 7750 SR-s, VSR

Output

The following is an example show output for the **summary** command.

Sample Output

```
A:ALU>show>app-assure>group>aa-sub# summary
=====
Application-Assurance Subscriber Summary
=====
AA-Subscriber      : TestSubscriberName
ISA assigned       : 3/2
App-Profile        : Power_Profile
App-Profile divert : Yes
Sub-quarantined    : No
Capacity cost      : 1
-----
Traffic            Octets           Packets          Flows
-----
Admitted from subscriber: 7092548           52935            2843
Denied from subscriber:  51160             617              374
Active flows from subscriber:
Admitted to subscriber: 73705675           73538            1453
Denied to subscriber:    0                  0                0
Active flows to subscriber:
Total flow duration:    12750 seconds
Terminated flows:
Short Duration flows:
Medium Duration flows:
Long Duration flows:
-----
Top App-Groups      Octets           Packets          Flows
-----
MultiMedia          29060053         29961            138
Tunneling            19659289         33535            164
Web                  14856331         19829            932
=====
A:ALU>show>app-assure>group>aa-sub#
```

summary

Syntax

summary

Context

[\[Tree\]](#) (tools>dump>app-assure>group summary)

Full Context

tools dump application-assurance group summary

Description

This command displays subscriber summary information.

Platforms

7450 ESS, 7750 SR, 7750 SR-e, 7750 SR-s, VSR

summary

Syntax

summary

Context

[\[Tree\]](#) (show>router>firewall summary)

Full Context

show router firewall summary

Description

This command displays a simple overview of all firewall configurations specific to the routing instance.

Platforms

7750 SR, 7750 SR-e, 7750 SR-s, VSR

Output

The following output is an example of summary firewall information.

Sample Output

```
Node# show router 4 firewall summary
=====
Firewall policies
=====
Policy                               : firewall_dhcp6_4
-----
Domain                               : domain_dhcp6_4
ISA group                             : 1
Administrative state                  : in-service
Policy                               : firewall_slaac_4
-----
Domain                               : domain_slaac_4
ISA group                             : 1
Administrative state                  : in-service
-----
No. of policies: 2
=====
```

summary

Syntax

summary

Context

[\[Tree\]](#) (show>router>nat summary)

Full Context

show router nat summary

Description

This command displays the NAT information summary.

Platforms

7450 ESS, 7750 SR, 7750 SR-e, 7750 SR-s, VSR

Output

The following is sample output for this command.

Sample Output

```
*A:SR12_PPP0E>show>router>nat# show router Base nat summary
=====
NAT pools
=====
Pool                NAT-group  Type          Admin-state
-----
privpool            3          largeScale   inService
pubpool             1          largeScale   inService
-----
No. of pools: 2
=====
A:SR12_PPP0E#
```

The following is sample output showing NAT import policy information.

```
*A:Dut-C>config>service>vprn>nat>inside# /show router 101 nat summary
=====
ISA NAT group redundancy      : active-standby
=====
Subscriber identification
=====
Admin state                   : outOfService
Attribute vendor              : nokia
Attribute type                : alc-sub-string
Description                   : (Not Specified)
Drop unidentified traffic     : false
Radius proxy server router    : (Not Specified)
Radius proxy server name      : (Not Specified)
Last management change        : 05/11/2021 11:09:25
=====
NAT Redundancy
=====
Peer                          : (Not Specified)
IPv6 peer                     : (Not Specified)
Steering route                : (Not Specified)
=====
NAT policies
=====
Policy                        : n44Pool1-1
-----
Inside router                 : vprn101
```

```

Outside router          : vprn601
Pool                   : n44Pool1
Type                   : default
Active                 : true
-----
No. of policies: 1
=====
NAT-Import policies
=====
Policy 1 : policystatment1
Policy 2 : bgpNat3
Policy 3 : (Not Specified)
Policy 4 : (Not Specified)
Policy 5 : (Not Specified)
=====
Destination NAT
=====
Inside source prefix list      : (Not Specified)
Outside route limit           : 32768
Outside routes                 : 0
=====
Large Scale NAT destination prefixes
=====
Destination prefix            Nat policy
-----
200.0.0.0/16                  n44Pool1-1
=====
*A:Dut-C>config>service>vprn>nat>inside#

```

summary

Syntax

summary

Context

[\[Tree\]](#) (show>grp-encryp summary)

Full Context

show group-encryption summary

Description

This command shows NGE summary information.

Platforms

7450 ESS, 7750 SR, 7750 SR-e, 7750 SR-s, VSR

Output

The following output is an example of NGE summary information, and [Table 555: Show Group Encryption Summary Output Fields](#) describes the fields.

Output Example

```
domain1>show>grp-encryp# summary
=====
Group Encryption
=====
Encryption Label : 34
=====
Encryption Keygroup
=====
Id Name          Auth Algo   Encr Algo   Active OutSA
-----
2  KG1_secure    sha256     aes128      6
4                   sha256     aes128      0
-----
No. of Encryption Keygroup: 2
=====
domain1>show>grp-encryp#
```

Table 555: Show Group Encryption Summary Output Fields

Label	Description
Group Encryption	
Encryption Label	The unique network-wide group encryption label
Encryption Keygroup	
Id	The key group identifier value
Name	The key group name
Auth Algo	The authentication algorithm used by the key group
Encr Algo	The encryption algorithm used by the key group
Active OutSA	The active outbound SA for the key group
No. of Encryption Keygroup	The number of encryption key groups currently configured on the node

summary

Syntax

summary

Context

[\[Tree\]](#) (show>router>seg-rt>sr-policies summary)

Full Context

show router segment-routing sr-policies summary

Description

This command displays summary information about all policies: BGP, static local, and static non-local.

Platforms

All

Output

The following output is an example of policies summary information.

Output Example

```
*A:Dut-A>config>router# show router segment-routing sr-policies summary
```

```
=====
SR-Policies Summary
=====
```

```
Admin Status      : Up
Ingress Stats     : N/A           Egress Stats      : N/A
Resv Label Blk Name:
TTM Preference    : 14           BSID Allocated    : 0
Static Local Policies : 2       Active Static Lcl Pol : 2
Static Non Local Pol : 0
BGP Policies      : 0           Active BGP Policies : 0
=====
```

summary

Syntax

summary

Context

[\[Tree\]](#) (show>subscr-mgmt>pfcf summary)

Full Context

show subscriber-mgmt pfcf summary

Description

This command displays PFCF session and association counters.

Platforms

7450 ESS, 7750 SR, 7750 SR-a, 7750 SR-e, 7750 SR-s, VSR

Output

The following output is an example of PFCF summary information.

Sample Output

```
A:BNG-UPF# show subscriber-mgmt pfcg summary
=====
PFCP system summary
=====
Actual number of associations           : 1
Actual number of PFCP sessions         : 2
  Actual number of PFCP sessions in setup : 0
  Actual number of default tunnels      : 1
  Actual number of PPP sessions        : 1
  Actual number of IPOE sessions        : 0
=====
```

summary

Syntax

summary

Context

[\[Tree\]](#) (show>router>srv6 summary)

Full Context

show router segment-routing-v6 summary

Description

This command displays the summary SRv6 status.

Platforms

7450 ESS, 7750 SR, 7750 SR-s, 7950 XRS, VSR

summary

Syntax

summary

Context

[\[Tree\]](#) (show>li>x-interfaces summary)

Full Context

show li x-interfaces summary

Description

This command displays a summary of the status of the X1, X2, and X3 interfaces.

Platforms

7450 ESS, 7750 SR, 7750 SR-a, 7750 SR-e, 7750 SR-s, 7950 XRS

summary

Syntax

summary

Context

[Tree] (tools>dump>system>cpm-http-redirect summary)

Full Context

tools dump system cpm-http-redirect summary

Description

This command displays the summary of the **cpm-http-redirect optimized-mode** information for the total number of hosts and connections currently in use. This output can also be used to compare the current system utilization with the maximum system scale.

Platforms

All

Output

The following output shows an example:

Sample Output

```
A# tools dump system cpm-http-redirect summary
=====
CPM HTTP Redirect summary
=====
Actual number of hosts                : 0
Actual number of connections          : 0
Number of hosts created in the last second : 0
Number of connections created in the last second : 0
=====
```

summary

Syntax

summary [*family*] [**egress-if** *port-id*]

summary [*family*] [**egress-lsp** *tunnel-id*]

summary [**egress-nh** *ip-address*] [*family*]

Context

[\[Tree\]](#) (show>router>ldp>bindings>active summary)

Full Context

show router ldp bindings active summary

Description

This command displays a summary of the LDP active bindings.

Parameters

ip-address

Specifies the IPv4 or IPv6 address.

Values		
ipv4-address:	a.b.c.d	
ipv6-address:	x:x:x:x:x:x:x (eight 16-bit pieces)	
	x:x:x:x:x:d.d.d.d	
	x: [0 to FFFF]H	
	d: [0 to 255]D	

family

Specifies the address family.

Values ipv4, ipv6

port-id

Specifies the port ID.

Values		
	<i>slot[/mda[/port]]</i> or <i>slot/mda/port [.channel]</i>	
aps-id	aps-group-id [.channel]	
	aps	keyword
	<i>group-id</i>	1 to 128
eth-sat-id	esat-id [/slot/[u]port]	
	esat	keyword
	<i>id</i>	1 to 20
	<i>u</i>	keyword for up-link port
tdm-sat-id	tsat-id [/slot/[u]port.channel]	
	tsat	keyword
	<i>id</i>	1 to 20

	u	keyword for up-link port
pxc-id	pxc-id.sub-port	
	pxc	keyword
	<i>id</i>	1 to 64
	<i>sub-port</i>	a to b

tunnel-id

Specifies the tunnel ID.

Values 0 to 4294967295

Platforms

All

22.151 summary-address

summary-address

Syntax

summary-address [*ip-address* [*/prefix-length*]]

Context

[\[Tree\]](#) (show>router>isis summary-address)

Full Context

show router isis summary-address

Description

This command displays IS-IS summary addresses information.

Platforms

All

Output

Router IS-IS Summary Address Output

[Table 556: IS-IS Summary Address Output Fields](#) describes the IS-IS summary address output fields.

Table 556: IS-IS Summary Address Output Fields

Label	Description
Address	The IP address.
Level	Specifies the IS-IS level from which the prefix should be summarized.

Sample Output

```
A:ALA-48# show router isis summary-address
=====
Rtr Base ISIS Instance 0 Summary Address
=====
Address Level
-----
1.0.0.0/8 L1
2.1.0.0/24 L1L2
3.1.2.3/32 L2
-----
Summary Addresses : 3
=====
A:ALA-48#
```

22.152 svlan-statistics

svlan-statistics

Syntax

```
svlan-statistics port port-id all-svlans
svlan-statistics port port-id svlan tag
```

Context

[\[Tree\]](#) (show>subscr-mgmt svlan-statistics)

Full Context

```
show subscriber-mgmt svlan-statistics
```

Description

This command displays S-VLAN statistics.

Parameters

port-id

Specifies the physical port ID in the *slot/mda/port* format of the S-VLAN.

Values

slot/mda/port

lag-id

lag-id

lag

keyword

id

1 to 800

pw-id

pw-id

id

1 to 32767

all-svlans

Displays statistics for all S-VLANs on the port.

svlan

Displays information about the S-VLAN.

tag

Specifies a valid S-VLAN identifier.

Values 0 to 4095

Platforms

7450 ESS, 7750 SR, 7750 SR-a, 7750 SR-e, 7750 SR-s, VSR

Output

The following is an example of S-VLAN statistics information.

The collected statistics per outer VLAN tag, including the number of subscriber hosts is captured in the output.

Sample Output

```
*A:Dut-C# show subscriber-mgmt svlan-statistics port 1/1/2 all-svlans
=====
Subscriber VLAN statistics for port 1/1/2 vlan 51
=====
-----
Ingress                Egress
-----
IP packets              5                5
Bytes in IP packets    670             670
Last cleared           12/18/2020 10:03:48
-----
Number of active subscriber hosts : 1
=====
Subscriber VLAN statistics for port 1/1/2 vlan 113
=====
-----
Ingress                Egress
-----
IP packets              10              10
Bytes in IP packets    1320            1320
Last cleared           12/18/2020 10:03:48
-----
Number of active subscriber hosts : 2
```

```
=====
*A:Dut-C#
```

This counter counts subscriber hosts (represented as individual IP addresses) and not sessions. This is shown in the output of the following commands where there is only one session but two subscriber hosts counted in the VLAN statistics.

```
*A:Dut-C# show service active-subscribers
=====
Active Subscribers
=====
Subscriber test-1
      (sub_profile)
-----
(1) SLA Profile Instance sap:1/1/5:4 - sla:sla_profile
-----
IP Address      MAC Address      Session      Origin      Svc      Fwd
-----
10.2.3.41      00:00:00:00:00:04  IPoE        DHCP        10       Y
90:64:1:2::/64 00:00:00:00:00:04  IPoE        SLAAC       10       Y
-----
Number of active subscribers : 1
=====
*A:Dut-C#

*A:Dut-C# show subscriber-mgmt svlan-statistics port 1/1/5 all-svlans
=====
Subscriber VLAN statistics for port 1/1/5 vlan 4
=====
                               Ingress      Egress
-----
IP packets                    0            0
Bytes in IP packets           0            0
-----
Number of active subscriber hosts : 2
=====
*A:Dut-C#
```

svlan-statistics

Syntax

```
svlan-statistics port port-id all-svlans
```

```
svlan-statistics port port-id svlan tag
```

Context

```
[Tree] (clear>subscr-mgmt svlan-statistics)
```

Full Context

```
clear subscriber-mgmt svlan-statistics
```


Description

This command clears Subscriber-VLAN statistics.

Parameters

port-id

Specifies the physical port ID in the *slot/mda/port* format of the S-VLAN.

all-svlans

Clears statistics for all S-VLANs on the port.

svlan

Clears information associated with the S-VLAN.

tag

Specifies a valid S-VLAN identifier.

Values 0 to 4095

Platforms

7450 ESS, 7750 SR, 7750 SR-a, 7750 SR-e, 7750 SR-s, VSR

22.153 switch-fabric

switch-fabric

Syntax

switch-fabric [**exclude-sfm** *sfm-list*]

switch-fabric high-bandwidth-multicast

switch-fabric failure-recovery

Context

[\[Tree\]](#) (show>system switch-fabric)

Full Context

show system switch-fabric

Description

This command displays switch fabric information. When an MDA is not provisioned in an XCM, no information is displayed relating to that MDA. To display the forwarding capacity and multicast planes corresponding to that MDA, regardless of whether an XMA is equipped, an **mda-type** must be provisioned for that MDA.

Parameters

sfm-list

Specifies the SFMs to exclude from the displayed switch fabric information, in the format of a comma separated list of SFM numbers from 1 to 16, depending on the platform.

Values *sfm-name* [,*sfm-name*...]
 where *sfm-name* can be 1 to 16

high-bandwidth-multicast

Specifies that MDA information about the switch-fabric plane's high bandwidth multicast traffic tap allocation is displayed.

failure-recovery

Specifies to display information about the automatic switch fabric recovery process. The SFMs are listed in numerical order and are only shown when the recovery process is in progress or it has completed.

Platforms

7450 ESS, 7750 SR-7/12/12e, 7750 SR-e, 7750 SR-1s, 7750 SR-2s, 7750 SR-7s, 7750 SR-14s, 7950 XRS

Output

The following outputs are examples of switch fabric information, and the tables describe the output fields.

- [Sample Output show system switch-fabric](#); [Table 557: Switch Fabric Output Field Descriptions](#)
- [Sample Output show system switch-fabric exclude-sfm](#); [Table 557: Switch Fabric Output Field Descriptions](#)
- [Sample Output show system switch-fabric high-bandwidth-multicast](#); [Table 558: Switch Fabric High Bandwidth Multicast Output Field Descriptions](#)
- [Sample Output show system switch-fabric failure-recovery \(7750 SR\)](#); [Table 559: Show Automatic Switch Fabric Recovery Information Fields](#)

Sample Output show system switch-fabric

```
*A:DUT-A# show system switch-fabric
=====
Switch Fabric
=====
Slot/FP           Min. Forwarding Capacity    Max. Forwarding Capacity
-----
1/1                100%                        100%
1/2                100%                        100%
1/5                100%                        100%
1/6                100%                        100%
3/1                100%                        100%
3/5                100%                        100%
3/6                100%                        100%
5/1                100%                        100%
5/2                100%                        100%
5/3                100%                        100%
5/5                100%                        100%
5/6                100%                        100%
5/7                100%                        100%
5/8                100%                        100%
A                  100%                        100%
B                  100%                        100%
-----
```

```
sfm-loss-threshold: 2
=====
```

Table 557: Switch Fabric Output Field Descriptions describes the switch fabric output fields.

Table 557: Switch Fabric Output Field Descriptions

Label	Description
Slot/FP	Displays either the FP (uniquely identified by an IOM number and FP number) or a CPM letter.
Min. Forwarding Capacity	Displays the minimum forwarding capacity of the slot and XMA/MDA as a percentage.
Max. Forwarding Capacity	Displays the maximum forwarding capacity of the slot and XMA/MDA as a percentage.
Sfm-loss-threshold	Displays the number of SFMs that are permitted to fail prior to SFM overload. Supported on SR-7s and SR-14s platforms only.

Sample Output show system switch-fabric exclude-sfm

```
*B:DUT-A# show system switch-fabric exclude-sfm 1,2,3
=====
Switch Fabric
=====
Slot/FP      Min. Forwarding Capacity    Max. Forwarding Capacity
-----
1/1          69%                         71%
1/2          69%                         71%
1/5          100%                        100%
1/6          100%                        100%
3/1          100%                        100%
3/5          69%                         69%
3/6          69%                         69%
5/1          69%                         71%
5/2          69%                         71%
5/3          69%                         71%
5/5          69%                         71%
5/6          69%                         71%
5/7          69%                         71%
5/8          69%                         71%
A            100%                        100%
B            100%                        100%
-----
sfm-loss-threshold: 2
=====
```

Sample Output show system switch-fabric high-bandwidth-multicast

```
*A:PE-1# show system switch-fabric high-bandwidth-multicast
=====
Switch Fabric
=====
Cap:          Planes:
Slot/FP  Min  Max  Hbm Grp  Hi | Lo
-----
2/1      100% 100% No  0    1 0 2 3 4 5 6 7 8 9 10 11 12 13 14 | 15
```

```

5/1    100% 100% No  0   17 16 18 19 20 21 22 23 24 25 26 27 28 29 30 | 31
A      100% 100% No  0   40 | 40
B      100% 100% No  0   24 | 24
=====
*A:PE-1#

```

[Table 558: Switch Fabric High Bandwidth Multicast Output Field Descriptions](#) describes the switch fabric high-bandwidth multicast output fields.

Table 558: Switch Fabric High Bandwidth Multicast Output Field Descriptions

Label	Description
Slot/FP	Displays either the FP (uniquely identified by an IOM number and FP number) or a CPM letter.
Cap Min	Displays the minimum forwarding capacity of the slot and XMA/MDA as a percentage.
Cap Max	Displays the maximum forwarding capacity of the slot and XMA/MDA as a percentage.
Hbm	Displays high-bandwidth multicast traffic information, which can be used to avoid overlapping planes on FPs that have a lot of multicast ingress traffic.
Grp	Displays high-bandwidth multicast groups for each FP.
Planes Hi Lo	Displays plane information. When 2 FPs are in a different group, no plane overlap occurs.

Sample Output show system switch-fabric failure-recovery (7750 SR)

```

A:Dut-B# show system switch-fabric failure-recovery
=====
Automatic Switch Fabric Failure Recovery
=====
Admin state : enabled
Oper state  : recoveryInProgress
-----
SFM Slot      State          Time
-----
1              pending        02/11/2021 21:05:45
2              inProgress    02/11/2021 21:05:45
=====
A:Dut-B#

```

[Table 559: Show Automatic Switch Fabric Recovery Information Fields](#) describes the automatic switch fabric recovery process output fields.

Table 559: Show Automatic Switch Fabric Recovery Information Fields

Label	Description
Admin State	Displays the administrative state, enabled or disabled.

Label	Description
Oper State	Displays the current operational state: <ul style="list-style-type: none"> • disabled • holdDown • ready • recoveryInProgress • detectedDisabled • detectedHoldDown • detectedXRS40Migration • detectedSFMUpgradePending
SFM Slot	Displays the fabric slot within a chassis in the system.
State	Displays the stage of the automatic switch fabric recovery process.
Time	Displays the date and time of the stage.

switch-fabric

Syntax

switch-fabric

Context

[\[Tree\]](#) (tools>perform>system switch-fabric)

Full Context

tools perform system switch-fabric

Description

This command performs switch fabric operations.

Platforms

7450 ESS, 7750 SR-7, 7950 XRS-20, 7950 XRS-40

22.154 switch-path

switch-path

Syntax

switch-path [**lsp** *lsp-name*] [**path** *path-name*]

Context

[\[Tree\]](#) (tools>perform>router>mpls switch-path)

Full Context

tools perform router mpls switch-path

Description

Use this command to move from a standby (or an active secondary) to another standby of the same priority. If a new standby path with a higher priority or a primary path comes up after the **tools perform** command is executed, the path re-evaluation command runs and the path is moved to the path specified by the outcome of the re-evaluation.

Parameters

lsp-name

Specifies an existing LSP name, up to 64 characters in length.

path-name

Specifies the path name to which to move the specified LSP.

Platforms

All

22.155 sync

sync

Syntax

sync [**peer** *ip-address*]

sync peer *ip-address* **detail**

sync [**peer** *ip-address*] **statistics**

Context

[\[Tree\]](#) (show>redundancy>multi-chassis sync)

Full Context

show redundancy multi-chassis sync

Description

This command displays synchronization information.

Parameters

ip-address

Shows peer information about the specified IP address.

- Values**
- ipv4-address: a.b.c.d
 - ipv6-address:
 - x:x:x:x:x:x:x (eight 16-bit pieces)
 - x:x:x:x:x:d.d.d.d
 - x – [0 to FFFF] H
 - d – [0 to 255] D

detail

Displays detailed peer information.

statistics

Displays peer statistics.

Platforms

All

Output

See the following sections for sample output:

- [Multi-Chassis Sync Sample Output](#)
- [Redundancy Multi-Chassis Sync Peer Sample Output](#)
- [Redundancy Multi-Chassis Sync Peer Detail Sample Output](#)

The following output is an example of multi-chassis sync information, and [Table 560: Redundancy Multi-chassis Sync Field Descriptions](#) describes the output fields.

Multi-Chassis Sync Sample Output

```
*A:subscr_mgt_2# show redundancy multi-chassis sync
=====
Multi-chassis Peer Table
=====
Peer
-----
Peer IP Address      : 10.10.10.20
Description          : Mc-Lag peer 10.10.10.20
Authentication      : Disabled
Source IP Address   : 0.0.0.0
Admin State         : Enabled
-----
Sync-status
-----
Client Applications  : SUBMGMT
Sync Admin State    : Up
Sync Oper State     : Up
```

```

DB Sync State      : inSync
Num Entries       : 1
Lcl Deleted Entries : 0
Alarm Entries     : 0
Rem Num Entries   : 1
Rem Lcl Deleted Entries : 0
Rem Alarm Entries : 0
=====
A:subscr_mgt_2#
    
```

Table 560: Redundancy Multi-chassis Sync Field Descriptions

Label	Description
Peer IP Address	Displays the multi-chassis redundancy peer.
Description	The text string describing the peer.
Authentication	If configured, displays the authentication key used between this node and the multi-chassis peer.
Source IP Address	Displays the source address used to communicate with the multi-chassis peer.
Admin State	Displays the administrative state of the peer.
Client Applications	Displays the list of client applications synchronized between SRs.
Sync Admin State	Displays the administrative state of the synchronization.
Sync Oper State	Displays the operation state of the synchronization.
DB Sync State	Displays the database state of the synchronization.
Num Entries	Displays the number of entries on local router.
Lcl Deleted Entries	Displays the number of deleted entries made at the local router.
Alarm Entries	Displays the alarm entries on the local router.
Rem Num Entries	Displays the number of entries on the remote router.
Rem Lcl Deleted Entries	Displays the number of locally deleting entries made by the remote router.
Rem Alarm Entries	Displays alarm entries on the remote router.

The following output is an example of multi-chassis sync peer information, and [Table 561: Redundancy Multi-chassis Sync Peer Field Descriptions](#) describes the output fields.

Redundancy Multi-Chassis Sync Peer Sample Output

```

*A:subscr_mgt_2# show redundancy multi-chassis sync peer 10.10.10.20
=====
Multi-chassis Peer Table
=====
Peer
    
```



```
-----  
Peer IP Address      : 10.10.10.20  
Description         : Mc-Lag peer 10.10.10.20  
Authentication     : Disabled  
Source IP Address   : 0.0.0.0  
Admin State        : Enabled  
-----  
Sync-status  
-----  
Client Applications : SUBMGMT  
Sync Admin State   : Up  
Sync Oper State    : Up  
DB Sync State     : inSync  
Num Entries       : 1  
Lcl Deleted Entries : 0  
Alarm Entries     : 0  
Rem Num Entries   : 1  
Rem Lcl Deleted Entries : 0  
Rem Alarm Entries : 0  
=====
```

MCS Application Stats

```
=====
```

Application	: igmp
Num Entries	: 0
Lcl Deleted Entries	: 0
Alarm Entries	: 0

```
-----
```

Rem Num Entries	: 0
Rem Lcl Deleted Entries	: 0
Rem Alarm Entries	: 0

```
-----
```

Application	: igmpSnooping
Num Entries	: 0
Lcl Deleted Entries	: 0
Alarm Entries	: 0

```
-----
```

Rem Num Entries	: 0
Rem Lcl Deleted Entries	: 0
Rem Alarm Entries	: 0

```
-----
```

Application	: subMgmt
Num Entries	: 1
Lcl Deleted Entries	: 0
Alarm Entries	: 0

```
-----
```

Rem Num Entries	: 1
Rem Lcl Deleted Entries	: 0
Rem Alarm Entries	: 0

```
-----
```

Application	: srrp
Num Entries	: 0
Lcl Deleted Entries	: 0
Alarm Entries	: 0

```
-----
```

Rem Num Entries	: 0
Rem Lcl Deleted Entries	: 0
Rem Alarm Entries	: 0

```
=====
```

*A:subscr_mgt_2#

Table 561: Redundancy Multi-chassis Sync Peer Field Descriptions

Label	Description
Peer IP Address	Displays the multi-chassis redundancy peer.
Description	The text string describing the peer.
Authentication	If configured, displays the authentication key used between this node and the multi-chassis peer.
Source IP Address	Displays the source address used to communicate with the multi-chassis peer.
Admin State	Displays the administrative state of the peer.
Client Applications	Displays the list of client applications synchronized between SRs.
Sync Admin State	Displays the administrative state of the synchronization.
Sync Oper State	Displays the operation state of the synchronization.
DB Sync State	Displays the database state of the synchronization.
Num Entries	Displays the number of entries on local router.
Lcl Deleted Entries	Displays the number of deleted entries made at the local router.
Alarm Entries	Displays the alarm entries on the local router.
Rem Num Entries	Displays the number of entries on the remote router.
Rem Lcl Deleted Entries	Displays the number of locally deleting entries made by the remote router.
Rem Alarm Entries	Displays alarm entries on the remote router.

The following output is an example of multi-chassis sync detail information, and [Table 562: Redundancy Multi-chassis Sync Peer Detail Field Descriptions](#) describes the output fields.

Redundancy Multi-Chassis Sync Peer Detail Sample Output

```
*A:subscr_mgt_2# show redundancy multi-chassis sync peer 10.10.10.20 detail
=====
Multi-chassis Peer Table
=====
Peer
-----
Peer IP Address      : 10.10.10.20
Description          : Mc-Lag peer 10.10.10.20
Authentication      : Disabled
Source IP Address   : 0.0.0.0
Admin State         : Enabled
-----
Sync-status
-----
Client Applications  : SUBMGMT
```

```

Sync Admin State      : Up
Sync Oper State      : Up
DB Sync State        : inSync
Num Entries          : 1
Lcl Deleted Entries  : 0
Alarm Entries        : 0
Rem Num Entries      : 1
Rem Lcl Deleted Entries : 0
Rem Alarm Entries    : 0
=====
MCS Application Stats
=====
Application          : igmp
Num Entries          : 0
Lcl Deleted Entries  : 0
Alarm Entries        : 0
-----
Rem Num Entries      : 0
Rem Lcl Deleted Entries : 0
Rem Alarm Entries    : 0
-----
Application          : igmpSnooping
Num Entries          : 0
Lcl Deleted Entries  : 0
Alarm Entries        : 0
-----
Rem Num Entries      : 0
Rem Lcl Deleted Entries : 0
Rem Alarm Entries    : 0
-----
Application          : subMgmt
Num Entries          : 1
Lcl Deleted Entries  : 0
Alarm Entries        : 0
-----
Rem Num Entries      : 1
Rem Lcl Deleted Entries : 0
Rem Alarm Entries    : 0
-----
Application          : srrp
Num Entries          : 0
Lcl Deleted Entries  : 0
Alarm Entries        : 0
-----
Rem Num Entries      : 0
Rem Lcl Deleted Entries : 0
Rem Alarm Entries    : 0
=====
Ports synced on peer 10.10.10.20
=====
Port/Encap          Tag
-----
lag-1                test123
=====
*A:subscr_mgt_2#

```

Table 562: Redundancy Multi-chassis Sync Peer Detail Field Descriptions

Label	Description
Peer IP Address	Displays the multi-chassis redundancy peer.

Label	Description
Description	The text string describing the peer.
Authentication	If configured, displays the authentication key used between this node and the multi-chassis peer.
Source IP Address	Displays the source address used to communicate with the multi-chassis peer.
Admin State	Displays the administrative state of the peer.
Client Applications	Displays the list of client applications synchronized between routers.
Sync Admin State	Displays the administrative state of the synchronization.
Sync Oper State	Displays the operation state of the synchronization.
DB Sync State	Displays the database state of the synchronization.
Num Entries	Displays the number of entries on local router.
Lcl Deleted Entries	Displays the number of deleted entries made at the local router.
Alarm Entries	Displays the alarm entries on the local router.
Rem Num Entries	Displays the number of entries on the remote router.
Rem Lcl Deleted Entries	Displays the number of locally deleting entries made by the remote router.
Rem Alarm Entries	Displays alarm entries on the remote router.

22.156 sync-database

sync-database

Syntax

sync-database [**peer** *ip-address*] [**port** *port-id* | *lag-id*] [**sync-tag** *sync-tag*] [**application** *application*]
[**detail**] [**type** *type*]

Context

[\[Tree\]](#) (tools>dump>redundancy>multi-chassis sync-database)

Full Context

tools dump redundancy multi-chassis sync-database

Description

This command dumps MCS database information.

Parameters

ip-address

Specifies the peer's IP address.

port-id | lag-id

Indicates the port or LAG ID to be synchronized with the multi-chassis peer.

Values *slot/mda/port or lag-lag-id*

sync-tag

Specifies a synchronization tag to be used while synchronizing this port with the multi-chassis peer.

application

Specifies a particular multi-chassis peer synchronization protocol application.

Values

dhcp-server:	local dhcp server (7450 ESS and 7750 SR only)
igmp:	Internet group management protocol
igmp-snooping:	igmp-snooping
mc-ring:	multi-chassis ring
mld-snooping:	multicast listener discovery-snooping
srrp:	simple router redundancy protocol (7450 ESS and 7750 SR only)
sub-host-trk:	subscriber host tracking (7450 ESS and 7750 SR only)
sub-mgmt:	subscriber management (7450 ESS and 7750 SR only)

type

Indicates the locally deleted or alarmed deleted entries in the MCS database per multi-chassis peer.

Values *alarm-deleted, local-deleted*

detail

Displays detailed information.

Platforms

All

sync-database

Syntax

sync-database [**peer** *ip-address*] [**port** *port-id* | *lag-id*] [**sync-tag** *sync-tag*] [**application** *application*]
 [**detail**] [**type** *type*]

sync-database [**peer** *ip-address*] [**sdp** *sdp-id*] [**sync-tag** *sync-tag*] [**application** *application*] [**detail**] [**type**
type]

Context

[Tree] (tools>dump>redundancy>multi-chassis sync-database)

Full Context

tools dump redundancy multi-chassis sync-database

Description

This command dumps multi-chassis sync database information.

Parameters

ip-address

Dumps the specified address of the multi-chassis peer.

- Values**
- ipv4-address: a.b.c.d
 - ipv6-address:
 - x:x:x:x:x:x (eight 16-bit pieces)
 - x:x:x:x:x:d.d.d.d
 - x: [0 to FFFF]H
 - d: [0 to 255]D

port-id

Dumps the specified port ID of the multi-chassis peer.

Values

<i>port-id, lag-id</i>	slot/mda/port		
	lag-id	lag-id	
	lag		keyword
	id		1 to 800
	pw-id	pw-id	
	pw		keyword
	id		1 to 32767

lag-id

Dumps the specified Link Aggregation Group (LAG) on this system.

Values

<i>port-id, lag-id</i>	slot/mda/port	
	lag-id	lag-id
	lag	keyword
	id	1 to 800
	pw-id	pw-id
	pw	keyword
	id	1 to 32767

sync-tag

Dumps the synchronization tag used while synchronizing this port with the multi-chassis peer up to 32 characters in length.

application

Dumps the specified application information that was synchronized with the multi-chassis peer.

Values

dhcp-server	local DHCP server
igmp	internet group management protocol
igmp-snooping	IGMP snooping
mc-ring	multi-chassis ring
l2tp	L2TP
mld	multicast listener discovery
mld-snooping	multicast listener discovery snooping
srrp	simple router redundancy protocol
sub-host-trk	subscriber host tracking
sub-mgmt-ipoe	subscriber management for IPoE
sub-mgmt-pppoe	subscriber management for PPPoE
mc-ipsec	multi-chassis IPsec
python	Python cache
diameter-proxy	diameter proxy
pim-snpg-sap	protocol independent multicast snooping for SAP
pim-snpg-sdp	protocol independent multicast snooping for SDP

detail

Displays detailed information.

type

Displays information for the specified type.

Values alarm-deleted, local-deleted, global-deleted, omcr-standby, omcr-alarmed

sdp-id

Displays information for the specified SDP ID.

Values 1 to 32767

Platforms

All

Output

The following output is an example of sync database information.

Sample Output

```
A:Dut-C# tools dump redundancy multi-chassis sync-database application
<ip-address>           : a.b.c.d
<port-id|lag-id>       : slot/mda/port or lag-<lag-id>
<sync-tag>             : [32 chars max]
<application>          : dhcp-server - local dhcp server
                        igmp - internet group management protocol
                        igmp-snooping - igmp-snooping
                        mc-ring - multi-chassis ring
                        mld - multicast listener discovery
                        mld-snooping - multicast listener discovery-snooping
                        srrp - simple router redundancy protocol
                        sub-host-trk - subscriber host tracking
                        sub-mgmt-ipoe - subscriber management for IPoE
                        sub-mgmt-pppoe - subscriber management for PPPoE
                        mc-ipsec - multi-chassis IPsec
<detail>               : - displays detailed information
<type>                 : alarm-deleted|local-deleted|global-deleted|
                        omcr-standby|omcr-alarmed
```

sync-database

Syntax

sync-database peer ip-address all application application
sync-database peer ip-address port { port-id | lag-id} [sync-tag sync-tag] application application
sync-database peer ip-address sdp sdp-id [sync-tag sync-tag] application application
sync-database peer ip-address sync-tag sync-tag application application

Context

[\[Tree\]](#) (clear>redundancy>multi-chassis sync-database)

Full Context

clear redundancy multi-chassis sync-database

Description

This command clears multi-chassis sync database information.

Parameters

ip-address

Clears the specified address of the multi-chassis peer.

- Values** ipv4-address: a.b.c.d
 ipv6-address:
- x:x:x:x:x:x (eight 16-bit pieces)
 - x:x:x:x:x:d.d.d.d
 - x – [0 to FFFF] H
 - d – [0 to 255] D

port-id

Clears the specified port ID of the multi-chassis peer.

Values *slot/mda/port*

lag-id

Clears the specified Link Aggregation Group (LAG) on this system.

Values *lag-lag-id*

all

Clears all ports and synchronization tags.

sync-tag

Clears the synchronization tag used while synchronizing this port with the multi-chassis peer. The synchronization tag can be up to 32 characters.

sdp-id

Specifies the SDP identifier.

Values 1 to 32767

application

Clears the specified application information that was synchronized with the multi-chassis peer.

Values The following are values for the 7750 SR and 7950 XRS:

all:	All supported applications
dhcp-server:	local dhcp server

igmp:	internet group management protocol
igmp-snooping:	igmp-snooping
mc-ring:	multi-chassis ring
mld-snooping:	multicast listener discovery-snooping
srrp:	simple router redundancy protocol
sub-host-trk	subscriber host tracking
sub-mgmt:	subscriber management

Values The following are values for the 7450 ESS:

all	All supported applications
igmp-snooping	igmp-snooping
mc-ring	multi-chassis ring
mld-snooping	multicast listener discovery-snooping
sub-host-trk	subscriber host tracking
sub-mgmt	subscriber management

Platforms

All

22.157 sync-database-reconcile

sync-database-reconcile

Syntax

sync-database-reconcile [**peer** *ip-address*] [**port** *port-id* | *lag-id* [**sync-tag** *sync-tag*]] [**application** *application*]

sync-database-reconcile [**peer** *ip-address*] [**sdp** *sdp-id* [**sync-tag** *sync-tag*]] [**application** *application*]

Context

[\[Tree\]](#) (tools>perform>redundancy>multi-chassis sync-database-reconcile)

Full Context

tools perform redundancy multi-chassis sync-database-reconcile

Description

This command provides the parameters to reconcile MCS database entries.

Parameters

ip-address

Specifies the IP address (in the form of a.b.c.d).

port-id

Specifies the port ID in the slot/MDA/port format.

lag-id

Specifies the LAG ID.

Values lag-id: *lag-id*
lag: keyword
id: 1 to 200

syn-tag

Specifies the syn tag up to 32 characters.

application

Specifies the application.

Values dhcp-server — Specifies the local DHCP server
igmp — Specifies the Internet group management protocol
igmp-snooping — Specifies igmp-snooping
mc-ring — Specifies multi-chassis ring
l2tp — Specifies L2TP
mld — Specifies multicast listener discovery
mld-snooping — Specifies multicast listener discovery-snooping
srrp — Specifies simple router redundancy protocol
sub-host-trk — Specifies subscriber host tracking
sub-mgmt-ipoe — Specifies subscriber management for IPoE
sub-mgmt-pppoe — Specifies subscriber management for PPPoE
mc-ipsec — Specifies multi-chassis IPsec
python — Specifies Python cache
diameter-proxy — Specifies diameter proxy
pim-snpg-sap — Specifies protocol independent multicast snooping for SAPs
pim-snpg-sdp — Specifies protocol independent multicast snooping for SDPs

sdp-id

Specifies the SDP ID.

Values 1 to 17407

Platforms

All

22.158 sync-if-timing

sync-if-timing

Syntax

sync-if-timing

Context

[\[Tree\]](#) (show>system>satellite>eth-sat sync-if-timing)

[\[Tree\]](#) (show>system>satellite>tdm-sat sync-if-timing)

Full Context

show system satellite eth-sat sync-if-timing

show system satellite tdm-sat sync-if-timing

Description

This command displays synchronous interface timing operational information.

Platforms

7450 ESS, 7750 SR, 7750 SR-a, 7750 SR-e, 7750 SR-s, 7950 XRS

- show system satellite eth-sat sync-if-timing

7450 ESS, 7750 SR-7/12/12e, 7750 SR-a, 7750 SR-e

- show system satellite tdm-sat sync-if-timing

Output

The following output is an example of TDM satellite synchronous interface timing information.

Sample Output

```
A:Dut-A# show system satellite tdm-sat 1 sync-if-timing
=====
Satellite tsat-1 Synchronous Interface Timing Operational Information
=====
System Status                : Master Locked
System Quality Level         : eec2
```

```

Current Frequency Offset (ppm)      : +0
Reference Input 1
  Admin Status                      : up
  Rx Quality Level                  : eec2
  Qualified For Use                  : yes
  Selected For Use                   : yes
  Source Port                       : tsat-1/1/u1
Reference Input 2
  Admin Status                      : down
  Rx Quality Level                  : unknown
  Qualified For Use                  : no
  Not Qualified Due To              : disabled
  Selected For Use                   : no
  Not Selected Due To               : disabled
  Source Port                       : none
=====
  
```

sync-if-timing

Syntax

sync-if-timing [*cpm-slot*]

Context

[\[Tree\]](#) (show>system sync-if-timing)

Full Context

show system sync-if-timing

Description

This command displays synchronous interface timing operational information.

Parameters

cpm-slot

Specifies the system CPM slot.

Values standby, A, B

Platforms

7450 ESS, 7750 SR, 7750 SR-a, 7750 SR-e, 7750 SR-s, 7950 XRS

Output

The following output is an example of sync-if-timing information, and [Table 563: System Timing Output](#) describes the output fields.

Sample Output

The following system example shows:

- **sync-if timing**, or
- **sync-if-timing "A"** when the SETS reference on the active CPM-A locks to BITS A, or

- **sync-if-timing "B"** when the SETS reference on the active CPM-B locks to BITS A



Note:

The following output applies only to the 7750 SR-1e/2e/3e and 7950 XRS-16/20/40 platforms.

```
*A:Dut-B# show system sync-if-timing or show system sync-if-timing "A"
=====
System Interface Timing Operational Info
=====
System Status CPM A           : Master Locked
  Reference Input Mode        : Revertive
  Quality Level Selection     : Disabled
  Reference Selected          : BITS A
  System Quality Level        : prc
  Current Frequency Offset (ppm) : +0
  Input Minimum Quality Level : st3
  Wait to Restore Timer       : Disabled

Reference Order                : bits ref1 ref2

Reference Input 1
  Admin Status                 : up
  Rx Quality Level             : prc
  Quality Level Override       : none
  Qualified For Use            : Yes
  Selected For Use             : No
  Not Selected Due To         : on standby
  Source Port                  : 1/1/5

Reference Input 2
  Admin Status                 : up
  Rx Quality Level             : prc
  Quality Level Override       : none
  Qualified For Use            : Yes
  Selected For Use             : No
  Not Selected Due To         : on standby
  Source Port                  : 3/1/5

Reference BITS A
  Input Admin Status          : up
  Rx Quality Level            : prc
  Quality Level Override       : none
  Qualified For Use            : Yes
  Selected For Use            : Yes
  Interface Type              : E1
  Framing                     : PCM31 CRC
  Line Coding                  : HDB3
  SSM Bit                     : 8
  Output Admin Status         : up
  Output Minimum Quality Level : st2
  Output Source                : line reference
  Output Reference Selected    : ref1
  Output Squelch              : Disabled
  Tx Quality Level            : prc

Reference BITS B
  Input Admin Status          : up
  Rx Quality Level            : prc
  Quality Level Override       : none
  Qualified For Use            : Yes
  Selected For Use            : No
```

```

    Not Selected Due To      :      on standby
    Interface Type          :      E1
    Framing                  :      PCM31 CRC
    Line Coding              :      HDB3
    SSM Bit                  :      8
    Output Admin Status     :      up
    Output Minimum Quality Level : st2
    Output Source           :      line reference
    Output Reference Selected :      ref1
    Output Squelch          :      Disabled
    Tx Quality Level        :      prc
=====
  
```

The following system example shows:

- **sync-if timing** standby, or
- **sync-if-timing "B"** when the SETS reference on the standby CPM-B locks to Mate CPM (BITS A), or
- **sync-if-timing "A"** when the SETS reference on the standby CPM-A locks to Mate CPM (BITS A)



Note:

The following output applies only to the 7750 SR-1e/2e/3e and 7950 XRS-16/20/40 platforms.

```

-----
*A:Dut-B# show system sync-if-timing standby or show system sync-if-timing "B"
=====
System Interface Timing Operational Info
=====
System Status CPM B          : Master Locked
  Reference Input Mode       : Revertive
  Quality Level Selection    : Disabled
  Reference Selected         : Mate CPM (BITS A)
  System Quality Level       : prc
  Current Frequency Offset (ppm) : +0sync-if-timing "A"
  Input Minimum Quality Level : st3
  Wait to Restore Timer      : Disabled

Reference Order              : bits ref1 ref2

Reference Mate CPM
  Qualified For Use          : Yes
  Selected For Use           : Yes

Reference Input 1
  Admin Status               : up
  Rx Quality Level           : prc
  Quality Level Override     : none
  Qualified For Use          : Yes
  Selected For Use           : No
  Not Selected Due To       :      on standby
  Source Port                : 1/1/5

Reference Input 2
  Admin Status               : up
  Rx Quality Level           : prc
  Quality Level Override     : none
  Qualified For Use          : Yes
  Selected For Use           : No
  Not Selected Due To       :      on standby
  Source Port                : 3/1/5
  
```

```

Reference BITS A
  Input Admin Status      : up
  Rx Quality Level       : prc
  Quality Level Override  : none
  Qualified For Use      : Yes
  Selected For Use       : No
    Not Selected Due To   :      on standby
  Interface Type        : E1
  Framing               : PCM31 CRC
  Line Coding           : HDB3
  SSM Bit               : 8
  Output Admin Status    : up
  Output Minimum Quality Level : st2
  Output Source         : line reference
  Output Reference Selected : ref1
  Output Squelch        : Disabled
  Tx Quality Level      : prc

Reference BITS B
  Input Admin Status      : up
  Rx Quality Level       : prc
  Quality Level Override  : none
  Qualified For Use      : Yes
  Selected For Use       : No
    Not Selected Due To   :      on standby
  Interface Type        : E1
  Framing               : PCM31 CRC
  Line Coding           : HDB3
  SSM Bit               : 8
  Output Admin Status    : up
  Output Minimum Quality Level : st2
  Output Source         : line reference
  Output Reference Selected : ref1
  Output Squelch        : Disabled
  Tx Quality Level      : prc
  
```

The following system example shows:

- **sync-if timing**, or
- **sync-if-timing "A"** when the SETS reference on the active CPM-A locks to BITS B, or
- **sync-if-timing "B"** when the SETS reference on the active CPM-B locks to BITS B



Note:

The following output applies only to the 7750 SR-1e/2e/3e and 7950 XRS-16/20/40 platforms.

```

-----
*A:Dut-B# show system sync-if-timing or show system sync-if-timing "A"
=====
System Interface Timing Operational Info
=====
System Status CPM A      : Master Locked
  Reference Input Mode   : Non-revertive
  Quality Level Selection : Disabled
  Reference Selected     : BITS B
  System Quality Level   : prc
  Current Frequency Offset (ppm) : +0
  Input Minimum Quality Level : st3
  Wait to Restore Timer  : Disabled
  
```



```

Reference Order                : bits ref1 ref2

Reference Input 1
  Admin Status                 : up
  Rx Quality Level             : prc
  Quality Level Override      : none
  Qualified For Use            : Yes
  Selected For Use             : No
  Not Selected Due To         :      on standby
  Source Port                  : 1/1/5

Reference Input 2
  Admin Status                 : up
  Rx Quality Level             : prc
  Quality Level Override      : none
  Qualified For Use            : Yes
  Selected For Use             : No
  Not Selected Due To         :      on standby
  Source Port                  : 3/1/5

Reference BITS A
  Input Admin Status          : up
  Rx Quality Level            : prc
  Quality Level Override      : none
  Qualified For Use            : Yes
  Selected For Use             : No
  Not Selected Due To         :      previous failure
  Interface Type              : E1
  Framing                     : PCM31 CRC
  Line Coding                  : HDB3
  SSM Bit                     : 8
  Output Admin Status         : up
  Output Minimum Quality Level : st2
  Output Source                : line reference
  Output Reference Selected    : ref1
  Output Squelch               : Disabled
  Tx Quality Level            : prc

Reference BITS B
  Input Admin Status          : up
  Rx Quality Level            : prc
  Quality Level Override      : none
  Qualified For Use            : Yes
  Selected For Use             : Yes
  Interface Type              : E1
  Framing                     : PCM31 CRC
  Line Coding                  : HDB3
  SSM Bit                     : 8
  Output Admin Status         : up
  Output Minimum Quality Level : st2
  Output Source                : line reference
  Output Reference Selected    : ref1
  Output Squelch               : Disabled
  Tx Quality Level            : prc
=====

```

The following system example shows:

- **sync-if timing** standby, or
- **sync-if-timing "B"** when the SETS reference on the standby CPM-B locks to Mate CPM (BITS B), or
- **sync-if-timing "A"** when the SETS reference on the standby CPM-A locks to Mate CPM (BITS B)



Note:

The following output applies only to the 7750 SR-1e/2e/3e and 7950 XRS-16/20/40 platforms.

```

-----
*A:Dut-B# show system sync-if-timing standby or show system sync-if-timing "B"
=====
System Interface Timing Operational Info
=====
System Status CPM B           : Master Locked
  Reference Input Mode        : Non-revertive
  Quality Level Selection     : Disabled
  Reference Selected          : Mate CPM (BITS B)
  System Quality Level        : prc
  Current Frequency Offset (ppm) : +0
  Input Minimum Quality Level : st3
  Wait to Restore Timer       : Disabled

Reference Order                : bits ref1 ref2

Reference Mate CPM
  Qualified For Use            : Yes
  Selected For Use             : Yes

Reference Input 1
  Admin Status                 : up
  Rx Quality Level             : prc
  Quality Level Override       : none
  Qualified For Use            : Yes
  Selected For Use             : No
  Not Selected Due To         : on standby
  Source Port                  : 1/1/5

Reference Input 2
  Admin Status                 : up
  Rx Quality Level             : prc
  Quality Level Override       : none
  Qualified For Use            : Yes
  Selected For Use             : No
  Not Selected Due To         : on standby
  Source Port                  : 3/1/5

Reference BITS A
  Input Admin Status           : up
  Rx Quality Level             : prc
  Quality Level Override       : none
  Qualified For Use            : Yes
  Selected For Use             : No
  Not Selected Due To         : previous failure
  Interface Type               : E1
  Framing                      : PCM31 CRC
  Line Coding                   : HDB3
  SSM Bit                      : 8
  Output Admin Status          : up
  Output Minimum Quality Level : st2
  Output Source                 : line reference
  Output Reference Selected    : ref1
  Output Squelch               : Disabled
  Tx Quality Level             : prc

Reference BITS B
  Input Admin Status           : up
  Rx Quality Level             : prc
  
```

```

Quality Level Override      : none
Qualified For Use          : Yes
Selected For Use           : No
  Not Selected Due To      :      on standby
Interface Type             : E1
Framing                    : PCM31 CRC
Line Coding                : HDB3
SSM Bit                   : 8
Output Admin Status        : up
Output Minimum Quality Level : st2
Output Source              : line reference
Output Reference Selected  : ref1
Output Squelch            : Disabled
Tx Quality Level           : prc
=====
  
```

Table 563: System Timing Output

Label	Description
System Status CPM A/B	<p>Indicates the present status of the synchronous timing equipment subsystem (SETS).</p> <p>Not Present — Only shown on systems without central clocks</p> <p>Master Freerun — The clock is in free-run because it hasn't had a qualified input reference to lock to</p> <p>Master Holdover — The clock was locked to an input reference but has lost all qualified input references and is in holdover.</p> <p>Master Locked — The clock is locked to an input reference</p> <p>Acquiring — The clock is training to a qualified input reference.</p>
Reference Input Mode	<p>Revertive — Indicates that for a re-validated or a newly validated reference source which has a higher priority than the currently selected reference has reverted to the new reference source.</p> <p>Non-revertive — The clock cannot revert to a higher priority clock if the current clock goes offline.</p>
Quality Level Selection	<p>Indicates whether the ql-selection command has been enabled or disabled. If this command is enabled, then the reference is selected first using the QL value, then by the priority reference order. If this command is not enabled, then the reference is selected by the priority reference order.</p>
Reference Selected	<p>Indicates which reference has been selected:</p> <ul style="list-style-type: none"> • ref1, ref2 — (for all chassis) • BITS A, BITS B: <ul style="list-style-type: none"> – 7450 ESS-7/12 – 7750 SR-7/12 – 7750 SR-12e – 7750 SR-1e/2e/3e

Label	Description
	<ul style="list-style-type: none"> - 7750 SR-a4/8 - 7950 XRS-16/20 - 7950 XRS-40 • BITS C, BITS D - (7950 XRS-40)
	<ul style="list-style-type: none"> • Mate CPM (BITS A), Mate CPM (BITS B) — show>system>sync-if-timing> standby: <ul style="list-style-type: none"> - 7450 ESS-7/12 - 7750 SR-7/12 - 7750 SR-12e - 7750 SR-1e/2e/3e - 7750 SR-a4/8 - 7950 XRS-16/20 - 7950 XRS-40 • Mate CPM (BITS A), Mate CPM (BITS B) — show>system>sync-if-timing: <ul style="list-style-type: none"> - 7450 ESS-7/12 - 7750 SR-7/12 - 7750 SR-12e - 7750 SR-a4/8 • Mate CPM (none) - show>system>sync-if-timing>standby when standby locked to active which is freerun or holdover - (for all chassis) • Mate CPM (ref1), Mate CPM (ref2) - show>system>sync-if-timing>standby when standby locked to active which is locked to ref1 or ref2: <ul style="list-style-type: none"> - 7750 SR-7/12 - 7450 ESS-7/12 - 7750 SR-12e - 7750 SR-1e/2e/3e - 7750 SR-a4/8 - 7950 XRS-16/20/40
System Quality Level	Indicates the quality level being generated by the system clock.
Current Frequency Offset	This value indicates the offset that is applied within the central clock to align the local oscillator to the frequency of the selected input reference. The units for this value are parts per million (ppm).

Label	Description
	<p>This value should not be misinterpreted as an indicator of the frequency accuracy of the output of the central clock.</p> <p>If the central clock is locked to a true Primary Reference Clock or Stratum 1 frequency reference, this value should report a number within the range [-5, +5] ppm.</p>
Input Minimum Quality Level	The configured minimum acceptable QL to consider for use by the central clock.
Wait to Restore Timer	The configured timeout to use for the Wait to Restore timer.
Reference Order	ref1, ref2, bits — Indicates that the priority order of the timing references.
Reference Mate CPM	Data within this block represents the status of the timing reference provided by the Mate CPM. This will be the BITS input from the standby CPM.
Admin Status	<p>down — The ref1 or ref2 configuration is administratively shutdown.</p> <p>up — The ref1 or ref2 configuration is administratively enabled.</p> <p>diag — Indicates the reference has been forced using the force-reference command.</p>
Quality Level Override	Indicates whether the QL value used to determine the reference was configured directly by the user.
Rx Quality Level	<p>Indicates the QL value received on the interface.</p> <ul style="list-style-type: none"> inv — SSM received on the interface indicates an invalid code for the interface type. unknown — No QL value was received on the interface.
Qualified for Use	Indicates whether the reference has been qualified to be used as a source of timing for the node.
Not Qualified Due To	<p>Indicates the reason why the reference has not been qualified:</p> <ul style="list-style-type: none"> disabled LOS OOPIR OOF
Selected for Use	Indicates whether the method is presently selected.
Not Selected Due To	<p>Indicates the reason why the method is not selected:</p> <ul style="list-style-type: none"> disabled not qualified

Label	Description
	<ul style="list-style-type: none"> • previous failure • LOF • AIS-L • validating • on standby • ssm quality
Source Port	Identifies the Source port for the reference.
Interface Type	The interface type configured for the BITS port.
Framing	The framing configured for the BITS port.
Line Coding	The line coding configured for the BITS port.
Line Length	The line length value of the BITS output.
Output Admin Status	down — The BITS output is administratively shutdown. up — The BITS output is administratively enabled.
Output Minimum Quality Level	The configured minimum acceptable QL to use for the BITSout signal.
Output Source	The source to be used to provide the signal on the BITS output port. line reference — unfiltered recovered line reference. internal clock — filtered node clock output.
Output Reference Selected	The reference selected as the source for the BITS output signal (ref1, ref2, or PTP).
Output Squelch	Indicates whether the squelch function for BITSout is enabled or disabled.
TX Quality Level	QL value for BITS output signal.

sync-if-timing

Syntax

sync-if-timing {ref1 | ref2 | bits}

Context

[\[Tree\]](#) (clear>system sync-if-timing)

Full Context

clear system sync-if-timing

Description

This command allows an operator to individually clear (re-enable) a previously failed reference. As long as the reference is one of the valid options, this command is always executed. An inherent behavior enables the revertive mode which causes a re-evaluation of all available references.

This command also clears the Wait-to-Restore state of the reference so that it can be selected.

Parameters

ref1

Clears the first timing reference.

ref2

Clears the second timing reference.

bits

Clears the bits timing reference.

Platforms

7450 ESS, 7750 SR, 7750 SR-a, 7750 SR-e, 7750 SR-s, 7950 XRS

sync-if-timing

Syntax

sync-if-timing *reference*

Context

[\[Tree\]](#) (clear>system>satellite>eth-sat sync-if-timing)

Full Context

clear system satellite eth-sat sync-if-timing

Description

This command clears (re-enables) a previously failed reference on the Ethernet satellite.

Parameters

reference

Specifies to clear the first or second timing reference.

Values ref1, ref2

Platforms

7450 ESS, 7750 SR, 7750 SR-a, 7750 SR-e, 7750 SR-s, 7950 XRS

sync-if-timing

Syntax

`sync-if-timing` *reference*

Context

[\[Tree\]](#) (clear>system>satellite>tdm-sat sync-if-timing)

Full Context

clear system satellite tdm-sat sync-if-timing

Description

This command clears (re-enables) a previously failed reference on the TDM satellite.

Parameters

reference

Specifies to clear the first or second timing reference.

Values ref1, ref2

Platforms

7450 ESS, 7750 SR-7/12/12e, 7750 SR-a, 7750 SR-e

22.159 synchronization

synchronization

Syntax

`synchronization`

Context

[\[Tree\]](#) (show>redundancy synchronization)

Full Context

show redundancy synchronization

Description

This command displays redundancy synchronization times.

Platforms

All

Output

The following output is an example of redundancy synchronization information, and [Table 564: Synchronization Output](#) describes the output fields.

Sample Output

```
A:ALA-1>show>redundancy# synchronization
=====
Synchronization Information
=====
Standby Status           : disabled
Last Standby Failure     : N/A
Standby Up Time          : N/A
Failover Time            : N/A
Failover Reason          : N/A
Boot/Config Sync Mode    : None
Boot/Config Sync Status  : No synchronization
Last Config File Sync Time : Never
Last Boot Env Sync Time  : Never
=====
A:ALA-1>show>redundancy#
```

Table 564: Synchronization Output

Label	Description
Standby Status	Displays the status of the standby CPM.
Last Standby Failure	Displays the timestamp of the last standby failure.
Standby Up Time	Displays the length of time the standby CPM has been up.
Failover Time	Displays the timestamp when the last redundancy failover occurred causing a switchover from active to standby CPM. If there is no redundant CPM card in this system or no failover has occurred since the system last booted, the value will be 0.
Failover Reason	Displays a text string giving an explanation of the cause of the last redundancy failover. If no failover has occurred, an empty string displays.
Boot/Config Sync Mode	Displays the type of synchronization operation to perform between the primary and secondary CPMs after a change has been made to the configuration files or the boot environment information contained in the boot options file (BOF).
Boot/Config Sync Status	Displays the results of the last synchronization operation between the primary and secondary CPMs.
Last Config File Sync Time	Displays the timestamp of the last successful synchronization of the configuration files.

Label	Description
Last Boot Env Sync Time	Displays the timestamp of the last successful synchronization of the boot environment files.

22.160 syslog

syslog

Syntax

syslog [*syslog-id*]

Context

[\[Tree\]](#) (show>service>id>log syslog)

Full Context

show service id log syslog

Description

This command displays syslog event log destination summary information or detailed information on a specific syslog destination.

Parameters

syslog-id

Displays detailed information on the specified syslog event log destination.

Values 1 to 10

Platforms

All

Output

Syslog Event Log Destination Summary Output

[Table 565: Show Log Syslog Field Descriptions](#) describes the syslog output fields.

Table 565: Show Log Syslog Field Descriptions

Label	Description
Syslog ID	The syslog ID number for the syslog destination.
IP Address	The IP address of the syslog target host.

Label	Description
Port	The configured UDP port number used when sending syslog messages.
Facility	The facility code for messages sent to the syslog target host.
Severity Level	The syslog message severity level threshold.
Below Level Dropped	A count of messages not sent to the syslog collector target because the severity level of the message was above the configured severity. The higher the level, the lower the severity.
Prefix Present	Yes — A log prefix was prepended to the syslog message sent to the syslog host. No — A log prefix was not prepended to the syslog message sent to the syslog host.
Description	A text description stored in the configuration file for a configuration context.
LogPrefix	The prefix string prepended to the syslog message.
Log-id	Events are directed to this <i>destination</i> .

syslog

Syntax

syslog

Context

[\[Tree\]](#) (show>service>nat syslog)

Full Context

show service nat syslog

Description

This command enters the conec to display NAT syslog information

Platforms

7450 ESS, 7750 SR, 7750 SR-e, 7750 SR-s, VSR

syslog

Syntax

syslog [*syslog-id*]

Context

[\[Tree\]](#) (show>log syslog)

Full Context

show log syslog

Description

This command displays Syslog event log destination summary information or detailed information on a specific Syslog destination.

Parameters

syslog-id

Displays detailed information on the specified Syslog event log destination.

Values 1 to 10

Platforms

All

Output

The following is an example of Syslog information.

[Table 566: Show Log Syslog Output Fields](#) describes the Syslog output fields.

Sample Output

```
*A:ALA-48>config>log# show log syslog
=====
Syslog Target Hosts
=====
Syslog      Ip Address      Port      Sev Level
Name/      Below Level Drop      Facility  Pfx Level
Id
-----
2         unknown        514       info
          0              local7    yes
3         unknown        514       info
          0              local7    yes
5         unknown        514       info
          0              local7    yes
10        unknown        514       info
          0              local7    yes
=====
*A:ALA-48>config>log#

*A:MV-SR>config>log# show log syslog 1
=====
Syslog Target 1
=====
IP Address   : 192.168.15.22
Port         : 514
Log-ids      : none
Prefix       : Sr12
Facility     : local1
Severity Level : info
```

```
Prefix Level      : yes
Below Level Drop : 0
Description       : Linux Station Springsteen
=====
*A:MV-SR>config>log#
```

Table 566: Show Log Syslog Output Fields

Label	Description
Syslog Name/Id	The Syslog ID or name for the Syslog destination.
IP Address	The IP address of the Syslog target host.
Port	The configured UDP port number used when sending Syslog messages.
Facility	The facility code for messages sent to the Syslog target host.
Severity Level	The Syslog message severity level threshold.
Below Level Dropped	A count of messages not sent to the Syslog collector target because the severity level of the message was above the configured severity. The higher the level, the lower the severity.
Prefix Present	Yes — A log prefix was prepended to the Syslog message sent to the syslog host. No — A log prefix was not prepended to the Syslog message sent to the syslog host.
Description	A text description stored in the configuration file for a configuration context.
LogPrefix	The prefix string prepended to the Syslog message.
Log-id	Events are directed to this <i>destination</i> .

22.161 syslog-export-policy

syslog-export-policy

Syntax

syslog-export-policy *name* **associations**

syslog-export-policy *name*

syslog-export-policy

Context

[\[Tree\]](#) (show>service>nat>syslog syslog-export-policy)

Full Context

```
show service nat syslog syslog-export-policy
```

Description

This command displays information about syslog export policies.

Parameters

name

Displays information about the specified NAT syslog export policy.

associations

Displays where the **syslog-export-policy** is configured.

Platforms

7450 ESS, 7750 SR, 7750 SR-e, 7750 SR-s, VSR

Output

The following is an example of syslog export policy information.

Sample Output

```
*SR-0S-NODE-1# show service nat syslog syslog-export-policy <name>
=====
NAT syslog policy
=====
Description
Facility
Log prefix
Max tx delay (deciseconds)
MTU
Rate limit (pps)
Severity level
Includes
Last management change
-----
Collectors
-----
Router
Source IP address
Administrative state
Destination port
IP address
Last management change
-----
```

The following output is an example of syslog export policy associations.

Sample Output

```
*A:Dut-C# show service nat syslog syslog-export-policy <name> associations
=====
policies with syslog-export-policy <name>
=====
Policy
-----
```

```
No. of policies
=====
```

The following output is an example of `syslog-export-policy <name>` information.

```
*A:Dut-C# show service nat nat-policy <name>
=====
NAT Policy policy_lsn_1_3
=====
Description          :
Pool                 :
Router               :
Filtering            :
Block limit          :
Reserved ports       :
Port usage High Watermark (%) :
Port usage Low Watermark (%) :
Port forwarding limit :
Port forwarding range end :
Session limit        :
Reserved sessions    :
Session usage High Watermark (%) :
Session usage Low Watermark (%) :
ALG enabled          :
Prioritized forwarding classes :
Timeout TCP established (s) :
Timeout TCP transitory (s) :
Timeout TCP SYN (s) :
Timeout TCP TIME-WAIT (s) :
Timeout TCP RST (s) :
Timeout UDP mapping (s) :
Timeout UDP initial (s) :
Timeout UDP DNS (s) :
Timeout ICMP Query (s) :
Timeout SIP Inactive Media (s) :
Subscriber retention (s) :
UDP inbound refresh  :
TCP MSS Adjust       :
Destination NAT classifier :
Destination-NAT-only router :
Destination-NAT-only ISA NAT group :
IPFIX export policy  :
Syslog export policy # syslog-export-policy associated with this nat-policy
Reset unknown TCP    :
L2 outside           :
Last Mgmt Change     :
```

The following is an example of `syslog-export-policy` information.

```
*A:Dut-C>show>service>nat>syslog# syslog-export-policy
=====
Syslog export policies
=====
Syslog export policy
Description# description of each syslog-export-policy
-----
No. of syslog export policies:
```

[Table 567: syslog-export-policy Fields](#) displays syslog export policy field descriptions.

Table 567: *syslog-export-policy* Fields

Field	Description
Description	Displays the description for the syslog export policy.
Facility	Displays information about the facility. Valid values: kernel, user, mail, systemd, auth, syslogd, printer, netnews, uucp, cron, authpriv, ftp, ntp, logaudit, logalert, cron2, local0, local1, local2, local3, local4, local5, local6, local7
Log prefix	Displays information about the log prefix.
Max tx delay (deciseconds)	Displays the time waited to aggregate multiple events into a single log message (event aggregation).
MTU	Displays information about the IP MTU of the syslog frame.
Rate limit (pps)	Displays the rate limit imposed on syslog frames sent toward the collector.
Severity level	Displays the syslog severity level. Valid values: emergency, alert, critical, error, warning, notice, info, debug
Includes	Displays the optional fields related to the flow that can be included in the flow log message.
Last management change	Displays the time and date of the last configuration change.
Router	Displays the routing instance from which the collector is reachable.
Source IP address	Displays the source IP address of the syslog frame.
Administrative state	Displays the administrative state of the collector.
Destination port	Displays the destination port of the collector.
IP address	Displays the IP address of the collector.
Syslog export policy	Displays the syslog export policy associated with this NAT policy.
No. of syslog export policies	Displays the number of syslog export policies configured in the system.

22.162 system

system

Syntax

system

Context

[\[Tree\]](#) (show system)

Full Context

show system

Description

Commands in this context display system information.

Platforms

All

system

Syntax

system

Context

[\[Tree\]](#) (tools>perform system)

Full Context

tools perform system

Description

This command is a tool for controlling the system.

Platforms

All

system

Syntax

system

Context

[\[Tree\]](#) (show>service system)

Full Context

show service system

Description

Commands in this context display service system information.

Platforms

All

system

Syntax

system [all]

Context

[\[Tree\]](#) (tools>dump>resource-usage system)

Full Context

tools dump resource-usage system

Description

This command displays resource information for resources that are managed at the system level.

Parameters

all

Displays all system resource usage information, as well as resource usage information for all cards, FPs, and MDAs in the system.

Platforms

All

Output

The following is an example of system information.

Sample Output

```
*A:PE# tools dump resource-usage system
=====
Resource Usage Information for System
=====
-----
Total   Allocated   Free
-----
SAP Ingress QoS Policies | 3071         1         3070
```

SAP Egress QoS Policies		3071	2	3069
Ingress Queue-Group Templates		2047	4	2043
Egress Queue-Group Templates		2047	5	2042
Egress Port Queue-Group Instances		163839	4	163835
Ingress FP Queue-Group Instances		16383	0	16383
Fast Depth Monitored Queues		50000	25	49975
Egress Port VPort		40959	1	40958

system

Syntax

system

Context

[\[Tree\]](#) (clear system)

Full Context

clear system

Description

This command allows an operator to clear system information.

Platforms

All

system

Syntax

system

Context

[\[Tree\]](#) (tools>dump system)

Full Context

tools dump system

Description

Commands in this context dump tools for system.

Platforms

All

system

Syntax

system

Context

[\[Tree\]](#) (tools>dump>service system)

Full Context

tools dump service system

Description

Commands in this context dump service system information.

Platforms

All

system

Syntax

system status

Context

[\[Tree\]](#) (show>subscr-mgmt>status system)

Full Context

show subscriber-mgmt status system

Description

This command displays subscriber management status information.

Platforms

7450 ESS, 7750 SR, 7750 SR-a, 7750 SR-e, 7750 SR-s, VSR

Output

The following is an example of subscriber management system status information.

Sample Output

```
*B:Dut-C# show subscriber-mgmt status system
=====
Subscriber Management System Status
=====
Chassis 1
-----
Memory usage high                               : No
```

```

DHCP message processing overload          : No
Statistics usage high                    : No
Number of subscribers using statistics    : 0
Data-trigger statistics
-----
Packets received                         : 0
Packets dropped                          : 0
Packets in queue (actual)                : 0
Packets in queue (peak)                  : 1
Bridged Residential Gateway statistics
-----
BRG initialized                          : 0
BRG operational                           : 0
BRG in connectivity verification         : 0
BRG on hold                               : 0
BRG authenticated by proxy               : 0
Subscriber VLAN statistics resources
-----
Administrative state                      : in-service
Number of entries                         : 2
Interface statistics resources
-----
Administrative state sub-if               : in-service
Number of sub-if stats entries            : 1
Administrative state grp-if              : in-service
Number of grp-if stats entries            : 2
=====
*B:Dut-C#
  
```

22.163 system-config

system-config

Syntax

system-config

Context

[\[Tree\]](#) (show>eth-cfm system-config)

Full Context

show eth-cfm system-config

Description

This command shows various ETH-CFM system-level configuration parameters under the **config> eth-cfm** **[{redundancy | slm | system}]** hierarchies and various system capabilities.

Platforms

7450 ESS, 7750 SR, 7750 SR-a, 7750 SR-e, 7750 SR-s, 7950 XRS

Output

The following is an example of ETH-CFM system-level configuration information.

Sample Output

```

show eth-cfm system-config
=====
CFM System Configuration
=====
Redundancy
  MC-LAG Standby MEP Shutdown: false
  MC-LAG Hold-Timer           : 1 second(s)

Synthetic Loss Measurement
  Inactivity Timer            : 100 second(s)

ETH-CCM Grace-Period
  Transmit Enabled            : true

Sender ID Information
  ChassisID Subtype           : chassisComponent

MD Auto-Id Range Information
  md-index start              : 3000000000
  md-index end                 : 4000000000
  ma-index start               : 3000000000
  ma-index end                 : 4000000000

-----
ETH-CFM System Configuration Limits
-----
Component                               Current Usage      System Limit
-----
Maintenance Domain (MD)                  9                  25000
Maintenance Association (MA)              26                 25000
  Extended MA (up to 400 MEPs)            0                   10
Maintenance Endpoint (MEP)               18                 25000
  One-second MEP                          16                  5000
  Sub-second MEP                          0                   5000
Alarm Indication Signal (AIS)             2                  25000
Client Signal Fail (CSF)                  0                  25000
Primary Vlan Ingress MP                   3                  19999
Primary Vlan Egress MP                    3                  19999
LMM Stats Enabled                         1                   8000
LBM Concurrent Tests                      0                   100
  Multicast LB Tests                      0                   10
LTM Concurrent Tests                      0                   100
=====

```

```

MD Auto-Id Range Information
  md-index start              : 3000000000
  md-index end                 : 4000000000
  ma-index start               : 3000000000
  ma-index end                 : 4000000000

-----
ETH-CFM System Configuration Limits
-----
Component                               Current Usage      System Limit
-----
Maintenance Domain (MD)                  9                  25000
Maintenance Association (MA)              26                 25000

```

Extended MA (up to 400 MEPs)	0	10
Maintenance Endpoint (MEP)	18	25000
One-second MEP	16	5000
Sub-second MEP	0	5000
Alarm Indication Signal (AIS)	2	25000
Client Signal Fail (CSF)	0	25000
Primary Vlan Ingress MP	3	19999
Primary Vlan Egress MP	3	19999
LMM Stats Enabled	1	8000
LBM Concurrent Tests	0	100
Multicast LB Tests	0	10
LTM Concurrent Tests	0	100

22.164 system-filter

system-filter

Syntax

system-filter [chained-to]

Context

[\[Tree\]](#) (show>filter system-filter)

Full Context

show filter system-filter

Description

This command shows system filter information.

Parameters

chained-to

Displays filters that chain to a given system filter.

Platforms

All

Output

No Parameters Specified — When no parameters are specified, the output is grouped for IPv4 and IPv6, and displays information about the active system filter and all filters with scope **system**.

The following output is an example of system filter information when no parameters are specified.

Sample Output

```
*A:Dut-C>show>filter# system-filter
```

```
=====
IP system filters
```

```

=====
Filter-Id                Active
-----
100                      Yes
65535                   No
-----
No. of IP system filters (total / active): 2 / 1
=====

IPv6 system filters
=====
Filter-Id                Active
-----
No Matching Entries
-----
No. of IPv6 system filters (total / active): 0 / 0
=====
  
```

With chained-to Option Specified — The following output is an example of system filter information when the **chained-to** option is specified.

```

*A:Dut-C>show>filter# system-filter chained-to

=====
IP filters that chain to the active IP system filter
=====
3           4           5           6
5:23       6:24
-----
No. of IP filters that chain to the active IP system filter: 6
=====

IPv6 filters that chain to the active IPv6 system filter
=====
No Matching Entries
-----
No. of IPv6 filters that chain to the active IPv6 system filter: 0
=====
  
```

22.165 system-info

system-info

Syntax

system-info

Context

[\[Tree\]](#) (show>eth-cfm system-info)

Full Context

show eth-cfm system-info

Description

This command displays system-level ETH-CFM information states.

Platforms

7450 ESS, 7750 SR, 7750 SR-a, 7750 SR-e, 7750 SR-s, 7950 XRS

Output

The following is an example of system-level ETH-CFM information.

Sample Output

```
show eth-cfm system-info
=====
CFM System State Information
=====
ETH-CCM Grace-Period      : Inactive
=====
```

22.166 system-statistics

system-statistics

Syntax

system-statistics data-trigger

Context

[\[Tree\]](#) (clear>subscr-mgmt system-statistics)

Full Context

clear subscriber-mgmt system-statistics

Description

This command clears subscriber statistics at the system level.

Parameters

data-trigger

Clears data trigger statistics for all data trigger enabled SAPs in the system.

Platforms

7450 ESS, 7750 SR, 7750 SR-a, 7750 SR-e, 7750 SR-s, VSR

system-statistics

Syntax

system-statistics

Context

[\[Tree\]](#) (clear>nat system-statistics)

Full Context

clear nat system-statistics

Description

This command clears NAT statistics at the system level.

Platforms

7450 ESS, 7750 SR, 7750 SR-e, 7750 SR-s, VSR

23 t Commands

23.1 tacplus

`tacplus`

Syntax

`tacplus server-index`

Context

[\[Tree\]](#) (clear tacplus)

Full Context

clear tacplus

Description

This command clears the TACACS+ server state.

Parameters

server-index

Specifies the index for the TACACS+ server.

Values 1 to 5

Platforms

All

23.2 taii-type2-using

`taii-type2-using`

Syntax

`taii-type2-using global-id[:prefix[:ac-id]]`

Context

[\[Tree\]](#) (show>service taii-type2-using)

Full Context

```
show service taii-type2-using
```

Description

This command displays switch-point information using TAI.

Parameters

global-id[:prefix[:ac-id]]

Specifies the switch-point information using SAll-Type2.

Values

<global-id[:prefix*>	: <global-id>[:<prefix>[:<ac-id>]]
global-id	1 to 4294967295
prefix	a.b.c.d 1 to 4294967295
ac-id	1 to 4294967295

Platforms

All

Output

The following is an example of service switch-point information using TAI information.

Sample Output

```
*A:Dut-E# show service taii-type2-using 6:10.20.1.6:1
=====
Service Switch-Point Information
=====
SvcId      Oper-SdpBind      TAII-Type2
-----
2147483598 17407:4294967195 6:10.20.1.6:1
-----
Entries found: 1
=====
```

23.3 tail

tail

Syntax

tail [*lsp-id lsp-id*] [*tunnel-id tunnel-id*] [**source-address** *ip-address*]

tail ldp prefix *ip-prefix/prefix-length* [**source-address** *ip-address*]

tail statistics

Context

[Tree] (tools>dump>test-oam>lsp-bfd tail)

Full Context

tools dump test-oam lsp-bfd tail

Description

This command dumps information for BFD sessions on LSPs.

Parameters

lsp-id

Specifies an LSP for which to dump information.

Values 1 to 65535

tunnel-id

Specifies a tunnel for which to dump information.

Values 1 to 65535

ip-address

Specifies an IP address for which to dump information.

Values *ipv4-address* — a.b.c.d
ipv6-address — x:x:x:x:x:x:x (eight 16-bit pieces)
x:x:x:x:x:d.d.d.d
x — 0 to FFFF (hexadecimal)
d — 0 to 255 (decimal)

ldp

Dumps LDP information.

ip-prefix/prefix-length

Specifies a source IP prefix for which to dump information, and the prefix length.

Values <*ipv4-prefix*>/32 | <*ipv6-prefix*>/128
ipv4-prefix — a.b.c.d
ipv4-prefix-length — 0 to 32
ipv6-prefix — x:x:x:x:x:x:x (eight 16-bit pieces)
x:x:x:x:x:d.d.d.d
x — 0 to FFFF (hexadecimal)
d — 0 to 255 (decimal)
ipv6-prefix-length — 0 to 128

statistics

Displays global statistics for BFD-on-LSP sessions terminated by LSP tail-ends.

Platforms

7450 ESS, 7750 SR, 7750 SR-a, 7750 SR-e, 7750 SR-s, 7950 XRS

Output

The following output is an example of tail information.

Sample Output

```
A:bkvm33>tools>dump>test-oam>lsp-bfd# tail
-----
Number of Matched Tail Cache Sessions : 3
-----

VrId          : 1
Fec Type      : ldp_ipv4(1)
Prefix        : 1.1.1.1/32
SenderIp      : 9.9.9.9
Discriminator : remoteBfdDisc 21 localBfdDisc 2
Bootstrap-echo-rx: rcvd 2017/01/27 18:57:00.00 UTC
                handle 37 seqNum 2 rc 3 rsc 1
Last echo-req-rx : rcvd 2017/01/27 18:58:05.00 UTC
                handle 37 seqNum 3 rc 3 rsc 1

VrId          : 1
Fec Type      : ldp_ipv6(2)
Prefix        : 3ffe::a14:1111/128
SenderIp      : 3ffe::a14:9999
Discriminator : remoteBfdDisc 21 localBfdDisc 2
Bootstrap-echo-rx: rcvd 2017/01/27 18:56:55.00 UTC
                handle 36 seqNum 2 rc 3 rsc 1
Last echo-req-rx : rcvd 2017/01/27 18:58:00.00 UTC
                handle 36 seqNum 3 rc 3 rsc 1

VrId          : 1
Fec Type      : rsvp_ipv4(3)
LspId         : 59396
TunnelId      : 2
SenderIp      : 9.9.9.9
TunnEndIp     : 1.1.1.1
ExtTunnId     : 9.9.9.9
Discriminator : remoteBfdDisc: 22 localBfdDisc: 3
Bootstrap-echo-rx: rcvd 2017/01/27 18:57:23.00 UTC
                handle 38 seqNum 2 rc 3 rsc 1
Last echo-req-rx : rcvd 2017/01/27 19:20:28.00 UTC
                handle 38 seqNum 25 rc 3 rsc 1
```

23.4 targ-peer

targ-peer

Syntax

targ-peer [*ip-address*] [*detail*]

targ-peer [*detail*] *family*

targ-peer resource-failures [*family*]

Context

[\[Tree\]](#) (show>router>ldp targ-peer)

Full Context

show router ldp targ-peer

Description

This command displays configuration information for the targeted LDP peers.

Parameters

ip-address

Specifies the IP address of a targeted LDP peer for which to display information.

Values

ipv4-address -a.b.c.d

ipv6-address: x:x:x:x:x:x:x
 x:x:x:x:x:d.d.d.d
 x: [0 to FFFF]H
 d: [0 to 255]D

detail

Displays detailed configuration information.

family

Specifies a peer family for which to display information.

Values ipv4 or ipv6

resource-failures

Displays resource failure information for targeted LDP peers.

Platforms

All

Output

The following outputs are examples of LDP targeted peer information, and [Table 568: LDP Targeted Peer Output Fields](#) describes the output fields.

Sample Output

```
*A:Dut-A# show router ldp targ-peer
=====
LDP IPv4 Targeted Peers
=====
Peer                               Adm/  Hello Hold  KA  KA  Auto
                                Opr   Fctr  Time  Fctr Time Created
```

```

-----
No Matching Entries Found
=====
LDP IPv6 Targeted Peers
=====
Peer                               Adm/  Hello Hold  KA  KA  Auto
                                Opr   Fctr  Time  Fctr Time Created
-----
3ffe::a0a:203                       Up/Up  3    15   3   30  no
-----
No. of IPv6 Targeted Peers: 1
=====

```

Sample Output

```

show router ldp targ-peer 10.20.1.2 detail
=====
LDP IPv4 Targeted Peers
=====
10.20.1.2
-----
Admin State       : Up           Oper State       : Up
Last Oper Chg    : 0d 00:08:11
Hold Time        : 15           Hello Factor     : 3
Oper Hold Time   : 15           Hello Reduction  : Disabled
Hello Reduction  : Disabled      Hello Reduction Fctr : 3
Keepalive Timeout : 30         Keepalive Factor  : 3
Active Adjacencies : 1         Last Modified    : Never
Auto Created     : Yes
Creator          : autotx       Template Name    : N/A
Tunneling        : Enabled
Lsp Name         : None
Mcast-Tunneling  : Disabled
Lsp Name         : None
Local LSR        : None         32-BitLocalLsr  : Disabled
BFD Status       : Disabled
=====
No. of IPv4 Targeted Peers: 1
=====

```

The following table describes the LDP targeted peer output fields.

Table 568: LDP Targeted Peer Output Fields

Label	Description
Peer	The IP address of the peer.
Adm	Up — The LDP is administratively enabled. Down — The LDP is administratively disabled.
Opr	Up — The LDP is operationally enabled. Down — The LDP is operationally disabled.
Hello Fctr	The value by which the hello timeout should be divided to give the hello time, for example, the time interval (in s), between LDP hello messages. LDP uses

Label	Description
	hello messages to discover neighbors and to detect loss of connectivity with its neighbors.
Hold Time	The hello time or hold time. The time interval (in seconds) that LDP waits before declaring a neighbor to be down. Hello timeout is local to the system and is sent in the hello messages to a neighbor.
KA Fctr	The value by which the keepalive timeout is divided to calculate the keepalive time, for example, the time interval (in seconds) between LDP keepalive messages. LDP keepalive messages are sent to keep the LDP session from timing out when no other LDP traffic is being sent between the neighbors.
KA Time	The time interval (in seconds) that LDP waits before tearing down a session. If no LDP messages are exchanged during this time interval, the LDP session is torn down. Generally, the value is configured to be 3 times the keepalive time (the time interval between successive LDP keepalive messages).
Active Adjacencies	The number of active adjacencies (established sessions) associated with the LDP instance.
Auth	Enabled — Authentication using MD5 message-based digest protocol is enabled. Disabled — No authentication is used.
Passive Mode	The mode used to set up LDP sessions. This value is only applicable to targeted sessions and not to LDP interfaces. True — LDP responds only when it gets a connect request from a peer and will not attempt to actively connect to its neighbors. False — LDP actively tries to connect to its peers.
Auto Created	Specifies that a targeted peer was automatically created through service manager. For an LDP interface, this value is always false.
Creator	autorx — The autorx is the creator. autotx — The autotx is the creator.
No. of Peers	The total number of LDP peers.
Tunneling	Enabled — Tunneling is enabled. Disabled — No tunneling is used.
LSP	The LSP name.

23.5 targ-peer-template

targ-peer-template

Syntax

targ-peer-template [*peer-template*] [**community** *community*]

Context

[Tree] (show>router>ldp targ-peer-template)

Full Context

show router ldp targ-peer-template

Description

This command displays the configured parameters of a targeted peer-template.

Parameters

peer-template

Specifies a targeted peer template on this virtual router that participates in the LDP protocol up to 32 characters.

community

The string defining the LDP community assigned to the session. Allowed values are any string up to 32 characters long composed of printable, 7-bit ASCII characters excluding double quotes. If the string contains spaces, use double quotes to delimit the start and end of the string.

Platforms

All

Output

Sample Output

```
*A:SRU4>config>router>ldp>egr-stats>fec-pfx# show router ldp targ-peer-template
=====
LDP Peer Template
=====
-----
Peer Template "toSR4"
-----
Created at          : 01/26/18 22:25:19  Last Modified      : 01/26/18 22:25:19
Admin State        : Up                  Index              : 5
Hold Time          : 15                  Hello Factor       : 3
Hello Reduction    : Enabled             Hello Reduction Fa*: 3
Keepalive Timeout  : 15                  Keepalive Factor   : 3
Tunneling          : Enabled
Local LSR          : None
Local-LSR ID adver*: Enabled
Community          : RED
BFDF Status        : Enabled
-----
```

23.6 targ-peer-template-map

targ-peer-template-map

Syntax

```
targ-peer-template-map [template-name]
targ-peer-template-map [template-name] peers
```

Context

[\[Tree\]](#) (show>router>ldp targ-peer-template-map)

Full Context

```
show router ldp targ-peer-template-map
```

Description

This command displays targeted peer template mappings to prefix policy.

Parameters

template-name

Specifies the template name, up to 32 characters.

Platforms

All

Output

Sample Output

```
*A:SR1-A# /show router ldp targ-peer-template-map
=====
LDP Peer Template Map
=====
-----
Peer Template templ1
-----
Peer Policy 1          : policy1
-----
Peer Template templ2
-----
Peer Policy 1          : policy1
Peer Policy 2          : policy2
Peer Policy 3          : policy3
-----
Peer Template templ3
-----
Peer Policy 1          : policy2
=====
```

```
*A:SR1-A# /show router ldp targ-peer-template-map tldp-peers
=====
LDP Peer Template Map TLDP Peers
=====
-----
Peer Template templ1
-----
10.0.10.1                10.0.10.2
10.0.10.3                10.0.10.4
10.0.10.5                10.0.10.6
10.0.10.7                10.0.10.8
10.0.10.9                10.0.10.10
10.0.10.11              10.0.10.12
10.0.10.13              10.0.10.14
10.0.10.15              10.0.10.16
10.0.10.17              10.0.10.18
10.0.10.19              10.0.10.20
10.0.10.21              10.0.10.22
10.0.10.23              10.0.10.24
10.0.10.25              10.0.10.26
10.0.10.27              10.0.10.28
10.0.10.29              10.0.10.30
10.0.10.31              10.0.10.32
10.0.10.33              10.0.10.34
10.0.10.35              10.0.10.36
10.0.10.37              10.0.10.38
10.0.10.39              10.0.10.40
10.0.10.41              10.0.10.42
10.0.10.43              10.0.10.44
10.0.10.45              10.0.10.46
10.0.10.47              10.0.10.48
10.0.10.49              10.0.10.50
-----
Peer Template templ3
-----
10.1.3.5                10.1.3.6
10.1.3.7                10.1.3.8
10.1.3.9                10.1.3.10
10.1.3.11               10.1.3.12
10.1.3.13               10.1.3.14
=====
```

23.7 targeted-auto-rx

targeted-auto-rx

Syntax

targeted-auto-rx hold-time *seconds*

Context

[Tree] (clear>router>ldp targeted-auto-rx)

Full Context

```
clear router ldp targeted-auto-rx
```

Description

This command clears unneeded automatic T-LDP sessions on all applicable nodes. The operator must run this command during a specific time window on all nodes on which **auto-rx** is configured. The operator must also ensure that the configured **hold-time** value should be longer than the hello-timer value plus the time required to run the **clear** command on all applicable nodes. The configured **hold-time** value must be a non-zero value.

When the hold timer for this command is in progress, the operator can display the remaining timeout value by using the **tools dump router ldp timers** command.

This **clear** command is not synchronized to the standby CPM. Consequently, if the operator configures this command with a large **hold-time** value and a CPM switchover occurs during this time, the operator must reconfigure this **clear** command on the newly active CPM.

Parameters

hold-time

Specifies the time window during which this command must be run on all applicable nodes.

seconds

Specifies the hold timer value in seconds.

Platforms

All

23.8 tcp

tcp

Syntax

tcp sessions

tcp settings

tcp statistics

Context

[\[Tree\]](#) (tools>dump>system>cpm-http-redirect tcp)

Full Context

```
tools dump system cpm-http-redirect tcp
```

Description

This command displays the system level TCP session state information of the **cpm-http-redirect optimized-mode** for currently opened sessions. Specifically, the following are displayed:

- New: Syn received and Syn-Ack not sent
- SYN: Syn-Ack sent and waiting for Ack
- ESTABLISHED: Ack received and waiting for data
- FIN: FIN sent and waiting for Fin-Ack
- Delete: Sum of all currently open connections at this time, representing the connections to be deleted
- HTTP Response dropped: communication error; the redirect failed to be sent to the TCP layer

All current sessions are counted both in the state where they belong, such as 'New', 'Syn', 'Established', 'Fin', and in the sum 'Delete' count.

Parameters

sessions

Specifies system level TCP session state information of the **cpm-http-redirect in optimized-mode**.

settings

Specifies system level TCP session settings of the **cpm-http-redirect in optimized-mode**. These settings can be further controlled using **tools perform** commands.

statistics

Specifies system level TCP statistics of the **cpm-http-redirect optimized-mode** for all sessions.

Platforms

All

Output

The following output shows an example of the sessions information.

Sample Output

```
A# tools dump system cpm-http-redirect tcp sessions
=====
CPM HTTP Redirect TCP session information
=====
TCP sessions in new state           : 0
TCP sessions in state SYN           : 0
TCP sessions in state ESTABLISHED   : 0
TCP sessions in state FIN           : 0
TCP sessions in delete state        : 0
=====
```

The following output shows an example of the settings information.

Sample Output

```
Dut-A# tools dump system cpm-http-redirect tcp settings
data-retransmissions 1
```

```
data-timeout 20
established-timeout 100
fin-ack-retransmissions 1
fin-ack-timeout 15
max-connections 500
max-connections-per-host 20
max-hosts 500
syn-ack-retransmissions 1
syn-ack-timeout 20
```

The following output shows an example of the statistics information.

Sample Output

```
A# tools dump system cpm-http-redirect tcp statistics
=====
CPM HTTP Redirect TCP statistics (only nonzero values shown)
=====
Packets forwarded                : 25
TCP segments received            : 8
Not a TCP segment                : 17
Packets offered to redirect     : 2
SYN received                     : 2
FIN,ACK received                : 2
ACK received                     : 4
Valid TCP packets received      : 8
Received packets                 : 25
Received packets with a connection : 8
Connection creations            : 2
Connection deletions            : 2
SYN processed                   : 2
SYN,ACK processed               : 2
SYN,ACK with data processed     : 2
FIN,ACK processed               : 2
FIN,ACK with wrong sequence number : 2
=====
```

23.9 tcp-optimizer

tcp-optimizer

Syntax

```
tcp-optimizer tcp-optimizer-name [isa mda-id]
```

Context

[\[Tree\]](#) (show>app-assure>group tcp-optimizer)

Full Context

```
show application-assurance group tcp-optimizer
```

Description

This command displays the TCP optimizer information.

Parameters

tcp-optimizer-name

Specifies the name of the TCP validation policy, up to 32 characters.

mda-id

Specifies the slot number of an adapter card, in the format *slot/mda*.

Platforms

7450 ESS, 7750 SR, 7750 SR-e, 7750 SR-s, VSR

Output

Sample Output for AA Group TCP Optimizer Policy

```
# show>app-assure>group# tcp-optimizer "T01"
=====
Application Assurance Group 1 tcp-optimizer "OP1"
=====
Description          : (Not Specified) TCP Stack : tcp-bbr
Initial CWND Size    : 8 MSS
Initial SS Thresh    : 1000000 KB
DACK Timeout         : None Session Filter Ref : No
Network RTT Threshold : None
Cumulative Session Statistics
Active Sessions      : 0
Optimized Sessions  : 0
Unoptimized Sessions : 0
Abandoned Sessions  : 0
-----
Session Statistics          Abandoned          Unoptimized
-----
Unsupported Packet        0                0
Packet Error              0                0
Inactivity                 0                0
No Buffers                 N/A              0
Existing Session          N/A              0
Low Network RTT           N/A              0
Policy                    0                N/A
Other                     0                0
-----
Traffic Statistics          Sub-to-net          Net-to-sub
-----
Octets Received           0                0
Packets Received          0                0
Octets Transmitted        0                0
Retransmitted             0                0
Packets Transmitted       0                0
Retransmitted             0                0
=====
```

Sample Output for AA Group TCP Optimizer ISA MDA

```
# show>app-assure>group# tcp-optimizer "T01"
=====
Application Assurance Group 1 tcp-optimizer "T01" ISA 1/1
=====
Description          : (Not Specified)
TCP Stack            : tcp-westwood
Initial CWND Size    : 8 MSS
=====
```



```

Initial SS Thresh      : 1000000 KB
DACK Timeout          : None
Session Filter Ref    : No
Network RTT Threshold : None
Buffer Utilization    : 0 of 6786 buffers
Cumulative Session Statistics
Active Sessions       : 0
Optimized Sessions    : 0
Unoptimized Sessions  : 0
Abandoned Sessions   : 0
-----
Session Statistics                Abandoned                Unoptimized
-----
Unsupported Packet                0                    0
Packet Error                      0                    0
Inactivity                        0                    0
No Buffers                        N/A                  0
Existing Session                  N/A                  0
Low Network RTT                  N/A                  0
Other                             0                    0
-----
Traffic Statistics                Sub-to-net                Net-to-sub
-----
Octets Received                   0                    0
Packets Received                  0                    0
Octets Transmitted                0                    0
Retransmitted                     0                    0
Packets Transmitted               0                    0
Retransmitted                     0                    0
=====
  
```

Table 569: AA Group TCP Optimizer Policy and ISA MDA Output Fields

Label	Description
Description	The description of the TCPO
TCP Stack	The stack of the TCP
Initial CWND Size	The initial congestion window size
Initial SS Thresh	The initial Slow Start threshold
DACK Timeout	The delayed acknowledgment timeout
Session Filter Ref	The session filter reference
Network RTT Threshold	The network Round Trip Time threshold
Buffer Utilization	The number of the buffers used
Session Filter Ref	The name of session filter that contains a reference to this TCPO policy
Cumulative Session Statistics	The summary of total stats related to TCPO
Active Sessions	The number of TCP sessions currently being optimized

Label	Description
Optimized Sessions	The number of TCP sessions that were optimized
Unoptimized Sessions	The number of TCP sessions that were not optimized due to various reasons (for example, unsupported options)
Abandoned Sessions	The number of TCP sessions that TCPO was started and later stopped before the session was terminated
Unsupported Packet	The number of TCP sessions that contained unsupported packets such as Fragmented SYN, a SYN that contains data, IPv6 extension headers, unsupported TCP options (fast-open and MP-TCP)
Packet Error	The number of TCP sessions that had packet errors
Inactivity	The number of TCP sessions that timed out due to inactivity
Existing Sessions	The number of TCP sessions that were not optimized since AA did not see the initial TCP handshake
No Buffers	The number of TCP packets that were not optimized due to lack of buffers
Low Network	The number of TCP packets that were not optimized due to low network RTT
Other	The number of TCP packets that were not optimized due other reasons such as Simultaneous open (both sides send a SYN), Ack-number mismatch in the SYN/ACK, additional traffic following the SYN, before the SYN/ACK, configuration change between SYN and SYN/ACK, received a RST after sending the SYN
Octets Received	The number of TCP octets /bytes received by TCPO policy
Packets Received	The number of TCP packets received by TCPO policy
Octets Transmitted	The number of TCP octets /bytes received by TCPO policy
Retransmitted	The number of TCP octets /bytes transmitted by TCPO policy
Packets Transmitted	The number of TCP packets transmitted by TCPO policy
Retransmitted	The number of TCP packets retransmitted by TCPO policy

23.10 tcp-session-parameters

tcp-session-parameters

Syntax

tcp-session-parameters

tcp-session-parameters [*family*]

tcp-session-parameters [**keychain** *keychain*]

tcp-session-parameters [*transport-peer-ip-address*]

Context

[Tree] (show>router>ldp tcp-session-parameters)

Full Context

show router ldp tcp-session-parameters

Description

This command displays information about the TCP transport session of an LDP peer.

Parameters

family

Specifies the family type.

Values ipv4, ipv6

keychain *keychain*

Specifies the authentication keychain name up to 32 characters in length.

transport-peer-ip-address

Specifies the source of the transport address.

Values <transport-peer-ip*> : ipv4-address - a.b.c.d ipv6-address -
 x:x:x:x:x:x:x (eight 16-bit pieces) x:x:x:x:x:d.d.d x - [0 to FFFF]H d
 - [0 to 255]D

Platforms

All

Output

Sample Output

```
*A:Dut-A# show router ldp tcp-session-parameters
=====
LDP IPv4 TCP Session Parameters
=====
-----
Peer Transport: 10.20.1.2
-----
Authentication Key : Disabled          Path MTU Discovery : Disabled
Auth key chain     : LdpAuth           Min-TTL             : 0
```

```
-----  
Peer Transport: 10.20.1.3  
-----  
Authentication Key : Disabled          Path MTU Discovery : Disabled  
Auth key chain    : LdpAuth           Min-TTL           : 0  
=====
```

No. of IPv4 Peers: 2
=====

LDP IPv6 TCP Session Parameters
=====

```
-----  
Peer Transport: 3ffe::a14:102  
-----  
Authentication Key : Disabled          Path MTU Discovery : Disabled  
Auth key chain    : LdpAuth           Min-TTL           : 0  
-----  
Peer Transport: 3ffe::a14:103  
-----  
Authentication Key : Disabled          Path MTU Discovery : Disabled  
Auth key chain    : LdpAuth           Min-TTL           : 0  
=====
```

No. of IPv6 Peers: 2
=====

```
*A:Dut-A# show router ldp tcp-session-parameters ipv4  
=====
```

LDP IPv4 TCP Session Parameters
=====

```
-----  
Peer Transport: 10.20.1.2  
-----  
Authentication Key : Disabled          Path MTU Discovery : Disabled  
Auth key chain    : LdpAuth           Min-TTL           : 0  
-----  
Peer Transport: 10.20.1.3  
-----  
Authentication Key : Disabled          Path MTU Discovery : Disabled  
Auth key chain    : LdpAuth           Min-TTL           : 0  
=====
```

No. of IPv4 Peers: 2
=====

```
*A:Dut-A# show router ldp tcp-session-parameters ipv6  
=====
```

LDP IPv6 TCP Session Parameters
=====

```
-----  
Peer Transport: 3ffe::a14:102  
-----  
Authentication Key : Disabled          Path MTU Discovery : Disabled  
Auth key chain    : LdpAuth           Min-TTL           : 0  
-----  
Peer Transport: 3ffe::a14:103  
-----  
Authentication Key : Disabled          Path MTU Discovery : Disabled  
Auth key chain    : LdpAuth           Min-TTL           : 0  
=====
```

No. of IPv6 Peers: 2
=====

```
*A:Dut-A# show router ldp tcp-session-parameters keychain "LdpAuth"  
=====
```

LDP IPv4 TCP Session Parameters

```

=====
-----
Peer Transport: 10.20.1.2
-----
Authentication Key : Disabled          Path MTU Discovery : Disabled
Auth key chain    : LdpAuth           Min-TTL            : 0
-----
Peer Transport: 10.20.1.3
-----
Authentication Key : Disabled          Path MTU Discovery : Disabled
Auth key chain    : LdpAuth           Min-TTL            : 0
=====
No. of IPv4 Peers: 2
=====
LDP IPv6 TCP Session Parameters
=====
Peer Transport: 3ffe::a14:102
-----
Authentication Key : Disabled          Path MTU Discovery : Disabled
Auth key chain    : LdpAuth           Min-TTL            : 0
-----
Peer Transport: 3ffe::a14:103
-----
Authentication Key : Disabled          Path MTU Discovery : Disabled
Auth key chain    : LdpAuth           Min-TTL            : 0
=====
No. of IPv6 Peers: 2
=====
*A:Dut-A# show router ldp tcp-session-parameters
- tcp-session-parameters [family]
- tcp-session-parameters [keychain <keychain>]
- tcp-session-parameters [<transport-peer-ip-address>]

<transport-peer-ip*> : ipv4-address   - a.b.c.d
                    : ipv6-address  - x:x:x:x:x:x:x (eight 16-bit
                    :                               pieces)
                    :                               x:x:x:x:x:x:d.d.d.d
                    :                               x - [0..FFFF]H
                    :                               d - [0..255]D

<family>             : ipv4 | ipv6
<keychain>          : auth-keychain name [32 char max]

*A:Dut-A# show router ldp tcp-session-parameters 3ffe::a14:102
=====
LDP IPv6 TCP Session Parameters
=====
Peer Transport: 3ffe::a14:102
-----
Authentication Key : Disabled          Path MTU Discovery : Disabled
Auth key chain    : LdpAuth           Min-TTL            : 0
=====
No. of IPv6 Peers: 1
=====
*A:Dut-A#
  
```

23.11 tcp-validate

tcp-validate

Syntax

tcp-validate *tcp-validate-name* [**isa** *mda-id*]

Context

[Tree] (show>app-assure>group tcp-validate)

Full Context

show application-assurance group tcp-validate

Description

This command displays TCP validation policy information.

When the *mda-id* parameter is included, only TCP validation policy information for the specified adapter card is displayed.

Parameters

tcp-validate-name

Specifies the name of the TCP validation policy. 32 characters maximum.

mda-id

Specifies the slot number of an adapter card, in the format *slot/mda*.

Platforms

7450 ESS, 7750 SR, 7750 SR-e, 7750 SR-s, VSR

Output

The following output is an example of TCP validation policy information.

Sample Output

```
A:NOK# show application-assurance group 1 tcp-validate "test" isa 1/1
=====
Application Assurance Group 1 tcp-validate "test"
=====
Description      : (Not Specified)
Event log        : (Not Specified)
Strict Validation: Yes
AQP referenced   : No
-----
Decision Statistics          sub-to-net          net-to-sub
-----
Total
-----
Allowed
Octets                0                0
Packets               0                0
```

Dropped		
Octets	0	0
Packets	0	0
Dropped Reason		

Bad Flags		
Octets	0	0
Packets	0	0
Bad Options		
Octets	0	0
Packets	0	0
Bad Sequence Number		
Octets	0	0
Packets	0	0
Bad Acknowledgment Number		
Octets	0	0
Packets	0	0
No Establishment		
Octets	0	0
Packets	0	0
SYN After Conn Establishment		
Octets	0	0
Packets	0	0
Asymmetric Traffic		
Octets	0	0
Packets	0	0
Traffic After Reset (RST)		
Octets	0	0
Packets	0	0
Fragmented		
Octets	0	0
Packets	0	0

23.12 tdm-sat

tdm-sat

Syntax

tdm-sat [*sat-id*]

Context

[\[Tree\]](#) (show>system>satellite tdm-sat)

Full Context

show system satellite tdm-sat

Description

This command displays information about configured TDM satellites. If a *sat-id* is specified, this command displays information only about the specified TDM satellite.

Parameters

sat-id

Specifies the TDM satellite chassis.

Platforms

7450 ESS, 7750 SR-7/12/12e, 7750 SR-a, 7750 SR-e

Output

The following output is an example of TDM satellite information.

Sample Output

```
*A:Dut-A# show system satellite tdm-sat 1
=====
Satellite Information
=====
SatID      Provisioned Type          Admin      Oper
           Equipped Type (if different) State      State
-----
tsat-1     ts4-choc3-sfp            up         up
Description : (Not Specified)
MAC Address  : 90:3a:a0:f0:71:97
Software Repository : tsat-1
SyncE       : Enabled
Hardware Data
Platform type      : N/A
Part number       : 3HE10328AARC0103
CLEI code         : INMAT00FRA
Serial number     : NS16361M001
Manufacture date  : 09082016
Manufacturing deviations : (Not Specified)
Manufacturing assembly number :
Administrative state : up
Operational state  : up
Software boot (rom) version : X-8.0.B1-105 on Tue Feb 14 22:51:10 EST
2017 by builder
Software version   : TiM0S-B-0.0.I3066 both/hops NOKIA SAR 7705
Copyright (c) 2000-2017 Nokia.
All rights reserved. All use subject to
applicable license agreements.
Built on Sat Feb 25 00:03:24 EST 2017 by
builder in /rel0.0/I3066/panos/main
Time of last boot  : 2017/02/27 14:43:46
Current alarm state : alarm cleared
Base MAC address   : 90:3a:a0:f0:71:97
=====
```

tdm-sat

Syntax

tdm-sat *sat-id*

Context

[Tree] (clear>system>satellite tdm-sat)

Full Context

clear system satellite tdm-sat

Description

Commands in this context clear TDM satellite information.

Parameters

sat-id

Specifies the TDM satellite ID.

Values 1 to 20

Platforms

7450 ESS, 7750 SR-7/12/12e, 7750 SR-a, 7750 SR-e

23.13 te-database

te-database

Syntax

te-database [**adv-router** *adv-router*] [**neighbor** *neighbor*] [**detail**]

Context

[\[Tree\]](#) (tools>dump>router te-database)

Full Context

tools dump router te-database

Description

Commands in this context dump the traffic engineering database.

Parameters

adv-router

Dumps the attributes of a specified traffic engineering database advertising router.

Values ip-address, isis-system-id

neighbor

Dumps the neighbor of a traffic engineering database advertising router.

Values ip-address, isis-system-id

detail

Specifies additional detailed traffic engineering database information.

Platforms

All

Output

The following output is an example of traffic engineering database information.

Sample Output

```
*A:Dut-F# tools dump router te-database
=====
Rtr: 0020.0200.2002 Addr: 2.2.2.2      TE ABR      ISIS/0/L1
Rtr: 0030.0300.3003 Addr: 3.3.3.3      ABR        ISIS/0/L1
AdvRtr: 0020.0200.2002 Nghb: 0030.0300.3003  ISIS/0/L1
  LocIp/Id 10.0.0.9      /0        TE R Status: OK
AdvRtr: 0030.0300.3003 Nghb: 0020.0200.2002  ISIS/0/L1
  LocIp/Id 10.0.0.10     /0        TE R Status: OK
=====
Rtr: 0020.0200.2002 Addr: 2.2.2.2      TE ABR      ISIS/0/L2
Rtr: 0030.0300.3003 Addr: 3.3.3.3      ABR        ISIS/0/L2
AdvRtr: 0020.0200.2002 Nghb: 0030.0300.3003  ISIS/0/L2
  LocIp/Id 10.0.0.9      /0        TE R Status: OK
AdvRtr: 0030.0300.3003 Nghb: 0020.0200.2002  ISIS/0/L2
  LocIp/Id 10.0.0.10     /0        TE R Status: OK
=====
```

23.14 te-link

te-link

Syntax

te-link [*te-link-id*] [**detail**]

te-link *te-link-id* **statistics**

Context

[\[Tree\]](#) (show>router>Imp te-link)

Full Context

show router Imp te-link

Description

This command displays Traffic Engineering (TE) link information.

Parameters

te-link-id

Specifies the ID of a TE Link.

Values 1 to 4294967295 | *te-link-name te-link-name*: 32 character (max) name of the TE Link

detail

Keyword to display more detailed output.

statistics

Keyword to display TE Link statistics.

Platforms

7750 SR, 7750 SR-a, 7750 SR-e, 7750 SR-s, 7950 XRS

Output

The following output is an example of TE link information, and [Table 570: TE Link Output Fields](#) describes the output fields.

Sample Output

```
*A:SRU4>show>router>lmp# te-link 254
=====
LMP TE Link 254 (Name) Statistics
=====
Admin State   : In Service           Oper State    : Degraded
Remote Id     : 10                   Peer Node Id  : 15
-----
Message Type      Received          Sent           Retransmitted
-----
LinkSummary       100              100            600
LinkSummaryAck    30               25             N/A
LinkSummaryNack   70              75             N/A
=====
```

Table 570: TE Link Output Fields

Label	Description
Admin State	The administrative state of the TE link.
Oper State	The operational state of the TE link.
Remote Id	The remote ID of the TE link.
Peer Node Id	The LMP peer node ID.
Received	The total number of received packets of a specific type.
Sent	The total number of sent packets of a specific type.
Retransmitted	The total number of retransmitted packets of a specific type.

te-link

Syntax

te-link [*te-link-id*] [**detail**]

Context

[\[Tree\]](#) (tools>dump>router>gmpls te-link)

Full Context

tools dump router gmpls te-link

Description

This command dumps information about TE links. Configuring the *te-link-id* parameter will only dump information about the specified TE link.

Parameters

te-link-id

The identifier of the TE link.

Values 1 to 4294967295 | *te-link-name*

detail

Keyword to output information in greater detail.

Platforms

7750 SR, 7750 SR-a, 7750 SR-e, 7750 SR-s, 7950 XRS

Output

The following output is an example of TE link information.

Sample Output

```
*A:Dut-B-UNI-C>tools>dump>router>gmpls# te-link
<te-link-id>
1010701 1010702 1010703 1010704 1010705 1010706
detail

*A:Dut-B-UNI-C>tools>dump>router>gmpls# te-link 1010701

TE-LINK   "vrId 1 TELinkId 1010701"
AdminState: UP, OperState:UP
LastChange: 02/04/2015 23:30:34
Peer: 10.27.255.213 RemoteTELinkId: 1010701 NumDbLink: 1
-----
Total TE-Link Count: 1

*A:Dut-B-UNI-C>tools>dump>router>gmpls# te-link 1010701 detail

TE-LINK   "vrId 1 TELinkId 1010701"
AdminState: UP, OperState:UP
LastChange: 02/04/2015 23:30:34
Peer: 10.27.255.213 RemoteTELinkId: 1010701 NumDbLink: 1
```

```
-----  
Total TE-Link Count: 1
```

te-link

Syntax

```
te-link te-link-id [clear]
```

Context

[\[Tree\]](#) (tools>dump>router>Imp te-link)

Full Context

```
tools dump router Imp te-link
```

Description

This command dumps information about a TE link.

Parameters

te-link-id

The identifier of the TE link.

Values 1 to 4294967295, *te-link-name*

clear

Keyword to clear statistics after reading.

Platforms

7750 SR, 7750 SR-a, 7750 SR-e, 7750 SR-s, 7950 XRS

Output

The following output is an example of TE link information.

Sample Output

```
*A:Dut-B-UNI-C>tools>dump>router>Imp# te-link 1010701  
Local 1010701 (), State Up/Up, Remote: 1010701, db 1(1), resv 0, msgId 11871  
Cntrs (sum/ack/nack) Tx: 2912(8)/2906/0, Rx: 2906/2914/0, Up/Dn: 14/13  
LastEvt: ackRxSm (000 16:19:18.070), Now: 000 16:19:33.270  
LastRxLkSum: Id 1010701, dbCnt 1, ErrCode 0x0, Flags: 0x0  
RxDb: Id(L/R) 101070117/101070117, Flags: 0x3  
SubObj: type/len/sw/enc: 1/12/125/2, Kbps(Min/Max): 10000000/10000000  
LastRxLkSumNack: msgId 0, dbCnt 0, ErrCode 0x0, Flags: 0x0  
Db Links:  
1010701-101070117 (1/1/13): State Up/UpAlloc, port Up/Up RemoteId: 101070117,  
Alloc Y, bw 10000000, portBw 10000000/10000000, tunGrp 1, cfg: Y, Lpc: Y  
Alloc (Cnt/Tm): 3/000 10:16:21.770, Free 2/000 10:15:32.050  
Cnt(Up/Dn): 1/0, UpDnTm: 000 00:10:55.310
```

te-link

Syntax

te-link *te-link-id* [**clear**]

Context

[\[Tree\]](#) (clear>router>Imp te-link)

Full Context

clear router Imp te-link

Description

This command clears LMP TE link statistics.

Parameters

te-link-id

Specifies the TE link identifier.

Values 1 to 4294967295 | *te-link-name*: TE link name, up to 32 characters

Platforms

7750 SR, 7750 SR-a, 7750 SR-e, 7750 SR-s, 7950 XRS

23.15 te-lspinfo

te-lspinfo

Syntax

te-lspinfo [**endpoint** *ip-address*] [**sender** *ip-address*] [**lspid** *lsp-id*] [**detail**] [**p2p** | **p2p-tid** *tunnel-id*]

te-lspinfo [**endpoint** *ip-address*] [**sender** *ip-address*] [**lspid** *lsp-id*] [**detail**] [**p2mp** | **p2mp-tid** *tunnel-id*]
{ [**phops**] [**nhops**] [**s2l** *ip-address*] }

Context

[\[Tree\]](#) (tools>dump>router>mpls te-lspinfo)

Full Context

tools dump router mpls te-lspinfo

Description

This command displays TE LSP information for MPLS.

Platforms

All

Output

The following output is an example of MPLS TE LSP information.

Sample Output

```

B:Dut-R# tools dump router mpls te-lspinfo
Key P2P: Session(10.10.3.2, 201, 10.3.3.3) Sender(10.3.3.3, 2) PHOP(10.10.3.1),
Flags
0x0

Key P2P: Session(10.10.3.1, 1035, 10.4.4.4) Sender(10.4.4.4, 22) PHOP(10.10.11.2),
Flags
0x0

Key P2MP: Session(0.0.0.0, 1, 10.4.4.4) Sender(10.4.4.4, 52226) PHOP(0.0.0.0) Flags
0x10
  S2L [1] Key: endPoint to 10.2.2.2   subGroupId - 1 subGroupOrigId - 10.4.4.4
  S2L [2] Key: endPoint to 10.10.2.2  subGroupId - 3 subGroupOrigId - 10.4.4.4
  S2L [3] Key: endPoint to 10.10.13.2 subGroupId - 4 subGroupOrigId - 10.4.4.4

Key P2MP: Session(0.0.0.0, 2, 10.4.4.4) Sender(10.4.4.4, 51714) PHOP(0.0.0.0) Flags
0x10
  S2L [1] Key: endPoint to 10.2.2.2   subGroupId - 1 subGroupOrigId - 10.4.4.4
  S2L [2] Key: endPoint to 10.10.2.2  subGroupId - 3 subGroupOrigId - 10.4.4.4
  S2L [3] Key: endPoint to 10.10.13.2 subGroupId - 4 subGroupOrigId - 10.4.4.4

Key P2MP: Session(0.0.0.0, 3, 10.4.4.4) Sender(10.4.4.4, 53250) PHOP(0.0.0.0) Flags
0x10

*A:Dut-T# tools dump router mpls te-lspinfo p2mp-tid 102 nhops

  Key P2MP: Session(0.0.0.0, 102, 10.4.4.4) Sender(10.4.4.4, 3074) PHOP(0.0.0.0)
Flags
0x10
-----
      List of NEXT HOPS
-----

NextHop [1] =>
Key: Nhop - isFrr 0, outIf 0, NextHop 0.0.0.0 label - 128843  global Instance 0 is
Leaf node
-----
      Primary NHLFE => outLabel - 0 and NextHop - 0.0.0.0, outIf 0 (0)
      Port(NONE) NhIdx 0, ProtNhIdx 0, NumS2L 1
      ProtectInstance - 0, ProtectGroup 0
      POP
      No Backup NHLFEs for this Ltn entry
      Mid List : 3428 numS2Ls - 1 (Primary MID),

NextHop [2] =>
Key: Nhop - isFrr 0, outIf 3, NextHop 10.10.13.2 label - 128806  global Instance -
48747
-----
      Primary NHLFE => outLabel - 128806 and NextHop - 10.10.13.2, outIf 3 (126)
      Port(9/1/1) NhIdx 4322, ProtNhIdx 2275, NumS2L 1
      ProtectInstance - 1, ProtectGroup 126
      SWAP
      Backup NHLFE => outLabel - 130223 and NextHop - 10.10.3.2, outIf 5 (124)
      Port(9/2/3) outPushLabel 128806, NhIdx 5469, ProtNhIdx 0, NumS2L 1
  
```

```
Mid List : 3428 numS2Ls - 1 (Primary MID),  
  
NextHop [3] =>  
Key: Nhop - isFrr 0, outIf 4, NextHop 10.10.2.2 label - 128836 global Instance -  
48974  
-----  
Primary NHLFE => outLabel - 128836 and NextHop - 10.10.2.2, outIf 4 (125)  
Port(lag-1) NhIdx 4292, ProtNhIdx 2245, NumS2L 2  
ProtectInstance - 1, ProtectGroup 125  
SWAP  
Backup NHLFE => outLabel - 130223 and NextHop - 10.10.3.2, outIf 5 (124)  
Port(9/2/3) outPushLabel 128836, NhIdx 5659, ProtNhIdx 0, NumS2L 2  
Mid List : 3428 numS2Ls - 1 (Primary MID), 3471 numS2Ls - 1 (Backup MID),  
  
S2L [1] Key: endPoint to 10.2.2.2 subGroupId - 1 subGroupOrigId - 10.4.4.4  
S2L [2] Key: endPoint to 10.3.3.3 subGroupId - 2 subGroupOrigId - 10.4.4.4  
S2L [3] Key: endPoint to 10.10.2.2 subGroupId - 3 subGroupOrigId - 10.4.4.4  
S2L [4] Key: endPoint to 10.10.13.2 subGroupId - 4 subGroupOrigId - 10.4.4.4  
  
Total TelSpInfo Count : 1
```

23.16 telemetry

telemetry

Syntax

telemetry

Context

[\[Tree\]](#) (show>system telemetry)

Full Context

show system telemetry

Description

Commands in this context display telemetry information.

Platforms

All

telemetry

Syntax

telemetry

Context

[Tree] (tools>dump>system telemetry)

Full Context

tools dump system telemetry

Description

Commands in this context dump telemetry information.

Platforms

All

23.17 template

template

Syntax

template

Context

[Tree] (show>app-assure>http-redirect template)

Full Context

show application-assurance http-redirect template

Description

This command displays http-error-redirect template information.

Platforms

7450 ESS, 7750 SR, 7750 SR-e, 7750 SR-s, VSR

Output

The following is an example show output for the **policer** command.

Sample Output

```
*A:cses-E11>show application-assurance http-error-redirect template
=====
Application-Assurance http-error-redirect templates
=====
ID      Description
-----
1       Template suited for Barefruit landing server. Includes participant-id.
2       Template suited for Xerocolle landing server.
=====
```

```
*A:cses-E11>
```

template

Syntax

template

Context

[\[Tree\]](#) (show>app-assure>http-notif template)

Full Context

show application-assurance http-notification template

Description

This command displays http-notification template information.

Platforms

7450 ESS, 7750 SR, 7750 SR-e, 7750 SR-s, VSR

template

Syntax

template [*template-name*]

Context

[\[Tree\]](#) (show>router>bier template)

Full Context

show router bier template

Description

This command shows the BIER template information.

Parameters

template-name

Displays the template name, up to 64 characters.

Platforms

All

Output

The following displays an example of a BIER template. [Table 571: Bier Template Fields](#) provides BIER template field descriptions.

Sample Output

```
*A:sim-06# show router bier template "BIER-Template-1"
=====
Bier Admin State      : Up
Oper State            : Up
=====
Templates
=====
Template Name          Admin/Op*
SD-Range
Prefix                Bfr* MT          #PMSI
-----
BIER-Template-1      Up/Up
0-0
 192.0.2.6           6   ipv4-unicast     4
1-1
 192.0.2.6           6   ipv4-multicast    2
-----
Total number of templates : 1
Total number of subdomains : 2
```

Table 571: Bier Template Fields

Label	Description
Bier Admin State	The BIER administrative state
Oper State	The BIER operational state
Template Name	The BIER template name
SD-Range	The BIER SD-Range
Prefix	The prefix
Total number of templates	The total number of templates
Total number of subdomains	The total number of subdomains

template

Syntax

template [*name*]

Context

[\[Tree\]](#) (show>router>route-next-hop-policy template)

Full Context

show router route-next-hop-policy template

Description

This command displays route next-hop policy templates.

Parameters

name

Specifies the template name, up to 32 characters.

Platforms

All

Output

The following output is an example of route next-hop policy template information.

Sample Output

```
*A:Dut-C# show router route-next-hop-policy template
=====
Route next-hop templates
=====
Template                Description
-----
"myTemplate1"           "myNextHopPolicy1"
"myTemplate2"           "myNextHopPolicy2"
"myTemplate3"           "myNextHopPolicy3"
-----
Templates : 3
=====
*A:Dut-C#

*A:Dut-C# show router route-next-hop-policy template "myTemplate2"
  template "myTemplate2"
  description "myNextHopPolicy2"
  nh-type tunnel
  exit
*A:Dut-C#
```

template

Syntax

template

Context

[\[Tree\]](#) (show>service template)

Full Context

show service template

Description

Commands in this context display service template information.

Platforms

All

template

Syntax

template

Context

[\[Tree\]](#) (show>app-assure>http-err-redirect template)

Full Context

show application-assurance http-error-redirect template

Description

This command displays HTTP error redirect templates.

Platforms

7450 ESS, 7750 SR, 7750 SR-e, 7750 SR-s, VSR

23.18 test-oam

test-oam

Syntax

test-oam

Context

[\[Tree\]](#) (show test-oam)

Full Context

show test-oam

Description

Commands in this context display test oam information.

Platforms

All

test-oam

Syntax

test-oam

Context

[\[Tree\]](#) (clear test-oam)

Full Context

clear test-oam

Description

Commands in this context clear test oam information.

Platforms

7450 ESS, 7750 SR, 7750 SR-a, 7750 SR-e, 7750 SR-s, 7950 XRS

test-oam

Syntax

test-oam

Context

[\[Tree\]](#) (tools>dump test-oam)

Full Context

tools dump test-oam

Description

Commands in this context dump test oam information.

Platforms

7450 ESS, 7750 SR, 7750 SR-a, 7750 SR-e, 7750 SR-s, 7950 XRS

test-oam

Syntax

test-oam

Context

[\[Tree\]](#) (tools>perform test-oam)

Full Context

tools perform test-oam

Description

Commands in this context perform test OAM functions.

Platforms

7450 ESS, 7750 SR, 7750 SR-a, 7750 SR-e, 7750 SR-s, 7950 XRS

test-oam

Syntax

test-oam

Context

[\[Tree\]](#) (monitor test-oam)

Full Context

monitor test-oam

Description

Commands in this context display test oam information.

Platforms

All

23.19 tests

tests

Syntax

tests [session *session-name*] [test-id *test-id*] [test-type {dm | dmm | lmm | slm | twamp-light}]

Context

[\[Tree\]](#) (show>oam-pm tests)

Full Context

show oam-pm tests

Description

This command displays a list of OAM-PM test types and associated test IDs. The output provides an ordered list by type and ID to help locate available test IDs that may be configured within a specific type. Filters are available to refine the output to the operational need. Multiple filters can be included to further refine the output. The combination of the filters is an AND function. All filters must be true to provide tests output.

Parameters

session-name

Filters output by session name, up to 32 characters.

test-id

Filters output by test ID.

Values 0 to 2147483647

test-type

Filters output by test type.

Values dm, dmm, lmm, slm, twamp-light

Platforms

All

Output

The following is an example of OAM-PM test type and test ID information. [Table 572: OAM-PM Test](#) describes test fields.

Output Sample

```
show oam-pm tests
=====
OAM Performance Monitoring Test Summary
=====
Test
Type   Test ID  Admin  Oper  TxE  Sess Type                               Session
-----
DM      5        Up     Up    no   proactive                               mpls-dm-rsvp-PE-2-PE-1
DM      6        Up     Up    no   proactive                               mpls-dm-rsvp-PE-2-PE-1-hop1
DM     100     Up     Up    no   proactive                               mpls-dm-static-PE-2-PE-1
DM     101     Up     Up    no   proactive                               mpls-dm-static-PE-2-PE-1-hop1
DM     200     Up     Up    no   proactive                               mpls-dm-rsvp-auto-PE-2-PE-1
DMM     1        Up     Up    no   proactive                               eth-port-int-PE-2-P-3
DMM     2        Up     Up    no   proactive                               eth-circuit-service-epipe1
DMM     3        Up     Up    no   proactive                               eth-circuit-service-epipe1-2
DMM     4        Up     Up    no   proactive                               eth-circuit-service-vpls3
DMM    222     Up     Up    no   proactive                               eth-circuit-service-epipe1-3
LMM     2        Up     Up    no   proactive                               eth-circuit-service-epipe1
SLM     2        Up     Up    no   proactive                               eth-circuit-service-epipe1
SLM     3        Up     Up    no   proactive                               eth-circuit-service-epipe1-2
SLM     4        Up     Up    no   proactive                               eth-circuit-service-vpls3
```



```

SLM      222      Up      Up      no      proactive      eth-circuit-service-epipe1-3
SLM      777      Down    Down    no      proactive      eth-test-nbn-ireland
TWL      1         Up      Up      no      proactive      ip-rtr-int-PE-1-PE-2
TWL      2         Up      Up      yes     proactive      ip-circuit-service-vprn2
TWL      3         Up      Up      no      proactive      ip-lpb101-RSVP-LSP
TWL      4         Up      Up      no      proactive      ip-lpb111-SR-TE-LSP
TWL      100      Up      Up      no      proactive      ip-rtr-telemetry-streaming
TWL      999      Up      Up      no      proactive      twamp-l-directed
  
```

 No. of OAM-PM Tests: 22
 =====

TxE=yes: detected an error on the test's most recent packet transmit attempt.

show oam-pm tests session mpls-dm-rsvp-PE-2-PE-1

=====

OAM Performance Monitoring Test Summary

```

Test
Type      Test ID  Admin  Oper  TxE  Sess Type      Session
-----
DM         5       Up     Up    no   proactive      mpls-dm-rsvp-PE-2-PE-1
  
```

 No. of OAM-PM Tests: 1
 =====

TxE=yes: detected an error on the test's most recent packet transmit attempt.

show oam-pm tests test-id 4

=====

OAM Performance Monitoring Test Summary

```

Test
Type      Test ID  Admin  Oper  TxE  Sess Type      Session
-----
DMM        4       Up     Up    no   proactive      eth-circuit-service-vpls3
SLM        4       Up     Up    no   proactive      eth-circuit-service-vpls3
TWL        4       Up     Up    no   proactive      ip-lpb111-SR-TE-LSP
  
```

 No. of OAM-PM Tests: 3
 =====

TxE=yes: detected an error on the test's most recent packet transmit attempt.

show oam-pm tests test-type twamp-light

=====

OAM Performance Monitoring Test Summary

```

Test
Type      Test ID  Admin  Oper  TxE  Sess Type      Session
-----
TWL        1       Up     Up    no   proactive      ip-rtr-int-PE-1-PE-2
TWL        2       Up     Up    yes  proactive      ip-circuit-service-vprn2
TWL        3       Up     Up    no   proactive      ip-lpb101-RSVP-LSP
TWL        4       Up     Up    no   proactive      ip-lpb111-SR-TE-LSP
TWL       100      Up     Up    no   proactive      ip-rtr-telemetry-streaming
TWL       999      Up     Up    no   proactive      twamp-l-directed
  
```

 No. of OAM-PM Tests: 6
 =====

TxE=yes: detected an error on the test's most recent packet transmit attempt.

Table 572: OAM-PM Test

Label	Description
Test Type	The OAM-PM protocol specific test
Test ID	The numerical value, between 0 to 2147483647, that is assigned to the protocol specific test
Admin	The administrative state of the test Up – The test has been enabled by configuration Down – The test was not enabled by configuration
Oper	The operational state of the test Up – The test is administrative Up and currently transmitting, attempting to transmit packets, or ready to transmit packets Down – The test is administratively down or an oam-pm session has been configured with session-type on-demand and has not been enabled using the global CLI oam oam-pm session start command
TxE	no – There has been no error detected yes – The has been an error detected
Sess Type	The session type, proactive and on-demand
Session	The name of the session, up to 32 characters

23.20 tethering

tethering

Syntax

tethering detail

Context

[Tree] (tools>dump>app-assure>group tethering)

Full Context

tools dump application-assurance group tethering

Description

This command displays AA current subscribers' tethering statistics.

Parameters

detail

Specifies detailed tethering statistics.

Platforms

7450 ESS, 7750 SR, 7750 SR-e, 7750 SR-s, VSR

Output

The following is an example show output for the **tethering** command.

Sample Output

```
tools dump application-assurance group 1:1 tethering detail
=====
Application-Assurance tethering detail - Group 1:1
=====
      TTL           Expected      Flow Count
-----
      62             no           215
      63             yes          1501255
      126            no           7612
      127             yes          1078002
=====
```

tethering

Syntax

tethering clear-counters

Context

[\[Tree\]](#) (tools>perform>app-assure>group tethering)

Full Context

tools perform application-assurance group tethering

Description

This command clears the counters from the tethering statistics.

Platforms

7450 ESS, 7750 SR, 7750 SR-e, 7750 SR-s, VSR

23.21 threshold-crossing-alert

threshold-crossing-alert

Syntax

threshold-crossing-alert [detail]

Context

[\[Tree\]](#) (show>app-assure threshold-crossing-alert)

Full Context

show application-assurance threshold-crossing-alert

Description

This command displays information about threshold crossing alerts.

Platforms

7450 ESS, 7750 SR, 7750 SR-e, 7750 SR-s, VSR

Output

The following output example shows application assurance threshold crossing alert information.

Sample Output

```
show application-assurance threshold-crossing-alert
=====
Grp:Part  Type          Name          Entry          Dir
-----
1         error-drop    N/A           N/A            to-sub
1         error-drop    N/A           N/A            from-sub
1         frag-drop-ooo N/A           N/A            to-sub
1         overload-drop N/A           N/A            from-sub
1         overload-drop N/A           N/A            to-sub
1         gtp-filter    gtpFilter     def-action     from-sub
1         gtp-filter    gtpfilter     max-payload    from-sub
1         gtp-filter    gtpfilter     def-action     from-sub
1         gtp-filter    red           2              to-sub
1         gtp-filter    red           def-action     from-sub
1         sctp-filter   blue          ppid-range     to-sub
1         sctp-filter   red           1              from-sub
1         sctp-filter   red           2              to-sub
1         sctp-filter   red           ppid-range     from-sub
1         sctp-filter   red           def-action     to-sub
1         sctp-filter   red           def-action     from-sub
1         session-filter blue          def-action     from-sub
1         session-filter red           1              from-sub
1         session-filter red           2              to-sub
1         session-filter red           def-action     from-sub
1         tcp-validate  green        N/A            to-sub
2:50     error-drop    N/A           N/A            to-sub
2:32656  error-drop    N/A           N/A            from-sub
2:32656  policer       12345679801234567890123456789012 N/A            from-sub
2:32656  policer       red           N/A            from-sub
-----
No. of TCAs: 24
=====
```

```

show application-assurance threshold-crossing-alert detail
=====
Application Assurance Threshold Crossing Alerts
=====
-----
tcp-validate "green" to-sub
-----
Group:Part      : 1                Trigger on      : denied-traffic
High watermark  : 30                Low watermark   : 20
Last raised     : N/A              Last cleared    : N/A
State           : cleared
  
```

23.22 thresholds

thresholds

Syntax

thresholds

Context

[\[Tree\]](#) (show>system thresholds)

Full Context

show system thresholds

Description

This command displays system monitoring thresholds. The Threshold Events Log table will keep only the last 201 entries.

Platforms

All

Output

The following output is an example of system threshold information, and [Table 573: System Thresholds Field Descriptions](#) describes the output fields.

Sample Output

```

A:bkvm3# show system thresholds
=====
Threshold Alarms
=====
Variable: tmnxCpmFlashUsed.1.10.1
Alarm Id      : 1          Last Value : 3192120
Rising Event Id : 1        Threshold  : 10
Falling Event Id : 0        Threshold  : 0
Sample Interval : 1        SampleType : absolute
Startup Alarm   : either    Owner      : TiMOS CLI
  
```

```
Variable: tmnxCpmFlashUsed.1.10.2
Alarm Id      : 2          Last Value : 0
Rising Event Id : 2          Threshold : 20
Falling Event Id : 3          Threshold : 30
Sample Interval : 2          SampleType : absolute
Startup Alarm  : either    Owner       : TiMOS CLI
```

```
Variable: tmnxCpmFlashPercentageUsed.1.10.1
Alarm Id      : 3          Last Value : 19
Rising Event Id : 4          Threshold : 30
Falling Event Id : 0          Threshold : 0
Sample Interval : 3          SampleType : absolute
Startup Alarm  : either    Owner       : TiMOS CLI
```

```
Variable: tmnxCpmFlashPercentageUsed.1.10.2
Alarm Id      : 4          Last Value : 0
Rising Event Id : 5          Threshold : 40
Falling Event Id : 6          Threshold : 50
Sample Interval : 4          SampleType : absolute
Startup Alarm  : either    Owner       : TiMOS CLI
```

=====
=====
Threshold Events
=====

Description: TiMOS CLI - cflash capacity alarm rising event
using percentages

```
Event Id      : 1          Last Sent  : 07/23/2015 18:15:46
Action Type   : both      Owner       : TiMOS CLI
```

Description: TiMOS CLI - cflash capacity warning rising event

```
Event Id      : 2          Last Sent  : never
Action Type   : both      Owner       : TiMOS CLI
```

Description: TiMOS CLI - cflash capacity warning falling event

```
Event Id      : 3          Last Sent  : 07/23/2015 18:15:46
Action Type   : both      Owner       : TiMOS CLI
```

Description: TiMOS CLI - cflash capacity warning rising event
using percentages

```
Event Id      : 4          Last Sent  : never
Action Type   : both      Owner       : TiMOS CLI
```

Description: TiMOS CLI - cflash capacity alarm rising event
using percentages

```
Event Id      : 5          Last Sent  : never
Action Type   : both      Owner       : TiMOS CLI
```

Description: TiMOS CLI - cflash capacity alarm falling event
using percentages

```
Event Id      : 6          Last Sent  : 07/23/2015 18:15:46
Action Type   : both      Owner       : TiMOS CLI
```

=====
=====
Threshold Events Log
=====

Description : TiMOS CLI - cflash capacity alarm rising
event using percentages : value=3192120,
>=10 : alarm-index 1, event-index 1 alarm-
variable OID tmnxCpmFlashUsed.1.10.1

```
Event Id      : 1          Time Sent  : 07/23/2015 18:15:46
```

```

Description      : TiMOS CLI - cflash capacity warning falling
                  event : value=0, <=30 : alarm-index 2, event-
                  index 3 alarm-variable OID tmnCpmFlashUsed.
                  1.10.2
Event Id         : 3           Time Sent   : 07/23/2015 18:15:46

Description      : TiMOS CLI - cflash capacity alarm falling
                  event using percentages : value=0, <=50 :
                  alarm-index 4, event-index 6 alarm-variable
                  OID tmnCpmFlashPercentageUsed.1.10.2
Event Id         : 6           Time Sent   : 07/23/2015 18:15:46

=====
    
```

Table 573: System Thresholds Field Descriptions

Label	Description
Variable	Displays the variable OID.
Alarm Id	Displays the numerical identifier for the alarm.
Last Value	Displays the last threshold value.
Rising Event Id	Displays the identifier of the RMON rising event.
Threshold	Displays the identifier of the RMON rising threshold.
Falling Event Id	Displays the identifier of the RMON falling event.
Threshold	Displays the identifier of the RMON falling threshold.
Sample Interval	Displays the polling interval, in seconds, over which the data is sampled and compared with the rising and falling thresholds.
SampleType	Displays the method of sampling the selected variable and calculating the value to be compared against the thresholds.
Startup Alarm	Displays the alarm that may be sent when this alarm is first created.
Owner	Displays the owner of this alarm.
Description	Displays the event cause.
Event Id	Displays the identifier of the threshold event.
Last Sent	Displays the date and time the alarm was sent.
Action Type	log — An entry is made in the RMON-MIB log table for each event occurrence. trap — An SR OS logger event is generated. The SR OS logger utility then distributes the notification of this event to its configured log destinations, which may be CONSOLE, telnet session, memory log, cflash file, syslog, or SNMP trap destinations logs.

Label	Description
	both — Both an entry in the RMON-MIB logTable and an SR OS logger event are generated. none — No action is taken.
Owner	Displays the owner of the event.

23.23 throughput

throughput

Syntax

throughput *tunnel-type* *tunnel-type* **system** [**history-stats-in-count** *count*] [**history-stats-in-min** *minutes*] [**current**]

throughput *tunnel-type* *tunnel-type* **type** *type* **system** [**history-stats-in-count** *count*] [**history-stats-in-min** *minutes*] [**current**] [**show-oid**]

throughput *tunnel-type* *tunnel-type* **isa** *mda* [**history-stats-in-count** *count*] [**history-stats-in-min** *minutes*] [**current**]

throughput *tunnel-type* *tunnel-type* **type** *type* **isa** *mda* [**history-stats-in-count** *count*] [**history-stats-in-min** *minutes*] [**current**] [**show-oid**]

throughput *tunnel-type* *tunnel-type* **type** *type* **isa** *mda* [**history-stats-in-count** *count*] [**history-stats-in-min** *minutes*] [**current**] [**show-oid**] **esa-vm** *esa-id/vm-id*

throughput *tunnel-type* *tunnel-type* **tunnel-group** *tunnel-group-id* [**history-stats-in-count** *count*] [**history-stats-in-min** *minutes*] [**current**]

throughput *tunnel-type* *tunnel-type* [**history-stats-in-count** *count*] [**history-stats-in-min** *minutes*] [**current**] **esa-vm** *esa-id/vm-id*

throughput *tunnel-type* *tunnel-type* **type** *type* **tunnel-group** *tunnel-group-id* [**history-stats-in-count** *count*] [**history-stats-in-min** *minutes*] [**current**] [**show-oid**]

Context

[\[Tree\]](#) (show>isa>stats>ip-tunnel-stats throughput)

Full Context

show isa statistics ip-tunnel-stats throughput

Description

This command displays throughput statistics for the specified tunnel types and scope.

The following scopes are supported:

- per ISA
- per tunnel group

- per system

The statistics include the following information:

- total packet per second (encapsulated and decapsulated)
- encapsulated packets per second
- decapsulated packets per second
- total bits per second (encapsulated and decapsulated) in Mibits/s
- encapsulated bits per second in Mibits/s
- decapsulated bits per second in Mibits/s

Syntax notes:

- 1 Mibits/s, equals 2^{20} bits per second
- The bits per second counter is an integer which is a rounded down value from the measured value.

The system collects stats every 10 minutes for last the 24 hour per the wall clock. A current value is also included in the output. The value is an average derived value of 10 minutes. The start time indicates the starting timestamp of measurement. The sampling duration indicates the duration of measurement.

Parameters

tunnel-type

Displays the type of tunnel.

Values gre, ip-in-ip, l2tpv3

mda

Displays the ISA ID.

Values slot/mda

tunnel-group-id

Displays the ID of the tunnel group.

Values 1 to 16

type

Displays the type of breakdown counter.

Values bidir-pps, bidir-bps, encap-pps, encap-bps, decap-pps, decap-bps

count

Displays the number historical values to be included in the output.

Values 1 to 24

minutes

Displays the number of minutes of historical values to be included in output.

Values 1 to 1440

current

Displays only the current values.

esa-vm

Displays the ID of the configured ESA and ESA VM.

Values	esa-vm:	esa-id/vm-id
		<i>esa-id</i> 1 to 16
		<i>vm-id</i> 1 to 4

show-oid

Specifies to include the SNMP object identifier (OID) and the instance ID for the latest historical value in the output.

Platforms

7450 ESS, 7750 SR, 7750 SR-e, 7750 SR-s, VSR

Output

The following is an example output of the **show isa statistics throughput ip-tunnel-stats** command.

Sample Output

```
show>isa>stats>ip-tunnel-stats# throughput tunnel-type gre tunnel-group 1
=====
STATISTICS FOR ISA TUNNEL GROUP 1
=====
INDEX          VALUE          START TIME          SAMPLING DURATION
-----
ENCAPSULATED GRE TUNNEL THROUGHPUT (PKTS/SEC)
1 (CURRENT)   62             2017/05/22 21:50:00 MIN 6 SEC 24
2             62             2017/05/22 21:40:00 MIN 10
3             62             2017/05/22 21:30:00 MIN 10
4             62             2017/05/22 21:20:00 MIN 10
5             62             2017/05/22 21:10:00 MIN 10
6             87             2017/05/22 21:00:00 MIN 10
7             18             2017/05/22 20:50:00 MIN 10
8             0              2017/05/22 20:40:00 MIN 10
9             0              2017/05/22 20:30:00 MIN 10
10            0              2017/05/22 20:20:00 MIN 10
11            0              2017/05/22 20:10:00 MIN 10
12            0              2017/05/22 20:00:00 MIN 10
13            0              2017/05/22 19:50:00 MIN 10
14            0              2017/05/22 19:40:00 MIN 10
15            0              2017/05/22 19:30:00 MIN 10
16            0              2017/05/22 19:20:00 MIN 10
17            0              2017/05/22 19:10:00 MIN 10
18            0              2017/05/22 19:00:00 MIN 10
19            0              2017/05/22 18:50:00 MIN 10
20            0              2017/05/22 18:40:00 MIN 10
21            0              2017/05/22 18:30:00 MIN 10
22            0              2017/05/22 18:20:00 MIN 10
23            0              2017/05/22 18:10:00 MIN 10
24            0              2017/05/22 18:00:00 MIN 10
25            0              2017/05/22 17:50:00 MIN 10
26            0              2017/05/22 17:45:12 MIN 4 SEC 49
DECAPSULATED GRE TUNNEL THROUGHPUT (PKTS/SEC)
1 (CURRENT)   249            2017/05/22 21:50:00 MIN 6 SEC 24
```

2	249	2017/05/22 21:40:00	MIN 10
3	249	2017/05/22 21:30:00	MIN 10
4	249	2017/05/22 21:20:00	MIN 10
5	249	2017/05/22 21:10:00	MIN 10
6	145	2017/05/22 21:00:00	MIN 10
7	18	2017/05/22 20:50:00	MIN 10
8	0	2017/05/22 20:40:00	MIN 10
9	0	2017/05/22 20:30:00	MIN 10
10	0	2017/05/22 20:20:00	MIN 10
11	0	2017/05/22 20:10:00	MIN 10
12	0	2017/05/22 20:00:00	MIN 10
13	0	2017/05/22 19:50:00	MIN 10
14	0	2017/05/22 19:40:00	MIN 10
15	0	2017/05/22 19:30:00	MIN 10
16	0	2017/05/22 19:20:00	MIN 10
17	0	2017/05/22 19:10:00	MIN 10
18	0	2017/05/22 19:00:00	MIN 10
19	0	2017/05/22 18:50:00	MIN 10
20	0	2017/05/22 18:40:00	MIN 10
21	0	2017/05/22 18:30:00	MIN 10
22	0	2017/05/22 18:20:00	MIN 10
23	0	2017/05/22 18:10:00	MIN 10
24	0	2017/05/22 18:00:00	MIN 10
25	0	2017/05/22 17:50:00	MIN 10
26	0	2017/05/22 17:45:12	MIN 4 SEC 49
ENCAPSULATED AND DECAPSULATED GRE TUNNEL THROUGHPUT (PKTS/SEC)			
1 (CURRENT)	312	2017/05/22 21:50:00	MIN 6 SEC 24
2	311	2017/05/22 21:40:00	MIN 10
3	311	2017/05/22 21:30:00	MIN 10
4	311	2017/05/22 21:20:00	MIN 10
5	311	2017/05/22 21:10:00	MIN 10
6	233	2017/05/22 21:00:00	MIN 10
7	37	2017/05/22 20:50:00	MIN 10
8	0	2017/05/22 20:40:00	MIN 10
9	0	2017/05/22 20:30:00	MIN 10
10	0	2017/05/22 20:20:00	MIN 10
11	0	2017/05/22 20:10:00	MIN 10
12	0	2017/05/22 20:00:00	MIN 10
13	0	2017/05/22 19:50:00	MIN 10
14	0	2017/05/22 19:40:00	MIN 10
15	0	2017/05/22 19:30:00	MIN 10
16	0	2017/05/22 19:20:00	MIN 10
17	0	2017/05/22 19:10:00	MIN 10
18	0	2017/05/22 19:00:00	MIN 10
19	0	2017/05/22 18:50:00	MIN 10
4	2	2017/05/22 21:20:00	MIN 10
5	2	2017/05/22 21:10:00	MIN 10
6	0	2017/05/22 21:00:00	MIN 10
7	0	2017/05/22 20:50:00	MIN 10
8	0	2017/05/22 20:40:00	MIN 10
9	0	2017/05/22 20:30:00	MIN 10
10	0	2017/05/22 20:20:00	MIN 10
11	0	2017/05/22 20:10:00	MIN 10
12	0	2017/05/22 20:00:00	MIN 10
13	0	2017/05/22 19:50:00	MIN 10
14	0	2017/05/22 19:40:00	MIN 10
15	0	2017/05/22 19:30:00	MIN 10
16	0	2017/05/22 19:20:00	MIN 10
17	0	2017/05/22 19:10:00	MIN 10
18	0	2017/05/22 19:00:00	MIN 10
19	0	2017/05/22 18:50:00	MIN 10
20	0	2017/05/22 18:40:00	MIN 10
21	0	2017/05/22 18:30:00	MIN 10
22	0	2017/05/22 18:20:00	MIN 10

```
23      0      2017/05/22 18:10:00 MIN 10
24      0      2017/05/22 18:00:00 MIN 10
25      0      2017/05/22 17:50:00 MIN 10
26      0      2017/05/22 17:45:12 MIN 4 SEC 49
DECAPSULATED GRE TUNNEL THROUGHPUT (MIBIT/SEC)
1 (CURRENT) 2      2017/05/22 21:50:00 MIN 6 SEC 24
2      2      2017/05/22 21:40:00 MIN 10
3      2      2017/05/22 21:30:00 MIN 10
4      2      2017/05/22 21:20:00 MIN 10
5      2      2017/05/22 21:10:00 MIN 10
6      0      2017/05/22 21:00:00 MIN 10
7      0      2017/05/22 20:50:00 MIN 10
8      0      2017/05/22 20:40:00 MIN 10
9      0      2017/05/22 20:30:00 MIN 10
10     0      2017/05/22 20:20:00 MIN 10
11     0      2017/05/22 20:10:00 MIN 10
12     0      2017/05/22 20:00:00 MIN 10
13     0      2017/05/22 19:50:00 MIN 10
14     0      2017/05/22 19:40:00 MIN 10
15     0      2017/05/22 19:30:00 MIN 10
16     0      2017/05/22 19:20:00 MIN 10
17     0      2017/05/22 19:10:00 MIN 10
18     0      2017/05/22 19:00:00 MIN 10
19     0      2017/05/22 18:50:00 MIN 10
20     0      2017/05/22 18:40:00 MIN 10
21     0      2017/05/22 18:30:00 MIN 10
22     0      2017/05/22 18:20:00 MIN 10
23     0      2017/05/22 18:10:00 MIN 10
24     0      2017/05/22 18:00:00 MIN 10
25     0      2017/05/22 17:50:00 MIN 10
26     0      2017/05/22 17:45:12 MIN 4 SEC 49
ENCAPSULATED AND DECAPSULATED GRE TUNNEL THROUGHPUT (MIBIT/SEC)
1 (CURRENT) 4      2017/05/22 21:50:00 MIN 6 SEC 24
2      4      2017/05/22 21:40:00 MIN 10
3      4      2017/05/22 21:30:00 MIN 10
4      4      2017/05/22 21:20:00 MIN 10
5      4      2017/05/22 21:10:00 MIN 10

6      1      2017/05/22 21:00:00 MIN 10
7      0      2017/05/22 20:50:00 MIN 10
8      0      2017/05/22 20:40:00 MIN 10
9      0      2017/05/22 20:30:00 MIN 10
10     0      2017/05/22 20:20:00 MIN 10
11     0      2017/05/22 20:10:00 MIN 10
12     0      2017/05/22 20:00:00 MIN 10
13     0      2017/05/22 19:50:00 MIN 10
14     0      2017/05/22 19:40:00 MIN 10
15     0      2017/05/22 19:30:00 MIN 10
16     0      2017/05/22 19:20:00 MIN 10
17     0      2017/05/22 19:10:00 MIN 10
18     0      2017/05/22 19:00:00 MIN 10
19     0      2017/05/22 18:50:00 MIN 10
20     0      2017/05/22 18:40:00 MIN 10
21     0      2017/05/22 18:30:00 MIN 10
22     0      2017/05/22 18:20:00 MIN 10
23     0      2017/05/22 18:10:00 MIN 10
24     0      2017/05/22 18:00:00 MIN 10
25     0      2017/05/22 17:50:00 MIN 10
26     0      2017/05/22 17:45:12 MIN 4 SEC 49
```

NO. OF ENTRIES: 156
=====

throughput

Syntax

```
throughput gateway name [history-stats-in-count count] [history-stats-in-min min] [current]
throughput [history-stats-in-count count] [history-stats-in-min min] [current] esa-vm esa-id/vm-id
throughput type type gateway name [history-stats-in-count count] [history-stats-in-min min]
[current] [show-oid]
throughput type type [history-stats-in-count count] [history-stats-in-min min] [current] [show-oid]
esa-vm esa-id/vm-id
throughput isa mda [history-stats-in-count count] [history-stats-in-min min] [current]
throughput type type isa mda [history-stats-in-count count] [history-stats-in-min min] [current]
[show-oid]
throughput system [history-stats-in-count count] [history-stats-in-min min] [current]
throughput type type system [history-stats-in-count count] [history-stats-in-min min] [current]
[show-oid]
throughput tunnel-group tunnel-group-id [history-stats-in-count count] [history-stats-in-min min]
[current]
throughput type type tunnel-group tunnel-group-id [history-stats-in-count count] [history-stats-in-
min min] [current] [show-oid]
```

Context

[\[Tree\]](#) (show>isa>stats>ipsec-stats throughput)

Full Context

```
show isa statistics ipsec-stats throughput
```

Description

This command displays IPsec throughput statistics for the specified scope.

The system collects statistics every 10 minutes for the last 24 hours per wall clock. A current value is included in the output.

This command supports following the scopes:

- per system
- per ISA
- per tunnel group
- per IPsec GW

The statistics include:

- The number of bidirectional encrypted and decrypted per second
- The number of encrypted packets per second
- The number of decrypted packets per second

- The number of bidirectional (encrypted and decrypted) bits per second (in Mibits/s)
- The number of bidirectional encrypted bits per second (in Mibits/s)
- The number of bidirectional decrypted bits per second (in Mibits/s)

Syntax notes:

- 1 Mibits/s equals 2^{20} bits per second
- The bits per second counter is an integer, which is a value rounded down from the measured value.

Parameters

mda

Displays information about the specified ISA.

Values slot/mda

tunnel-group-id

Displays information about the specified tunnel group ID.

Values 1 to 16

name

Displays information about the name of the IPsec GW up to 32 characters in length.

count

Displays information about the number of historical values to be included in the output.

Values 1 to 24

min

Displays information about the number of minutes of historical values to be included in output.

Values 1 to 1440

current

Displays information about the current value.

show-oid

Displays information about include SNMP OID and instance ID for the latest historical value in the output, for a specified type of counter.

esa-vm

Displays the ID of the configured ESA and ESA VM.

Values	esa-vm:	<i>esa-id/vm-id</i>	
		<i>esa-id</i>	1 to 16
		<i>vm-id</i>	1 to 4

Platforms

7450 ESS, 7750 SR, 7750 SR-e, 7750 SR-s, VSR

Output

The following output is an example of the **show isa statistics ipsec-stats throughput** command.

Sample Output

```
show>isa>stats>ipsec-stats# throughput tunnel-group 1
=====
STATISTICS FOR ISA TUNNEL GROUP 1
=====
INDEX          VALUE          START TIME          SAMPLING DURATION
-----
ENCRYPTED IPSEC TRAFFIC THROUGHPUT (PKTS/SEC)
1 (CURRENT)   99             2017/05/23 22:00:00 MIN 7 SEC 51
2             72             2017/05/23 21:50:00 MIN 10
3             0              2017/05/23 21:40:00 MIN 10
4             0              2017/05/23 21:30:00 MIN 10
5             0              2017/05/23 21:20:00 MIN 10
6             0              2017/05/23 21:10:00 MIN 10
7             0              2017/05/23 21:00:00 MIN 10
8             0              2017/05/23 20:50:00 MIN 10
9             0              2017/05/23 20:40:00 MIN 10
10            0              2017/05/23 20:30:00 MIN 10
11            0              2017/05/23 20:20:00 MIN 10
12            0              2017/05/23 20:10:00 MIN 10
13            0              2017/05/23 20:00:00 MIN 10
14            0              2017/05/23 19:50:00 MIN 10
15            0              2017/05/23 19:40:00 MIN 10
16            0              2017/05/23 19:30:00 MIN 10
17            0              2017/05/23 19:20:00 MIN 10
18            0              2017/05/23 19:10:00 MIN 10
19            0              2017/05/23 19:00:00 MIN 10
20            0              2017/05/23 18:50:00 MIN 10
21            0              2017/05/23 18:40:00 MIN 10
22            0              2017/05/23 18:30:00 MIN 10
23            0              2017/05/23 18:20:00 MIN 10
24            0              2017/05/23 18:10:00 MIN 10
25            0              2017/05/23 18:00:00 MIN 10
26            0              2017/05/23 17:50:48 MIN 9 SEC 12
DECRYPTED IPSEC TRAFFIC THROUGHPUT (PKTS/SEC)
1 (CURRENT)   99             2017/05/23 22:00:00 MIN 7 SEC 51
2             72             2017/05/23 21:50:00 MIN 10
3             0              2017/05/23 21:40:00 MIN 10
4             0              2017/05/23 21:30:00 MIN 10
5             0              2017/05/23 21:20:00 MIN 10
6             0              2017/05/23 21:10:00 MIN 10
7             0              2017/05/23 21:00:00 MIN 10
8             0              2017/05/23 20:50:00 MIN 10
9             0              2017/05/23 20:40:00 MIN 10
10            0              2017/05/23 20:30:00 MIN 10
11            0              2017/05/23 20:20:00 MIN 10
12            0              2017/05/23 20:10:00 MIN 10
13            0              2017/05/23 20:00:00 MIN 10
14            0              2017/05/23 19:50:00 MIN 10
15            0              2017/05/23 19:40:00 MIN 10
16            0              2017/05/23 19:30:00 MIN 10
17            0              2017/05/23 19:20:00 MIN 10
18            0              2017/05/23 19:10:00 MIN 10
19            0              2017/05/23 19:00:00 MIN 10
20            0              2017/05/23 18:50:00 MIN 10
```

```

21      0      2017/05/23 18:40:00 MIN 10
22      0      2017/05/23 18:30:00 MIN 10
23      0      2017/05/23 18:20:00 MIN 10
24      0      2017/05/23 18:10:00 MIN 10
25      0      2017/05/23 18:00:00 MIN 10
26      0      2017/05/23 17:50:48 MIN 9 SEC 12
ENCRYPTED AND DECRYPTED IPSEC TRAFFIC THROUGHPUT (PKTS/SEC)
1 (CURRENT) 199      2017/05/23 22:00:00 MIN 7 SEC 51
2      145      2017/05/23 21:50:00 MIN 10
3      0      2017/05/23 21:40:00 MIN 10
4      0      2017/05/23 21:30:00 MIN 10
5      0      2017/05/23 21:20:00 MIN 10
6      0      2017/05/23 21:10:00 MIN 10
7      0      2017/05/23 21:00:00 MIN 10
8      0      2017/05/23 20:50:00 MIN 10
9      0      2017/05/23 20:40:00 MIN 10
10     0      2017/05/23 20:30:00 MIN 10
11     0      2017/05/23 20:20:00 MIN 10
12     0      2017/05/23 20:10:00 MIN 10
13     0      2017/05/23 20:00:00 MIN 10
14     0      2017/05/23 19:50:00 MIN 10
15     0      2017/05/23 19:40:00 MIN 10
16     0      2017/05/23 19:30:00 MIN 10
17     0      2017/05/23 19:20:00 MIN 10
18     0      2017/05/23 19:10:00 MIN 10
19     0      2017/05/23 19:00:00 MIN 10
20     0      2017/05/23 18:50:00 MIN 10
21     0      2017/05/23 18:40:00 MIN 10
22     0      2017/05/23 18:30:00 MIN 10
23     0      2017/05/23 18:20:00 MIN 10
24     0      2017/05/23 18:10:00 MIN 10
25     0      2017/05/23 18:00:00 MIN 10
26     0      2017/05/23 17:50:48 MIN 9 SEC 12
DECRYPTED IPSEC TRAFFIC THROUGHPUT (MIBIT/SEC)
1 (CURRENT) 3      2017/05/23 22:00:00 MIN 7 SEC 51
2      2      2017/05/23 21:50:00 MIN 10
3      0      2017/05/23 21:40:00 MIN 10
4      0      2017/05/23 21:30:00 MIN 10
5      0      2017/05/23 21:20:00 MIN 10
6      0      2017/05/23 21:10:00 MIN 10
7      0      2017/05/23 21:00:00 MIN 10
8      0      2017/05/23 20:50:00 MIN 10
9      0      2017/05/23 20:40:00 MIN 10
10     0      2017/05/23 20:30:00 MIN 10
11     0      2017/05/23 20:20:00 MIN 10
12     0      2017/05/23 20:10:00 MIN 10
13     0      2017/05/23 20:00:00 MIN 10
14     0      2017/05/23 19:50:00 MIN 10
15     0      2017/05/23 19:40:00 MIN 10
16     0      2017/05/23 19:30:00 MIN 10
17     0      2017/05/23 19:20:00 MIN 10
18     0      2017/05/23 19:10:00 MIN 10
19     0      2017/05/23 19:00:00 MIN 10
20     0      2017/05/23 18:50:00 MIN 10
21     0      2017/05/23 18:40:00 MIN 10
    
```



```

22      0      2017/05/23 18:30:00 MIN 10
23      0      2017/05/23 18:20:00 MIN 10
24      0      2017/05/23 18:10:00 MIN 10
25      0      2017/05/23 18:00:00 MIN 10
26      0      2017/05/23 17:50:48 MIN 9 SEC 12
ENCRYPTED AND DECRYPTED IPSEC TRAFFIC THROUGHPUT (MIBIT/SEC)
1 (CURRENT) 7      2017/05/23 22:00:00 MIN 7 SEC 51
2          5      2017/05/23 21:50:00 MIN 10
3          0      2017/05/23 21:40:00 MIN 10
4          0      2017/05/23 21:30:00 MIN 10
5          0      2017/05/23 21:20:00 MIN 10
6          0      2017/05/23 21:10:00 MIN 10
7          0      2017/05/23 21:00:00 MIN 10
8          0      2017/05/23 20:50:00 MIN 10
9          0      2017/05/23 20:40:00 MIN 10
10         0      2017/05/23 20:30:00 MIN 10
11         0      2017/05/23 20:20:00 MIN 10
12         0      2017/05/23 20:10:00 MIN 10
13         0      2017/05/23 20:00:00 MIN 10
14         0      2017/05/23 19:50:00 MIN 10
15         0      2017/05/23 19:40:00 MIN 10
16         0      2017/05/23 19:30:00 MIN 10
17         0      2017/05/23 19:20:00 MIN 10
18         0      2017/05/23 19:10:00 MIN 10
19         0      2017/05/23 19:00:00 MIN 10
20         0      2017/05/23 18:50:00 MIN 10
21         0      2017/05/23 18:40:00 MIN 10
22         0      2017/05/23 18:30:00 MIN 10
23         0      2017/05/23 18:20:00 MIN 10
24         0      2017/05/23 18:10:00 MIN 10
25         0      2017/05/23 18:00:00 MIN 10
26         0      2017/05/23 17:50:48 MIN 9 SEC 12
    
```

 NO. OF ENTRIES: 156

=====

```

show>isa>stats>ipsec-stats# throughput type bidir-bps isa 1/2 show-oid
    
```

 CURRENT STATISTIC INFO

 OID: TMNXIPSECISAHISTSTATSVALUE10.1.1.2.105.2

=====

STATISTICS FOR ISA 1/2

```

=====
INDEX          VALUE          START TIME          SAMPLING DURATION
-----
ENCRYPTED AND DECRYPTED IPSEC TRAFFIC THROUGHPUT (MIBIT/SEC)
1 (CURRENT) 7      2017/05/23 22:10:00 MIN 1 SEC 9
2          7      2017/05/23 22:00:00 MIN 10
3          5      2017/05/23 21:50:00 MIN 10
4          0      2017/05/23 21:40:00 MIN 10
5          0      2017/05/23 21:30:00 MIN 10
6          0      2017/05/23 21:20:00 MIN 10
7          0      2017/05/23 21:10:00 MIN 10
8          0      2017/05/23 21:00:00 MIN 10
9          0      2017/05/23 20:50:00 MIN 10
10         0      2017/05/23 20:40:00 MIN 10
11         0      2017/05/23 20:30:00 MIN 10
12         0      2017/05/23 20:20:00 MIN 10
13         0      2017/05/23 20:10:00 MIN 10
14         0      2017/05/23 20:00:00 MIN 10
15         0      2017/05/23 19:50:00 MIN 10
16         0      2017/05/23 19:40:00 MIN 10
17         0      2017/05/23 19:30:00 MIN 10
    
```

```

18          0          2017/05/23 19:20:00 MIN 10
19          0          2017/05/23 19:10:00 MIN 10
20          0          2017/05/23 19:00:00 MIN 10
21          0          2017/05/23 18:50:00 MIN 10
22          0          2017/05/23 18:40:00 MIN 10
23          0          2017/05/23 18:30:00 MIN 10
24          0          2017/05/23 18:20:00 MIN 10
25          0          2017/05/23 18:10:00 MIN 10
26          0          2017/05/23 18:00:00 MIN 10
27          0          2017/05/23 17:50:48 MIN 9 SEC 12
-----
NO. OF ENTRIES: 27
=====
  
```

23.24 time

time

Syntax

time

Context

[\[Tree\]](#) (show>system time)

Full Context

show system time

Description

This command displays the system time and zone configuration parameters.

Platforms

All

Output

The following output is an example of system time information, and [Table 574: System Time Field Descriptions](#) describes the output fields.

Sample Output

```

A:ALA-1# show system time
=====
Date & Time
=====
Current Date & Time : 2006/05/05 23:03:13   DST Active           : yes
Current Zone       : PDT                   Offset from UTC      : -7:00
-----
Non-DST Zone      : PST                   Offset from UTC      : -8:00
Zone type         : standard
-----
  
```

```

DST Zone      : PDT          Offset from Non-DST : 01:00
Starts       : first sunday in april 02:00
Ends        : last sunday in october 02:00
=====
A:ALA-1#

A:ALA-1# show system time (with no DST zone configured)
=====
Date & Time
=====
Current Date & Time : 2006/05/12 11:12:05      DST Active      : no
Current Zone      : APA          Offset from UTC : -8:00
-----
Non-DST Zone     : APA          Offset from UTC : -8:00
Zone Type        : non-standard
-----
No DST zone configured
=====
A:ALA-1#

```

Table 574: System Time Field Descriptions

Label	Description
Date & Time	The system date and time using the current time zone.
DST Active	Yes — Daylight Savings Time is currently in effect. No — Daylight Savings Time is not currently in effect.
Zone	The zone names for the current zone, the non-DST zone, and the DST zone if configured.
Current Time Zone	Indicates the process currently controlling the system time. SNTP, NTP, PTP or NONE.
Zone type	Non-standard — The zone is user-defined. Standard — The zone is system defined.
Offset from UTC	The number of hours and minutes added to universal time for the zone, including the DST offset for a DST zone.
Offset from Non-DST	The number of hours (always 0 to 1) and minutes (0 to 59) added to the time at the beginning of Daylight Saving Time and subtracted at the end Daylight Saving Time.
Starts	The date and time Daylight Saving Time begins.
Ends	The date and time Daylight Saving Time ends.

time

Syntax

time

Context

[Tree] (show time)

Full Context

show time

Description

This command displays the current day, date, time and time zone.

The time is displayed either in the local time zone or in UTC depending on the setting of the root level **time-display** command for the console session.

Platforms

All

Output

The following output is an example of time information.

Sample Output

```
A:ALA-49# show time
Tue Oct 31 12:17:15 GMT 2006
```

23.25 timers

timers

Syntax

timers [session ip-addr[label-space]]

Context

[Tree] (tools>dump>router>ldp timers)

Full Context

tools dump router ldp timers

Description

This command dumps information for LDP timers.

Platforms

All

23.26 tls

tls

Syntax

tls

Context

[\[Tree\]](#) (show>system>security tls)

Full Context

show system security tls

Description

Commands in this context display TLS-related information.

Platforms

All

23.27 top-active-meps

top-active-meps

Syntax

top-active-meps [{rx-sort | tx-sort}] [clear]

Context

[\[Tree\]](#) (tools>dump>eth-cfm top-active-meps)

Full Context

tools dump eth-cfm top-active-meps

Description

This command displays and optionally clears the most active MEPs on the system.

Default

top-active-meps

Parameters

rx-sort

Sorts in the RX direction.

tx-sort

Sorts in the TX direction.

clear

Clears the current counters.

Platforms

7450 ESS, 7750 SR, 7750 SR-a, 7750 SR-e, 7750 SR-s, 7950 XRS

23.28 top-flows

top-flows

Syntax

top-flows *protocols* [**clear**]

Context

[\[Tree\]](#) (tools>dump>cflowd top-flows)

Full Context

tools dump cflowd top-flows

Description

This command displays the top 20 (highest traffic volume) flows for IPv4, IPv6 or MPLS traffic types collected since the cflowd top-flow table was last cleared or initialized.

Platforms

All

Output

The following output is an example of cflowd top flow information, and [Table 575: Tools Dump cflowd Top-flows Out put Fields](#) describes the output fields.

Sample Output

```
1          2          3          4          5          6          7          8
1234567890123456789012345678901234567890123456789012345678901234567890
Sr1# tools dump cflowd top-flows ipv4
```

```

Ingress i/f  SrcIP      Egress i/f  DstIP      Pr  TOS  Flgs  Pkts
vRtr-ID     S-Port Msk AS     D-Port Msk AS  NextHop    Avg Pkt Size Active
-----
1000        52.52.52.1  2001        123.123.123.122 0x01 55   0x10 3748
10201       0000 /8 50    0000 /8 40   202.120.130.2   220   3600
.....

      1      2      3      4      5      6      7      8
1234567890123456789012345678901234567890123456789012345678901234567890
Sr1# tools dump cflowd top-flows ipv6
SrcIP (up to IPv6)          Ingress i/f  Src Port  vRtr ID  ToS
DstIP (upto IPv6)          Egress i/f  Dst Port  Proto    Flags
Nexthop (uptoIPv6)         Total Pkts   Avg Pkt   Active(sec)
2001:0db8:85a3:0000:0000:8a2e:0370:7334 60005       10020     0         0x12
2001:0db8:85a3:0000:0000:8a2e:0280:1234 60325       20010     17        0x23
2001:0db8:85a3:0000:0000:8a2e:1234:5678 1234567890 1500      13600
.....

      1      2      3      4      5      6      7      8
1234567890123456789012345678901234567890123456789012345678901234567890
Sr1# tools dump cflowd top-flows mpls
Label-1 Label-2 Label-3 Label-4 Total Pkts Avg Pkt Active(s)
SrcIP (up to IPv6)          Ingress i/f  Src Port  ToS
DstIP (upto IPv6)          Egress i/f  Dst Port  Proto    Flags
-----

```

Table 575: Tools Dump cflowd Top-flows Out put Fields

Label	Description
Ingress	Displays the ingress interface ID
Src IP	Displays the source IP address of the flow (IPv4 or IPv6)
Egress	Displays the egress interface ID
Dest IP	Displays the destination IP address of the flow (IPv4 or IPv6)
Pr Proto	Displays the protocol type for flow
TOS	Displays the Type-of-Service/DSCP butts filed markings
Flgs	Displays the protocol flag markings
Pkts	Displays the total number of packets sampled for this flow (since stats were last cleared)
vRtr-ID	Displays the vRouter context the flow was sample in
S-Port Src Port	Displays the source protocol port number
Msk	Displays the route prefix length for route to source IP address

Label	Description
AS	Displays the Autonomous Systems number for the source route (the AS is either originating AS or peer AS depending on cflowd configuration)
D-Port Dst Port	Displays the destination protocol port number
Msk	Displays the route prefix length for route to destination IP address (Forwarding route)
AS	Displays the Autonomous Systems number for the destination route (the AS is either originating AS or peer AS depending on cflowd configuration)
Nexthop	Displays the next-hop address used to forward traffic associated with the flow
Avg pkt size	Displays the average packet size of a sampled traffic associated with this flow (total number of packets sampled/total number of packets sampled)
Active	Displays the number of seconds the flow has been active

23.29 top-protocols

top-protocols

Syntax

`top-protocols protocols [clear]`

Context

[\[Tree\]](#) (tools>dump>cflowd top-protocols)

Full Context

tools dump cflowd top-protocols

Description

This command displays the summary information for the top 20 protocol traffic seen in the cflowd cache. All statistics are calculated based on the data collected since the last clearing of the cflowd stats with clear keyword for this command.

If the **clear** optional keyword is given, then the top-flows are displayed, and then this cache is cleared.

Platforms

All

Output

The following output is an example of cflowd top protocol traffic information, and [Table 576: Tools Dump cflowd Top-protocols Fields](#) describes the output fields.

Sample Output

```
SR# tools dump cflowd top-protocols

The top 20 IPv4 protocols seen by cflowd are:
  Current Time: 08/29/2011 15:36:15
Last Cleared Time: 08/29/2011 15:35:08
Protocol ID      Total   Flows   Packets   Bytes   Packets   Duration   % Total
-----      Flows  /Sec    /Flow    /Pkt    /Sec      /Flow      Bandwidth
-----
UDP                2       0        6     100        0         6         75%
pr1                 1       0        6      64         0         6         24%
-----
TOTALS             3       0        6     88         0         6        100%
```

Table 576: Tools Dump cflowd Top-protocols Fields

Label	Description
Protocol ID	Displays the IPv4 or IPv6 protocol type; this will either print the well-known protocol name or the decimal protocol number
Total Flows	Displays the total number of flows recorded since the last clearing of cflowd statistics with this protocol type.
Flows/Sec	Displays the average number of flows detected for the associated protocol type (Total flows/number of seconds since last clear)
Packets/Flow	Displays the average number of packets per flow (Total number of packets/total flows)
Bytes/Pkts	Displays the average number of bytes per packet for the associated protocol type (Total number of bytes for the associated protocol/total number of packets seen for the associated protocol)
Packets/Sec	Displays the average number of packets seen for the associated protocol type (Number of packets/time since last clear)
Duration/Flow	Displays the average lifetime of a flow for the associated protocol type (Number of seconds since last clear/total flows)

Label	Description
Bandwidth Total (%)	Displays the percentage of bandwidth consumed by the associated protocol type (Total protocol bytes/total bytes of all flows)

23.30 topology

topology

Syntax

```
topology [ipv4-unicast | ipv6-unicast | ipv4-multicast | ipv6-multicast | mt mt-id-number] [ lfa] [detail]
        [flex-algo {flex-algo-id | all}]
```

Context

[\[Tree\]](#) (show>router>isis topology)

Full Context

```
show router isis topology
```

Description

This command shows IS-IS topology information.

Parameters

ipv4-unicast

Displays IPv4 unicast parameters.

ipv6-unicast

Displays IPv6 unicast parameters.

ipv4-multicast

Displays IPv4 multicast parameters.

ipv6-multicast

Displays IPv6 multicast parameters.

mt *mt-id-number*

Displays multi-topology parameters.

Values 0, 2, 3, 4

lfa

Displays loop free alternative (LFA) information. This information corresponds to the backup next hops for IP links and nodes written in RTM by the base LFA feature.

detail

Displays detailed topology information.

flex-algo flex-algo-id

Displays information about the specified algorithm only based on the *flex-algo-id* filter.

Values 128 to 255

all

Displays topology information for all the flexible algorithms.

Platforms

All

Output

The following output is an example of router IS-IS topology output, and [Table 577: IS-IS Topology Output Fields](#) describes the output fields.

Sample Output

```
*A:Dut-A# show router isis topology
=====
Rtr Base ISIS Instance 0 Topology Table
=====
Node                               Interface                               Nexthop
-----
IS-IS IP paths (MT-ID 0),  Level 1
-----
Dut-B.00                           ip-3FFE::A0A:101                       Dut-B
Dut-B.01                           ip-3FFE::A0A:101                       Dut-B
Dut-CA.00                          ip-3FFE::A0A:101                       Dut-B
Dut-CA.01                          ip-3FFE::A0A:101                       Dut-B
Dut-CA.02                          ip-3FFE::A0A:101                       Dut-B
Dut-CA.05                          ip-3FFE::A0A:101                       Dut-B
Dut-DA.00                          ip-3FFE::A0A:101                       Dut-B
Dut-DA.01                          ip-3FFE::A0A:101                       Dut-B
Dut-E.00                           ip-3FFE::A0A:101                       Dut-B
Dut-F.00                           ies-1-3FFE::A0A:1501                   Dut-F
Dut-F.01                           ies-1-3FFE::A0A:1501                   Dut-F
Dut-F.02                           ies-1-3FFE::A0A:1501                   Dut-F
-----
IS-IS IPv6 paths (MT-ID 2),  Level 1
-----
Dut-B.00                           ip-3FFE::A0A:101                       Dut-B
Dut-B.01                           ip-3FFE::A0A:101                       Dut-B
Dut-CA.00                          ip-3FFE::A0A:101                       Dut-B
Dut-CA.01                          ip-3FFE::A0A:101                       Dut-B
Dut-CA.02                          ip-3FFE::A0A:101                       Dut-B
Dut-CA.05                          ip-3FFE::A0A:101                       Dut-B
Dut-DA.00                          ip-3FFE::A0A:101                       Dut-B
Dut-DA.01                          ip-3FFE::A0A:101                       Dut-B
Dut-E.00                           ip-3FFE::A0A:101                       Dut-B
Dut-F.00                           ies-1-3FFE::A0A:1501                   Dut-F
Dut-F.01                           ies-1-3FFE::A0A:1501                   Dut-F
Dut-F.02                           ies-1-3FFE::A0A:1501                   Dut-F
-----
IS-IS IP paths (MT-ID 0),  Level 2
-----
Dut-B.00                           ip-3FFE::A0A:101                       Dut-B
Dut-B.01                           ip-3FFE::A0A:101                       Dut-B
Dut-CA.00                          ip-3FFE::A0A:101                       Dut-B
```

```
Dut-CA.01 ip-3FFE::A0A:101 Dut-B
Dut-CA.02 ip-3FFE::A0A:101 Dut-B
Dut-CA.05 ip-3FFE::A0A:101 Dut-B
Dut-DA.00 ip-3FFE::A0A:101 Dut-B
Dut-DA.01 ip-3FFE::A0A:101 Dut-B
Dut-E.00 ip-3FFE::A0A:101 Dut-B
Dut-F.00 ies-1-3FFE::A0A:1501 Dut-F
Dut-F.01 ies-1-3FFE::A0A:1501 Dut-F
Dut-F.02 ies-1-3FFE::A0A:1501 Dut-F
```

 IS-IS IPv6 paths (MT-ID 2), Level 2

```
Dut-B.00 ip-3FFE::A0A:101 Dut-B
Dut-B.01 ip-3FFE::A0A:101 Dut-B
Dut-CA.00 ip-3FFE::A0A:101 Dut-B
Dut-CA.01 ip-3FFE::A0A:101 Dut-B
Dut-CA.02 ip-3FFE::A0A:101 Dut-B
Dut-CA.05 ip-3FFE::A0A:101 Dut-B
Dut-DA.00 ip-3FFE::A0A:101 Dut-B
Dut-DA.01 ip-3FFE::A0A:101 Dut-B
Dut-E.00 ip-3FFE::A0A:101 Dut-B
Dut-F.00 ies-1-3FFE::A0A:1501 Dut-F
Dut-F.01 ies-1-3FFE::A0A:1501 Dut-F
Dut-F.02 ies-1-3FFE::A0A:1501 Dut-F
```

=====
 *A:Dut-A#

Sample Output

```
A:Dut-A# show router isis 0 topology
=====
Rtr Base ISIS Instance 0 Topology Table
=====
Node                               Interface           Nexthop
-----
IS-IS IP paths (MT-ID 0), Level 2
-----
Dut-B.00                            To_B                Dut-B
Dut-C.00                            To_C                Dut-C
=====
A:Dut-A#
A:Dut-A#
A:Dut-A# show router isis 0 topology flex-algo 128
=====
Rtr Base ISIS Instance 0 Flex- Algo 128 Topology Table
=====
Node                               Interface           Nexthop
-----
IS-IS IP paths (MT-ID 0), Level 2
-----
Dut-B.00                            To_C                Dut-C
Dut-C.00                            To_C                Dut-C
=====
```

Table 577: IS-IS Topology Output Fields

Label	Description
Node	Displays the IP address.

Label	Description
Interface	Displays the interface name.
Nexthop	Displays the nexthop IP address.
LFA Interface	Displays the LFA interface name.
LFA Nexthop	Displays the LFA nexthop IP address.

23.31 tp-interface

tp-interface

Syntax

tp-interface *interface-num* [**clear**]

Context

[\[Tree\]](#) (tools>dump>router>mpls tp-interface)

Full Context

tools dump router mpls tp-interface

Description

This command displays MPLS-TP interface information.

Parameters

interface-num

specifies the MPLS-TP interface

Values 1 to 4294967295

clear

clears statistics after reading

Platforms

7450 ESS, 7750 SR, 7750 SR-a, 7750 SR-e, 7750 SR-s, 7950 XRS

Output

The following output is an example of MPLS TP interface information.

Sample Output

```
1-2 (1/1/3) : State Up, Cnt/Tm - Dn: 1/000 00:30:11.150, Up 1/000 00:30:15.160
MEP: ifNum 1 (Validate: Y), ais: Y (txCnt 0)
```

```
ais - Flags: 0x1 (R), Timers:
```

23.32 tp-lsp

```
tp-lsp
```

Syntax

```
tp-lsp [lsp-name] [status { up | down}] [from ip-address | to ip-address] [detail]
```

```
tp-lsp [lsp-name] path [protecting | working] [detail]
```

```
tp-lsp [lsp-name] protection
```

Context

[\[Tree\]](#) (show>router>mpls tp-lsp)

Full Context

```
show router mpls tp-lsp
```

Description

This command displays TP LSP information.

Parameters

lsp-name

Specifies the LSP name up to 64 characters in length. '*' is accepted as a wild card character.

path

Displays LSP path information.

protection

Displays LSP protection information.

up | down

Specifies the state of the LSP.

Platforms

7450 ESS, 7750 SR, 7750 SR-a, 7750 SR-e, 7750 SR-s, 7950 XRS

Output

The following output is an example of MPLS TP LSP information.

Sample Output

```
*A:mlstp-dutA# show router mpls tp-lsp
path
protection
```

```

to <a.b.c.d>
<lsp-name>
  "lsp-32" "lsp-33" "lsp-34" "lsp-35" "lsp-36" "lsp-37" "lsp-38" "lsp-39"
  "lsp-40" "lsp-41"
status {up | down}
from <ip-address>
detail

*A:mlstp-dutA# show router mpls tp-lsp "lsp-
"lsp-32" "lsp-33" "lsp-34" "lsp-35" "lsp-36" "lsp-37" "lsp-38" "lsp-39"
"lsp-40" "lsp-41"
*A:mlstp-dutA# show router mpls tp-lsp "lsp-32"

=====
MPLS MPLS-TP LSPs (Originating)
=====
LSP Name                To                Tun      Protect   Adm  Opr
                        Id                Id       Path
-----
lsp-32                  0.0.3.234        32       No        Up   Up
-----
LSPs : 1
=====

*A:mlstp-dutA# show router mpls tp-lsp "lsp-32" detail

=====
MPLS MPLS-TP LSPs (Originating) (Detail)
=====
Type : Originating
-----
LSP Name      : lsp-32
LSP Type      : MplsTp                LSP Tunnel ID : 32
From Node Id : 0.0.3.233+            To Node Id    : 0.0.3.234
Adm State     : Up                    Oper State     : Up
LSP Up Time  : 0d 04:50:47            LSP Down Time : 0d 00:00:00
Transitions  : 1                      Path Changes   : 2
DestGlobalId: 42                      DestTunnelNum  : 32
-----

*A:mlstp-dutA# show router mpls tp-lsp path

=====
MPLS-TP LSP Path Information
=====
LSP Name      : lsp-32                To                : 0.0.3.234
Admin State   : Up                    Oper State        : Up
-----
Path          NextHop          InLabel  OutLabel  Out I/F          Admin  Oper
-----
Working      32                32       32       AtoB_1           Up     Down
Protect      2080             2080     2080     AtoC_1           Up     Up
-----
LSP Name      : lsp-33                To                : 0.0.3.234
Admin State   : Up                    Oper State        : Up
-----
Path          NextHop          InLabel  OutLabel  Out I/F          Admin  Oper
-----
Working      33                33       33       AtoB_1           Up     Down
Protect      2082             2082     2082     AtoC_1           Up     Up
  
```

```

=====
LSP Name      : lsp-34                               To      : 0.0.3.234
Admin State   : Up                                   Oper State : Up

-----
Path          NextHop          InLabel  OutLabel  Out I/F          Admin  Oper
-----
Working                               34       34       AtoB_1          Up     Down
Protect                               2084     2084     AtoC_1          Up     Up
=====

LSP Name      : lsp-35                               To      : 0.0.3.234
Admin State   : Up                                   Oper State : Up

-----
Path          NextHop          InLabel  OutLabel  Out I/F          Admin  Oper
-----
Working                               35       35       AtoB_1          Up     Down
Protect                               2086     2086     AtoC_1          Up     Up
=====

LSP Name      : lsp-36                               To      : 0.0.3.234
Admin State   : Up                                   Oper State : Up

-----
Path          NextHop          InLabel  OutLabel  Out I/F          Admin  Oper
-----
Working                               36       36       AtoB_1          Up     Down
Protect                               2088     2088     AtoC_1          Up     Up
=====

LSP Name      : lsp-37                               To      : 0.0.3.234
Admin State   : Up                                   Oper State : Up

-----
Path          NextHop          InLabel  OutLabel  Out I/F          Admin  Oper
-----
Working                               37       37       AtoB_1          Up     Down
Protect                               2090     2090     AtoC_1          Up     Up
=====

LSP Name      : lsp-38                               To      : 0.0.3.234
Admin State   : Up                                   Oper State : Up

-----
Path          NextHop          InLabel  OutLabel  Out I/F          Admin  Oper
-----
Working                               38       38       AtoB_1          Up     Down
Protect                               2092     2092     AtoC_1          Up     Up
=====

LSP Name      : lsp-39                               To      : 0.0.3.234
Admin State   : Up                                   Oper State : Up

-----
Path          NextHop          InLabel  OutLabel  Out I/F          Admin  Oper
-----
Working                               39       39       AtoB_1          Up     Down
Protect                               2094     2094     AtoC_1          Up     Up
=====

LSP Name      : lsp-40                               To      : 0.0.3.234
Admin State   : Up                                   Oper State : Up

-----
Path          NextHop          InLabel  OutLabel  Out I/F          Admin  Oper
-----
Working                               40       40       AtoB_1          Up     Down
Protect                               2096     2096     AtoC_1          Up     Up
=====
  
```



```

LSP Name      : lsp-41                               To           : 0.0.3.234
Admin State   : Up                                   Oper State   : Up

-----
Path          NextHop          InLabel      OutLabel     Out I/F      Admin Oper
-----
Working      41                          41           AtoB_1      Up           Down
Protect      2098                        2098         AtoC_1      Up           Up

*A:mlstp-dutA# show router mpls tp-lsp "lsp-32" path working

=====
MPLS-TP LSP Working Path Information
LSP: "lsp-32"
=====
LSP Name      : lsp-32                               To           : 0.0.3.234
Admin State   : Up                                   Oper State   : Up

-----
Path          NextHop          InLabel      OutLabel     Out I/F      Admin Oper
-----
Working      32                          32           AtoB_1      Up           Down

=====
*A:mlstp-dutA# show router mpls tp-lsp "lsp-32" path protect

=====
MPLS-TP LSP Protect Path Information
LSP: "lsp-32"
=====
LSP Name      : lsp-32                               To           : 0.0.3.234
Admin State   : Up                                   Oper State   : Up

-----
Path          NextHop          InLabel      OutLabel     Out I/F      Admin Oper
-----
Protect      2080                        2080         AtoC_1      Up           Up

=====
*A:mlstp-dutA# show router mpls tp-lsp "lsp-32" path protect detail

=====
MPLS-TP LSP Protect Path Information
LSP: "lsp-32" (Detail)
=====
LSP Name      : lsp-32                               To           : 0.0.3.234
Admin State   : Up                                   Oper State   : Up

Protect path information
-----
Path Type     : Protect                               LSP Num      : 2
Path Admin    : Up                                 Path Oper    : Up
Out Interface : AtoC_1                               Next Hop Addr : n/a
In Label     : 2080                                 Out Label    : 2080
Path Up Time  : 0d 04:52:17                         Path Dn Time  : 0d 00:00:00
Active Path   : Yes                                 Active Time   : 0d 00:52:56

MEP information
MEP State     : Up                                 BFD          : cc
OAM Templ    : privatebed-oam-template             CC Status    : inService
                                                    CV Status    : unknown
Protect Templ : privatebed-protection-template     WTR Count Down: 0 seconds
RX PDU       : SF (1,1)                           TX PDU       : SF (1,1)
Defects      :
  
```

```

=====
*A:mlstp-dutA# show router mpls tp-lsp "lsp-32" path working detail
=====
MPLS-TP LSP Working Path Information
  LSP: "lsp-32" (Detail)
=====
LSP Name       : lsp-32                To           : 0.0.3.234
Admin State    : Up                    Oper State    : Up

Working path information
-----
Path Type      : Working                LSP Num      : 1
Path Admin     : Up                    Path Oper     : Up
Out Interface  : AtoB_1                Next Hop Addr : n/a
In Label       : 32                    Out Label     : 32
Path Up Time   : 18d 22:39:53          Path Dn Time  : 0d 00:00:00
Active Path    : Yes                   Active Time   : 18d 22:34:52

MEP information
MEP State      : Up                    BFD           : cc
OAM Templ     : privatebed-oam-template BFD Status    : inService
Ingress I/F N*: 0                      Egress I/F Num: 0
AIS State      : AIS
=====
*A:mlstp-dutA#

*A:mlstp-dutA# show router mpls tp-lsp protection
=====
MPLS-TP LSP Protection Information
Legend: W-Working, P-Protect,
=====
LSP Name          Admin Oper Path   Ingr/Egr   Act. Rx PDU
                   State State State Label      Path Tx PDU
-----
lsp-32            Up   Up   W Down   32/32      No  SF (1,1)
                  P Up     2080/2080 Yes  SF (1,1)
lsp-33            Up   Up   W Down   33/33      No  SF (1,1)
                  P Up     2082/2082 Yes  SF (1,1)
lsp-34            Up   Up   W Down   34/34      No  SF (1,1)
                  P Up     2084/2084 Yes  SF (1,1)
lsp-35            Up   Up   W Down   35/35      No  SF (1,1)
                  P Up     2086/2086 Yes  SF (1,1)
lsp-36            Up   Up   W Down   36/36      No  SF (1,1)
                  P Up     2088/2088 Yes  SF (1,1)
lsp-37            Up   Up   W Down   37/37      No  SF (1,1)
                  P Up     2090/2090 Yes  SF (1,1)
lsp-38            Up   Up   W Down   38/38      No  SF (1,1)
                  P Up     2092/2092 Yes  SF (1,1)
lsp-39            Up   Up   W Down   39/39      No  SF (1,1)
                  P Up     2094/2094 Yes  SF (1,1)
lsp-40            Up   Up   W Down   40/40      No  SF (1,1)
                  P Up     2096/2096 Yes  SF (1,1)
lsp-41            Up   Up   W Down   41/41      No  SF (1,1)
                  P Up     2098/2098 Yes  SF (1,1)
-----
No. of MPLS-TP LSPs: 10
=====

```

```

*A:Dut-B# show router mpls tp-lsp

```

```

=====
MPLS MPLS-TP LSPs (Originating)
=====
LSP Name                To                Tun   Protect  Adm  Opr
                        Id                Id    Path
-----
unnumberedLSP           0.0.0.43         1     No       Up   Up
numberedLSP             0.0.0.43         2     No       Up   Up
numberedLSPIoMSpan      0.0.0.43         3     No       Up   Up
LSRunnumberedLSP       0.0.0.45         4     No       Up   Up
LSRnumberedLSP         0.0.0.45         5     No       Up   Up
statemachineLSP        0.0.0.45         6     No       Up   Up
unnumberedLagLSP       0.0.0.43         7     No       Up   Up
numberedLagLSP         0.0.0.43         8     No       Up   Up
-----
LSPs : 8
=====
*A:Dut-B#

```

23.33 tp-lsp-egress-stats

tp-lsp-egress-stats

Syntax

tp-lsp-egress-stats *lsp lsp-name* [*interval seconds*] [*repeat repeat*] [**absolute** | **rate**]

Context

[\[Tree\]](#) (monitor>router>mpls tp-lsp-egress-stats)

Full Context

monitor router mpls tp-lsp-egress-stats

Description

This command monitors MPLS TP LSP egress statistics.

Parameters

lsp-name

Specifies the LSP name, up to 64 characters.

repeat

Specifies how many times the command is repeated.

Values 1 to 999

Default 10

seconds

Specifies the interval for each display, in seconds.

Values 3 to 60

Default 10

absolute

Displays raw statistics, without processing. No calculations are performed on the delta or rate statistics.

rate

Displays rate-per-second for each statistic instead of the delta.

Platforms

7450 ESS, 7750 SR, 7750 SR-a, 7750 SR-e, 7750 SR-s, 7950 XRS

23.34 tp-lsp-ingress-stats

tp-lsp-ingress-stats

Syntax

tp-lsp-ingress-stats *lsp lsp-name* [**interval** *seconds*] [**repeat** *repeat*] [**absolute** | **rate**]

Context

[\[Tree\]](#) (monitor>router>mpls tp-lsp-ingress-stats)

Full Context

monitor router mpls tp-lsp-ingress-stats

Description

This command monitors MPLS TP LSP ingress statistics.

Parameters

lsp-name

Specifies the LSP name, up to 64 characters.

repeat

Specifies how many times the command is repeated.

Values 1 to 999

Default 10

seconds

Specifies the interval for each display, in seconds.

Values 3 to 60

Default 10

absolute

Displays raw statistics, without processing. No calculations are performed on the delta or rate statistics.

rate

Displays rate-per-second for each statistic instead of the delta.

Platforms

All

23.35 tp-tunnel

tp-tunnel

Syntax

tp-tunnel *lsp-name* [**clear**]

tp-tunnel id *tunnel-id* [**clear**]

Context

[\[Tree\]](#) (tools>dump>router>mpls tp-tunnel)

Full Context

tools dump router mpls tp-tunnel

Description

This command displays MPLS-TP tunnel information.

Parameters

lsp-name

specifies the LSP name, up to 64 characters

id tunnel-id

specifies the tunnel ID

Values 1 to 61440

clear

clears statistics after reading

Platforms

7450 ESS, 7750 SR, 7750 SR-a, 7750 SR-e, 7750 SR-s, 7950 XRS

Output

The following output is an example of MPLS TP interface information.

Sample Output

```
*A:Dut-B# tools dump router mpls tp-tunnel "numberedLSP"
Idx: 1-2 (Up/Up): pgId 2, paths 2, operChg 0, Active: Protect
TunnelId: 4294967295::0.0.0.42::2-4294967295::0.0.0.43::2
PgState: Dn, Cnt/Tm: Dn 1/000 00:25:12.760 Up:0/000 00:00:00.000
MplsMsg: tpDn 0/000 00:00:00.000, tunDn 0/000 00:00:00.000
         wpDn 0/000 00:00:00.000, ppDn 0/000 00:00:00.000
         wpDel 0/000 00:00:00.000, ppDel 0/000 00:00:00.000
         tunUp 0/000 00:00:00.000

Paths:
Work (Up/Up): Lsp 1, Lbl 34/34, If 4/16 (1/1/3 : 10.10.10.2)
  Tmpl: ptc: , oam: my-oam-template (bfd: my-bfd-template)
  Bfd: Mode CC_CV state Up/Up handle 5/6
  Bfd-CC (Cnt/Tm): Dn 1/000 00:25:12.770 Up:1/000 00:25:17.680
  Bfd-CV (Cnt/Tm): Dn 0/000 00:00:00.000 Up:0/000 00:00:00.000
  DsIfNum (in/out): 5/0
  Ais: State clear (tmr N), Cnt(raw/chg) 0/0, Drop (inv/ign) 0/0
  Ais: Rx - Tm 0 sec, Global/Node/ifNum: 0/0.0.0.0/0
  State: Admin Up (1::1::1) port Up , if Up , operChg 2
Protect (Up/Up): Lsp 2, Lbl 35/35, If 5/17 (1/1/4 : 11.11.11.2)
  Tmpl: ptc: my-protection-template, oam: my-oam-template (bfd: my-bfd-template)
  Bfd: Mode CC_CV state Up/Up handle 33/34
  Bfd-CC (Cnt/Tm): Dn 0/000 00:00:00.000 Up:0/000 00:00:00.000
  Bfd-CV (Cnt/Tm): Dn 0/000 00:00:00.000 Up:0/000 00:00:00.000
  DsIfNum (in/out): 6/0
  Ais: State clear (tmr N), Cnt(raw/chg) 0/0, Drop (inv/ign) 0/0
  Ais: Rx - Tm 0 sec, Global/Node/ifNum: 0/0.0.0.0/0
  State: Admin Up (1::1::1) port Up , if Up , operChg 0
Psc: Rx - 3, raw 16, nok 0(), txRaw - 15, revert N
Pdu: Rx - 0x11-20::0001 (DNR), Tx - 0x11-20::0001 (DNR)
State: DNR LastEvt pdu (L-SFc/R-DNR)
Tmrs: slow
Defects: None Now: 000 00:25:54.170

Seq  Event  state  TxPdu  RxPdu  Dir  Act  Time
===  =====  =====  =====  =====  =====  =====  =====
000   wDn    PF:W:L  SF (1,1)  NR (0,0)  Tx-->  Prot  000 00:25:12.760
001   pdu    PF:W:L  SF (1,1)  NR (0,1)  Rx<--  Prot  000 00:25:12.770
002   pdu    PF:W:L  SF (1,1)  SF (1,1)  Rx<--  Prot  000 00:25:15.680
003   wUp    DNR     DNR (0,1)  SF (1,1)  Tx-->  Prot  000 00:25:19.860
004   pdu    DNR     DNR (0,1)  DNR (0,1)  Rx<--  Prot  000 00:25:20.610

*A:Dut-B#
```

```
*A:Dut-B# tools dump router mpls tp-tunnel id 1
Idx: 1-1 (Up/Up): pgId 1, paths 2, operChg 0, Active: Protect
TunnelId: 4294967295::0.0.0.42::1-4294967295::0.0.0.43::1
PgState: Dn, Cnt/Tm: Dn 1/000 00:25:12.760 Up:0/000 00:00:00.000
MplsMsg: tpDn 0/000 00:00:00.000, tunDn 0/000 00:00:00.000
         wpDn 0/000 00:00:00.000, ppDn 0/000 00:00:00.000
         wpDel 0/000 00:00:00.000, ppDel 0/000 00:00:00.000
         tunUp 0/000 00:00:00.000

Paths:
Work (Up/Up): Lsp 1, Lbl 32/32, If 2/14 (1/1/3 : 0.0.0.0)
  Tmpl: ptc: , oam: my-oam-template (bfd: my-bfd-template)
  Bfd: Mode CC_CV state Up/Up handle 1/2
  Bfd-CC (Cnt/Tm): Dn 1/000 00:25:12.770 Up:1/000 00:25:17.680
  Bfd-CV (Cnt/Tm): Dn 0/000 00:00:00.000 Up:0/000 00:00:00.000
  DsIfNum (in/out): 1/0
  Ais: State clear (tmr N), Cnt(raw/chg) 0/0, Drop (inv/ign) 0/0
```

```

Ais: Rx - Tm 0 sec, Global/Node/ifNum: 0/0.0.0.0/0
State: Admin Up (1::1::1) port Up , if Up , operChg 2
Protect (Up/Up): Lsp 2, Lbl 33/33, If 3/15 (1/1/4 : 0.0.0.0)
Tmpl: ptc: my-protection-template, oam: my-oam-template (bfd: my-bfd-template)
Bfd: Mode CC_CV state Up/Up handle 47/48
Bfd-CC (Cnt/Tm): Dn 0/000 00:00:00.000 Up:0/000 00:00:00.000
Bfd-CV (Cnt/Tm): Dn 0/000 00:00:00.000 Up:0/000 00:00:00.000
DsIfNum (in/out): 2/0
Ais: State clear (tmr N), Cnt(raw/chg) 0/0, Drop (inv/ign) 0/0
Ais: Rx - Tm 0 sec, Global/Node/ifNum: 0/0.0.0.0/0
State: Admin Up (1::1::1) port Up , if Up , operChg 0
Psc: Rx - 3, raw 25, nok 0(), txRaw - 24, revert N
Pdu: Rx - 0x11-20::0001 (DNR), Tx - 0x11-20::0001 (DNR)
State: DNR LastEvt pdu (L-SFc/R-DNR)
Tmrs: slow
Defects: None Now: 000 00:26:41.160
Seq  Event  state  TxPdu  RxPdu  Dir  Act  Time
===  =====  =====  =====  =====  =====  =====  =====
000  wDn  PF:W:L  SF (1,1)  NR (0,0)  Tx-->  Prot  000 00:25:12.760
001  pdu  PF:W:L  SF (1,1)  NR (0,1)  Rx<--  Prot  000 00:25:12.770
002  pdu  PF:W:L  SF (1,1)  SF (1,1)  Rx<--  Prot  000 00:25:15.680
003  wUp  DNR  DNR (0,1)  SF (1,1)  Tx-->  Prot  000 00:25:19.860
004  pdu  DNR  DNR (0,1)  DNR (0,1)  Rx<--  Prot  000 00:25:20.710
*A:Dut-B#
*A:Dut-B# tools dump router mpls tp-interface 1
1-2 (1/1/3) : State Up, Cnt/Tm - Dn: 1/000 00:25:12.770, Up 1/000 00:25:16.790
MEP: ifNum 1 (Validate: Y), ais: Y (txCnt 0)
ais - Flags: 0x1 (R), Timers:
  
```

tp-tunnel

Syntax

tp-tunnel

Context

[\[Tree\]](#) (tools>perform>router>mpls tp-tunnel)

Full Context

tools perform router mpls tp-tunnel

Description

Commands in this context perform Linear Protection operations on an MPLS-TP LSP.

Platforms

7450 ESS, 7750 SR, 7750 SR-a, 7750 SR-e, 7750 SR-s, 7950 XRS

23.36 trace

trace

Syntax

trace [**name** *trace-name*]

Context

[Tree] (show>call-trace trace)

[Tree] (show>call-trace>ipoe trace)

Full Context

show call-trace trace

show call-trace ipoe trace

Description

This command displays information about all traces and associated parameters that are currently enabled on the system. Including the *trace-name* parameter limits the output to the specified trace only.

Parameters

trace-name

Specifies the name of the trace to be displayed.

Platforms

7450 ESS, 7750 SR, 7750 SR-a, 7750 SR-e, 7750 SR-s, VSR

Output

The following output displays call trace information.

Sample Output

```
Node# show call-trace ipoe trace
=====
Call trace trace
=====
Trace name   : default                               Type        : ipoe
SAP ID      :
IEEE address: 00:02:00:00:00:19
Maximum jobs: 1
=====
```

[Table 578: Call Trace IPoE Trace Field Descriptions](#) describes call trace IPoE trace output fields.

Table 578: Call Trace IPoE Trace Field Descriptions

Field	Description
Trace name	The name of the trace profile
Type	The type of the call trace

Field	Description
SAP ID	The SAP ID of the session to match by this trace
IEEE address	The IEEE address of the session that matches this trace
Maximum jobs	The maximum number of call trace jobs that are started by this trace

trace

Syntax

trace *trace-name*

Context

[Tree] (clear>call-trace>ipoe trace)

[Tree] (clear>call-trace trace)

Full Context

clear call-trace ipoe trace

clear call-trace trace

Description

This command clears all trace jobs started by the specified trace. This command does not affect the trace command itself, and new jobs can still be executed for new sessions.

After a session is cleared, tracing for the session will not be restarted by any configured trace. Only explicitly starting a new trace with the **trace-existing-sessions** parameter can restart tracing for the session.

Parameters

trace-name

Specifies the configured name, up to 32 characters, of the trace.

Platforms

7450 ESS, 7750 SR, 7750 SR-a, 7750 SR-e, 7750 SR-s, VSR

23.37 trace-profile

trace-profile

Syntax

trace-profile [detail]

trace-profile *profile-name*

Context

[Tree] (show>call-trace trace-profile)

Full Context

show call-trace trace-profile

Description

This command provides an overview of all configured profiles or details of a specific profile. If the detail option is specified the full information for all configured profiles are displayed.

Parameters

detail

Displays detailed trace profile information.

Platforms

7450 ESS, 7750 SR, 7750 SR-a, 7750 SR-e, 7750 SR-s, VSR

Output

The following output displays call-trace trace-profile information.

Sample Output

```
Node# show call-trace trace-profile "default"
=====
Call-trace  trace profile
=====
Profile name      : default
Description       : none
Live output      : none
Format           : pcap
Size limit       : 10 MB
Time limit       : 86400 secs
-----
Number of profiles : 1
=====
```

23.38 traffic-capture

traffic-capture

Syntax

traffic-capture detail url *file-url*

traffic-capture status

Context

[\[Tree\]](#) (tools>dump>app-assure>group traffic-capture)

Full Context

tools dump application-assurance group traffic-capture

Description

This command displays application-assurance traffic-capture information.

Platforms

7450 ESS, 7750 SR, 7750 SR-e, 7750 SR-s, VSR

23.39 traffic-forward

traffic-forward

Syntax

traffic-forward tunnel-type *tunnel-type* [**type** *type*] **isa** *mda*

traffic-forward tunnel-type *tunnel-type* [**type** *type*] **esa-vm** *esa-id/vm-id*

Context

[\[Tree\]](#) (show>isa>stats>ip-tunnel-stats traffic-forward)

Full Context

show isa statistics ip-tunnel-stats traffic-forward

Description

This command displays traffic forward statistics for the specified tunnel-type on the specified ISA.

The statistics includes the following information:

- The number of bidirectional (encapsulated and decapsulated) packets
- The number of encapsulated packets
- The number of decapsulated packets
- The number of bidirectional (encapsulated and decapsulated) kilobytes

- The number of kilobytes for encapsulated traffic
- The number of kilobytes for decapsulated traffic

In the output, 1 kilobyte equals 210 bytes.

Parameters

tunnel-type

Displays the type of the tunnel.

Values gre, ip-in-ip, l2tpv3

mda

Displays the ISA ID.

Values slot/mda

type

Displays the type of breakdown counter.

Values bidir-pkts, bidir-kbs, encap-pkts, encap-kbs, decap-pkts, decap-kbs

esa-vm

Displays the ID of the configured ESA and ESA VM.

Values

esa-vm:	<i>esa-id/vm-id</i>	
	<i>esa-id</i>	1 to 16
	<i>vm-id</i>	1 to 4

Platforms

7450 ESS, 7750 SR, 7750 SR-e, 7750 SR-s, VSR

Output

The following is an example output of the **show router statistics ip-tunnel-stats traffic-forward** command.

Output Sample

```
show>isa>stats>ip-tunnel-stats# traffic-forward tunnel-type gre isa 1/2
=====
STATISTICS FOR ISA 1/2
=====
INDEX          VALUE          START TIME          SAMPLING DURATION
-----
NUMBER OF ENCAPED GRE TUNNEL PACKETS
1 (CURRENT)  367,474        2017/05/22 17:45:12 HRS 4 MIN 45 SEC 46
NUMBER OF DECAPED GRE TUNNEL PACKETS
[0/1874]
1 (CURRENT)  1,310,402     2017/05/22 17:45:12 HRS 4 MIN 45 SEC 46
NUMBER OF ENCAPED AND DECAPED GRE TUNNEL PACKETS
1 (CURRENT)  1,677,876     2017/05/22 17:45:12 HRS 4 MIN 45 SEC 46
NUMBER OF KIBIBYTES IN THE ENCAPED GRE TUNNEL PACKETS
```

```

1 (CURRENT) 1,544,351 2017/05/22 17:45:12 HRS 4 MIN 45 SEC 46
NUMBER OF KIBIBYTES IN THE DECAPED GRE TUNNEL PACKETS
1 (CURRENT) 1,573,014 2017/05/22 17:45:12 HRS 4 MIN 45 SEC 46
NUMBER OF KIBIBYTES IN THE ENCAPED AND DECAPED GRE TUNNEL PACKETS
1 (CURRENT) 3,117,365 2017/05/22 17:45:12 HRS 4 MIN 45 SEC 46
-----
NO. OF ENTRIES: 6
=====
  
```

traffic-forward

Syntax

```

traffic-forward [type type] esa-vm esa-id/vm-id
traffic-forward [type type] gateway name
traffic-forward [type type] isa mda
traffic-forward [type type] gateway name dynamic-tunnel ip-address:port
traffic-forward [type type] tunnel ipsec-tunnel-name
  
```

Context

[\[Tree\]](#) (show>isa>stats>ipsec-stats traffic-forward)

Full Context

```
show isa statistics ipsec-stats traffic-forward
```

Description

This command displays traffic forward statistics of the specified scope.

This command supports following scopes:

- per system
- per ISA
- per tunnel group
- per IPsec GW

The statistics include:

- The number of bidirectional encrypted and decrypted packets
- The number of encrypted packets
- The number of decrypted packets per second
- The number of bidirectional (encrypted and decrypted) in kilobytes
- The number of bidirectional encrypted bits in kilobytes
- The number of bidirectional decrypted bits in kilobytes

1 kilobyte equals 2^{10} bytes

The start time indicates the starting timestamp of the measurement. The sampling duration indicates the duration of the measurement.

Parameters

esa-vm

Displays the ID of the configured ESA and ESA VM.

Values	esa-vm:	<i>esa-id/vm-id</i>	
		<i>esa-id</i>	1 to 16
		<i>vm-id</i>	1 to 4

name

Displays information about the name of the IPsec GW up to 32 characters in length.

mda

Displays information about the specified ISA.

Values	slot/mda

tunnel-group-id

Displays information about the specified tunnel group ID.

Values	1 to 16

ip-address:port

Displays information about the IP address and port of the peer for dynamic tunneling.

ipsec-tunnel-name

Specifies the name of the static LAN-to-LAN tunnel up to 32 characters in length.

Platforms

7450 ESS, 7750 SR, 7750 SR-e, 7750 SR-s, VSR

Output

The following output is an example of the **show isa stats ipsec-stats traffic forward isa** command.

Sample Output

```
show>isa>stats>ipsec-stats# traffic-forward isa 1/2
=====
STATISTICS FOR ISA 1/2
=====
INDEX          VALUE          START TIME          SAMPLING DURATION
-----
NUMBER OF ENCRYPTED IPSEC PACKETS
1 (CURRENT)  770,881        2017/05/23 17:50:48 HRS 6 MIN 33 SEC 57
NUMBER OF DECRYPTED IPSEC PACKETS
1 (CURRENT)  770,881        2017/05/23 17:50:48 HRS 6 MIN 33 SEC 57
NUMBER OF ENCRYPTED AND DECRYPTED IPSEC PACKETS
1 (CURRENT)  1,541,762      2017/05/23 17:50:48 HRS 6 MIN 33 SEC 57
NUMBER OF KIBIBYTES IN THE ENCRYPTED IPSEC PACKETS
1 (CURRENT)  3,785,141      2017/05/23 17:50:48 HRS 6 MIN 33 SEC 57
NUMBER OF KIBIBYTES IN THE DECRYPTED IPSEC PACKETS
1 (CURRENT)  3,785,141      2017/05/23 17:50:48 HRS 6 MIN 33 SEC 57
NUMBER OF KIBIBYTES IN THE ENCRYPTED AND DECRYPTED IPSEC PACKETS
1 (CURRENT)  7,570,282      2017/05/23 17:50:48 HRS 6 MIN 33 SEC 57
```

```

-----
NO. OF ENTRIES: 6
=====
show>isa>stats>ipsec-stats# traffic-forward gateway "rw" dynamic-tunnel 10.1.1.100:500
=====
STATISTICS FOR IPSEC REMOTE USER TUNNEL "10.1.1.100:500"
=====
INDEX          VALUE          START TIME          SAMPLING DURATION
-----
NUMBER OF ENCRYPTED IPSEC PACKETS
1 (CURRENT)  676,774          2017/05/23 22:36:15 HRS 1 MIN 52 SEC 49
NUMBER OF DECRYPTED IPSEC PACKETS
1 (CURRENT)  676,774          2017/05/23 22:36:15 HRS 1 MIN 52 SEC 49
NUMBER OF ENCRYPTED AND DECRYPTED IPSEC PACKETS
1 (CURRENT)  1,353,548        2017/05/23 22:36:15 HRS 1 MIN 52 SEC 49
NUMBER OF KIBIBYTES IN THE ENCRYPTED IPSEC PACKETS
1 (CURRENT)  3,323,066        2017/05/23 22:36:15 HRS 1 MIN 52 SEC 49
NUMBER OF KIBIBYTES IN THE DECRYPTED IPSEC PACKETS
1 (CURRENT)  3,323,066        2017/05/23 22:36:15 HRS 1 MIN 52 SEC 49
NUMBER OF KIBIBYTES IN THE ENCRYPTED AND DECRYPTED IPSEC PACKETS
1 (CURRENT)  6,646,132        2017/05/23 22:36:15 HRS 1 MIN 52 SEC 49
-----
NO. OF ENTRIES: 6
=====

```

23.40 traffic-statistics

traffic-statistics

Syntax

traffic-statistics prefix *ip-prefix/ip-prefix-length*

traffic-statistics family *family*

traffic-statistics

Context

[\[Tree\]](#) (show>router>bgp traffic-statistics)

Full Context

show router bgp traffic-statistics

Description

This command displays BGP-LU traffic statistics.

Parameters

prefix *ip-prefix/ip-prefix-length*

Displays statistics for the specified prefix.

Values ipv4-prefix:

- a.b.c.d
- ipv4-prefix-length:
- 0 to 32
- ipv6-prefix:
- x:x:x:x:x:x:x (eight 16-bit pieces)
 - x:x:x:x:x:x:d.d.d.d
 - x - [0 to FFFF]H
 - d - [0 to 255]D
- ipv6-prefix-length:
- 0 to 128

family family

Displays statistics for the specified address family.

Values label-ipv4, label-ipv6

Platforms

All

Output

The following is an example of traffic statistics information.

Sample Output

```

=====
BGP Router ID:10.20.1.2      AS:100      Local AS:100
=====
-----
Prefix : 100.1.1.1/32
NextHop : 10.10.12.1
Ingress Label : 19105
Ingress Oper State : Unknown
Ingress packets : 366992      Ingress Octets : 96885888
Egress Label : 19105
Egress Oper State : Unknown
Egress packets : 0      Egress Octets : 0
-----
-----
  
```

traffic-statistics

Syntax

- traffic-statistics prefix ip-prefix/ip-prefix-length [ingress | egress]**
- traffic-statistics family {label-ipv4 | label-ipv6} [ingress | egress]**
- traffic-statistics [ingress | egress]**

Context

[\[Tree\]](#) (clear>router>bgp traffic-statistics)

Full Context

clear router bgp traffic-statistics

Description

This command clears BGP-LU traffic statistics.

Parameters

prefix *ip-prefix/ip-prefix-length*

Clears statistics for the specified prefix.

- | | |
|---------------|--|
| Values | ipv4-prefix: |
| | <ul style="list-style-type: none">• a.b.c.d |
| | ipv4-prefix-length: |
| | <ul style="list-style-type: none">• 0 to 32 |
| | ipv6-prefix: |
| | <ul style="list-style-type: none">• x:x:x:x:x:x:x (eight 16-bit pieces)• x:x:x:x:x:d.d.d.d• x - [0 to FFFF]H• d - [0 to 255]D |
| | ipv6-prefix-length: |
| | <ul style="list-style-type: none">• 0 to 128 |

ingress

Clears statistics on ingress data-path.

egress

Clears statistics on egress data-path.

family **label-ipv4** | **label-ipv6**

Clears statistics for the specified address family.

Platforms

All

traffic-statistics

Syntax

traffic-statistics prefix *ip-prefix/ip-prefix-length* [**interval** *seconds*] [**repeat** *repeat*] [**absolute**| **rate**]

Context

[Tree] (monitor>router>bgp traffic-statistics)

Full Context

monitor router bgp traffic-statistics

Description

This command monitors BGP traffic statistics.

Parameters

prefix *ip-prefix/ip-prefix-length*

Clears statistics for the specified prefix.

- | | |
|---------------|---------------------------------------|
| Values | ipv4-prefix: |
| | • a.b.c.d |
| | ipv4-prefix-length: |
| | • 0 to 32 |
| | ipv6-prefix: |
| | • x:x:x:x:x:x:x (eight 16-bit pieces) |
| | • x:x:x:x:x:d.d.d.d |
| | • x - [0 to FFFF]H |
| | • d - [0 to 255]D |
| | ipv6-prefix-length: |
| | • 0 to 128 |

seconds

Configures the interval for each display in seconds.

Values 3 to 60

Default 10

repeat

Configures how many times the command is repeated.

Values 1 to 999

Default 10

absolute

Displays raw statistics, without processing. No calculations are performed on the delta or rate statistics.

rate

Displays rate-per-second for each statistic instead of the delta.

Platforms

All

23.41 traffic-type

traffic-type

Syntax

traffic-type detail

traffic-type ip-family

traffic-type ip-protocol

traffic-type tls-family

Context

[\[Tree\]](#) (show>app-assure>group traffic-type)

Full Context

show application-assurance group traffic-type

Description

This command displays per traffic type statistics.

Parameters

detail

Displays detailed statistics.

ip-family

Displays IP family statistics.

ip-protocol

Displays IP protocol statistics.

tls-family

Displays TLS family statistics.

Platforms

7450 ESS, 7750 SR, 7750 SR-e, 7750 SR-s, VSR

Output

The following is an example of traffic type information.

Sample Output

```
*A:Dut-C>show>app-assure>group# traffic-type ip-family
```

```

=====
Application-Assurance Traffic Type Statistics Per IP Family
=====
IP Family   Disc           Octets         Packets         Flows
-----
IPv4        0%             0              0              0
IPv6        0%             0              0              0
DS-Lite     0%             0              0              0
6RD         0%             0              0              0
Teredo      0%             0              0              0
v4inv4Gtp   0%             0              0              0
v4inv6Gtp   0%             0              0              0
v6inv4Gtp   0%             0              0              0
v6inv6Gtp   0%             0              0              0
=====
  
```

```

*A:Dut-C>show>app-assure>group# traffic-type ip-protocol detail
-----
IP Protocol: Other   IP Family: v4inv4Gtp
Type                Octets         Packets         Flows
-----
From subscriber:
  Admitted           0              0              0
  Denied             0              0              0
  Active flows              0              0              0
To subscriber:
  Admitted           0              0              0
  Denied             0              0              0
  Active flows              0              0              0
Flow counts:
  Terminated                          0
  Short duration                        0
  Med duration                          0
  Long duration                         0
Total flow duration : 0 seconds
-----
IP Protocol: TCP     IP Family: v4inv4Gtp
Type                Octets         Packets         Flows
-----
From subscriber:
  Admitted           0              0              0
  Denied             0              0              0
  Active flows              0              0              0
To subscriber:
  Admitted           0              0              0
  Denied             0              0              0
  Active flows              0              0              0
Flow counts:
  Terminated                          0
  Short duration                        0
  Med duration                          0
  Long duration                         0
Total flow duration : 0 seconds
-----
IP Protocol: UDP     IP Family: v4inv4Gtp
Type                Octets         Packets         Flows
-----
From subscriber:
  Admitted           0              0              0
  Denied             0              0              0
  Active flows              0              0              0
To subscriber:
  Admitted           0              0              0
  
```

```

Denied                                0                0                0
Active flows                          0
Flow counts:
  Terminated                          0
  Short duration                        0
  Med duration                          0
  Long duration                         0
Total flow duration : 0 seconds

*A:Dut-C>show>app-assure>group# traffic-type tls-family
=====
Application-Assurance Traffic Type Statistics Per tls-family
=====
tls Variant  Disc           Octets         Packets         Flows
-----
quic         0%             0              0              0
quic esni   0%             0              0              0
quic existing 0%            0              0              0
quic unknown 0%            0              0              0
tls 1.0      0%             0              0              0
tls 1.1      0%             0              0              0
tls 1.2      0%          1475583        2205           150
tls 1.3      0%             0              0              0
tls 1.3 esni 0%          432189         459            34
tls existing 0%           1234           12             2
tls unknown  0%             0              0              0
  
```

23.42 transform

transform

Syntax

transform [*transform-id*]

Context

[\[Tree\]](#) (show>ipsec transform)

Full Context

show ipsec transform

Description

This command displays information of the specified IPsec transform or lists all configured IKE transform information when the IKE transform ID is not specified.

Parameters

transform-id

Specifies an IPsec transform entry.

Values 1 to 2048

Platforms

7450 ESS, 7750 SR, 7750 SR-e, 7750 SR-s, VSR

Output

The following is an example output for the **show ipsec transform** command.

Sample Output

```

NODE# show ipsec transform
=====
IPSEC TRANSFORMS
=====
TRANSFORMID      ESPAUTH      ESPENCRYPTION  PFS          IPSEC
ALGORITHM        ALGORITHM    DH GROUP      LIFETIME (SEC)
-----
1                SHA256       AES128        INHERIT      INHERIT
10               SHA256       AES256        14           20000
99               SHA1         AES192        15           30000
100              SHA1         AES128        INHERIT      INHERIT
-----
NO. OF IPSEC TRANSFORMS: 4
=====
  
```

23.43 transit-ip-policy

transit-ip-policy

Syntax

transit-ip-policy *ip-policy-id*

transit-ip-policy summary

transit-ip-policy *ip-policy-id summary*

Context

[\[Tree\]](#) (show>app-assure>group transit-ip-policy)

Full Context

show application-assurance group transit-ip-policy

Description

This command displays transit IP policy information.

Parameters

ip-policy-id

Displays information for the specified IP policy.

Values 1 to 65535

summary

Displays summarized information.

Platforms

7450 ESS, 7750 SR, 7750 SR-e, 7750 SR-s, VSR

23.44 transit-path

transit-path

Syntax

transit-path [*path-name*] [**detail**]

Context

[\[Tree\]](#) (show>router>mpls>mpls-tp transit-path)

Full Context

show router mpls mpls-tp transit-path

Description

This command displays MPLS-TP tunnel information.

Parameters

path-name

Specifies the path name, up to 32 characters.

Platforms

7450 ESS, 7750 SR, 7750 SR-a, 7750 SR-e, 7750 SR-s, 7950 XRS

Output

The following output is an example of MPLS OAM transit path information.

Sample Output

```
A:mplstp-dutC# show router mpls mpls-tp transit-path
<path-name>
"tp-32"  "tp-33"  "tp-34"  "tp-35"  "tp-36"  "tp-37"  "tp-38"  "tp-39"
"tp-40"  "tp-41"
detail

A:mplstp-dutC# show router mpls mpls-tp transit-path "tp-32"
=====
MPLS-TP Transit tp-32 Path Information
=====
Path Name      : tp-32
Admin State    : Up
Oper State     : Up
```

```

-----
Path          NextHop          InLabel  OutLabel  Out I/F
-----
FP            2080            2081    CtoB_1
RP            2081            2080    CtoA_1
=====
A:mplstp-dutC# show router mpls mpls-tp transit-path "tp-32" detail
=====
MPLS-TP Transit tp-32 Path Information (Detail)
=====
Path Name      : tp-32
Admin State    : Up
Oper State     : Up
-----
Path ID configuration
Src Global ID  : 42
Src Node ID    : 0.0.3.234
LSP Number     : 2
Dst Global ID  : 42
Dst Node ID    : 0.0.3.233
Dst Tunnel Num: 32

Forward Path configuration
In Label       : 2080
Out Interface  : CtoB_1
Out Label      : 2081
Next Hop Addr  : n/a

Reverse Path configuration
In Label       : 2081
Out Interface  : CtoA_1
Out Label      : 2080
Next Hop Addr  : n/a
=====
A:mplstp-dutC#
  
```

23.45 transit-prefix-policy

transit-prefix-policy

Syntax

- transit-prefix-policy** *transit-prefix-policy-id*
- transit-prefix-policy summary**
- transit-prefix-policy** *transit-prefix-policy-id* **summary**

Context

[\[Tree\]](#) (show>app-assure>group transit-prefix-policy)

Full Context

show application-assurance group transit-prefix-policy

Description

This command displays transit prefix policy information.

Parameters

transit-prefix-policy-id

Displays information for the specified transit prefix policy.

Values 1 to 65535

summary

Displays summarized information.

Platforms

7450 ESS, 7750 SR, 7750 SR-e, 7750 SR-s, VSR

23.46 transport-mode

transport-mode

Syntax

transport-mode tunnel-type {gre} [saved-key] esa-vm *esa-id/vm-id*

transport-mode tunnel-type {gre} isa *mda* [saved-key]

transport-mode tunnel-type {gre} tunnel-name *tunnel-name* [saved-key]

Context

[\[Tree\]](#) (clear>ipsec transport-mode)

Full Context

clear ipsec transport-mode

Description

This command clears transport-mode tunnels data.

Parameters

tunnel-name

Clears data associated with the specified tunnel, up to 32 characters.

mda

Clears all static tunnels terminated on the specified ISA.

saved-key

Clears the saved IKE and ESP keys for the specified tunnel.

esa-vm

Displays the ID of the configured ESA and ESA VM.

Values

esa-vm: *esa-id/vm-id*

esa-id 1 to 16

vm-id

1 to 4

Platforms

7450 ESS, 7750 SR, 7750 SR-e, 7750 SR-s, VSR

23.47 trap-suppress

trap-suppress

Syntax

trap-suppress *number-of-traps* *time-interval*

Context

[\[Tree\]](#) (tools>perform>router>mpls trap-suppress)

Full Context

tools perform router mpls trap-suppress

Description

This command modifies thresholds for trap suppression. The *time-interval* parameter is used to suppress traps after a certain number of traps have been raised within the *time-interval* period of time. By executing this command, there will be no more than *number-of-traps* within *time-interval*.

Parameters

number-of-traps

Specifies the number of traps raised within a period of time before suppression occurs.

Values 100 to 1000, in multiples of 100

time-interval

Specifies the period of time before trap-suppression can occur, depending upon the number of traps received in that period of time.

Values 1 to 300

Platforms

All

23.48 trust-anchor-profile

trust-anchor-profile

Syntax

trust-anchor-profile [*trust-anchor-profile*] **association**

trust-anchor-profile [*trust-anchor-profile*]

Context

[\[Tree\]](#) (show>ipsec trust-anchor-profile)

Full Context

show ipsec trust-anchor-profile

Description

This command displays trust anchor profile information.

Parameters

trust-anchor-profile

Specifies the trust anchor profile name up to 32 characters in length.

association

Displays information for which this trust anchor profile is associated.

Platforms

7450 ESS, 7750 SR, 7750 SR-e, 7750 SR-s, VSR

Output

The following is an example output for the **show ipsec trust-anchor-profile** command.

Sample Output

```
*A:Dut-A# show ipsec trust-anchor-profile
=====
Trust Anchor Profile Information
=====
Name                               CA Profiles Down
-----
CA0wCMPv2                          0
CA1wCMPv2                          0
CA2wCMPv2                          0
CA3wCMPv2                          0
CA4wCMPv2                          0
CA5wCMPv2                          0
CA6wCMPv2                          0
CA7wCMPv2                          0
CA8wCMPv2                          0
CA9wCMPv2                          0
CA10wCMPv2                         0
```

```

=====
*A:Dut-A#

*A:Dut-A# show ipsec trust-anchor-profile
=====
Trust Anchor CA-profile List
=====
CA Profile                               Admin/Oper State
-----
CA6                                       up/up
CMPv2                                     up/up
=====
*A:Dut-A#
  
```

trust-anchor-profile

Syntax

trust-anchor-profile [*trust-anchor-profile*]
trust-anchor-profile *trust-anchor-profile* **association**

Context

[\[Tree\]](#) (show>system>security>tls trust-anchor-profile)

Full Context

show system security tls trust-anchor-profile

Description

This command displays information about server and client profiles that are using the specified TLS trust anchor profile.

Parameters

trust-anchor-profile
 Specifies the trust anchor profile, up to 32 characters maximum.

Platforms

All

Output

The following output is an example of trust anchor profile information.

Sample Output

```

*A:Dut-C> show system security tls trust-anchor-profile
=====
Trust Anchor Profile Information
=====
Name                               CA Profiles Down
-----
  
```

```

tap                                0
tap-alt1                           0
tap-alt2                             0
tap-empty                            0
=====

*A:Dut-C> show system security tls trust-anchor-profile "tap"
=====
CA-profile List for Trust Anchor "tap"
=====
CA Profile Name                    AdminState    OperState
-----
chainA_l1                          up            up
revChainA_l1                       up            up
=====
*A:Dut-C>show>tls#

```

23.49 ts-list

ts-list

Syntax

ts-list [*list-name*]

ts-list *list-name* **association**

ts-list *list-name* **local-entry** [1 to 32]

ts-list *list-name* **remote-entry** [1 to 32]

ts-list *list-name* {**local** | **remote**}

Context

[\[Tree\]](#) (show>ipsec ts-list)

Full Context

show ipsec ts-list

Description

This command displays IPsec traffic-selector list (TS-list) information.

Entering this command without a parameter will list all configured TS-lists.

Entering this command with the **association** parameter will list all IPsec gateways that use the specified TS-list.

Entering this command with the **local** or **local-entry** parameter will list all or specified local entries of the specified TS-list.

Entering this command with the **remote** or **remote-entry** parameter will list all or specified remote entries of the specified TS-list.

Parameters

list-name

The traffic-selector list name.

association

Displays all associations of the TS-list.

local-entry [1 to 32]

The entry ID of a local entry.

remote-entry [1 to 32]

The entry ID of a remote entry.

local

Displays all local entries.

remote

Displays all remote entries.

Platforms

7450 ESS, 7750 SR, 7750 SR-e, 7750 SR-s, VSR

Output

The following output is an example of TS-list information.

Sample Output

```
show ipsec ts-list
=====
Traffic Selector List
=====
TS-List
-----
fullts
=====
*A:vsim-02-cpm# show ipsec ts-list "fullts"
=====
TS-List "fullts" Local Entries Information
=====
Entry ID      : 1
Status       : Invalid
Protocol ID   : Not Specified
Protocol Port Range: Not Specified
Prefix/Len   : 10.10.10.1/32
-----
Entry ID      : 2
Status       : Valid
Protocol ID   : tcp
Protocol Port Range: 80 - 80
Prefix/Len   : 10.10.10.2/32
-----
No. of entries: 2
=====
TS-List "fullts" Remote Entries Information
=====
Entry ID      : 1
Status       : Valid
```

```

Protocol ID      : tcp
Protocol Port Range: any
Prefix/Len      : 0.0.0.0/0
-----
No. of entries: 1
=====
  
```

23.50 tunnel

tunnel

Syntax

tunnel [**statistics**] [**detail**] [**peer** *ip-address*] [**state** *tunnel-state*] [**remote-tunnel-id** *remote-tunnel-id*] [**group** *group-name*] [**assignment** *assignment-id*] [**local-name** *local-host-name*] [**remote-name** *remote-host-name*] [**radius-accounting-policy** *policy-name*] [**blacklist-state** *bl-state*] [**failover-state** *fo-state*] [**recovery-state** *recovery-state*] [**recovery-method** { **mcs** | **recovery-tunnel**}] [**track-srrp** *srrp-instance*] [**control-msg-behavior** *behavior*] [**transport-type** { **ip** | **udp**}]

tunnel [**statistics**] [**detail**] [**peer** *ip-address*] [**state** *tunnel-state*] [**remote-connection-id** *remote-connection-id*] [**group** *group-name*] [**assignment** *assignment-id*] [**local-name** *local-host-name*] [**remote-name** *remote-host-name*] [**radius-accounting-policy** *policy-name*] [**blacklist-state** *bl-state*] [**failover-state** *fo-state*] [**recovery-state** *recovery-state*] [**recovery-method** { **mcs** | **recovery-tunnel**}] [**track-srrp** *srrp-instance*] [**control-msg-behavior** *behavior*] [**transport-type** { **ip** | **udp**}]

tunnel tunnel-id *tunnel-id* [**statistics**] [**detail**]

tunnel connection-id *connection-id* [**statistics**] [**detail**]

Context

[\[Tree\]](#) (show>router>l2tp tunnel)

Full Context

show router l2tp tunnel

Description

This command displays L2TP tunnel operational information.

Parameters

statistics

Displays L2TP tunnel statistics.

detail

Displays detailed L2TP tunnel information.

ip-address

Displays information for the specified peer IP address.

Values The following values apply to the 7750 SR:

ipv4-address a.b.c.d (host bits must be 0)
ipv6-address x:x:x:x:x:x:x[-interface]
x:x:x:x:x:d.d.d.d[-interface]
x: [0 to FFFF]H
d: [0 to 255]D
interface: 32 characters maximum, mandatory for
link local addresses

Values The following values apply to the 7450 ESS:
ipv4-address: a.b.c.d (host bits must be 0)

tunnel-state

Displays the operational state of the L2TP session.

Values closed, closed-by-peer, draining, drained, established, established-idle,
idle, wait-reply, wait-conn

remote-tunnel-id

Displays information for the specified remote tunnel ID.

group-name

Displays L2TP tunnel information for the specified tunnel group.

assignment-id

Specifies a string that distinguishes this Layer Two Tunneling Protocol tunnel.

local-host-name

Specifies a local host name used by this system.

remote-host-name

Specifies a remote host name used by this system.

policy-name

Displays the RADIUS accounting policy.

bl-state

Displays the denylist state of the L2TP session.

fo-state

Displays the failover state of the L2TP session.

recovery-state

Displays the recovery state of the L2TP session.

recovery-method

Displays the recovery method of the L2TP session.

srrp-instance

Specifies the SRRP instance identification.

Values 0 to 4294967295

behavior

Specifies the control message behavior.

Values handle, forward-to-mcs-peer

transport-type

Specifies that IP or UDP should be used as the transport type for the L2TP session.

Values ip, udp

remote-connection-id

Displays information for the specified remote connection ID.

tunnel-id

Displays information for the specified ID of a L2TP tunnel. In L2TP version 2, it is the 16-bit tunnel ID.

Values 1 to 65535

connection-id

Specifies the identification number for a Layer Two Tunneling Protocol connection.

Values 1 to 429496729

Platforms

7450 ESS, 7750 SR, 7750 SR-a, 7750 SR-e, 7750 SR-s, VSR

Output

The following output is an example of L2TP tunnel operational information.

Sample Output

```
*A:Dut-C# show router l2tp tunnel
=====
Conn ID          Loc-Tu-ID Rem-Tu-ID State          Ses Active
Group           Assignment                               Ses Total
-----
143523840        2190      17525   established     2
  ispl.group-2                                     3
  ispl.tunnel-3
236912640        3615      58919   closedByPeer    0
  ispl.group-2                                     2
  ispl.tunnel-2
379387904        5789      4233    established     1
  ispl.group-1                                     1
  ispl.tunnel-1
658178048        10043     33762   draining        3
  ispl.group-2                                     3
  ispl.tunnel-2
-----
No. of tunnels: 4
=====
*A:Dut-C#
```

```
*A:Dut-C# show router l2tp tunnel state closed-by-peer detail
```

```
=====
L2TP Tunnel Status
=====
```

```
Connection ID : 236912640
State         : closedByPeer
IP           : 10.20.1.3
Peer IP      : 10.10.20.100
Name         : lac1.wholesaler.com
Remote Name  : lns2.retailer1.net
Assignment ID : ispl.tunnel-2
Group Name   : ispl.group-2
Error Message : Goodbye!
```

```
Tunnel ID      : 3615
UDP Port       : 1701
Preference     : 100
Hello Interval (s) : infinite
Idle T0 (s)    : 60
Max Retr Estab : 5
Session Limit  : 1000
Transport Type : udpIp
Time Started   : 04/17/2009 18:41:03
Time Established : 04/17/2009 18:41:03
Stop CCN Result : generalReq

Remote Conn ID : 3861315584
Remote Tunnel ID : 58919
Remote UDP Port : 1701
Destruct T0 (s) : 7200
Max Retr Not Estab : 5
AVP Hiding      : never
Challenge       : never
Time Idle       : 04/17/2009 18:43:20
Time Closed     : 04/17/2009 18:43:20
General Error   : noError
```

```
-----
No. of tunnels: 1
=====
```

```
*A:Dut-C#
```

```
*A:Dut-C# show router l2tp tunnel state established
```

```
=====
```

Conn ID	Loc-Tu-ID	Rem-Tu-ID	State	Ses Active
Group				Ses Total
Assignment				
143523840	2190	17525	established	2
ispl.group-2				3
ispl.tunnel-3				
379387904	5789	4233	established	1
ispl.group-1				1
ispl.tunnel-1				

```
-----
```

```
No. of tunnels: 2
=====
```

```
*A:Dut-C#
```

```
*A:Dut-C# show router l2tp tunnel tunnel-id 2190 statistics
```

```
=====
L2TP Tunnel Statistics
=====
```

```
Connection ID: 143523840
```

```
-----
```

	Attempts	Failed	Active	Total
Sessions	3	0	2	3

```
-----
```

Rx Tx

```

-----
Ctrl Packets 47                               47
Ctrl Octets 954                              1438
Error Packets 0                               0
-----
*A:Dut-C#

*A:Dut-C# show router l2tp tunnel connection-id 143523840 statistics
=====
L2TP Tunnel Statistics
=====
Connection ID: 143523840
-----
              Attempts   Failed                Active   Total
-----
Sessions      3           0                    2        3
-----
              Rx                Tx
-----
Ctrl Packets 48                               48
Ctrl Octets 974                              1450
Error Packets 0                               0
-----
*A:Dut-C#

*A:Dut-C# show router l2tp tunnel remote-tunnel-id 17525 detail
=====
L2TP Tunnel Status
=====
Connection ID : 143523840
State         : established
IP            : 10.20.1.3
Peer IP       : 10.10.20.101
Name          : lacl.wholesaler.com
Remote Name   : lns3.retailer1.net
Assignment ID : ispl.tunnel-3
Group Name    : ispl.group-2
Error Message : N/A

Tunnel ID      : 2190
UDP Port       : 1701
Preference     : 100
Hello Interval (s): 300
Idle T0 (s)    : 0
Max Retr Estab : 5
Session Limit  : 1000
Transport Type : udpIp
Time Started   : 04/17/2009 18:41:14
Time Established : 04/17/2009 18:41:14
Stop CCN Result : noError

Remote Conn ID : 1148518400
Remote Tunnel ID : 17525
Remote UDP Port : 1701

Destruct T0 (s) : 7200
Max Retr Not Estab: 5
AVP Hiding      : never
Challenge       : never
Time Idle       : N/A
Time Closed     : N/A
General Error   : noError
-----
No. of tunnels: 1
=====
*A:Dut-C#

*A:Dut-C# show router l2tp tunnel remote-connection-id 1148518400 statistics
=====
L2TP Tunnel Statistics
=====

```

```

Connection ID: 143523840
-----
                Attempts    Failed                                Active    Total
-----
Sessions        3            0                                2         3
-----
                Rx                                Tx
-----
Ctrl Packets    50                                50
Ctrl Octets     1014                             1474
Error Packets   0                                0
-----
No. of tunnels: 1
=====
*A:Dut-C#

*A:Dut-C# show router l2tp tunnel peer 10.10.20.100 state closed-by-peer detail
=====
L2TP Tunnel Status
=====
Connection ID : 236912640
State         : closedByPeer
IP            : 10.20.1.3
Peer IP       : 10.10.20.100
Name          : lacl.wholesaler.com
Remote Name   : lns2.retailer1.net
Assignment ID : ispl.tunnel-2
Group Name    : ispl.group-2
Error Message : Goodbye!

Tunnel ID      : 3615                Remote Conn ID   : 3861315584
UDP Port       : 1701                Remote Tunnel ID : 58919
Preference     : 100                Remote UDP Port  : 1701
Hello Interval (s): infinite
Idle T0 (s)    : 60
Max Retr Estab : 5                  Destruct T0 (s) : 7200
Session Limit  : 1000               Max Retr Not Estab: 5
Transport Type : udpIp                    AVP Hiding       : never
Time Started   : 04/17/2009 18:41:03 Time Idle         : 04/17/2009 18:43:20
Time Established : 04/17/2009 18:41:03 Time Closed       : 04/17/2009 18:43:20
Stop CCN Result : generalReq                General Error    : noError
-----
No. of tunnels: 1
=====
*A:Dut-C#

*A:Dut-C# show router l2tp tunnel group ispl.group-2
=====
Conn ID      Loc-Tu-ID Rem-Tu-ID State           Ses Active
Group        Assignment
-----
143523840    2190      17525    established     2
  ispl.group-2
  ispl.tunnel-3
236912640    3615      58919    closedByPeer    0
  ispl.group-2
  ispl.tunnel-2
658178048    10043     33762    draining        3
  ispl.group-2
  
```

```

isp1.tunnel-2
-----
No. of tunnels: 3
=====
*A:Dut-C#

*A:Dut-C# show router l2tp tunnel assignment-id isp1.tunnel-3 state established statistics
=====
L2TP Tunnel Statistics
=====
Connection ID: 143523840
-----
                Attempts    Failed                                Active    Total
-----
Sessions         3            0                                2         3
-----
                Rx                                Tx
-----
Ctrl Packets     66                                66
Ctrl Octets      1310                             1690
Error Packets    0                                 0
-----
No. of tunnels: 1
=====
*A:Dut-C#

*A:Dut-C# show router l2tp tunnel local-name lac1.wholesaler.com remote-
name lns2.retailer1.net state draining
=====
Conn ID          Loc-Tu-ID Rem-Tu-ID State          Ses Active
Group           Assignment
-----
658178048        10043    33762    draining         3
  isp1.group-2
  isp1.tunnel-2
-----
No. of tunnels: 1
=====
*A:Dut-C#

*A:Fden-Dut2-BSA2# show router l2tp tunnel connection-id 600375296 statistics
=====
L2TP Tunnel Statistics
=====
Connection ID: 600375296
-----
                Attempts    Failed                                Active    Total
-----
Sessions         1            0                                1         1
-----
                Rx                                Tx
-----
Ctrl Packets     6                                 6
Ctrl Octets      553                             292
Error Packets    0                                 0
  
```

```

-----
Accepted Duplicate Out-Of-Wnd
-----
Fsm Messages 4 0 0
-----

Unsent Max Unsent Cur Ack Max Ack Cur
-----
Q Length 1 0 1 0
-----

Window Size Cur : 4
acceptedMsgType
  StartControlConnectionRequest : 1
  StartControlConnectionConnected : 1
  IncomingCallRequest : 1
  IncomingCallConnected : 1
  ZeroLengthBody : 3
originalTransmittedMsgType
  StartControlConnectionReply : 1
  Hello : 2
  IncomingCallReply : 1
  ZeroLengthBody : 3

last cleared time : N/A
=====
  
```

On LAC (primary node after switchover)

```

=====
L2TP Tunnel Status
=====

Connection ID: 11206656
State : established
IP : 10.124.0.9
UDP : 1701
Peer IP : 10.124.0.3
Peer UDP : 1701
Tx dst-IP : 10.124.0.3
Tx dst-UDP : 1701
Rx src-IP : 10.124.0.3
Rx src-UDP : 1701
Name : mc-lac
Remote Name : mc-lns
Assignment ID: t1
Group Name : mc-lac
Acct. Policy : l2tp-base
Error Message: N/A

Tunnel ID : 171 Remote Conn ID : 429260800
Preference : 50 Remote Tunnel ID : 6550
Hello Interval (s): infinite Receive Window : 64
Idle T0 (s) : infinite Destruct T0 (s) : 60
Max Retr Estab : 5 Max Retr Not Estab: 5
Session Limit : 32767 AVP Hiding : never
Transport Type : udpIp Challenge : never
  
```

```
Time Started      : 02/19/2015 13:00:36 Time Idle       : N/A
Time Established  : 02/19/2015 13:00:36 Time Closed      : N/A
Stop CCN Result  : noError              General Error   : noError
Blacklist-state  : not-blacklisted
Set Dont Fragment : true
```

```
Failover
State           : recoverable
Recovery Conn ID : N/A
Recovery state  : not-applicable
Recovered Conn ID : N/A
Recovery method : mcs
Track SRRP     : 124
Ctrl msg behavior : handle
```

No. of tunnels: 1
=====

On LAC (secondary node after switchover)

```
show router l2tp tunnel detail
```

```
=====
L2TP Tunnel Status
=====
```

```
Connection ID: 11206656
State        : draining
IP           : 10.124.0.9
UDP          : 1701
Peer IP      : 10.124.0.3
Peer UDP     : 1701
Tx dst-IP    : 10.124.0.3
Tx dst-UDP   : 1701
Rx src-IP    : 10.124.0.3
Rx src-UDP   : 1701
Name         : mc-lac
Remote Name  : mc-lns
Assignment ID: t1
Group Name   : mc-lac
Acct. Policy : l2tp-base
Error Message: N/A
```

```
Tunnel ID       : 171                Remote Conn ID  : 429260800
Preference      : 50                Remote Tunnel ID : 6550
Hello Interval (s) : infinite        Receive Window  : 64
Idle T0 (s)     : infinite          Destruct T0 (s) : 60
Max Retr Estab  : 5                Max Retr Not Estab: 5
Session Limit   : 32767            AVP Hiding     : never
Transport Type  : udpIp            Challenge      : never
Time Started    : 02/19/2015 13:00:36 Time Idle       : N/A
Time Established : 02/19/2015 13:00:36 Time Closed      : N/A
Stop CCN Result : noError          General Error   : noError
Blacklist-state : not-blacklisted
Set Dont Fragment : true
```

```
Failover
State           : recoverable
Recovery Conn ID : N/A
Recovery state  : not-applicable
```

```
Recovered Conn ID : N/A
Recovery method   : mcs
Track SRRP        : 124
Ctrl msg behavior : forward-to-mcs-peer
-----
```

```
No. of tunnels: 1
=====
```

On LNS after switchover

```
show router l2tp tunnel detail
```

```
=====
L2TP Tunnel Status
=====
```

```
Connection ID: 429260800
State          : established
IP             : 10.124.0.3
UDP            : 1701
Peer IP        : 10.124.0.9
Peer UDP       : 1701
Tx dst-IP      : 10.124.0.9
Tx dst-UDP     : 1701
Rx src-IP      : 10.124.0.9
Rx src-UDP     : 1701
Name           : mc-lns
Remote Name    : mc-lac
Assignment ID  : t1
Group Name     : mc-lns
Acct. Policy   : N/A
Error Message  : N/A
```

```
Tunnel ID      : 6550
Preference     : 50
Hello Interval (s) : 300
Idle T0 (s)    : infinite
Max Retr Estab : 5
Session Limit  : 32767
Transport Type : udpIp
Time Started   : 02/19/2015 13:00:36
Time Established : 02/19/2015 13:00:36
Stop CCN Result : noError
Blacklist-state : not-blacklisted
Set Dont Fragment : true

Remote Conn ID : 11206656
Remote Tunnel ID : 171
Receive Window  : 64
Destruct T0 (s) : 60
Max Retr Not Estab : 5
AVP Hiding      : never
Challenge       : never
Time Idle       : N/A
Time Closed     : N/A
General Error   : noError
```

```
Failover
State          : not-recoverable
Recovery Conn ID : N/A
Recovery state  : not-applicable
Recovered Conn ID : N/A
Recovery method : mcs
Track SRRP      : (Not specified)
Ctrl msg behavior : handle
-----
```

```
No. of tunnels: 1
=====
```


On LAC (primary node after switchover; 7536640 is the recovered tunnel, 1865089024 is the recovery tunnel)

```
=====
L2TP Tunnel Status
=====
Connection ID: 7536640
State       : established
IP         : 10.124.0.9
UDP        : 1701
Peer IP    : 10.124.0.3
Peer UDP   : 1701
Tx dst-IP  : 10.124.0.3
Tx dst-UDP : 1701
Rx src-IP  : 10.124.0.3
Rx src-UDP : 1701
Name       : mc-lac
Remote Name : mc-lns
Assignment ID: t1
Group Name : mc-lac
Acct. Policy : l2tp-base
Error Message: N/A

Tunnel ID      : 115
Preference     : 50
Hello Interval (s): infinite
Idle T0 (s)    : infinite
Max Retr Estab : 5
Session Limit  : 32767
Transport Type : udpIp
Time Started   : 02/19/2015 13:07:53
Time Established : 02/19/2015 13:07:53
Stop CCN Result : noError
Blacklist-state : not-blacklisted
Set Dont Fragment : true

Remote Conn ID : 433324032
Remote Tunnel ID : 6612
Receive Window  : 64
Destruct T0 (s) : 60
Max Retr Not Estab: 5
AVP Hiding     : never
Challenge       : never
Time Idle      : N/A
Time Closed    : N/A
General Error   : noError

Failover
State       : recoverable
Recovery Conn ID : 1865089024
Recovery state : not-applicable
Recovered Conn ID : N/A
Recovery method : recovery-tunnel
Track SRRP    : 124
Ctrl msg behavior : handle
-----

Connection ID: 1865089024
State       : closed
IP         : 10.124.0.9
UDP        : 1701
Peer IP    : 10.124.0.3
Peer UDP   : 1701
Tx dst-IP  : 10.124.0.3
Tx dst-UDP : 1701
Rx src-IP  : 10.124.0.3
Rx src-UDP : 1701
Name       : mc-lac
Remote Name : mc-lns
Assignment ID: t1
Group Name : mc-lac
Acct. Policy : l2tp-base
Error Message: N/A
```

```

Tunnel ID      : 28459
Preference     : 50
Hello Interval (s): infinite
Idle T0 (s)    : 60
Max Retr Estab : 5
Session Limit  : 32767
Transport Type : udpIp
Time Started   : 02/19/2015 13:12:05
Time Established : 02/19/2015 13:12:05
13:12:05
Stop CCN Result : generalReq
Blacklist-state : not-blacklisted
Set Dont Fragment : true

Remote Conn ID : 1169424384
Remote Tunnel ID : 17844
Receive Window  : 64
Destruct T0 (s) : 60
Max Retr Not Estab: 5
AVP Hiding     : never
Challenge      : never
Time Idle      : N/A
Time Closed    : 02/19/2015
General Error  : noError

Failover
State          : not-applicable
Recovery Conn ID : N/A
Recovery state : recovery-tunnel
Recovered Conn ID : 7536640
Recovery method : default
Track SRRP     : 124
Ctrl msg behavior : handle
  
```

No. of tunnels: 2

On LAC (secondary node after switchover)

L2TP Tunnel Status

```

Connection ID: 7536640
State        : draining
IP           : 10.124.0.9
UDP          : 1701
Peer IP      : 10.124.0.3
Peer UDP     : 1701
Tx dst-IP    : 10.124.0.3
Tx dst-UDP   : 1701
Rx src-IP    : 10.124.0.3
Rx src-UDP   : 1701
Name         : mc-lac
Remote Name  : mc-lns
Assignment ID: t1
Group Name   : mc-lac
Acct. Policy : l2tp-base
Error Message: N/A

Tunnel ID      : 115
Preference     : 50
Hello Interval (s): infinite
Idle T0 (s)    : infinite
Max Retr Estab : 5
Session Limit  : 32767
Transport Type : udpIp
Time Started   : 02/19/2015 13:07:53
Time Established : 02/19/2015 13:07:53
Stop CCN Result : noError
Blacklist-state : not-blacklisted

Remote Conn ID : 433324032
Remote Tunnel ID : 6612
Receive Window  : 64
Destruct T0 (s) : 60
Max Retr Not Estab: 5
AVP Hiding     : never
Challenge      : never
Time Idle      : N/A
Time Closed    : N/A
General Error  : noError
  
```

```
Set Dont Fragment : true

Failover
State           : recoverable
Recovery Conn ID : N/A
Recovery state  : not-applicable
Recovered Conn ID : N/A
Recovery method : recovery-tunnel
Track SRRP      : 124
Ctrl msg behavior : forward-to-mcs-peer
```

```
-----
No. of tunnels: 1
=====
```

On LNS after switchover (433324032 is the recovered tunnel, 1169424384 is the recovery tunnel)

```
=====
L2TP Tunnel Status
=====
```

```
Connection ID: 433324032
State         : established
IP            : 10.124.0.3
UDP           : 1701
Peer IP       : 10.124.0.9
Peer UDP      : 1701
Tx dst-IP     : 10.124.0.9
Tx dst-UDP    : 1701
Rx src-IP     : 10.124.0.9
Rx src-UDP    : 1701
Name          : mc-lns
Remote Name   : mc-lac
Assignment ID : t1
Group Name    : mc-lns
Acct. Policy  : N/A
Error Message : N/A
```

```
Tunnel ID      : 6612
Preference     : 50
Hello Interval (s) : 300
Idle T0 (s)    : infinite
Max Retr Estab : 5
Session Limit  : 32767
Transport Type : udpIp
Time Started   : 02/19/2015 13:07:53
Time Established : 02/19/2015 13:07:53
Stop CCN Result : noError
Blacklist-state : not-blacklisted
Set Dont Fragment : true

Remote Conn ID : 7536640
Remote Tunnel ID : 115
Receive Window  : 64
Destruct T0 (s) : 60
Max Retr Not Estab : 5
AVP Hiding     : never
Challenge      : never
Time Idle      : N/A
Time Closed    : N/A
General Error   : noError
```

```
Failover
State           : not-recoverable
Recovery Conn ID : 1169424384
Recovery state  : not-applicable
Recovered Conn ID : N/A
Recovery method : recovery-tunnel
Track SRRP      : (Not specified)
Ctrl msg behavior : handle
```

```
-----
Connection ID: 1169424384
State         : closed
```

```

IP          : 10.124.0.3
UDP         : 1701
Peer IP    : 10.124.0.9
Peer UDP   : 1701
Tx dst-IP  : 10.124.0.9
Tx dst-UDP : 1701
Rx src-IP  : 10.124.0.9
Rx src-UDP : 1701
Name       : mc-lns
Remote Name : mc-lac
Assignment ID: t1
Group Name : mc-lns
Acct. Policy : N/A
Error Message: N/A

Tunnel ID      : 17844
Preference     : 50
Hello Interval (s): infinite
Idle T0 (s)    : 60
Max Retr Estab : 5
Session Limit  : 32767
Transport Type : udpIp
Time Started   : 02/19/2015 13:12:05
Time Established : 02/19/2015 13:12:05
13:12:05
Stop CCN Result : generalReq
Blacklist-state : not-blacklisted
Set Dont Fragment : true

Remote Conn ID : 1865089024
Remote Tunnel ID : 28459
Receive Window : 64
Destruct T0 (s) : 60
Max Retr Not Estab: 5
AVP Hiding      : never
Challenge       : never
Time Idle       : N/A
Time Closed     : 02/19/2015
13:12:05
General Error   : noError

Failover
State           : not-applicable
Recovery Conn ID : N/A
Recovery state  : recovery-tunnel
Recovered Conn ID : 433324032
Recovery method : default
Track SRRP     : (Not specified)
Ctrl msg behavior : handle
  
```

```

-----
No. of tunnels: 2
=====
  
```

tunnel

Syntax

tunnel *tunnel-name*

Context

[\[Tree\]](#) (clear>router>l2tp>group tunnel)

Full Context

clear router l2tp group tunnel

Description

This command clears L2TP tunnel data.

Parameters

tunnel-name

Clears L2TP tunnel data associated with the specified tunnel, up to 32 characters.

Platforms

7450 ESS, 7750 SR, 7750 SR-a, 7750 SR-e, 7750 SR-s, VSR

tunnel

Syntax

tunnel *connection-id*

Context

[\[Tree\]](#) (clear>router>l2tp tunnel)

Full Context

clear router l2tp tunnel

Description

This command clears L2TP data.

Parameters

connection-id

Specifies the L2TP tunnel connection ID.

Values 1 to 4294967295

Platforms

7450 ESS, 7750 SR, 7750 SR-a, 7750 SR-e, 7750 SR-s, VSR

tunnel

Syntax

tunnel *tunnel-name*

Context

[\[Tree\]](#) (tools>perform>router>l2tp>group tunnel)

[\[Tree\]](#) (tools>perform>router>l2tp tunnel)

Full Context

tools perform router l2tp group tunnel

tools perform router l2tp tunnel

Description

Commands in this context configure performance tools for a specified L2TP tunnel.

Parameters

tunnel-name

Specifies the L2TP tunnel name, up to 32 characters.

Platforms

7450 ESS, 7750 SR, 7750 SR-a, 7750 SR-e, 7750 SR-s, VSR

tunnel

Syntax

tunnel *ipsec-tunnel-name*

tunnel

tunnel count

tunnel state *state*

Context

[\[Tree\]](#) (show>ipsec tunnel)

Full Context

show ipsec tunnel

Description

This command displays IPsec tunnel information.

Parameters

ipsec-tunnel-name

Specifies the name of the tunnel up to 32 characters.

state

Specifies one of up, down, or limited

Platforms

7450 ESS, 7750 SR, 7750 SR-e, 7750 SR-s, VSR

tunnel

Syntax

```
tunnel ipsec-tunnel-name [temp-mtu]
tunnel esa-vm esa-id/vm-id [saved-key]
tunnel isa mda [saved-key]
tunnel ipsec-tunnel-name [saved-key]
tunnel ipsec-tunnel-name [stats] [saved-key]
```

Context

[\[Tree\]](#) (clear>ipsec tunnel)

Full Context

```
clear ipsec tunnel
```

Description

This command clears static IPsec tunnel states.

Parameters

ipsec-tunnel-name

Specifies the name of the IPsec tunnel, up to 32 characters. If the **stats**, **saved-key** or **temp-mdu** parameters are not specified, the IPsec tunnel is cleared.

saved-key

Clears the saved IKE and ESP keys for the specified tunnel.

temp-mtu

Clears the temporary MTU from MTU propagation for the specified tunnel.

stats

Clears the statistics counter for the specified tunnel.

mda

Clears all static tunnels terminated on the specified ISA.

esa-vm

Displays the ID of the configured ESA and ESA VM.

Values

esa-vm:	<i>esa-id/vm-id</i>	
	<i>esa-id</i>	1 to 16
	<i>vm-id</i>	1 to 4

Platforms

7450 ESS, 7750 SR, 7750 SR-e, 7750 SR-s, VSR

tunnel

Syntax

```
tunnel [type {rx | tx}] [prefix ip-address] [tunnel-id tunnel-id]
tunnel [prefix ip-address] [ tunnel-id tunnel-id] leaf
```

Context

[\[Tree\]](#) (show>router>bier tunnel)

Full Context

```
show router bier tunnel
```

Description

This command shows the BIER tunnel table used for MVPN.

Parameters

ip-address

Specifies a prefix in IP address format.

tunnel-id

Specifies a tunnel identifier.

Values 0 to 4294967295

leaf

Specifies that the tunnel leafs are displayed.

Platforms

All

Output

The following is an example of a BIER tunnel table. [Table 579: BIER Tunnel Fields](#) provides BIER tunnel table descriptions.

Sample Output

```
*A:Dut-A# show router bier tunnel prefix 10.20.1.3
=====
BIER Tunnels
=====
Tunnel-id      Type      Oper      No. Of Leaves
BFR Prefix    Bfr-ID    Mpls Label Sub-domain
-----
73941          rx        In service 0
10.20.1.3     767      1048475   4
73942          rx        In service 0
10.20.1.3     767      1048473   1
73943          rx        In service 0
10.20.1.3     767      1048573   1
```



```

73944      rx      In service      0
10.20.1.3  3      1048474        0
73945      rx      In service      0
10.20.1.3  3      1048471        3
73946      rx      In service      0
10.20.1.3  767     1048470        4
73947      rx      In service      0
10.20.1.3  3      1048574        0
73948      rx      In service      0
10.20.1.3  1593    1048472        2
73949      rx      In service      0
10.20.1.3  3      1048477        3
73950      rx      In service      0
10.20.1.3  1593    1048480        2
73951      rx      In service      0
10.20.1.3  767     1048476        4

73952      rx      In service      0
10.20.1.3  3      1048478        3
73955      rx      In service      0
10.20.1.3  1593    1048481        2
73956      rx      In service      0
10.20.1.3  767     1048485        1
73957      rx      In service      0
10.20.1.3  3      1048490        0
=====
BIER Tunnel entries : 15
=====

```

Table 579: BIER Tunnel Fields

Label	Description
Tunnel-id	The tunnel ID allocated for this tunnel
Type	The tunnel type, indicated if it is a terminating tunnel or an originating one
Oper	The operational status of the tunnel
No. of Leaves	The number of leaves associated with the tunnel if the tunnel type is tx or BFIR. This field represents the number of leafs associated with it. If the tunnel type is rx or BFER, this field is zero.
BFR Prefix	The BFR prefix associated with the root of the tunnel
Bfr-ID	The BFR ID associated with the root of the tunnel
Mpls Label	If the tunnel type is tx or BFIR, this field represents the egress VPRN label allocated. If the tunnel type is rx or BFER, this field represents the ingress VPRN label allocated by the root.
Sub-domain	The sub-domain associated with the root of the tunnel

tunnel

Syntax

tunnel [**tunnel-id** **tunnel-id**] [**type** { **rx** | **tx**}]

tunnel [**tunnel-id** **tunnel-id**] **leaf** [**root-addr** *root-addr*] [**tree-id** *tree-id*]

Context

[Tree] (show>router>p2mp-sr-tree tunnel)

Full Context

show router p2mp-sr-tree tunnel

Description

This command displays details about the P2MP tunnel.

Parameters

tunnel-id

Specifies a tunnel identifier.

Values 0 to 4294967295

type

Specifies a tunnel type.

Values rx, tx

root-addr

Displays the root address.

Values a.b.c.d

tree-id

Specifies a tree identifier.

Values 0 to 4294967295

leaf

Specifies that the tunnel leaves are displayed.

Platforms

All

Output

The following is an example of a P2MP SR tree tunnel table. [Table 580: P2MP SR Tree Tunnel Fields](#) provides the P2MP SR tree tunnel table descriptions.

Sample Output

```
A:swsim100>file cf3:\ # show router p2mp-sr-tree tunnel
=====
Replication Segments
=====
Tunnel-Id      TreeId  Type   Oper      Num Leaves
RootAddr                               SvcId
-----
73729          9000   tx     inService  1
100.0.0.100                               70
73730          9000   rx     inService  0
100.0.0.103                               70
-----
Total P2MP-SR-TUNNELS Tunnels : 2
=====
```

Table 580: P2MP SR Tree Tunnel Fields

Label	Description
Tunnel-Id	The tunnel ID allocated for this tunnel
Type	The tunnel type, indicated if it is a terminating tunnel or an originating one
Oper	The operational status of the tunnel
Num Leaves	The number of leaves associated with the tunnel
Treeld	The tree ID associated with the root of the tunnel
RootAddr	The address associated with the root of the tunnel
Svcld	The service identifier

tunnel

Syntax

tunnel [*in-label in-label*]

Context

[Tree] (tools>dump>router>sr tunnel)

Full Context

tools dump router segment-routing tunnel

Description

This command displays segment routing tunnel information.

Parameters

in-label

Specifies the filter to match against the ingress label.

Values 0 to 4294967295

Platforms

All

Output

The following outputs are examples of segment routing tunnel operational information, and the following table describes the output fields.

Sample Output

```
*A:Dut-F# tools dump router segment-routing tunnel
=====
Legend: (B) - Backup Next-hop for Fast Re-Route
        (D) - Duplicate
=====
-----+
Prefix
Sid-Type      Fwd-Type      In-Label  Prot-
Inst
Next Hop(s)
Out-Label(s) Interface/Tunnel-
ID |
-----+
10.0.33.3
Node          Orig/Transit  70000     OSPF-0
              10.0.36.3
              40000       DUTF_TO
_DUTC.1.0    (B)10.0.26.2 30998     DUTF_TO
_DUTB.1.0
10.0.44.4
Node          Orig/Transit  70001     OSPF-0
              10.0.26.2
              30001       DUTF_TO
_DUTB.1.0    (B)10.0.56.5 60001     DUTF_TO
_DUTE.1.0
10.0.55.5
Node          Orig/Transit  70002     OSPF-0
              10.0.56.5
              60002       DUTF_TO
_DUTE.1.0    (B)10.0.26.2 30995     DUTF_TO
_DUTB.1.0
Node          Terminating  70003     OSPF-0
10.0.11.1
Node          Orig/Transit  70004     OSPF-0
              10.0.26.2
              30004       DUTF_TO
_DUTB.1.0    (B)10.0.36.3 40004     DUTF_TO
_DUTC.1.0
10.0.22.2
Node          Orig/Transit  70005     OSPF-0
              10.0.26.2
              30005       DUTF_TO
_DUTB.1.0    (B)10.0.36.3 40004     DUTF_TO
_DUTC.1.0
```

				20005	
10.20.1.3 Node	Orig/Transit 10.0.36.3	70006	OSPF-0		
_DUTC.1.0				40006	DUTF_TO
_DUTB.1.0	(B)10.0.26.2			30004	DUTF_TO
				20006	
10.20.1.4 Node	Orig/Transit 10.0.26.2	70007	OSPF-0		
_DUTB.1.0				30007	DUTF_TO
_DUTE.1.0	(B)10.0.56.5			60007	DUTF_TO
10.20.1.5 Node	Orig/Transit 10.0.56.5	70008	OSPF-0		
_DUTE.1.0				60008	DUTF_TO
_DUTB.1.0	(B)10.0.26.2			30001	DUTF_TO
				50008	
Node 10.20.1.1 Node	Terminating Orig/Transit 10.0.26.2	70009 70010	OSPF-0 OSPF-0		
_DUTB.1.0				30010	DUTF_TO
_DUTC.1.0	(B)10.0.36.3			40010	DUTF_TO
10.20.1.2 Node	Orig/Transit 10.0.26.2	70011	OSPF-0		
_DUTB.1.0				30011	DUTF_TO
_DUTE.1.0	(B)10.0.56.5			60001	DUTF_TO
				50011	
Backup Node	Transit 10.0.56.5	70994	OSPF-0		
_DUTE.1.0				60994	DUTF_TO
Backup Node	Transit 10.0.26.2	70995	OSPF-0		
_DUTB.1.0				30995	DUTF_TO
Backup Node	Transit 10.0.26.2	70996	OSPF-0		
_DUTB.1.0				30005	DUTF_TO
Backup Node	Transit 10.0.26.2	70998	OSPF-0		
_DUTB.1.0				30998	DUTF_TO
Backup Node	Transit 10.0.36.3	70999	OSPF-0		
_DUTC.1.0				40999	DUTF_TO
Adjacency	Transit 10.0.26.2	262140	OSPF-0		
_DUTB.1.0				3	DUTF_TO
_DUTC.1.0	(B)10.0.36.3			40004	DUTF_TO
				20005	

Adjacency _DUTE.1.0	Transit 10.0.56.5	262141	OSPF-0	3	DUTF_TO
Adjacency _DUTC.1.0	Transit 10.0.36.3	262142	OSPF-0	3	DUTF_TO
Adjacency _DUTB.1.0	Transit 10.0.26.2	262143	OSPF-0	3	DUTF_TO
Adjacency _DUTE.1.0	(B)10.0.56.5			60001	DUTF_TO
				50011	
*A:Dut-F#					
*A:Dut-A# tools dump router segment-routing tunnel					
=====					
Legend: (B) - Backup Next-hop for Fast Re-Route					
(D) Duplicate					
=====					
Prefix Sid-Type	Fwd-Type Next Hop(s)	In-Label	Prot-Inst	Out-Label(s)	Interface/ Tunnel-ID

Adjacency 10.10.2.1	Transit 10.10.2.3	262136	ISIS-0	3	ip-
Adjacency 10.10.2.1	Transit 10.10.2.3	262137	ISIS-0	3	ip-
Adjacency 10.10.1.1	Transit 10.10.1.2	262138	ISIS-0	3	ip-
Adjacency 10.10.1.1	Transit 10.10.1.2	262139	ISIS-0	3	ip-
Node 10.20.1.2	Terminating	474387	ISIS-0		
Node 10.10.1.1	Orig/Transit 10.10.1.2	474388	ISIS-0	474388	ip-
Node 10.10.2.1	Orig/Transit 10.10.2.3	474389	ISIS-0	474389	ip-
Node 10.10.1.1	Orig/Transit 10.10.1.2	475287	ISIS-0	475287	ip-
Node 10.10.1.1	Orig/Transit 10.10.2.3	475288	ISIS-0	475288	ip-
Node 10.10.2.1	Orig/Transit	475289	ISIS-0		

```

10.10.1.1      10.10.1.2      475289      ip-
*A:Dut-A#

*A:Dut-C# tools dump router segment-routing tunnel
=====
Legend: (B) - Backup Next-hop for Fast Re-Route
        (D) - Duplicate
=====
-----
Prefix
Sid-Type      |      Fwd-Type      In-Label  Prot-
Inst          |                   |           |
Label(s)     | Next Hop(s)       |           | Out-
Interface/Tunnel-ID |
-----
Adjacency     | Transit           | 262129   | ISIS-0
10.10.12.3   | 10.10.12.2       |           |       3      ip-
              | (B)10.10.3.2     |           |       3      ip-
10.10.3.3    |                   |           |
Adjacency     | Transit           | 262130   | ISIS-0
10.10.12.3   | 10.10.12.2       |           |       3      ip-
              | (B)10.10.3.2     |           |       3      ip-
10.10.3.3    |                   |           |
Adjacency     | Transit           | 262133   | ISIS-0
10.10.5.3    | 10.10.5.5        |           |       3      ip-
              | (B)10.10.12.2    |           | 474389     ip-
10.10.12.3   |                   |           | 474390
Adjacency     | Transit           | 262134   | ISIS-0
10.10.5.3    | 10.10.5.5        |           |       3      ip-
              | (B)10.10.12.2    |           | 474389     ip-
10.10.12.3   |                   |           | 474390
Adjacency     | Transit           | 262135   | ISIS-0
10.10.3.3    | 10.10.3.2       |           |       3      ip-
              | (B)10.10.12.2    |           |       3      ip-
10.10.12.3   |                   |           |
Adjacency     | Transit           | 262136   | ISIS-0
10.10.3.3    | 10.10.3.2       |           |       3      ip-
              | (B)10.10.12.2    |           |       3      ip-
10.10.12.3   |                   |           |
Adjacency     | Transit           | 262137   | ISIS-0
10.10.2.3    | 10.10.2.1       |           |       3      ip-
Adjacency     | Transit           | 262138   | ISIS-0
10.10.2.1    | 10.10.2.1       |           |       3      ip-
  
```

```

10.10.2.3
10.20.1.4
Node          Orig/Transit  474389  ISIS-0
              10.10.12.2                                474389  ip-
10.10.12.3
              (B)10.10.5.5                            474389  ip-
10.10.5.3
10.20.1.5
Node          Orig/Transit  474390  ISIS-0
              10.10.5.5                                474390  ip-
10.10.5.3
              (B)10.10.12.2                          474389  ip-
10.10.12.3
              474390
              10.20.1.6
Node          Orig/Transit  474391  ISIS-0
              10.10.5.5                                474391  ip-
10.10.5.3
              (B)10.10.12.2                          474391  ip-
10.10.12.3
10.20.1.2
Node          Orig/Transit  474392  ISIS-0
              10.10.12.2                             474392  ip-
10.10.12.3
              (B)10.10.3.2                            474392  ip-
10.10.3.3
Node          Terminating  474393  ISIS-0
*A:Dut-C#
  
```

*A:Dut-C# tools dump router segment-routing tunnel

Legend: (B) - Backup Next-hop for Fast Re-Route
 (D) Duplicate

```

=====
-----
Prefix
Sid-Type      Fwd-Type      In-Label  Prot-Inst
              Next Hop(s)
              Out-Label(s) Interface/Tunnel-ID |
-----
Adjacency     Transit       262129    ISIS-0
10.10.12.3    10.10.12.2
              (B)10.10.3.2                                3          ip-
10.10.3.3
Adjacency     Transit       262130    ISIS-0
10.10.12.3    10.10.12.2
              (B)10.10.3.2                                3          ip-
10.10.3.3
Adjacency     Transit       262133    ISIS-0
10.10.5.3     10.10.5.5
              (B)10.10.12.2                              3          ip-
10.10.12.3
              474389
              474390
Adjacency     Transit       262134    ISIS-0
10.10.5.3     10.10.5.5
              (B)10.10.12.2                              3          ip-
              474389
  
```


10.10.12.3				474390	
Adjacency	Transit	262135	ISIS-0		
	10.10.3.2			3	ip-
10.10.3.3	(B)10.10.12.2			3	ip-
10.10.12.3					
Adjacency	Transit	262136	ISIS-0		
	10.10.3.2			3	ip-
10.10.3.3	(B)10.10.12.2			3	ip-
10.10.12.3					
Adjacency	Transit	262137	ISIS-0		
	10.10.2.1			3	ip-
10.10.2.3					
Adjacency	Transit	262138	ISIS-0		
	10.10.2.1			3	ip-
10.10.2.3					
10.20.1.4					
Node	Orig/Transit	474389	ISIS-0		
	10.10.12.2			474389	ip-
10.10.12.3	(B)10.10.5.5			474389	ip-
10.10.5.3					
10.20.1.5					
Node	Orig/Transit	474390	ISIS-0		
	10.10.5.5			474390	ip-
10.10.5.3	(B)10.10.12.2			474389	ip-
10.10.12.3				474390	
10.20.1.6					
Node	Orig/Transit	474391	ISIS-0		
	10.10.5.5			474391	ip-
10.10.5.3	(B)10.10.12.2			474391	ip-
10.10.12.3					
10.20.1.2					
Node	Orig/Transit	474392	ISIS-0		
	10.10.12.2			474392	ip-
10.10.12.3	(B)10.10.3.2			474392	ip-
10.10.3.3					
Node	Terminating	474393	ISIS-0		
*A:Dut-C#					

```
*A:Dut-C>config$ /tools dump router segment-routing tunnel
=====Legend: (B)
- Backup Next-hop for Fast Re-Route
(D) - Duplicate
label stack is ordered from top-most to bottom-most
=====
-----+
Prefix
|
Sid-Type      Fwd-Type      In-Label  Prot-Inst(algoId)
|
|              Next Hop(s)
ID |              Out-Label(s) Interface/Tunnel-
```

-----+-----					
1.1.1.1 Node	Orig/Transit 1.1.3.1	20601	ISIS-0	20601	toA
1.1.1.2 Node	Orig/Transit 1.2.3.2	20602	ISIS-0	20602	toB
1.1.1.3 Node	Terminating	20603	ISIS-0		
1.1.1.4 Node	Orig/Transit 1.2.3.2	20604	ISIS-0	20604	toB
1.1.1.5 Node	Orig/Transit 1.3.5.5	20605	ISIS-0	20605	toE
1.1.1.6 Node	Orig/Transit 1.3.5.5	20606	ISIS-0	20606	toE
1.1.1.1 Node	Orig/Transit 1.1.3.1	20611	ISIS-0 (128)	20611	toA
1.1.1.3 Node	Terminating	20613	ISIS-0 (128)		
1.1.1.4 Node	Orig/Transit 1.2.3.2	20614	ISIS-0 (128)	20614	toB
1.1.1.5 Node	Orig/Transit 1.3.5.5	20615	ISIS-0 (128)	20615	toE
1.1.1.6 Node	Orig/Transit 1.3.5.5	20616	ISIS-0 (128)	20616	toE
1.1.1.1 Node	Orig/Transit 1.1.3.1	20621	ISIS-0 (129)	20621	toA
1.1.1.3 Node	Terminating	20623	ISIS-0 (129)		
1.1.1.4 Node	Orig/Transit 1.2.3.2	20624	ISIS-0 (129)	20624	toB
1.1.1.5 Node	Orig/Transit 1.3.5.5	20625	ISIS-0 (129)	20625	toE
1.1.1.6 Node	Orig/Transit 1.3.5.5	20626	ISIS-0 (129)	20626	toE
1.1.1.1 Node	Orig/Transit 1.1.3.1	20631	ISIS-0 (130)	20631	toA
1.1.1.3 Node	Terminating	20633	ISIS-0 (130)		
1.1.1.4 Node	Orig/Transit 1.2.3.2	20634	ISIS-0 (130)	20634	toB
1.1.1.5 Node	Orig/Transit 1.3.5.5	20635	ISIS-0 (130)	20635	toE
1.1.1.6 Node	Orig/Transit 1.3.5.5	20636	ISIS-0 (130)	20636	toE
1.1.1.1 Node	Orig/Transit 1.1.3.1	20641	ISIS-0 (131)	20641	toA
1.1.1.3					

Node	Terminating	20643	ISIS-0 (131)		
1.1.1.4					
Node	Orig/Transit	20644	ISIS-0 (131)		
	1.2.3.2			20644	toB
1.1.1.5					
Node	Orig/Transit	20645	ISIS-0 (131)		
	1.3.5.5			20645	toE
1.1.1.6					
Node	Orig/Transit	20646	ISIS-0 (131)		
	1.3.5.5			20646	toE
1.1.1.1					
Node	Orig/Transit	20651	ISIS-0 (132)		
	1.1.3.1			20651	toA
1.1.1.3					
Node	Terminating	20653	ISIS-0 (132)		
1.1.1.4					
Node	Orig/Transit	20654	ISIS-0 (132)		
	1.2.3.2			20654	toB
1.1.1.5					
Node	Orig/Transit	20655	ISIS-0 (132)		
	1.3.5.5			20655	toE
1.1.1.6					
Node	Orig/Transit	20656	ISIS-0 (132)		
	1.3.5.5			20656	toE
3ffe::101:101					
Node	Orig/Transit	20801	ISIS-0		
	fe80::ce0f:1ff:fe01:2		20801		toA
3ffe::101:102					
Node	Orig/Transit	20802	ISIS-0		
	fe80::ce14:1ff:fe01:3			20802	toB
3ffe::101:103					
Node	Terminating	20803	ISIS-0		
3ffe::101:104					
Node	Orig/Transit	20804	ISIS-0		
	fe80::ce14:1ff:fe01:3			20804	toB
3ffe::101:105					
Node	Orig/Transit	20805	ISIS-0		
	fe80::ce2c:1ff:fe01:1			20805	toE
3ffe::101:106					
Node	Orig/Transit	20806	ISIS-0		
	fe80::ce2c:1ff:fe01:1			20806	toE
3ffe::101:101					
Node	Orig/Transit	20811	ISIS-0 (128)		
	fe80::ce0f:1ff:fe01:2			20811	toA
3ffe::101:103					
Node	Terminating	20813	ISIS-0 (128)		
3ffe::101:104					
Node	Orig/Transit	20814	ISIS-0 (128)		
	fe80::ce14:1ff:fe01:3			20814	toB
3ffe::101:105					
Node	Orig/Transit	20815	ISIS-0 (128)		
	fe80::ce2c:1ff:fe01:1			20815	toE
3ffe::101:106					
Node	Orig/Transit	20816	ISIS-0 (128)		
	fe80::ce2c:1ff:fe01:1			20816	toE
3ffe::101:101					
Node	Orig/Transit	20821	ISIS-0 (129)		
	fe80::ce0f:1ff:fe01:2			20821	toA
3ffe::101:103					
Node	Terminating	20823	ISIS-0 (129)		
3ffe::101:104					
Node	Orig/Transit	20824	ISIS-0 (129)		
	fe80::ce14:1ff:fe01:3			20824	toB
3ffe::101:105					

Node	Orig/Transit	20825	ISIS-0 (129)		
3ffe::101:106	fe80::ce2c:1ff:fe01:1			20825	toE
Node	Orig/Transit	20826	ISIS-0 (129)		
3ffe::101:101	fe80::ce2c:1ff:fe01:1			20826	toE
Node	Orig/Transit	20831	ISIS-0 (130)		
3ffe::101:103	fe80::ce0f:1ff:fe01:2			20831	toA
Node	Terminating	20833	ISIS-0 (130)		
3ffe::101:104					
Node	Orig/Transit	20834	ISIS-0 (130)		
3ffe::101:105	fe80::ce14:1ff:fe01:3			20834	toB
Node	Orig/Transit	20835	ISIS-0 (130)		
3ffe::101:106	fe80::ce2c:1ff:fe01:1			20835	toE
Node	Orig/Transit	20836	ISIS-0 (130)		
3ffe::101:101	fe80::ce2c:1ff:fe01:1			20836	toE
Node	Orig/Transit	20841	ISIS-0 (131)		
3ffe::101:103	fe80::ce0f:1ff:fe01:2			20841	toA
Node	Terminating	20843	ISIS-0 (131)		
3ffe::101:104					
Node	Orig/Transit	20844	ISIS-0 (131)		
3ffe::101:105	fe80::ce14:1ff:fe01:3			20844	toB
Node	Orig/Transit	20845	ISIS-0 (131)		
3ffe::101:106	fe80::ce2c:1ff:fe01:1			20845	toE
Node	Orig/Transit	20846	ISIS-0 (131)		
3ffe::101:101	fe80::ce2c:1ff:fe01:1			20846	toE
Node	Orig/Transit	20851	ISIS-0 (132)		
3ffe::101:103	fe80::ce0f:1ff:fe01:2			20851	toA
Node	Terminating	20853	ISIS-0 (132)		
3ffe::101:104					
Node	Orig/Transit	20854	ISIS-0 (132)		
3ffe::101:105	fe80::ce14:1ff:fe01:3			20854	toB
Node	Orig/Transit	20855	ISIS-0 (132)		
3ffe::101:106	fe80::ce2c:1ff:fe01:1			20855	toE
Node	Orig/Transit	20856	ISIS-0 (132)		
fe80::ce0f:1ff:fe01:2-"toA"	fe80::ce2c:1ff:fe01:1			20856	toE
Adjacency	Transit	524276	ISIS-0		
1.1.3.1	fe80::ce0f:1ff:fe01:2			3	toA
Adjacency	Transit	524277	ISIS-0		
1.1.3.1	1.1.3.1			3	toA
fe80::ce2c:1ff:fe01:1-"toE"					
Adjacency	Transit	524278	ISIS-0		
1.3.5.5	fe80::ce2c:1ff:fe01:1			3	toE
Adjacency	Transit	524279	ISIS-0		
1.3.5.5	1.3.5.5			3	toE
fe80::ce14:1ff:fe01:3-"toB"					
Adjacency	Transit	524280	ISIS-0		
1.2.3.2	fe80::ce14:1ff:fe01:3			3	toB
Adjacency	Transit	524281	ISIS-0		

```

1.2.3.2                                     3         toB
-----+
No. of Entries: 68
-----+
*A:Dut-C>config>router>isis$
  
```

Sample Output for Egress Peer Engineering

```

A:Dut-C# /tools dump router segment-routing tunnel
=====
Legend: (B) - Backup Next-hop for Fast Re-Route
(D) - Duplicate
label stack is ordered from top-most to bottom-most
=====
-----+
Prefix |
Sid-Type Fwd-Type In-Label Prot-Inst(algoId) |
Next Hop(s) Out-Label(s) |
Interface/ |
Tunnel-ID |
-----+
10.20.1.1
Node Orig/Transit 524282 BGP-EPE-0
10.11.13.1 3 to_A_1
10.12.13.1 3 to_A_2
10.12.13.1
Adjacency Transit 524283 BGP-EPE-0
10.12.13.1 3 to_A_2
10.11.13.1
Adjacency Transit 524284 BGP-EPE-0
10.11.13.1 3 to_A_1
-----+
No. of Entries: 3
-----+
A:Dut-C#
  
```

Sample Output for Single Loopback SID

```

*A:Dut-C# tools dump router segment-routing tunnel
=====
====
Legend: (B) - Backup Next-hop for Fast Re-Route
(D) - Duplicate
label stack is ordered from top-most to bottom-most
=====
====
-----+
Prefix
|
Sid-Type      Fwd-Type      In-Label  Prot-Inst(algoId)
|
|              Next Hop(s)
|              Out-Label(s) Interface/Tunnel-
ID |
-----+
1.1.1.3
Node          Terminating  20003     IGP-Shared
1.1.1.5
Node          Orig/Transit  20005     ISIS-0
10.10.10.2   10.10.10.2   20005     To_1/1/1(E)
  
```

```

Adjacency      Transit      524287      ISIS-0
                10.10.10.2
-----
---+
No. of Entries: 3
-----
---+
*A:Dut-C#
    
```

Table 581: Tunnel Group Fields

Label	Description
ISA Group	The ISA group ID
Admin State	The administrative state of the tunnel group
Oper state	The operational state of the tunnel group
Responder-Only	The tunnel setup under the specified tunnel group
Non-Active Members	The non-active ESA and ESA VM
Required Active Qty	The number of the required active members
Active Members	The active ESA and ESA VM
Reassembly (msecs)	The time of reassembly
ISA Chassis	The number of ISA chassis
Oper Flags	The operational status flag of the tunnel
Grp IPsec Tnls	The number of group IPsec tunnels
Grp IPsec Max Tnls	The maximum number of group IPsec tunnels
Grp IP Tunnels	The number of group IP tunnels
Grp IP Max Tunnels	The maximum number of group IP tunnels
ISA Scale Mode	The number of tunnels on each ISA of the tunnel group
Statistics Collection	Specifies whether statistics collection is enabled
CPU Usage	Specifies whether the CPU usage of all the processes and protocols is enabled
Gw Traffic Forward	Specifies whether the traffic forwarded on the GW is enabled
IGP-Shared	Identifies a local node as a shared SID and is programmed in an ILM as such. An ILM can only be programmed once and has a single owner. When a node SID is shared, a local duplicate may exist between instances and the ISIS, OSPF, and OSPF3 protocols.

tunnel

Syntax

tunnel *[[ip-address | ipv6-address]]* [**detail**]

tunnel *[[ip-address | ipv6-address]]* **egress-stats**

Context

[\[Tree\]](#) (show>router>rib-api tunnel)

Full Context

show router rib-api tunnel

Description

This command displays RIB-API tunnel information.

Parameters

ip-address

Specifies the IPv4 address of the RIB-API tunnel up to 64 characters.

ipv6-address

Specifies the IPv6 address of the RIB-API tunnel up to 64 characters.

detail

Displays detailed RIB-API tunnel information.

egress-stats

Displays egress statistics of all instances for the specified RIB-API tunnel.

Platforms

All

Output

The following output is an example of RIB-API tunnel information.

Sample Output

```
show router rib-api tunnel 10.20.1.5 egress-stats
=====
Tunnel (Detail)
=====
Tunnel       : 10.20.1.5           Rib-Api Pref  : 16
Client Ip    : 172.21.38.76       Client Tag    : 1
Active       : Y                 EgrStatsState : Up
Next-hop Group : 1
  Primary nexthop : 10.10.5.5
  StatsOperState : Up
  Aggr Pkts: 11000           Aggr Octets: 11550000
Backup nexthop : 10.10.11.4
  StatsOperState : Up
  Aggr Pkts: 11000           Aggr Octets: 11550000
```

```

Next-hop Group : 2
Primary nexthop : 10.10.5.5
StatsOperState : Up
Aggr Pkts: 11000                               Aggr Octets: 11550000
Backup nexthop : 10.10.11.4
StatsOperState : Up
Aggr Pkts: 11000                               Aggr Octets: 11550000
Total Aggr :
Aggr Pkts: 44000                               Aggr Octets: 46200000
-----
=====
  
```

tunnel

Syntax

tunnel {*ip-address* | *ipv6-address*} **preference** *preference* **client-tag** *client-tag* **egress-stats**

Context

[\[Tree\]](#) (clear>router>rib-api tunnel)

Full Context

clear router rib-api tunnel

Description

Clears the egress statistics of the specified RIB-API tunnel.

Parameters

ip-address

Specifies the IPv4 address of the RIB-API tunnel up to 64 characters.

ipv6-address

Specifies the IPv6 address of the RIB-API tunnel up to 64 characters.

preference

Specifies the preference of the specified RIB-API entry.

Values 0 to 4294967295

client-tag

Specifies the client tag of the specified RIB-API entry.

Values 0 to 4294967295

egress

Specifies to clear the egress statistics.

Platforms

All

tunnel

Syntax

tunnel {*ip-address* | *ipv6-address*}

Context

[Tree] (tools>dump>router>rib-api tunnel)

Full Context

tools dump router rib-api tunnel

Description

This command configures the dump tools for RIB-API tunnel.

Parameters

ip-address

Specifies the IPv4 address of the RIB-API tunnel, up to 64 characters.

ipv6-address

Specifies the IPv6 address of the RIB-API tunnel, up to 64 characters.

Platforms

All

Output

The following output is an example of RIB-API tunnel route information.

Sample Output

```
*A:Dut-A>tools>dump>router>rib-api# tunnel 10.21.1.3
Db Mgr flags 0x80 ilmStatsFailCnt 0
-----
dbOwner RIB-API routeOwner 50 rsvdBlkId 3 flags 0x3 numPolicies 1 numInstalled 1
-----
EndPt DB 10.21.1.3
dbFlags 0xa PathCount 1 srTunnelId 1015813
PROGRAMMED
Path bitmap 0
SR Retry time left : 0 SR retrycount : 0
Best Db Path owner 1 path name vrId:1, dbOwner:1, Client Tag:4 endPoint 10.21.1.3 color 0
preference 182 Last Modified 02/07/2020 23:44:42 Up Time 0d 02:13:47
Preference 182 flags 0x4246 Status FWDPLCY_ERR_NA SR status SR_ERR_OK
TTM Preference 102 metric 103
PrimResolved NH's 1 BkupResolved NH's 1
NHGroup 4
flags 0x3bf9 : weight 0 normalized weight 0
Revert timer 65535 Time left 0 NumOfReverts 0
Hold timer 0 Time left 0
DIRECT NH: PRIM PGMED: PRIM RESOLVED: BKUP RESOLVED: BKUP PGMED:
primaryNH 1.1.2.2 egrStatsIdx 0x20001 Status FWDPLCY_NHERR_NA
Label Stack:30044 0
```

```
Nexthop 1 1.1.2.2 outIf 3 globalIfIndex 11 globaIfInNHgrp 11  
PG ID 0  
PG ID 7  
backupNH 1.1.2.22 egrStatsIdx 0x20002 Status FWDPLCY_NHERR_NA  
Label stack:30244 0  
Nexthop 1 1.1.2.22 outIf 3 globalIfIndex 11 globaIfInNHgrp 11  
PG ID 0  
PG ID 8
```

```
-----  
*A:Dut-A>tools>dump>router>rib-api#
```

tunnel

Syntax

tunnel *gre-tunnel-name* **stats**

tunnel *gre-tunnel-name* **temp-mtu**

Context

[\[Tree\]](#) (clear>ip tunnel)

Full Context

clear ip tunnel

Description

This command clears IP tunnel statistics.

Parameters

gre-tunnel-name

Specifies the GRE tunnel name, up to 32 characters.

stats

Clears the statistics counter for the specified tunnel.

temp-mtu

Clears temporary MTU values from the MTU propagation for the specified tunnel.

Platforms

7450 ESS, 7750 SR, 7750 SR-e, 7750 SR-s, VSR

tunnel

Syntax

tunnel {*ip-address* | *ipv6-address*} **preference** *preference* **client-tag** *client-tag* **egress-stats** [**interval** *seconds*] [**repeat** *repeat*] [{**absolute** | **rate**}]

Context

[\[Tree\]](#) (monitor>router>rib-api tunnel)

Full Context

monitor router rib-api tunnel

Description

This command monitors the egress statistics of the specified RIB-API tunnel.

Parameters

ip-address

Specifies the IPv4 address of the RIB-API tunnel up to 64 characters.

ipv6-address

Specifies the IPv6 address of the RIB-API tunnel up to 64 characters.

preference

Specifies the preference of the specified RIB-API entry.

Values 0 to 4294967295

client-tag

Specifies the client tag of the specified RIB-API entry.

Values 0 to 4294967295

egress-stats

Specifies to monitor the egress statistics of the specified RIB-API tunnel.

seconds

Configures the interval for each display in seconds.

Values 3 to 60

repeat

Configures how many times the command is repeated.

Values 1 to 999

absolute

Displays the absolute statistics of the specified RIB-API tunnel.

rate

Displays the rate-per-second statistics of the specified RIB-API tunnel.

Platforms

All

tunnel

Syntax

tunnel count

tunnel *ip-tunnel-name*

tunnel state *state*

tunnel

Context

[\[Tree\]](#) (show>ip tunnel)

Full Context

show ip tunnel

Description

This command displays IP related tunnel information.

Parameters

ip-tunnel-name

Specifies the IP tunnel name, up to 32 characters.

state

Specifies the IP tunnel state.

Values up, down

Platforms

All

23.51 tunnel-group

tunnel-group

Syntax

tunnel-group *tunnel-group-id* **association mda** *mda-id*

tunnel-group *tunnel-group-id* **association esa-vm** *esa-id/vm-id*

tunnel-group *tunnel-group-id* **[detail]**

tunnel-group *tunnel-group-id*

Context

[\[Tree\]](#) (show>isa tunnel-group)

Full Context

show isa tunnel-group

Description

Commands in this context display tunnel information.

Parameters

association

Displays association applicable to the specified tunnel group.

esa-vm

Specifies the configured ESA and ESA VM.

Values	esa-vm:	esa-id/vm-id	
		esa-id	1 to 16
		vm-id	1 to 4

mda-id

Displays information about the specified ISA.

Values	slot/mda
--------	----------

detail

Specifies the detailed ESA VM information.

tunnel-group-id

Displays information about the specified tunnel group ID.

Values	1 to 16
--------	---------

Platforms

7450 ESS, 7750 SR, 7750 SR-e, 7750 SR-s, VSR

Output

The following is an example of the tunnel group information. [Table 582: Tunnel group Fields](#) provides tunnel group descriptions.

Output Sample

```
*A:SR-12/Dut-B# show isa tunnel-group 1
=====
ISA Tunnel Groups (Multi-Active)
=====
Tunnel   Non-Active   Required   Active   Admin   Oper
GroupId  Members      Active Qty Members  State   State
-----
1         1            1          esa-1/1  Up      Up
-----
No. of ISA Tunnel Groups (Multi-Active): 1
=====
```

```
*A:SR-12/Dut-B# show isa tunnel-group 1 detail
=====
ISA Tunnel Group Information
=====
Description          : For testing ipsec/gre/ip-ip scenarios in a non-multi-
                      chassis setup
ISA Group            : 1
Admin State          : Up                Oper State          : Up
Responder-Only      : true
Non-Active Members  : (Not Specified)
Required Active Qty : 1
Active Members       : esa-1/1
Reassembly (msecs)  : 2000              ISA Chassis           : 1
Oper Flags           : (Not Specified)
Grp IPsec Tnls      : 30267             Grp IPsec Max Tnls   : 32768
Grp IP Tunnels       : 0                 Grp IP Max Tunnels   : 4096
ISA Scale Mode       : tunnel-limit-32k
Statistics Collection
  CPU Usage          : Disabled
  Gw Traffic Forward : Enabled
=====
*A:SR-12/Dut-B# show isa tunnel-group 1 association esa-vm 1/1
=====
Associated IPsec Tunnels
-----
Private Svc Tunnel          Host ISA  Oper    Delivery Svc
-----
Number of Entries: 0
-----
Associated IP Tunnels
-----
Private Svc Tunnel          Host ISA  Oper    Delivery Svc
-----
Number of Entries: 0
-----
Associated Remote-User IPsec Tunnels
-----
Public Svc  Address:Port          Host ISA          Private Svc
-----
1052        42.1.1.2:500                esa-1/1           52
1052        42.1.1.3:500                esa-1/1           52
1052        42.1.1.4:500                esa-1/1           52
1052        42.1.1.5:500                esa-1/1           52
1052        42.1.1.6:500                esa-1/1           52
1052        42.1.1.7:500                esa-1/1           52
1052        42.1.1.8:500                esa-1/1           52
1052        42.1.1.9:500                esa-1/1           52
```

Table 582: Tunnel group Fields

Label	Description
ISA Group	The ISA group ID
Admin State	The administrative state of the tunnel group
Oper state	The operational state of the tunnel group
Responder-Only	The tunnel setup under the specified tunnel group

Label	Description
Non-Active Members	The non-active ESA and ESA VM
Required Active Qty	The number of the required active members
Active Members	The active ESA and ESA VM
Reassembly (msecs)	The time of reassembly
ISA Chassis	The number of ISA chassis
Oper Flags	The operational status flag of the tunnel
Grp IPsec Tnls	The number of group IPsec tunnels
Grp IPsec Max Tnls	The maximum number of group IPsec tunnels
Grp IP Tunnels	The number of group IP tunnels
Grp IP Max Tunnels	The maximum number of group IP tunnels
ISA Scale Mode	The number of tunnels on each ISA of the tunnel group
Statistics Collection	Specifies whether statistics collection is enabled
CPU Usage	Specifies whether the CPU usage of all the processes and protocols is enabled
Gw Traffic Forward	Specifies whether the traffic forwarded on the Gw is enabled

23.52 tunnel-interface

tunnel-interface

Syntax

tunnel-interface

Context

[\[Tree\]](#) (show>router>igmp tunnel-interface)

Full Context

show router igmp tunnel-interface

Description

This command displays tunnel interface information.

Platforms

All

Output

The following is an example of IGMP tunnel interface information.

Output Sample

```
*A:Dut-C# show router igmp tunnel-interface
=====
IGMP Tunnel-Interfaces
=====
LSP/LDP      Type      SenderAddr  IfIndex      AdmState  OperState
-----
1             ldp       10.20.1.3   74218        Up        Up
2             ldp       10.20.1.3   74219        Up        Up
3             ldp       10.20.1.3   74220        Up        Up
4             ldp       10.20.1.3   74221        Up        Up
5             ldp       10.20.1.3   74222        Up        Up
-----
Interfaces : 5
=====
```

tunnel-interface

Syntax

```
tunnel-interface [ip-int-name | mt-int-name | int-ip-address] [group [grp-ip-address] source ip-address]
                 [type {starstarrp | starg | sg}] [detail] [family]
```

Context

[\[Tree\]](#) (show>router>pim tunnel-interface)

Full Context

```
show router pim tunnel-interface
```

Description

This command displays PIM tunnel interface information.

Parameters

ip-int-name

Displays information about the specified IP interface name, up to 32 characters.

mt-int-name

Displays information about the Multicast Tunnel (MT) interface for a VPRN.

Values *vprn-id-mt-grp-ip-address*

int-ip-address

Displays information about the interface IPv4 or IPv6 address.

grp-ip-address

Displays information about the IP multicast group address, or 0.

ip-address

Displays information about the source or RP IPv4 or IPv6 address.

type

Displays information about the type of entry.

Values starstarrp, starg, sg

detail

Displays detailed interface information.

family

Displays family information.

Values ipv4, ipv6

Platforms

All

Output

The following is an example of PIM tunnel interface information.

Sample Output

```
*A:Dut-C# show router pim tunnel-interface
=====
PIM Interfaces ipv4
=====
Interface                Originator Address  Adm  Opr  Transport Type
-----
mpls-if-73728             N/A                 Up   Up   Tx-IPMSI
mpls-if-73729             N/A                 Up   Up   Tx-IPMSI
mpls-if-73730             N/A                 Up   Up   Tx-IPMSI
mpls-if-73735             N/A                 Up   Up   Rx-BierInband
mpls-if-73736             N/A                 Up   Up   Tx-BierInband
-----
Interfaces : 5
=====
```

tunnel-interface

Syntax

tunnel-interface [**protocol** *protocol*] [**senderAddr** *senderAddr*] [**rootNode** *rootNode*]

Context

[Tree] (show>router tunnel-interface)

Full Context

show router tunnel-interface

Description

This command displays tunnel interface information.

Parameters

protocol

Displays information about the specified protocol.

Values ldp, rsvp

senderAddr

Displays information about the IP address of the sender.

rootNode

Displays information about the root nodes.

Values Yes, No

Platforms

All

Output

The following is an example of router tunnel interface information.

Sample Output

```
*A:Dut-C# show router tunnel-interface
=====
P2MP-RSVP P2MP-LDP Tunnel-Interfaces
=====
LSP/LDP      Type      SenderAddr  IfIndex     RootNode
-----
1             ldp       10.20.1.2   73728       No
2             ldp       10.20.1.2   73729       No
3             ldp       10.20.1.2   73730       No
4             ldp       10.20.1.2   73731       No
5             ldp       10.20.1.2   73732       No
-----
Interfaces : 5
=====
*A:Dut-B# show router tunnel-interface
=====
P2MP-RSVP P2MP-LDP Tunnel-Interfaces
=====
LSP/LDP      Type      SenderAddr  IfIndex     RootNode
-----
1             ldp       10.20.1.2   73728       Yes
2             ldp       10.20.1.2   73729       Yes
3             ldp       10.20.1.2   73730       Yes
4             ldp       10.20.1.2   73731       Yes
5             ldp       10.20.1.2   73732       Yes
-----
Interfaces : 5
```

23.53 tunnel-isa

tunnel-isa

Syntax

tunnel-isa

Context

[\[Tree\]](#) (show>isa>stats tunnel-isa)

Full Context

show isa statistics tunnel-isa

Description

Commands in this context display tunnel ISA statistics including ISA CPU usage and memory allocation failure rates.

Platforms

7450 ESS, 7750 SR, 7750 SR-e, 7750 SR-s, VSR

23.54 tunnel-member-pool

tunnel-member-pool

Syntax

tunnel-member-pool [*name*]

tunnel-member-pool *name* detail

Context

[\[Tree\]](#) (show>isa tunnel-member-pool)

Full Context

show isa tunnel-member-pool

Description

This command displays a list of configured tunnel member pools.

Parameters

name

Specifies the tunnel member pool name.

detail

Displays more information about the specified tunnel member pool.

Platforms

7450 ESS, 7750 SR, 7750 SR-e, 7750 SR-s, VSR

Output

The following is an example of tunnel member pool information. [Table 583: Tunnel Member Pool Field Descriptions](#) describes the output fields.

Sample Output

```
show>isa# tunnel-member-pool "p1" detail
=====
ISA Tunnel Member Pool : p1
Description           : (Not Specified)
Associated Tunnel Grps : 1 2
=====
Isa Members           Active In Group   Last Configuration Change
-----
1/2                   03/23/2022 13:08:28
-----
Number of Configured Entries: 1
Number of Active Entries: 0
```

Table 583: Tunnel Member Pool Field Descriptions

Label	Description
ISA Tunnel Member Pool	The name of the ISA tunnel member pool.
Description	The text description for the tunnel member pool.
Associated Tunnel Grps	The name of the tunnel groups this pool is associated with.
Isa Members	The ISA members associated with this tunnel member pool.
Active In Group	The tunnel group that the MDA is active in.
Last Configuration Change	The date and time of the last configuration change.
Number of Configured Entries	The number of configured entries.
Number of Active Entries	The number of active entries.

23.55 tunnel-qos

tunnel-qos

Syntax

tunnel-qos [**detail**]

tunnel-qos remote-ip *ip-address* [**local-ip** *ip-address*] [**detail**]

Context

[\[Tree\]](#) (show>router>wlan-gw tunnel-qos)

Full Context

show router wlan-gw tunnel-qos

Description

This command displays tunnel-QoS resource information.

Parameters

ip-address

Specifies the IPv4 address of the access point that is the source IPv4 address in the tunnel header of received packets.

Values

ipv4-address: a.b.c.d

ipv6-address : x:x:x:x:x:x:x (eight 16-bit pieces)

x:x:x:x:x:d.d.d.d

x - [0 to FFFF]H

d - [0 to 255]D

ip-address

Specifies the IPv4 address of this system that is the destination IPv4 address in the tunnel header of received packets.

Values

ipv4-address: a.b.c.d

ipv6-address : x:x:x:x:x:x:x (eight 16-bit pieces)

x:x:x:x:x:d.d.d.d

x - [0 to FFFF]H

d - [0 to 255]D

detail

Displays detailed information.

Platforms

7750 SR, 7750 SR-e, 7750 SR-s, VSR

Output

The following output is an example of soft GRE tunnel QoS information.

Sample Output

```
*A:Dut-C# show router 50 wlan-gw soft-gre-tunnel-qos
=====
Soft GRE tunnel QoS
=====
Remote IP address      : 239.0.0.2
Local IP address       : 10.1.1.1
Operational state     : active
Number of UE          : 1
Remaining hold time (s) : N/A

*A:Dut-C# show router 50 wlan-gw soft-gre-tunnel-qos detail
=====
Soft GRE tunnel QoS
=====
Remote IP address      : 239.0.0.2
Local IP address       : 10.1.1.1
Operational state     : active
Number of UE          : 1
Remaining hold time (s) : N/A
Service Access Points(SAP)
=====
Service Id            : 2147483650
SAP                   : 5/1/lo-gre:1          Encap           : q-tag
Description           : Internal SAP
Admin State           : Up                  Oper State      : Up
Flags                 : None
Multi Svc Site        : None
Last Status Change   : 03/24/2014 15:03:48
Last Mgmt Change     : 03/24/2014 15:14:00

-----
Encap Group Specifics
-----
Encap Group Name      : _tmnx_SHAPER_GR000      Group Type      : ISID
Qos-per-member       : TRUE
Members              :
1

-----
QOS
-----
E. qos-policy        : 1                      Q Frame-Based Acct: Disabled
E. Sched Policy      :                      E. Agg-limit     : -1
Limit Unused BW      : Disabled

-----
Encap Group Member 1 Base Statistics
-----
Last Cleared Time    : N/A

Forwarding Engine Stats
```

```

                Packets                Octets
For. InProf      : 0                    0
For. OutProf     : 0                    0
Dro. InProf      : 0                    0
Dro. OutProf     : 0                    0
-----
Encap Group Member 1 Queue Statistics
-----
                Packets                Octets
Egress Queue 1
For. InProf      : 0                    0
For. OutProf     : 0                    0
Dro. InProf      : 0                    0
Dro. OutProf     : 0                    0

*A:Dut-C# show router 50 wlan-gw soft-gre-tunnel-qos remote-ip 239.0.0.2
=====
Soft GRE tunnel QoS
=====
Remote IP address      : 239.0.0.2
Local IP address       : 10.1.1.1
Operational state     : active
Number of UE           : 1
Remaining hold time (s) : N/A

*A:Dut-C# show router 50 wlan-gw soft-gre-tunnel-qos remote-ip 239.0.0.2 local-ip 10.1.1.1
=====
Soft GRE tunnel QoS
=====
Remote IP address      : 239.0.0.2
Local IP address       : 10.1.1.1
Operational state     : active
Number of UE           : 1
Remaining hold time (s) : N/A

*A:Dut-C# show router 50 wlan-gw soft-gre-tunnel-qos remote-ip 239.0.0.2 local-ip 10.1.1.1
detail
=====
Soft GRE tunnel QoS
=====
Remote IP address      : 239.0.0.2
Local IP address       : 10.1.1.1
Operational state     : active
Number of UE           : 1
Remaining hold time (s) : N/A
Service Access Points(SAP)
=====
Service Id            : 2147483650
SAP                   : 5/1/lo-gre:1          Encap           : q-tag
Description           : Internal SAP
Admin State           : Up                  Oper State      : Up
Flags                  : None
Multi Svc Site        : None
Last Status Change    : 03/24/2014 15:03:48
Last Mgmt Change      : 03/24/2014 15:14:00
-----
Encap Group Specifics

```

```

-----
Encap Group Name      : _tmnx_SHAPER_GR000      Group Type      : ISID
Qos-per-member       : TRUE
Members              :
1
-----
QOS
-----
E. qos-policy        : 1                      Q Frame-Based Acct: Disabled
E. Sched Policy      :                       E. Agg-limit       : -1
                                           Limit Unused BW   : Disabled
-----
Encap Group Member 1 Base Statistics
-----
Last Cleared Time    : N/A

Forwarding Engine Stats
                    Packets                    Octets

For. InProf          : 0                      0
For. OutProf         : 0                      0
Dro. InProf          : 0                      0
Dro. OutProf         : 0                      0
-----
Encap Group Member 1 Queue Statistics
-----
                    Packets                    Octets

Egress Queue 1
For. InProf          : 0                      0
For. OutProf         : 0                      0
Dro. InProf          : 0                      0
Dro. OutProf         : 0                      0
  
```

23.56 tunnel-selection-blacklist

tunnel-selection-blacklist

Syntax

tunnel-selection-blacklist

Context

[Tree] (clear>router>l2tp>tunnel tunnel-selection-blacklist)

[Tree] (clear>router>l2tp tunnel-selection-blacklist)

[Tree] (clear>router>l2tp>group>tunnel tunnel-selection-blacklist)

[Tree] (clear>router>l2tp>group tunnel-selection-blacklist)

Full Context

clear router l2tp tunnel tunnel-selection-blacklist

clear router l2tp tunnel-selection-blacklist


```
clear router l2tp group tunnel tunnel-selection-blacklist  
clear router l2tp group tunnel-selection-blacklist
```

Description

This command purges tunnels from the L2TP tunnel selection denylist.

Platforms

7450 ESS, 7750 SR, 7750 SR-a, 7750 SR-e, 7750 SR-s, VSR

tunnel-selection-blacklist

Syntax

```
tunnel-selection-blacklist
```

Context

[\[Tree\]](#) (clear>router>l2tp>peer tunnel-selection-blacklist)

Full Context

```
clear router l2tp peer tunnel-selection-blacklist
```

Description

This command purges peers from the L2TP tunnel selection denylist.

Platforms

7450 ESS, 7750 SR, 7750 SR-a, 7750 SR-e, 7750 SR-s, VSR

23.57 tunnel-setup-rate

tunnel-setup-rate

Syntax

```
tunnel-setup-rate gateway name [history-stats-in-count count] [history-stats-in-min minutes]  
[current]
```

```
tunnel-setup-rate [history-stats-in-count count] [history-stats-in-min minutes] [current] esa-vm esa-  
id/vm-id
```

```
tunnel-setup-rate tunnel-type tunnel-type gateway name [history-stats-in-count count] [history-stats-  
in-min minutes] [current] [show-oid]
```

```
tunnel-setup-rate isa mda [history-stats-in-count count] [history-stats-in-min minutes] [current]
```

```
tunnel-setup-rate tunnel-type tunnel-type isa mda [history-stats-in-count count] [history-stats-in-min  
minutes] [current] [show-oid]
```

```

tunnel-setup-rate system [history-stats-in-count count] [history-stats-in-min minutes] [ current]
tunnel-setup-rate tunnel-type tunnel-type system [ history-stats-in-count count] [history-stats-in-min minutes] [ current] [ show-oid]
tunnel-setup-rate tunnel-group tunnel-group-id [ history-stats-in-count count] [history-stats-in-min minutes] [ current]
tunnel-setup-rate tunnel-type tunnel-type tunnel-group tunnel-group-id [history-stats-in-count count] [history-stats-in-min minutes] [ current] [ show-oid]
tunnel-setup-rate tunnel-type tunnel-type [ history-stats-in-count count] [history-stats-in-min minutes] [ current] [ show-oid] esa-vm esa-id/vm-id
  
```

Context

[\[Tree\]](#) (show>isa>stats>ipsec-stats tunnel-setup-rate)

Full Context

```
show isa statistics ipsec-stats tunnel-setup-rate
```

Description

This command displays IPsec tunnel setup rate statistics of the specified scope.

The system collects statistics every hour for the last 24 hour period per wall clock. A current value is also included in the output.

This command supports following scopes:

- per system
- per ISA
- per tunnel group
- per IPsec GW

The statics include the following setup rates:

- static tunnel
- dynamic LAN-to-LAN tunnel
- remote access tunnel
- all types of tunnel

The start time indicates the starting timestamp of measurement. The sampling duration indicates the duration of measurement.

Parameters

name

Displays information about the name of the IPsec GW up to 32 characters in length.

mda

Displays information about the specified ISA.

Values slot/mda

tunnel-group-id

Displays information about the specified tunnel group ID.

Values 1 to 16

count

Displays information for the number of statistics intervals to be displayed (starting with the most recent).

Values 1 to 24

minutes

Displays information about the specified period covered by the statistics to be displayed (starting with the most recent).

Values 1 to 1440

type

Displays information about the specified tunnel type associated with this IPsec GW.

Values all, sl2l, dl2l, ra

current

Displays information about the current statistic value. The values of count and minutes are ignored by the system once this parameter is specified.

show-oid

Displays information about the OID of the current statistical value.

esa-vm

Displays the ID of the configured ESA and ESA VM.

Values	esa-vm:	<i>esa-id/vm-id</i>	
		<i>esa-id</i>	1 to 16
		<i>vm-id</i>	1 to 4

Platforms

7450 ESS, 7750 SR, 7750 SR-e, 7750 SR-s, VSR

23.58 tunnel-table

tunnel-table

Syntax

tunnel-table summary [ipv4 | ipv6]

tunnel-table [*ip-prefix/mask*] [**protocol** *protocol*] [**alternative**] [**ipv4** | **ipv6**] [**detail**] [**instance** *instance-id*]

tunnel-table mpls-tp

tunnel-table [*ip-prefix/mask*] **sdp** *sdp-id*

Context

[\[Tree\]](#) (show>router tunnel-table)

Full Context

show router tunnel-table

Description

This command displays tunnel table information.

Auto-bind GRE tunnels are not displayed in the **show** command output. GRE tunnels are not the same as SDP tunnels that use the GRE encapsulation type. When the **auto-bind-tunnel** command is used when configuring a VPRN service, it means the MP-BGP NH resolution is referring to a core routing instance for IP reachability. For a VPRN service this object specifies the lookup to be used by the routing instance if no SDP to the destination exists.

Parameters

summary

Displays summary tunnel table information.

ip-prefix/mask

Displays the specified destination IP address and mask of the table tunnel.

Values for ipv4-prefix: a.b.c.d (host bits must be 0)
for ipv4-prefix-le: 0 to 32
for ipv6-prefix:

- x:x:x:x:x:x:x (eight 16-bit pieces)
- x:x:x:x:x:d.d.d.d
- x: [0 to FFFF] H
- d: [0 to 255] D

for ipv6-prefix-le: 0 to 128

ipv4

Displays only tunnel table information for IPv4 addresses.

ipv6

Displays only tunnel table information for IPv6 addresses.

protocol

Displays LDP protocol information.

Values bgp, bgp-epe, fpe, isis, ldp, mpls-fwd-policy, ospf, ospf3, rib-api, rsvp, sdp, sr-policy, sr-te, srv6-isis, srv6-policy, udp



Note:

It is possible that a specific platform only supports a subset of the above protocol values.

alternative

Displays backup route details.

detail

Displays detailed information.

instance-id

Specifies the IGP instance of the tunnel table

- Values**
- For isis — 0 to 127
 - For ospf — 0 to 31
 - For ospfv3 —
 - 0 to 31 (when ospfv3 is used for IPv6)
 - 64 to 95 (when ospfv3 is used for IPv4)



Note:

It is possible that a specific platform only supports a subset of the above values.

mpls-tp

Displays MPLS TP tunnel table information.

sdp-id

Displays information pertaining to the specified SDP.

- Values** 1 to 17407

Platforms

All

Output

The following outputs are examples of tunnel table information, and [Table 584: Show Tunnel Table Field Descriptions](#) describes the output fields.

Sample Output

```
*A:ALA-12>config>service# show router 3 tunnel-table
=====
Tunnel Table
=====
Destination      Owner  Encap  Tunnel Id  Pref  NexthopMetric
-----
10.0.0.1/32     sdp    GRE    10      5     10.0.0.1      0
10.0.0.1/32     sdp    GRE    21      5     10.0.0.1      0
10.0.0.1/32     sdp    GRE    31      5     10.0.0.1      0
10.0.0.1/32     sdp    GRE    41      5     10.0.0.1      0
=====
```

```

*A:ALA-12>config>service# show router 3 tunnel-table summary
=====
Tunnel Table Summary (Router: Base)
=====
-----
Active                Available
-----
LDP                   1                1
SDP                   1                1
=====

*A:Dut-C# show router tunnel-table protocol  srv6-policy ipv6
=====
IPv6 Tunnel Table (Router: Base)
=====
Destination                Owner      Encap TunnelId  Pref
NextHop                    Color      Metric
-----
3ffe::a14:102/128          srv6-pol  SRV6  917510  14
  fpe_1.a                  10        0
-----
Flags: B = BGP or MPLS backup hop available
       L = Loop-Free Alternate (LFA) hop available
       E = Inactive best-external BGP route
       k = RIB-API or Forwarding Policy backup hop
=====

*A:Dut-C# show router tunnel-table protocol srv6-policy ipv6 detail
=====
Tunnel Table (Router: Base)
=====
Destination      : 3ffe::a14:102/128
NextHop          : fpe_1.a
NextHop Weight   : 1
Tunnel Flags     : has-color
Age              : 00h09m47s      Color           : 10
CBF Classes     : (Not Specified)
Owner            : srv6-pol      Encap            : SRV6
Tunnel ID        : 917510      Preference       : 14
Tunnel SRV6 SID  : 2222:2:2:2:0:a:: Tunnel Metric    : 0
Tunnel MTU       : -           Max Label Stack  : 1
-----
Number of tunnel-table entries      : 1
Number of tunnel-table entries with LFA : 0
=====

```

Table 584: Show Tunnel Table Field Descriptions

Label	Description
Destination	The destination address and mask of the route
Owner	The tunnel owner
Encap	The encapsulation type of the tunnel
Tunnel ID	The tunnel (SDP) identifier

Label	Description
Pref	The route preference for routes learned from the configured peer or peers
Nexthop	The next hop for the destination of the route
Metric	The route metric value for the route

Sample Output for SR-TE

The following outputs are examples of tunnel-table protocol detail information. [Table 585: Show Tunnel Table Protocol Detail Field Descriptions](#) describes the output fields.

```
*B:Dut-C>config>router>mpls# show router tunnel-table protocol sr-te detail
```

```
=====
Tunnel Table (Router: Base)
=====
```

```
Destination : 10.20.1.6/32
NextHop : 10.180.11.4 (524667, ospf (0))
Tunnel Flags : is-over-tunnel entropy-label-capable
Age : 00h00m55s
CBF Classes : (Not Specified)
Owner       : sr-te           Encap       : MPLS
Tunnel ID   : 655362          Preference  : 8
Tunnel Label : 1048538         Tunnel Metric : 2000
Tunnel MTU  : 1492           Max Label Stack : 7
LSP Weight  : 4000
```

```
-----
Destination : 10.20.1.6/32
NextHop : 10.181.11.4 (524668, ospf (0))
Tunnel Flags : is-over-tunnel entropy-label-capable
Age : 00h00m55s
CBF Classes : (Not Specified)
Owner       : sr-te           Encap       : MPLS
Tunnel ID   : 655363          Preference  : 8
Tunnel Label : 1048537         Tunnel Metric : 2000
Tunnel MTU  : 1492           Max Label Stack : 7
LSP Weight  : 80
```

```
-----
Destination : 10.20.1.6/32
NextHop : 10.182.11.4 (524669, ospf (0))
Tunnel Flags : is-over-tunnel entropy-label-capable
Age : 00h00m54s
CBF Classes : (Not Specified)
Owner       : sr-te           Encap       : MPLS
Tunnel ID   : 655364          Preference  : 8
Tunnel Label : 1048536         Tunnel Metric : 2000
Tunnel MTU  : 1492           Max Label Stack : 7
LSP Weight  : 240
```

```
-----
Destination : 10.20.1.6/32
NextHop : 10.183.11.4 (524670, ospf (0))
Tunnel Flags : is-over-tunnel entropy-label-capable
Age : 00h00m53s
CBF Classes : (Not Specified)
Owner       : sr-te           Encap       : MPLS
Tunnel ID   : 655365          Preference  : 8
Tunnel Label : 1048535         Tunnel Metric : 2000
Tunnel MTU  : 1492           Max Label Stack : 7
LSP Weight  : 800
```

```
-----
Number of tunnel-table entries      : 4
Number of tunnel-table entries with LFA : 0
=====
```

Sample Output for BGP EPE

```
A:Dut-C# show router tunnel-table protocol bgp-epe detail

=====
Tunnel Table (Router: Base)
=====
Destination      : 10.11.13.1/32
NextHop          : 10.11.13.1
Tunnel Flags     : is-adjacency-tunnel
Age              : 00h02m02s
CBF Classes      : (Not Specified)
Owner            : bgp-epe                Encap           : MPLS
Tunnel ID        : 524320                 Preference      : 0
Tunnel Label     : 3                     Tunnel Metric   : 0
Tunnel MTU       : -                     Max Label Stack: 0
-----
Destination      : 10.12.13.1/32
NextHop          : 10.12.13.1
Tunnel Flags     : is-adjacency-tunnel
Age              : 00h02m02s
CBF Classes      : (Not Specified)
Owner            : bgp-epe                Encap           : MPLS
Tunnel ID        : 524321                 Preference      : 0
Tunnel Label     : 3                     Tunnel Metric   : 0
Tunnel MTU       : -                     Max Label Stack: 0
-----
Destination      : 10.20.1.1/32
NextHop          : 10.11.13.1
Tunnel Flags     : (Not Specified)
Age              : 00h02m02s
CBF Classes      : (Not Specified)
Owner            : bgp-epe                Encap           : MPLS
Tunnel ID        : 524322                 Preference      : 0
Tunnel Label     : 3                     Tunnel Metric   : 0
Tunnel MTU       : -                     Max Label Stack: 0
-----
Destination      : 10.20.1.1/32
NextHop          : 10.12.13.1
Tunnel Flags     : (Not Specified)
Age              : 00h02m02s
CBF Classes      : (Not Specified)
Owner            : bgp-epe                Encap           : MPLS
Tunnel ID        : 524322                 Preference      : 0
Tunnel Label     : 3                     Tunnel Metric   : 0
Tunnel MTU       : -                     Max Label Stack: 0
-----
Number of tunnel-table entries      : 4
Number of tunnel-table entries with LFA : 0
=====
```

Table 585: Show Tunnel Table Protocol Detail Field Descriptions

Label	Description
Destination	The destination address and mask of the route

Label	Description
NextHop	The next hop for the destination of the route
Tunnel Flags	The flags set for this tunnel
Age	The tunnel age
CBF Classes	The Class-Based Forwarding (CBF) classes for the tunnel
Owner	The tunnel owner
Encap	The tunnel encapsulation type
Tunnel ID	The tunnel (SDP) identifier
Preference	The route preference for routes learned from the configured peer or peers
Tunnel Label	The tunnel label
Tunnel Metric	The route metric value for the route
Tunnel MTU	The maximum transmission unit (MTU) of the tunnel
Max Label Stack	The maximum number of labels that can be added onto an existing MPLS header
LSP Weight	The LSP weight

23.59 tunnel-template

tunnel-template

Syntax

tunnel-template [*ipsec-template-identifier*]

tunnel-template *ipsec-template-identifier* **association** [**all**]

Context

[\[Tree\]](#) (show>ipsec tunnel-template)

Full Context

show ipsec tunnel-template

Description

This command displays IPsec tunnel template information.

Parameters

ipsec template identifier

Displays an existing IPsec tunnel template ID.

Values 1 to 2048

Platforms

7450 ESS, 7750 SR, 7750 SR-e, 7750 SR-s, VSR

Output

The following is an example output for the **show ipsec tunnel-template** command.

Sample Output

```
*A:ALA-48>config>ipsec# show ipsec tunnel-template 1
=====
IPsec Tunnel Template
=====
Id      Trnsfrm1  Trnsfrm2  Trnsfrm3  Trnsfrm4  ReverseRoute  ReplayWnd
-----
1       1         none      none      none      useSecurityPolicy 128
-----
Number of templates: 1
=====
*A:ALA-48>config>ipsec#
```

23.60 tunnels

tunnels

Syntax

tunnels [**local-ip** *ip-address*] [**remote-ip** *ip-address*] [**isa-group** *wlan-gw-group-id*] [**member** [1 to 255]] [**summary**] [**detail**]

tunnels local-ip *ip-address* **remote-ip** *ip-address* **ue**

Context

[\[Tree\]](#) (show>router>wlan-gw tunnels)

Full Context

show router wlan-gw tunnels

Description

This command displays tunnel operation information.

Parameters

ip-address

Specifies the local IP address of this system that is the destination IP address in the tunnel header of received packets.

Values

ip-address:	ipv4-address - a.b.c.d
ipv6-address :	x:x:x:x:x:x:x (eight 16-bit pieces)
	x:x:x:x:x:d.d.d.d
	x - [0 to FFFF]H
	d - [0 to 255]D

ip-address

Specifies the remote IP address of the access point that is the source IP address in the tunnel header of received packets.

Values

ip-address:	ipv4-address - a.b.c.d
ipv6-address :	x:x:x:x:x:x:x (eight 16-bit pieces)
	x:x:x:x:x:d.d.d.d
	x - [0 to FFFF]H
	d - [0 to 255]D

wlan-gw-group-id

Specifies the identifier of the WLAN gateway ISA group that terminates GRE for this group interface.

Values 1 to 4

member

Specifies the identifier of this WLAN gateway ISA group member.

Values 1 to 255

summary

Displays a summary of the specified parameter.

detail

Displays detailed information.

ue

Displays information for the specified User Equipment.

Platforms

7750 SR, 7750 SR-e, 7750 SR-s, VSR

Output

The following output is an example of WLAN-GW tunnel information.

Sample Output



Note:

The remote/local IP addresses are locally generated for VLAN tunnels.

```
show router 50 wlan-gw tunnels
=====
Access Point tunnels
=====
Remote IP address      : fe80::3e8f:ffff:fe00:1901
Local IP address       : fe80::ff:fe02:202
ISA group ID          : 1
ISA group member ID   : 4
Time established       : 2015/01/07 17:42:01
Number of UE          : 1
Access Point MAC       : 00:00:00:00:00:05
AP MAC learn failed   : false
Encapsulation         : vlan
VLAN tag 1            : 1000
VLAN tag 2            : (None)
-----
No. of tunnels: 1
=====
```

tunnels

Syntax

```
tunnels [router router-name] [remote-ip ip-address] [local-ip ip-address] [encapsulation encap [encap]
  [qtag1 qtag] [qtag2 qtag] [ap-sap sap-id] [min-num-ue minimum] [max-num-ue maximum] [ap-
mac-learn-failed { true | false}] [get-num-results] [addr-family family] [ue-type ue-type [ue-type]]
```

Context

[\[Tree\]](#) (show>subscr-mgmt>wlan-gw tunnels)

Full Context

```
show subscriber-mgmt wlan-gw tunnels
```

Description

This command displays all the WLAN-GW tunnels matching the specified criteria. Unlike the similar command in the **show>router>vprn** context, this command also includes information on tunnels containing ISA-only UEs such as migrant, DSM and I2-wholesale.

Parameters

router-name

Specifies the name or ID of the router where the tunnel terminates.

ip-address

Specifies the IPv4 or IPv6 address indicating one, or both, of the tunnel endpoint IP addresses.

encap

Specifies up to three tunnel encapsulation types, for example GRE, L2TP, or VLAN.

qtag

Specifies the Q-tags specifying the I2-ap-delimiting tags.

sap-id

Specifies the SAP-ID of the I2-ap SAP.

minimum

Specifies the minimum number of UEs on the tunnel, after applying the UE type filter.

maximum

Specifies the maximum number of UEs on the tunnel, after applying the UE type filter.

ap-mac-learn-failed true | false

Filters the results to display only tunnels that have learned the AP-MAC (**false**) or have not learned the AP-MAC (**true**).

get-num-results

Displays the total number of tunnels at the end of each tunnel record.

family

Specifies the tunnel's IP family type (IPv4 or IPv6).

ue-type

Filters up to five display based on the presence of specified UE types and is used in conjunction with **min-num-ue** and **max-num-ue**.

Values migrant, dsm, l2w, esm, or xcon

Platforms

7750 SR, 7750 SR-e, 7750 SR-s, VSR

Output

The following is an example of WLAN-GW tunnels.

Sample Output

```
Node# show subscriber-mgmt wlan-gw tunnels
=====
Access Point tunnels
=====
Router                : 50
Encapsulation         : gre
Remote IP address     : 192.0.2.1
Local IP address      : 192.0.2.2
-----
First move time       : N/A
ISA group ID          : 1
ISA member ID         : 3
Interface             : grp-vprn_ue-2/1/2:50
Interface Service ID  : 4
AP MAC address        : 00:53:00:00:00:05
```

```
AP MAC learn failed      : false
AP SAP                  : (Unknown)
Remote UDP port         : N/A
Tag 1                   : N/A
Tag 2                   : N/A
No. of UE               : 1
No. of migrant UE      : 0
No. of DSM UE          : 1
No. of layer-2 wholesale UE : 0
No. of cross-connect UE : 0
No. of ESM UE          : 0
-----
No. of Access point tunnels: 1
=====
```

23.61 twamp

twamp

Syntax

twamp

Context

[\[Tree\]](#) (show>test-oam twamp)

Full Context

show test-oam twamp

Description

Commands in this context display TWAMP information.

Platforms

7450 ESS, 7750 SR, 7750 SR-a, 7750 SR-e, 7750 SR-s, 7950 XRS

twamp

Syntax

twamp

Context

[\[Tree\]](#) (clear>test-oam twamp)

Full Context

clear test-oam twamp

Description

This command clears Two-Way Active Measurement Protocol statistics.

Platforms

7450 ESS, 7750 SR, 7750 SR-a, 7750 SR-e, 7750 SR-s, 7950 XRS

```
twamp
```

Syntax

```
twamp
```

Context

[\[Tree\]](#) (tools>dump>test-oam twamp)

Full Context

```
tools dump test-oam twamp
```

Description

This command dumps TWAMP information.

Platforms

7450 ESS, 7750 SR, 7750 SR-a, 7750 SR-e, 7750 SR-s, 7950 XRS

23.62 twamp-light

```
twamp-light
```

Syntax

```
twamp-light
```

Context

[\[Tree\]](#) (show>test-oam>twamp twamp-light)

Full Context

```
show test-oam twamp twamp-light
```

Description

Commands in this context display TWAMP-Light information.

Platforms

7450 ESS, 7750 SR, 7750 SR-a, 7750 SR-e, 7750 SR-s, 7950 XRS

twamp-light

Syntax

twamp-light

Context

[Tree] (show>service>id twamp-light)

[Tree] (show>router twamp-light)

Full Context

show service id twamp-light

show router twamp-light

Description

This command displays TWAMP Light reflector information for either the base router or a specific service.

Platforms

7450 ESS, 7750 SR, 7750 SR-a, 7750 SR-e, 7750 SR-s, 7950 XRS

Output

The following output is an example of TWAMP Light information, and [Table 586: Output Fields: TWAMP Light](#) describes the output fields.

Sample Output

```
show router twamp-light
-----
TWAMP-Light Reflector
-----
Admin State           : Up                UDP Port           : 862
IPv6 UDP Checksum 0   : Allow
Description           : (Not Specified)
Up Time               : 0d 00:02:24
Test Frames Received : 0                Test Frames Sent  : 0
-----
TWAMP-Light Reflector Prefixes
-----
Prefix                Description
-----
172.16.1.0/24
-----
No. of TWAMP-Light Reflector Prefixes: 1
-----

show service id 500 twamp-light
-----
TWAMP-Light Reflector
```



```

-----
Admin State      : Up                UDP Port       : 862
IPv6 UDP Checksum 0 : Disallow
Description     : TWAMP Light reflector VPRN 500
Up Time        : 0d 01:47:12
Test Frames Received : 6431          Test Frames Sent : 6431
-----
TWAMP-Light Reflector Prefixes
-----
Prefix          Description
-----
10.2.1.1/32     Process only 10.2.1.1 TWAMP Light
                Packets
172.16.1.0/24   Process all 172.16.1.0 TWAMP
                Light packets
-----
No. of TWAMP-Light Reflector Prefixes: 2
-----

```

Table 586: Output Fields: TWAMP Light

Label	Description
TWAMP Light Reflector	
Admin State	The administrative state of the reflector Up — The server or prefix is administratively enabled (no shutdown) in configuration Down — The server or prefix is administratively disabled (shutdown) in configuration
UDP Port	The UDP port that the reflector is listening on for test packets
IPv6 UDP Checksum 0	The processing of received IPv6 UDP checksum 0 packets is either allowed or disallowed
Up Time	The time since the server process was started, measured in days (d), hours, minutes, and seconds
Test Frames Received	The total number of TWAMP Light test packets received from session senders on the reflector
Test Frames Sent	The total number of TWAMP Light test packets transmitted by the reflector to session senders
Prefix	A list of prefixes from which the reflector allows TWAMP Light tests
Description	The configured description for the prefix

twamp-light

Syntax

twamp-light [*interval seconds*] [*repeat repeat*] [*absolute | rate*] [*delay | loss*]

Context

[\[Tree\]](#) (monitor>oam-pm>session twamp-light)

Full Context

monitor oam-pm session twamp-light

Description

This command monitors the IP Two Way Active Measurement Protocol Light (TWAMP Light) statistics for the specified test's raw measurement interval.

Parameters

seconds

Specifies the time interval, in seconds.

Values 3 to 60

Default 10

repeat

Specifies the number of times the command is repeated.

Values 1 to 999

Default 10

absolute

Specifies that the raw statistics are displayed, without processing. No calculations are performed on the delta or rate statistics.

rate

Specifies that the rate-per-second is displayed.

Default delta

delay

Specifies the delay metrics are displayed.

Default delay

loss

Specifies the loss metrics are displayed.

Platforms

7450 ESS, 7750 SR, 7750 SR-a, 7750 SR-e, 7750 SR-s, 7950 XRS

twamp-light

Syntax

twamp-light

Context

[\[Tree\]](#) (show>oam-pm>stats>session twamp-light)

Full Context

show oam-pm statistics session twamp-light

Description

This command selects the session's TWAMP-light test for the statistical display.

Platforms

7450 ESS, 7750 SR, 7750 SR-a, 7750 SR-e, 7750 SR-s, 7950 XRS

24 u Commands

24.1 ue

ue

Syntax

ue [*ieee-address*] [**detail**]

Context

[\[Tree\]](#) (show>call-trace>wlan-gw ue)

Full Context

show call-trace wlan-gw ue

Description

This command gives an overview of either all traces or a specific trace on the WLAN-GW.

Parameters

ieee-address

Displays information about the MAC address of this UE.

detail

Displays detailed information about the job.

Platforms

7450 ESS, 7750 SR, 7750 SR-a, 7750 SR-e, 7750 SR-s, VSR

Output

The following output is an example of traces of the UE being monitored.

Sample Output

```
Node# show call-trace hosts
=====
Call-trace hosts
=====
MAC address Mask-name      Status      Msgs
-----
00:0a:95:9d:68:16 N/A                running    16
-----
Number of call-trace debug jobs: 1
=====
```

```

Node# show call-trace hosts detail
=====
Call-trace detail
=====
MAC address           : 00:0a:95:95:34:0a           Status : running
      Capture format  : pcap
Nr. of captured msgs  : 4 Time limit      : 86400s
Size of captured msgs : 2620B Data limit   : 10MB
Started : NOV 12 2013, 15:28:17 UTC
Live output : N/A
-----
  
```

ue

Syntax

ue [*vlan qtag*] [*mpls-label label*] [*retail-svc-id service-id*] [*ssid service-set-id*] [*previous-access-point ip-address*] [*bd bridge-id*]

ue mac *ieee-address* [*bd bridge-id*]

Context

[\[Tree\]](#) (show>subscr-mgmt>wlan-gw ue)

Full Context

show subscriber-mgmt wlan-gw ue

Description

This command displays User Equipment (UE) information.

Parameters

qtag

Displays information about the VLAN Q-tag present in the traffic received from this UE.

Values 1 to 4095

label

Displays information about the MPLS label present in the traffic received from this UE.

service-id

Specifies an existing service ID. If no *svc-id* is specified then it indicates that the interface is a network interface in the Base router instance.

Values {*id* | *svc-name*}

id: 1 to 2147483647

svc-name: Specifies an existing service name, up to 64 characters (*svc-name* is an alias for input only. The *svc-name*

gets replaced with an id automatically by SR OS in the configuration)

service-set-id

Displays information about the Service Set ID (SSID) of this UE.

ip-address

Displays information about the IP address of the previous Access Point (AP) of this UE.

bridge-id

Displays specified HLE bridge domain information of this UE.

Values 1 to 4294967295

ieee-address

Displays information about the MAC address of this UE.

Values xx:xx:xx:xx:xx:xx or xx-xx-xx-xx-xx-xx

Platforms

7750 SR, 7750 SR-e, 7750 SR-s, VSR

Output

The following displays WLAN-GW information.

Sample Output

```
System# show subscriber-mgmt wlan-gw ue
=====
User Equipments
=====
MAC address           : 00:02:00:00:00:39
-----
VLAN Q-tag            : 1
MPLS label            : (Not Specified)
Tunnel router         : 50
Tunnel remote IP address : 20C9::7:1:2
Tunnel local IP address  : 2032::1:1:7
Retail service        : N/A
SSID                  : 1
Previous Access Point IP : (Not Specified)
IMSI                  : (Not Specified)
Last move time        : 2013/07/02 07:45:31
-----
No. of UE: 1
=====
System#
```

ue

Syntax

```
ue [wlan-gw-group wlan-gw-group-id] [mda mda-id] [next-index index] [summary] [detail] [bd bridge-id] [ue-mac ieee-address] [ue-vlan vlan] [state-description state] [tunnel-router router-instance] [tunnel-source-ip ip-address] [tunnel-destination-ip ip-address] [tunnel-type tunnel-type] [ue-ip ipv4-address] [dhcp6-addr ipv6-address] [slaac-prefix ipv6-address] [aggregate-summary] [soft-quota-exhausted]
```

Context

[\[Tree\]](#) (tools>dump>wlan-gw ue)

Full Context

```
tools dump wlan-gw ue
```

Description

This command dumps User Equipment (UE) information.

The **summary** option displays a count of UEs per ISA and the **aggregate-summary** displays a count of matched UEs over the whole WLAN-GW.

Platforms

7750 SR, 7750 SR-e, 7750 SR-s, VSR

Output

This command displays UE information.

Sample Output

```
/tools dump wlan-gw ue detail ue-mac 00:02:00:00:00:19
=====
Matched 1 session on Slot #1 MDA #3
=====
Bridge Domain      : 0
UE-Mac             : 00:02:00:00:00:19      UE-vlan           : 3600
UE IP Addr         : N/A
UE Timeout         : N/A
DHCPv6 Timeout    : 3598 sec                SLAAC Timeout     : N/A
DHCPv6 IA-NA ID   : 0x00000001              RA Timeout        : 1303 sec
DHCPv6 Addr       : 4ffd:100:2d::1
SLAAC Prefix      : N/A
Description        : DSM-user
Auth/CoA-time     : 06/17/2021 07:18:10    Retail Service    : 300
Tunnel MDA/VM     : 1/3                    Tunnel Router     : 50
Shaper            : Default
Tunnel Src IP     : 20c9::2:0:2
Tunnel Dst IP     : 2032::1:1:3
Tunnel Type       : L2TPv3                  Tunnel Class      : Access
L2TPv3 Session    : 0x0                    L2TPv3 Src Port  : 1000
L2TPv3 Cookie     : 0x5
Anchor SAP        : 1/3/nat-out-ip:2049.2
Remote Type       : N/A                    Remote Service    : N/A
Remote Src IP     : N/A
Remote Dst IP     : N/A
```

```

AP-Mac      : 00:00:00:00:00:05    AP-RSSI     : Unknown
AP-SSID     : "1"
Last-forward : 06/17/2021 07:18:12  Last-move   : 06/17/2021 07:18:10
Session Timeout : 06/17/2021 07:34:52  Idle Timeout : 1000 sec
Acct Update   : 06/17/2021 07:18:12  Acct Interval : 300 sec
Acct Session-Id : 01-02-00-00-00-19-00-00-00-01
Acct Policy   : wifi_isa_radius
NAT Policy    : migrant_nat_300
Redirect Policy : N/A
IP Filter     : N/A
App-profile   : N/A
Rx Oper PIR   : N/A                Rx Oper CIR   : N/A
Tx Oper PIR   : N/A                Tx Oper CIR   : N/A
Rx Frames     : 4                  Rx Octets     : 628
Tx Frames     : 2                  Tx Octets     : 466
Quota Direction : Both
Hard Octets   : N/A                Soft Octets   : N/A
-----
=====
No sessions on Slot #1 MDA #4 match the query
No sessions on Slot #2 MDA #1 match the query
No sessions on Slot #2 MDA #2 match the query
  
```

24.2 un-sid

un-sid

Syntax

un-sid [mt {0 | 2}] [**prefix** *ipv6-prefix*[/*prefix-length*]] [**adv-router** *system-id* | *hostname*] [**algo** *algo-id*]

Context

[Tree] (show>router>isis>srv6 un-sid)

Full Context

show router isis segment-routing-v6 un-sid

Description

This command displays IS-IS SRv6 uN SIDs.

Parameters

ipv6-prefix[/***prefix-length***]

Displays routes only matching the specified IP address and length.

Values *ipv6-prefix*[/*prefix*]: x:x:x:x:x:x:x (eight 16-bit pieces)

x:x:x:x:x:d.d.d.d

x: [0 to FFFF]H

d: [0 to 255]D

prefix-length: 1 to 128

system-id | hostname

Displays information for the specific IS-IS advertising router. The host name can be up to 38 characters.

algo-id

Displays information for the specified algorithm.

Values 0 to 255

Platforms

7450 ESS, 7750 SR, 7750 SR-s, 7950 XRS, VSR

Output

Table 587: uN SID Output describes the uN SID output fields.

Use the following command to display uN SID information.

```
show router isis segment-routing-v6 un-sid
```

Sample Output

```
=====
Rtr Base ISIS Instance 0 SRv6 uN SID Table
=====
Prefix                               AdvRtr           MT      Lvl/Typ
Sid                                  Behavior         Flags   Algo
-----
110::/96                             Dut-A            0       1/Int.
110::/96                             End PSP          -       128
=====
```

Table 587: uN SID Output

Label	Description
Prefix	Displays the prefix
AdvRtr	Displays the advanced router information
MT	Displays the MT information
Lvl/Typ	Displays the level or type information
SID	Displays the Segment ID
Behavior	Displays the behavior information
Flags	Displays the flag information
Algo	Displays the algorithm information

24.3 uni

uni

Syntax

uni [*port-id*]

Context

[\[Tree\]](#) (show>elmi uni)

Full Context

show elmi uni

Description

This command displays information about E-LMI mode, status, number of EVCs (SAPs) configured on the port for all of the ports on the service router.

Parameters

port-id

Displays UNI information for the specified port.

Values *slot/mda/port*

Platforms

All

Output

The following output is an example of elmi uni information.

Sample Output: show elmi uni

```
*A:Dut-C# show elmi uni
=====
ELMI UNI-N Table
=====
Port      Mode  Status  #Evcs  Uni Identifier
-----
1/1/1     None  Up       0       10/100 Ethernet TX
1/1/2     None  Up       0       port-21
1/1/3     None  Up       0       10/100 Ethernet TX
1/1/4     None  Up       0       10/100 Ethernet TX
1/1/5     Uni-N Up       2       UNI115
1/1/6     None  Up       0       10/100 Ethernet TX
1/1/7     None  Up       0       10/100 Ethernet TX
1/1/8     None  Up       0       10/100 Ethernet TX
1/1/9     None  Up       0       10/100 Ethernet TX
1/1/10    None  Up       0       10/100 Ethernet TX
1/1/11    None  Up       0       10/100 Ethernet TX
```

```

1/1/12  None  Up    0    10/100 Ethernet TX
1/1/13  None  Up    0    10/100 Ethernet TX
1/1/14  None  Up    0    10/100 Ethernet TX
1/1/15  None  Up    0    10/100 Ethernet TX
1/1/16  None  Up    0    10/100 Ethernet TX
1/1/17  None  Up    0    10/100 Ethernet TX
...
=====
*A:Dut-C#

*A:Dut-C# show elmi uni 1/1/5
=====
Uni-N Detailed Information
=====
Uni Mode      : Uni-N                Link Status      : Up
Uni Identifier: UNI115
T391          : 10 seconds          T392             : 15 seconds
N393          : 4                  UniType          : Bundling
Rx Enq. Time  : 02/18/2010 17:11:44 Tx Status Time   : 02/18/2010 17:11:44
Rx Enq Msg    : 24                  Tx Status Msg    : 24
Rx Check Time : 02/18/2010 17:12:34 Tx Check Time    : 02/18/2010 17:12:34
Rx Inv. SeqNum: 0                  Tx Async Status Msg : 0
Enq Timeouts  : 0                  Discard Msg      : 0
=====
*A:Dut-C#
  
```

24.4 unicast

unicast

Syntax

unicast [*router router-instance* | **service-name** *service-name*]

Context

[\[Tree\]](#) (show>system>ptp unicast)

Full Context

show system ptp unicast

Description

This command displays unicast negotiation information.

Parameters

router-instance

Shows only the information for a specific router instance.

Values router-name – Base
 vprn-svc-id – 1 to 2147483647

service-name

Specifies the service name used to identify the router instance. The name can be up to 64 characters.

Platforms

7450 ESS, 7750 SR, 7750 SR-a, 7750 SR-e, 7750 SR-s, 7950 XRS

Output

The following output is an example of PTP unicast information.

Sample Output

```
*A:Dut-C# show system ptp unicast
=====
IEEE 1588/PTP Unicast Negotiation Information
=====
Router
  IP Address      Dir Type      Rate          Duration State   Time
-----
100
  10.0.0.1        Rx  Announce 1 pkt/2 s 300      Granted 02/07/2014 16:52:35
  10.0.0.1        Rx  Sync      64 pkt/s 300      Granted 02/07/2014 16:52:39
  10.0.0.1        Tx  DelayReq  64 pkt/s 300      Granted 02/07/2014 16:52:39
  10.0.0.1        Rx  DelayRsp  64 pkt/s 300      Granted 02/07/2014 16:52:39
200
  192.168.0.2     Tx  Announce 1 pkt/2 s 300      Granted 02/07/2014 16:50:47
  192.168.0.2     Tx  Sync      64 pkt/s 300      Granted 02/07/2014 16:50:52
  192.168.0.2     Rx  DelayReq  64 pkt/s 300      Granted 02/07/2014 16:50:52
  192.168.0.2     Tx  DelayRsp  64 pkt/s 300      Granted 02/07/2014 16:50:52
-----
PTP Peers          : 2
Total Packet Rate  : 385 packets/second
=====

A:bksim1618# show system ptp router 1 unicast
=====
IEEE 1588/PTP Unicast Negotiation Information
=====
Router
  IP Address      Dir Type      Rate          Duration State   Time
-----
1
  10.2.1.20       Rx  Announce 1 pkt/2 s 300      Granted 04/21/2013 19:14:19
  10.2.1.20       Tx  Announce 1 pkt/2 s 300      Granted 04/21/2013 19:13:25
  10.2.1.20       Tx  Sync      64 pkt/s 300      Granted 04/21/2013 19:13:30
  10.2.1.20       Rx  DelayReq  64 pkt/s 300      Granted 04/21/2013 19:13:30
  10.2.1.20       Tx  DelayRsp  64 pkt/s 300      Granted 04/21/2013 19:13:30
  10.3.1.19       Rx  Announce 1 pkt/2 s 300      Granted 04/21/2013 19:13:16
  10.3.1.19       Rx  Sync      64 pkt/s 300      Granted 04/21/2013 19:13:21
  10.3.1.19       Tx  DelayReq  64 pkt/s 300      Granted 04/21/2013 19:13:21
  10.3.1.19       Rx  DelayRsp  64 pkt/s 300      Granted 04/21/2013 19:13:21
-----
PTP Peers          : 2
Total Packet Rate  : 385 packets/second
=====
*A:bksim1618#
```

24.5 unknown-origin

unknown-origin

Syntax

unknown-origin

Context

[\[Tree\]](#) (show>subscr-mgmt>errors unknown-origin)

Full Context

show subscriber-mgmt errors unknown-origin

Description

This command lists errors of an unknown origin. Errors shown do have a corresponding SAP ID or a SDP ID.

Platforms

7450 ESS, 7750 SR, 7750 SR-a, 7750 SR-e, 7750 SR-s, VSR

24.6 unsubscribe-from

unsubscribe-from

Syntax

unsubscribe-from log-id *log-id*

Context

[\[Tree\]](#) (tools>perform>log unsubscribe-from)

Full Context

tools perform log unsubscribe-from

Description

This command cancels the subscription of the current CLI session to the specified CLI log.

Parameters

log-id

Specifies the log ID from which cancellation is requested.

Values 1 to 101

Platforms

All

24.7 update-path

update-path

Syntax

```
update-path {lsp lsp-name path current-path-name new-path new-path-name}
```

Context

[\[Tree\]](#) (tools>perform>router>mpls update-path)

Full Context

tools perform router mpls update-path

Description

This command enables you to instruct MPLS to replace the path of a primary or secondary LSP. The primary or secondary LSP path is indirectly identified via the *current-path-name* value. The same path name cannot be used more than once in a given LSP name.

This command applies to both CSPF LSP and to a non-CSPF LSP. This command will only work when the specified *current-path-name* has the adaptive option enabled. The adaptive option can be enabled at the LSP level or the path level.

The new path must have been configured in the CLI or provided via SNMP. The CLI command for entering the path is

```
configure router mpls path path-name
```

The command fails if any of the following conditions exist:

- The specified *current-path-name* of this LSP does not have the adaptive option enabled.
- The specified *new-path-name* value does not correspond to a previously defined path.
- The specified *new-path-name* value exists but is being used by any path of the same LSP, including this one.

When you execute this command, MPLS performs the following procedures:

- MPLS performs a single MBB attempt to move the LSP path to the new path.
- If the MBB is successful, MPLS updates the new path
 - MPLS writes the corresponding NHLFE in the data path if this path is the current backup path for the primary.

- If the current path is the active LSP path, it will update the path, write the new NHLFE in the data path that will cause traffic to switch to the new path.
- If the MBB is not successful, the path retains its current value.
- The update-path MBB has the same priority as the manual re-signal MBB.

Platforms

All

24.8 uplink

uplink

Syntax

uplink

uplink mgw-address-cache [arec] [snaptr] [srv]

uplink mgw-address-cache apn *apn-domain-string*

Context

[\[Tree\]](#) (show>router>gtp uplink)

Full Context

show router gtp uplink

Description

This command displays operational information related to the usage of GTP uplink interfaces (Gn, S2a, S2b) in this routing context.

Parameters

arec

Displays A-records.

snaptr

Displays Straightforward-NAPTR information.

srv

Displays SRV records.

apn-domain-string

Specifies the Access Point Name (APN) of this DNS cache entry.

Platforms

7750 SR, 7750 SR-e, 7750 SR-s, VSR

Output

The following is an example of GTP uplink information.

Sample Output

```
Node# show router 10 gtp uplink mgw-address-cache
=====
Mobile Gateway address cache
=====
APN : full.dotted.apn.apn.epc.mnc010.mcc206.3gppnetwork.org
-----
Mobile Gateway address : 5.20.1.2
Time left (s) : 3587
-----
No. of cache entries: 1
No. of Mobile gateways: 1
=====
```

uplink

Syntax

uplink

uplink session imsi *imsi* *apn* *apn-string*

uplink session [**peer-address** *ip-address*] [**router** *router-instance*] [**remote-control-teid** *teid*] [**local-control-teid** *teid*] [**detail**]

uplink session imsi *imsi*

Context

[\[Tree\]](#) (show>subscr-mgmt>gtp uplink)

Full Context

show subscriber-mgmt gtp uplink

Description

This command displays box-wide operational information related to the GTP uplink interfaces (Gn, S2a, S2b).

Parameters

imsi

Specifies the IMSI (International Mobile Subscriber Identity) of this UE.

apn-string

Specifies the APN (Access Point Name).

ip-address

Specifies the IP address of the Mobile Gateway (PGW or GGSN).

router-instance

Specifies the identifier of the virtual router instance where the GTP tunnel is terminated.

remote-control-teid *teid*

Specifies the remote control plane Tunnel Endpoint Identifier (TEID).

local-control-teid *teid*

Specifies the local control plane TEID.

detail

Displays detailed information.

Platforms

7750 SR, 7750 SR-e, 7750 SR-s, VSR

Output

The following is an example of GTP uplink information

Sample Output

```
Node# show subscriber-mgmt gtp uplink session detail
=====
GTP sessions
=====
IMSI : 206100000000041
APN : full.dotted.apn.mnc010.mcc206.gprs
-----
Mobile Gateway router : "Base"
Mobile Gateway address : 5.20.1.2
Remote control TEID : 1119232
Local control TEID : 4293918976
Bearer 5 rem TEID : 1074861061
Bearer 5 loc TEID : 4293919013
-----
No. of GTP sessions: 1
=====
```

uplink

Syntax

uplink

Context

[Tree] (clear>router>gtp uplink)

Full Context

clear router gtp uplink

Description

This command clears information related to the GTP uplink state for the routing context.

Platforms

7750 SR, 7750 SR-e, 7750 SR-s, VSR

24.9 upnp

upnp

Syntax

upnp

Context

[\[Tree\]](#) (show>service upnp)

Full Context

show service upnp

Description

Commands in this context display UPnP policy parameters.

Platforms

7450 ESS, 7750 SR, 7750 SR-e, 7750 SR-s, VSR

24.10 upnp-mappings

upnp-mappings

Syntax

upnp-mappings subscriber *sub-ident-string* **protocol** {tcp | udp} **outside-port** *port-number*

upnp-mappings subscriber *sub-ident-string*

Context

[\[Tree\]](#) (clear>nat upnp-mappings)

Full Context

clear nat upnp-mappings

Description

This command remove UPnP mappings for the specified subscriber. If **protocol** and **outside-port** are not specified, then all UPnP mappings of subscriber will be removed.

Parameters

subscriber *sub-ident-string*

clears mappings for the specified subscriber.

protocol {tcp | udp}

Clears the mappings for the specified protocol.

outside-port *port-number*

Clears mappings for the specified outside-port.

Platforms

7450 ESS, 7750 SR, 7750 SR-e, 7750 SR-s, VSR

24.11 upnp-policy

upnp-policy

Syntax

upnp-policy *policy-name*

upnp-policy *policy-name* **statistics**

upnp-policy

Context

[\[Tree\]](#) (show>service>upnp upnp-policy)

Full Context

show service upnp upnp-policy

Description

This commands displays upnp-policy related information.

Without any parameters the system outputs a list of configured UPnP policies.

Parameters

policy-name

The system displays the configuration of the specified policy.

statistics

The system displays statistics for the specified policy.

Platforms

7450 ESS, 7750 SR, 7750 SR-e, 7750 SR-s, VSR

Output

The following is sample output for this command.

Sample Output

```

show service upnp upnp-policy
=====
UPnP policies
=====
Policy                Description
-----
test
-----
No. of UPnP policies: 1
=====

show service upnp upnp-policy "test"
=====
UPnP Policy test
=====
Description           : (Not Specified)
Mapping limit         : 256
Strict mode           : false
HTTP listening port   : 5000
Last Mgmt Change     : 01/26/2015 19:23:41
-----
Active mappings       : 2
Mapped subscribers   : 1
Associated subscribers : 1
=====

show service upnp upnp-policy "test" statistics
=====
UPnP Policy test Statistics
=====
rx SSDP M-SEARCH                : 109
rx HTTP GET device description   : 0
rx HTTP GET service description : 109
rx UPnP AddPortMapping           : 6
rx UPnP ClearPortMapping         : 0
rx UPnP DeletePortMapping       : 1
rx UPnP ForceTermination        : 0
rx UPnP GetConnectionTypeInfo   : 0
rx UPnP GetExternalAddress      : 6
rx UPnP GetGenericPortMappingEntry : 43
rx UPnP GetNATRSIPStatus        : 8
rx UPnP GetSpecificPortMappingEntry : 1
rx UPnP GetStatusInfo           : 49
rx UPnP RequestConnection       : 0
rx UPnP SetConnectionType       : 0
rx UPnP unsupported optional action : 6
rx UPnP invalid request        : 0
tx SSDP M-SEARCH                : 109
tx TCP reset                    : 0
tx HTTP OK                      : 109
tx UPnP OK                      : 101
tx UPnP error                   : 19
drop no memory                  : 0
portmapping created             : 4
portmapping updated             : 1
portmapping failed: conflict with other host : 0
portmapping failed: conflict with pinhole   : 0
portmapping failed: hit limits              : 0
portmapping failed: other reason           : 0
rx HTTP (UN)SUBSCRIBE           : 0
tx HTTP 501 Not Implemented      : 0

```

```
drop rate limited : 0
```

24.12 upnp-policy-statistics

upnp-policy-statistics

Syntax

```
upnp-policy-statistics policy-name
```

Context

[\[Tree\]](#) (clear>nat upnp-policy-statistics)

Full Context

```
clear nat upnp-policy-statistics
```

Description

This command clears UPnP policy statistics.

Parameters

policy-name

Clears UPnP policy statistics for the specified policy.

Platforms

7450 ESS, 7750 SR, 7750 SR-e, 7750 SR-s, VSR

24.13 uptime

uptime

Syntax

```
uptime
```

Context

[\[Tree\]](#) (show uptime)

Full Context

```
show uptime
```

Description

This command displays the time since the system started.

Platforms

All

Output

The following output is an example of uptime information, and [Table 588: Uptime Output](#) describes the output field.

Sample Output

```
A:ALA-1# show uptime
System Up Time      : 11 days, 18:32:02.22 (hr:min:sec)

A:ALA-1#
```

Table 588: Uptime Output

Label	Description
System Up Time	Displays the length of time the system has been up in days, hr:min:sec format.

24.14 url-filter

url-filter

Syntax

```
url-filter [url-filter-name]
url-filter url-filter-name isa mda-id/esa-vm-id [detail]
url-filter url-filter-name web-service [profile profile-name]
```

Context

[\[Tree\]](#) (show>app-assure>group url-filter)

Full Context

```
show application-assurance group url-filter
```

Description

This command displays information about the configured url-filter policy along with some associated raw statistics. These output statistics are:

- Vlan Id: Vlan id used by the aa interfaces

- Admin Status: Up / Down
- Oper Status: Up / Down
- Oper Flags: adminDown, no-aa-if, aa-if-down, icap-server-down
- Default Action: default policy action taken by the url-filter
- ICAP HTTP Redirect: HTTP redirect Policy
- AQP Referenced: Yes/No
- HTTP Request: Number of subscriber HTTP requests
- HTTP Errors: Impossible to send an ICAP request, this can be caused by either no TCP connection available, associated flow with a drop action due to another aqp policy, system resource exhausted
- ICAP Request: Number of ICAP request sent
- ICAP Errors: ICAP request timeout, unexpected ICAP response, internal TCP errors.
- Custom-x-header: Name of the custom-x-header, if configured. If it is not configured, the value is "Not Specified".

In addition to these counters the system will count the type of action taken by the url-filter policy (allow, block, redirect, default) as well as the type of responses received from the icap server (allow, block, redirect, late).

Parameters

url-filter-name

Specifies the name of the url-filter policy.

mda-id/esa-vm-id

Specifies the mda-id/esa-vm-id reference of the ISA card.

detail

Specifies detailed statistics related to the ISA card.

profile-name

Specifies the name of a configured profile for web service, up to 256characters.

Platforms

7450 ESS, 7750 SR, 7750 SR-e, 7750 SR-s, VSR

Output

The following is an example show output for the **url-filter** command.

[Table 589: Web-service URL Filter Show Command Field Descriptions](#) describes the output fields.

URL Filter Show Command Sample Output

```
# show application-assurance group 1 url-filter "web-serv1" isa 7/2
=====
Application Assurance Group 1 URL Filter " web-serv1" ISA 7/2
=====
Description           : Url filter WebService
Admin Status          : Up
Oper Status           : Down
Oper Flags             : web-service-down
DNS Oper Status       : Down
```

```
DNS Oper Flags      : unreachable
HTTP Request Filtering : all
AQP Referenced      : Yes
-----
URL Stats Summary
-----
Total Requests   : 0          Default Action   : 0
Requests Allowed: 0          Reqs Block/Redir: 0
-----
Local Filter
-----
allow-list        : allowlist1
  Admin Status    : Up
  Oper Status     : Up
  Oper Flags      : <none>
  Number of URLs  : 1
  URL-List Lookups : 0
    Match         : 0
    Miss          : 0

deny-list         : denylist1
  Admin Status    : Up
  Oper Status     : Up
  Oper Flags      : <none>
  Number of URLs  : 1
  Default Action  : block-all
  HTTP Redirect   : (Not Specified)
  URL-List Lookups : 0
    Match         : 0
    Miss          : 0
  Default Action  : 0

deny-list         : denylist2
  Admin Status    : Up
  Oper Status     : Up
  Oper Flags      : <none>
  Number of URLs  : 1
  Default Action  : block-all
  HTTP Redirect   : (Not Specified)
  URL-List Lookups : 0
    Match         : 0
    Miss          : 0
  Default Action  : 0
-----
Web Service Filter
-----
Classifier        : web-service-1
Category-set-id   : 1
default-profile   : prof1
VLAN Id          : 1
FQDN              : nokia-api.webtitancloud.com
DNS Address       : 12.0.0.100
Default Action    : allow
HTTP Redirect     : ws
AA Interface      : to_isa_7/2
Service          : VPRN 1
SAP Id           : 7/2/aa-svc:1
Client IP         : 10.1.1.2/31

Web Service Filter Stats
Class Ovr Lkup : 0          Class Ovr match: 0
Cache Lookup   : 0          Cache size      : 0
Cache match    : 0          Cache max size  : 20971520
Cache miss     : 0
```



```

URL Request      : 0
URL Response     : 0
  Allow          : 0
  Block          : 0
  Redirect       : 0
Default Action   : 0
Late Response    : 0
Packet Discard   : 0
Octet Discard    : 0
  
```

 ISA 7/2 Web Service Connection Stats

```

Established Connections : 0 of 0 connections
Request Rate            : 0 per second
Round Trip Time         : 0 microseconds
  
```

Web-service URL Filter Show Command Sample Output

```
# show application-assurance group 1 url-filter "testFilter" web-service
```

```
-----  

Web services for url-filter "testFilter"  

-----
```

```
Category-set-id      : 1  

-----
```

=====
 Profile Categories
 =====

Profile Name	Blocked Categories	Allowed Categories
testProfile	1	54

```
# show application-assurance group 1 url-filter "testFilter" web-  

service profile "testProfile"
```

```
-----  

Web service profile "testProfile"  

-----
```

```
Category-set-id      : 1  

Description          :  

-----
```

=====
 Blocked Categories
 =====

Category Id	Category Name
25	Personal Webpages

=====
 Allowed Categories
 =====

Category Id	Category Name
1	Compromised
2	Criminal Skills/Hacking
3	Hate Speech
4	Illegal Drugs
5	Phishing/Fraud
6	Spyware and Malicious Sites
7	Nudity
8	Mature
9	Pornography/Sex
10	Violence
11	Weapons
12	Anonymizer
13	Computers and Technology

14	Download Sites
15	Translator
16	Alcohol
17	Health
18	Pharmacy
19	Tobacco
20	Gambling
21	Games
22	Cars/Transportation
23	Dating & Relationships
24	Home/Leisure
26	Restaurants
27	Sports and Recreation
28	Travel
29	Government
30	Military
31	Non-profits
32	Politics and Law
33	Religion
34	Education
35	Art
36	Entertainment and Videos
37	Humor
38	Music
39	News
40	Finance
41	Internet Watch Foundation List
42	Shopping
43	Chat/IM
44	Community Sites
45	Social Networking
46	Web-based Email
47	Portal Sites
48	Search Engines
49	Online Ads
50	Business/Services
51	Job Search
52	Real Estate
53	Spam
54	Miscellaneous
55	Uncategorized

=====

Table 589: Web-service URL Filter Show Command Field Descriptions

Label	Description
Category-set-id	The ID of the category set used for URL categorization.
Description	The description of the web-service profile.
Profile Name	The name of the web-service profile.
Blocked Categories	The blocked categories for the web-service profile.
Allowed Categories	The allowed categories for the web-service profile.
Category Id	The ID of the blocked or allowed category.
Category Name	The name of the blocked or allowed category.

24.15 url-list

url-list

Syntax

url-list *url-list-name*

Context

[\[Tree\]](#) (show>app-assure>group url-list)

Full Context

show application-assurance group url-list

Description

This command displays information about the configured URL list.

Parameters

url-list-name

Specifies the name of the URL list.

Platforms

7450 ESS, 7750 SR, 7750 SR-e, 7750 SR-s, VSR

Output

The following output examples show URL list information.

Output

```
# show application-assurance group 1 url-list "allow-list1"
=====
Application Assurance Group 1 url-list "allow-list1"
=====
Description : Default Url-list object
Size : standard
Host Expressions : enabled
Admin Status : Up
Oper Status : Up
Oper Flags : <none>
File deployed to ISAs : Yes
-----
Upgrade Statistics
-----
Last Success : 06/19/2020 02:57:06
Deployed
File Name : cf1:/expr_15000.vm.only.expr
URL Entries : 15000 (100.00% full)
URL Characters : 249390 ( 5.08% full)
URL Host Expr Entries: 15000 (100.00% full)
Blank/Comment Lines : 60519
```

Last Attempt : 06/19/2020 02:57:06
Result : Success

[Table 590: URL List Show Command Field Descriptions](#) describes the URL list show command output fields.

Table 590: URL List Show Command Field Descriptions

Label	Description
Description	The description of the URL list
Size	[standard extended] Size parameter for the URL list
Host Expressions	If the host is enabled or disabled
Admin Status	[Up down] - Administrative status of the URL list
Oper Status	[Up down] - Operational status of the URL list
Oper Flags	[admin-down file-does-not-exist invalid-file-format too-many-urls switch-over-error]
File Deployed to ISA	[Yes No] - This flag describes if the file located in the compact flash is the one deployed in the ISA, in the event the file is overwritten and before the admin upgrade command is used this flag will display "No".
Upgrade Statistics	
Last Success	Last time the list was successfully upgraded
File Name	File name for the last successful upgrade
URL Entries	Number of URLs loaded at the last success and percentage to full
URL Characters	Number of characters loaded at the last success and percentage to full
URL Host Expr Entries	URL host expression entries
Blank/CommentLines	Number of blank or commented out lines
Last Attempt	Last time the operator tried to upgrade the list
Result	[Success Failure]. Result of the last upgrade
File Name	File name for the last upgrade attempt

24.16 usage-monitor

usage-monitor

Syntax

```
usage-monitor app-group [app-group-name] count
usage-monitor application [application-name] count
usage-monitor charging-group [charging-group-name] count
usage-monitor count
usage-monitor status
```

Context

[\[Tree\]](#) (show>app-assure>group>aa-sub usage-monitor)

Full Context

```
show application-assurance group aa-sub usage-monitor
```

Description

This command displays per-subscriber usage-monitoring statistics.

Parameters

app-group-name

Specifies an application group name, up to 32 characters.

application-name

Specifies an application name, up to 32 characters.

charging-group-name

Specifies a charging group name, up to 32 characters.

count

Displays counters.

status

Displays the status.

Platforms

7450 ESS, 7750 SR, 7750 SR-e, 7750 SR-s, VSR

24.17 user

user

Syntax

```
user [user-id] [detail]
```

user [*user-id*] **lockout**

Context

[\[Tree\]](#) (show>system>security user)

Full Context

show system security user

Description

This command displays user registration information.

If no command line options are specified, summary information for all users displays.

Parameters

user-id

Displays information for the specified user.

Default All users

detail

Displays detailed user information to the summary output.

lockout

Displays information about any users who are currently locked out.

Platforms

All

Output

The following are examples of user output information.

[Table 591: Show System Security User Output Fields](#) describes user output fields.

Sample Output

```
show system security user
=====
Users
=====
User ID   New User Permissions      Password Login   Failed Local
         Pwd  console ftp li snmp  netconf  grpc  Expires  Attempt Logins Conf
-----
admin    n   y      n  n  n          n      never    2       0       y
-----
Number of users : 1
=====
show system security user detail
=====
Users
=====
User ID   New User Permissions      Password Login   Failed Local
         Pwd  console ftp li snmp  netconf  grpc  Expires  Attempt Logins Conf
-----
admin    n   y      y  n  y   y      n      never    2       0       y
-----
```

```

-----
Number of users : 1
=====
User Configuration Detail
=====
user id          : admin
-----
console parameters
-----
new pw required  : no                cannot change pw  : no
home directory   :
restricted to home : no
save when restrict* : no
login exec file  :
profile          : default
profile          : administrative
locked-out       : no
-----
snmp parameters
-----
auth protocol    : hmac-sha2-512
auth key         : ffb8bb4392ccab627d903db396cd928fdde5ac8cdb78e7b6ecb39bde2c
                  3ec67c8380cd0d91dfe6f30c041d9819a34e297994c3b759e68f2db075
                  4bc408e3a001
privacy protocol : cfb128-aes-256
privacy key      : ffb8bb4392ccab627d903db396cd928fdde5ac8cdb78e7b6ecb39bde2c
                  3ec67c
group            : moje
=====
show system security user lockout
=====
Currently Failed Login Attempts
=====
User ID Remaining Login attempts Remaining Lockout Time (min:sec)
-----
user123 N/A 9:56
-----
Number of users : 1
=====

```

Table 591: Show System Security User Output Fields

Label	Description
User ID	The name of a system user.
Users	
New Pwd	y — The user must change their password at the next login. n — The user does not need to change their password at the next login.
User Permissions	console: y — The user is authorized for console access. n — The user is not authorized for console access. ftp:

Label	Description
	<p>y — The user is authorized for FTP access. n — The user is not authorized for FTP access.</p> <p>li: y — The user is authorized for LI access. n — The user is not authorized for LI access.</p> <p>snmp: y — The user is authorized for SNMP access. n — The user is not authorized for SNMP access.</p> <p>netconf: y — The user is authorized for NETCONF access. n — The user is not authorized for NETCONF access.</p> <p>grpc: y — The user is authorized for gRPC access. n — The user is not authorized for gRPC access.</p>
Password Expires	The number of days after which the user must change their password.
Login Attempts	The number of times that the user has attempted to log in, irrespective of whether the login succeeded or failed.
Failed Logins	The number of unsuccessful login attempts.
Local Conf	<p>y — Password authentication is based on the local password database. n — Password authentication is not based on the local password database.</p>
Number of users	The total number of listed users.
User Configuration Detail	
new pw required	<p>yes — The user must change their password at the next login. no — The user does not need to change their password at the next login.</p>
cannot change pw	<p>yes — The user does not have the ability to change their password. no — The user has the ability to change their password.</p>
home directory	The local home directory for the user for both console and FTP access.
restricted to home	yes — The user is not allowed to navigate to a directory higher in the directory tree on the home directory device.

Label	Description
	no — The user is allowed to navigate to a directory higher in the directory tree on the home directory device.
save when restricted	Whether configuration save operations are allowed when the user is restricted to home.
login exec file	The user's login exec file which executes whenever the user successfully logs in to a console session.
profile	The security profiles associated with the user.
locked-out	Whether the user is currently locked out, and, if they are locked out, how much time remains before the user can attempt to log into the node again.
SNMP Parameters	
auth protocol	The SNMPv3 authentication protocol.
auth key	The SNMPv3 authentication key.
privacy protocol	The SNMPv3 privacy protocol.
privacy protocol	The SNMPv3 privacy key.
group	The group for which the protocols apply.
Currently Failed Login Attempts	
Remaining Login Attempts	The number of login attempts remaining before the user is locked out.
Remaining Lockout Time (min:sec)	The number of minutes and seconds remaining until the lockout expires and the user can attempt to log in again.

With the introduction of the PKI on an SR (SSH Server) the authentication process can be done via PKI or password. SSH client usually authenticate via PKI and password if PKI is configured on the client. In this case PKI takes precedence over password in most clients.

All client authentications are logged and display in the **show>system>security>user detail**. [Table 592: Pass/Fail Login Attempts](#) shows the rules where pass and fail attempts are logged.

Table 592: Pass/Fail Login Attempts

Authentication Order	Client (such as, putty)	Server (such as, SR)		CLI Show System Security Attempts (SR)	
	Private Key Programmed	Public Key Configured	Password Configured	Logins Attempts	Failed Logins
1. Public Key	Yes	Yes	N/A	Increment	

Authentication Order	Client (such as, putty)	Server (such as, SR)		CLI Show System Security Attempts (SR)	
	Private Key Programmed	Public Key Configured	Password Configured	Logins Attempts	Failed Logins
2. Password	Yes	Yes (No match between client and server. Go to password.)	Yes	Increment	
	Yes	No	Yes	Increment	
	No	N/A	Yes	Increment	
	No	N/A	No		Increment
1. Public Key (only)	Yes	Yes	N/A	Increment	
	Yes	Yes (No match between client and server. Go to password.)			Increment
	Yes		N/A		Increment
	No		N/A		Increment

24.18 users

users

Syntax

users

Context

[\[Tree\]](#) (show users)

Full Context

show users

Description

Displays console user login and connection information.

Platforms

All

Output

The following is an example of user information.

[Table 593: Show Users Output Fields](#) describes show users output fields.

Sample Console Users Output

```
*A:node-1# show users
=====
User          Session ID  From          Type          Login time    Idle time
=====
6             --          --            Console       --            3d 10:11:02 --
admin
83           192.168.0.10 SSHv2        120CT2018 20:44:15  0d 00:00:50 A-
admin
#84         192.168.0.10 SSHv2        120CT2018 21:09:25  0d 00:00:00 --
-----
Number of users: 2
'#' indicates the current active session
'A' indicates user is in admin mode
=====
```

Table 593: Show Users Output Fields

Label	Description
User	The user name.
Type	The user is authorized this access type.
From	The originating IP address.
Login time	The time the user logged in.
Idle time	The amount of idle time for a specific login.
Number of users	Displays the total number of users logged in.

24.19 utilization

utilization

Syntax

utilization [detail]

Context

[\[Tree\]](#) (show>chassis>power-management utilization)

Full Context

show chassis power-management utilization

Description

This command displays power management utilization.

Parameters

detail

Displays detailed breakdown of devices.

Platforms

7750 SR-1s, 7750 SR-2s, 7750 SR-7s, 7750 SR-14s, 7950 XRS

Output

The following output is an example of power management utilization information, and [Table 594: Output Fields: show chassis power-management utilization](#) describes the output fields.

Sample Output: show chassis power-management utilization

```
*A:Dut-A# show chassis power-management utilization
=====
Chassis Power Utilization
=====
                SUPPLY                PEAK DEMAND
Power Capacity  : 22000.00 Watts      Fan           : 695.00 Watts ( 3%)
Safety Level    : 13203.00 Watts (100%) IO Module      : 7163.09 Watts ( 33%)
Alert Level     : 0.00 Watts          CPM Module    : 392.86 Watts ( 2%)
                                           Fabric Module : 1622.25 Watts ( 7%)
                                           MDA Module   : 6023.07 Watts ( 27%)+
                                           CCM Module   : 50.82 Watts ( 0%)
                                           Peak Util.   : 9924.02 Watts ( 45%)
                                           CURRENT DEMAND
                                           Current Util. : 9623.01 Watts ( 44%)
=====
+ Power utilization of device already included in IO Module value
=====
```

Sample Output: show chassis power-management utilization detail

```
*A:DUT-A# show chassis power-management utilization
=====
Chassis Power Zone 1 Utilization
=====
                SUPPLY                PEAK DEMAND
Power Capacity  : 24000.00 Watts      Chassis/Fan   : 635.16 Watts ( 3%)
                                           IO Module    : 355.67 Watts ( 1%)
                                           CPM Module   : 546.64 Watts ( 2%)
                                           Fabric Module : 746.00 Watts ( 3%)
                                           MDA Module   : 748.69 Watts ( 3%)
                                           XIOM Module  : 476.29 Watts ( 2%)
                                           Peak Util.   : 3508.45 Watts ( 15%)

Mode           : basic                Current util.  : 3356.82 Watts ( 14%)
Reserved Power : 6000.00 Watts          Safety Level   : 2892.00 Watts ( 20%)
Util. + Reserve : 9356.82 Watts ( 39%)    Safety Alert  : +1000.00 Watts
Remaining Power : 14643.18 Watts        Alert Level   : 3892.00 Watts ( 26%)
```

```

=====
*A:DUT-A# show chassis power-management utilization detail
=====
Chassis Power Zone 1 Utilization (detail)
=====
                SUPPLY                                PEAK DEMAND
Power Capacity  : 24000.00 Watts                    Chassis/Fan
Power Module 1/1 : 6000.00 Watts                    1/1      : 86.06 Watts ( 0%)
Power Module 1/2 : 6000.00 Watts                    1/2      : 77.45 Watts ( 0%)
Power Module 1/3 : 0.00 Watts                       1/3      : 76.62 Watts ( 0%)
Power Module 1/4 : 0.00 Watts                       1/4      : 86.06 Watts ( 0%)
Power Module 1/5 : 0.00 Watts                       1/5      : 76.62 Watts ( 0%)
Power Module 1/6 : 0.00 Watts                       1/6      : 77.45 Watts ( 0%)
Power Module 1/7 : 0.00 Watts                       1/7      : 77.45 Watts ( 0%)
Power Module 1/8 : 0.00 Watts                       1/8      : 77.45 Watts ( 0%)
Power Module 1/9 : 0.00 Watts
Power Module 1/10: 0.00 Watts
Power Module 2/1 : 6000.00 Watts                    IO Module
Power Module 2/2 : 6000.00 Watts                    Slot 2   : 355.67 Watts ( 1%)
Power Module 2/3 : 0.00 Watts                    CPM Module
Power Module 2/4 : 0.00 Watts                    Slot A   : 276.28 Watts ( 1%)
Power Module 2/5 : 0.00 Watts                    Slot B   : 270.36 Watts ( 1%)
Power Module 2/6 : 0.00 Watts                    Fabric Module
Power Module 2/7 : 0.00 Watts                    Sfm 1    : 94.78 Watts ( 0%)
Power Module 2/8 : 0.00 Watts                    Sfm 2    : 91.44 Watts ( 0%)
Power Module 2/9 : 0.00 Watts                    Sfm 3    : 92.56 Watts ( 0%)
Power Module 2/10: 0.00 Watts                    Sfm 4    : 94.78 Watts ( 0%)
Power Module 2/11: 0.00 Watts                    Sfm 5    : 93.67 Watts ( 0%)
Power Module 2/12: 0.00 Watts                    Sfm 6    : 91.44 Watts ( 0%)
Power Module 2/13: 0.00 Watts                    Sfm 7    : 93.67 Watts ( 0%)
Power Module 2/14: 0.00 Watts                    Sfm 8    : 93.67 Watts ( 0%)
Power Module 2/15: 0.00 Watts                    MDA Module
Power Module 2/16: 0.00 Watts                    MDA 2/1  : 582.28 Watts ( 2%)
Power Module 2/17: 0.00 Watts                    MDA 2/x2/1 : 72.63 Watts ( 0%)
Power Module 2/18: 0.00 Watts                    MDA 2/x2/2 : 93.77 Watts ( 0%)
Power Module 2/19: 0.00 Watts                    XIOM Module
Power Module 2/20: 0.00 Watts                    XIOM 2/x2 : 476.29 Watts ( 2%)
Power Module 2/21: 0.00 Watts                    Peak Util. : 3508.45 Watts ( 15%)

Mode           : basic                            Current util. : 3329.57 Watts ( 14%)
Reserved Power : 6000.00 Watts                       Safety Level  : 2892.00 Watts ( 20%)
Util. + Reserve : 9329.57 Watts ( 39%)                   Safety Alert  : +1000.00 Watts
Remaining Power : 14670.43 Watts                       Alert Level   : 3892.00 Watts ( 26%)
=====
*A:DUT-A#

```

Table 594: Output Fields: show chassis power-management utilization

Label	Description
SUPPLY	
Power Capacity	Indicates the total amount of power available to the chassis.
Safety Level	Specifies the configured Power Safety Level, which is a percentage of the worst case power consumption level.
Alert Level	Specifies the configured power level in watts, which causes the system to raise an alarm if the available power level drops below a set level.
DEMAND	

Label	Description
Fan	Specifies the amount of power used for the fan tray indicated.
IO Module	Specifies the amount of power used for the IO Module indicated.
CPM Module	Specifies the amount of power used for the CPM indicated.
Fabric Module	Specifies the amount of power used for the SFM indicated.
MDA Module	Specifies the amount of power used for the line card indicated.
Current Util.	Specifies the total amount of power used for all system elements.
Peak Util.	Specifies peak utilization starting from bootup.

25 v Commands

25.1 vas-filter

vas-filter

Syntax

vas-filter *name* [**entry** [*entry*]]

vas-filter

Context

[\[Tree\]](#) (show>subscr-mgmt>isa-svc-chain vas-filter)

Full Context

show subscriber-mgmt isa-service-chaining vas-filter

Description

This command displays VAS filter information.

Parameters

name

Displays information about the specified name of the VAS filter.

entry

Displays information about the specified VAS filter entry

Values 0 to 4294967295

Platforms

7450 ESS, 7750 SR, 7750 SR-e, 7750 SR-s, VSR

Output

The following is an example of VAS filter information.

Sample Output

```
show subscriber-mgmt isa-service-chaining vas-filter "foo"
=====
ISA Service Chaining - VAS Filter "vas-filter"
=====
Description          : (Not Specified)
-----
```

```

Entry                : 1
Admin State          : in-service
Description           : (Not Specified)
Match
  Protocol            : udp
  Foreign IP          : 12.1.1.1/24
  Foreign Port        : 2000
Action upstream
  Fail Action         : forward
Forwarding
  Forward IP          : 40.1.0.1
  Service              : 11
  ESI                  : N/A
Network Service Header
  Service Path        : 32
  Service Index       : 2
  Insert Sub-Id       : disabled
  Meta Data           : 0xaabbccdd
Action downstream
  Fail Action         : forward
Forwarding
  Forward IP          : 30.1.0.1
  Service              : 11
  ESI                  : N/A
Network Service Header
  Service Path        : 32
  Service Index       : 2
  Insert Sub-Id       : disabled
  Meta Data           : 0xaabbccdd
    
```

Table 595: Service Chaining VAS Filter Field Descriptions

Label	Description
Description	The text string describing the VAS filter
Entry	The ID of the entry in the VAS filter
Admin State	The administrative state of the entry in the VAS filter
Match	<p>Protocol — The IP protocol to match in this entry of the VAS filter</p> <p>Foreign IP — The foreign IP address to match in this entry of the VAS filter</p> <p>Foreign Port — The foreign port to match in this entry of the VAS filter</p>
Action	<p>upstream — Indicates the upstream direction for the action in the VAS filter entry</p> <p>downstream — Indicates the downstream direction for the action in the VAS filter entry</p>
Fail Action	<p>Forwarding IP — The forwarding Service Function IP address for the action in a VAS filter entry</p> <p>Service — The forwarding service for the action in a VAS filter entry</p>

Label	Description
	ESA — The ESI for the action in a VAS filter entry
Network Service Header	Service Path — The path ID used to construct an NSH (Network Service Header) for the action in a VAS filter entry
	Service Index — The service ID used to construct an NSH for the action in a VAS filter entry
	Insert Sub-ID disabled — The subscriber ID is not inserted with meta data to construct an NSH for the action in a VAS filter entry enabled — The subscriber ID is inserted with meta data to construct an NSH for the action in a VAS filter entry
	Meta Data — The opaque metadata used to construct an NSH (Network Service Header) for the action in a VAS filter entry

25.2 vas-tunnel

vas-tunnel

Syntax

vas-tunnel [*connection-id*]

Context

[\[Tree\]](#) (show>router>l2tp vas-tunnel)

Full Context

show router l2tp vas-tunnel

Description

This command displays L2TP VAS tunnel operational information.

Parameters

connection-id

Specifies the identification number for an L2TP VAS tunnel connection.

Values 14294967295

Platforms

7450 ESS, 7750 SR, 7750 SR-a, 7750 SR-e, 7750 SR-s, VSR

Output

The following output displays L2TP VAS tunnel information.

Sample Output

```
*A:Dut-C# show subscriber-mgmt steering-profile "steeringprof01"
=====
Steering Profile "steeringprof01"
=====
Operational State      : in-service
Reference Count       : 1
Description            : LAC Traffic Steering Profile 01
Access Router         : access_router
Network Nexthop       : 10.10.20.2
Network Router        : network_router
=====
*A:Dut-C#

*A:Dut-C# show router service-name "access_router" l2tp vas-tunnel
=====
L2TP VAS Tunnel Summary (222)
=====
Conn ID   Loc-Tu-ID  Rem-Tu-ID  Base-vRtrID
-----
598212608 9128       1          Base
-----
No. of VAS Tunnels: 1
=====
*A:Dut-C#

*A:Dut-C# show router service-name "access_router" l2tp vas-tunnel 598212608
=====
L2TP Tunnel 598212608 (222)
=====
Transport Type      : udpIp
Router ID           : 222
Base Router ID      : Base
Local Connection ID : 598212608
Local Tunnel ID     : 9128
Local IP Address    : 10.20.1.3
Local UDP Port      : 1701
Remote Connection ID : 65536
Remote Tunnel ID    : 1
Remote IP Address   : 10.10.40.2
Remote UDP Port     : 7777
-----
Sessions
-----
Loc Session Conn ID  Loc Session ID      Rem Session Conn ID  Rem Session ID
-----
598227315          14707               65537                 1
-----
No. of Sessions: 1
-----
*A:Dut-C#

*A:Dut-C# show service id "pppoe_service" pppoe session l2tp-connection-id 598227315 detail
=====
```

```

PPPoE sessions for svc-id 111
=====
Sap Id          Mac Address      Sid  Up Time          Type
IP/L2TP-Id/Interface-Id          MC-Stdby
-----
1/1/1          00:10:94:00:00:01 1    0d 00:45:26     lac
  598227315
PPP User-Name      : user01
Subscriber-interface : subif01
Group-interface    : grpif01
Subscriber          : "sub01"
Sub-Profile-String : "subprof01"
SLA-Profile-String : "slaprof01"
SPI group ID       : (Not Specified)
ANCP-String        : ""
Int-Dest-Id        : ""
App-Profile-String : ""
Category-Map-Name  : ""
Acct-Session-Id    : "1412FF000000005E85A5C6"
Sap-Session-Index  : 1
L2TP Router Name   : Base
L2TP Group Name    : default_radius_group
L2TP Assignment ID : unnamed
L2TP Steering Profile: steeringprof01
L2TP Steering State : steered
Circuit-Id         :
Remote-Id          :
Radius Session-T0   : N/A
Radius Class        :
Radius User-Name    : user01
Logical-Line-Id     :
Service-Name        :
-----
Number of sessions : 1
=====
  
```

25.3 vccv-bfd

vccv-bfd

Syntax

vccv-bfd [session]

Context

[\[Tree\]](#) (show>service>id vccv-bfd)

Full Context

show service id vccv-bfd

Description

This command shows whether VCCV BFD is configured for a particular service and information about the VCCV session state.

The **show>service>id>vccv-bfd session** command gives a summary of all the VCCV sessions. Using both the sdp-id and the vc-id parameters gives VCCV BFD session information about a specific spoke-SDP.

For services where auto-discovery and signaling are used (for example, BGP VPWS, VPLS, and BGP-AD VPLS), use the **show>service>id>detail** command to determine the sdp-id and vc-id parameters allocated by the system.

Parameters

session

Displays a summary of all VCCV sessions.

Platforms

All

Output

The following output is an example of VCCV BFD information.

Sample Output

```
*A:Dut-C# show service id 1000 vccv-bfd session
=====
BFD Session
=====
Interface/Lsp Name          State          Tx Intvl  Rx Intvl  Multipl
Remote Address/Info        Protocols     Tx Pkts   Rx Pkts   Type
LAG port/sdp-id:vc-id     LAG ID/SvcId
-----
N/A                        Up (3)        1000      1000      3
N/A                        vccv          152       151       central
100:100                    1000
-----
No. of BFD sessions: 1
=====
```

vccv-bfd

Syntax

vccv-bfd [session]

Context

[\[Tree\]](#) (show>service vccv-bfd)

Full Context

show service vccv-bfd

Description

This command displays the VCCV BFD session for the system.

Platforms

All

25.4 version

version

Syntax

version

Context

[Tree] (show>app-assure version)

Full Context

show application-assurance version

Description

This command displays the versions of the isa-aa.tim used by the CPM and the AA ISAs.

Platforms

7450 ESS, 7750 SR, 7750 SR-e, 7750 SR-s, VSR

Output

The following is an example show output for the **version** command.

Sample Output

```
A:ALU>show>app-assure# version
=====
Versions of isa-aa.tim in use
=====
CPM           : TiM0S-M-7.0.R4
1/1           : TiM0S-I-7.0.R1
2/1           : TiM0S-I-7.0.R1
3/2           : TiM0S-I-7.0.R1
=====
A:ALU>show>app-assure#
```

version

Syntax

version group-interface [fwd-service *service-id*] *ip-in-name*

version group-interface all

version host *ip-address*

version host all

version [**interface** *ip-int-name* | *ip-address*]

Context

[\[Tree\]](#) (clear>router>igmp version)

Full Context

clear router igmp version

Description

This command clears the IGMP version on a specified interface or IP address.

Parameters

group-interface *interface-name*

Clears the IGMP version on the specified group interface.

group-interface all

Clears the IGMP version on all group interfaces.

service-id

Specifies the service ID.

Values service-id: 1 to 2148278386
svc-name: up to 64 characters.

host *ip-address*

Clears the IGMP version on the specified host.

host all

Clears the IGMP version on all hosts.

interface *ip-int-name*

Clears the IGMP version on the specified interface.

interface *ip-address*

Clears the IGMP version on the specified IP address.

Platforms

All

version

Syntax

version group-interface [**fwd-service** *service-id*] *ip-int-name*

version group-interface all

version host *ipv6-address*

version host all

version [*ip-int-name* | *ipv6-address*]

Context

[\[Tree\]](#) (clear>router>mld version)

Full Context

clear router mld version

Description

This command clears MLD version parameters.

Parameters

group-interface *interface-name*

Clears the MLD version on the specified group interface.

group-interface all

Clears the MLD version on all group interfaces.

service-id

Clears the MLD version information for the service ID.

Values service-id: 1 to 2148278386
svc-name: up to 64 characters.

host *ipv6-address*

Clears the MLD version on the specified host.

host all

Clears the MLD version on all hosts.

ip-int-name

Clears version information for the specified MLD interface name.

ipv6-address

Clears version information for the specified MLD IPv6 address.

Platforms

All

version

Syntax

version

Context

[\[Tree\]](#) (show version)

Full Context

show version

Description

This command displays system version information.

Platforms

All

25.5 video

video

Syntax

video

Context

[\[Tree\]](#) (clear video)

Full Context

clear video

Description

Commands in this context clear video related commands.

Platforms

7450 ESS, 7750 SR-1, 7750 SR-7/12/12e, 7750 SR-1s, 7750 SR-2s, 7750 SR-7s, 7750 SR-14s

video

Syntax

video

Context

[\[Tree\]](#) (show video)

Full Context

show video

Description

Commands in this context display video information.

Platforms

7450 ESS, 7750 SR-1, 7750 SR-7/12/12e, 7750 SR-1s, 7750 SR-2s, 7750 SR-7s, 7750 SR-14s

25.6 video-group

video-group

Syntax

video-group [*video-group-id*] [**peak-last-hour**]

Context

[\[Tree\]](#) (show>isa video-group)

Full Context

show isa video-group

Description

This command displays ISA video group information.

Parameters

video-group-id

Specifies the ISA video group ID.

peak-last-hour

Displays the peak FCC/RET session and bandwidth for the current hour, the last hour, and the lifetime.

Platforms

7450 ESS, 7750 SR-1, 7750 SR-7/12/12e, 7750 SR-1s, 7750 SR-2s, 7750 SR-7s, 7750 SR-14s

Output

The following are example outputs for this command.

Sample Output

```
A:SR-7/Dut-C# show isa video-group
=====
ISA Video Group
=====
Video Group Id      : 1           Admin State      : Up
Oper State          : Up           RT Server State  : Enabled
FCC Server State    : Disabled     ADI State        : Disabled
```

```

RT Resv Bandwidth(Mbps): 0          ADI State           : Disabled
MDA                               : 2/1                   Channels            : 2
Admin State                       : Up                  Oper State          : Up
Used Cache (bytes)                : 586622            Available Cache (bytes): 1869186816
Mem alloc failures                 : 0                 Dropped pkts (denting) : 0
Failed Chnl Allocs                : 0                 Egress Bandwidth excee*: 0
Bandwidth in use(kbps)            : 0                 Peak Bandwidth(kbps)  : 200
Egress stream resets              : 0                 Ingress stream resets : 53
Ad stream resets                   : 0                 Ad stream aborts     : 0
SSRC collisions                   : 0                 Received data packets : 4521
Received data octets              : 6284714           Rx data packet errors : 0
Transmitted data packets: 1183   Transmitted data octets: 1646212
Tx data packet errors             : 0                 Tx lost data packets  : 47
Active RTCP sessions              : 1                 Requested RTP Packets : 968
RTCP Parse Errors                 : 0                 RTCP Config Errors   : 0
RTCP IPC Errors                   : 0                 RTCP SG Errors       : 0
RTCP Subscriber Errors            : 0                 RTCP Interface Errors: 0
Total RET BW (Kbps)               : 0                 Max. RET BW (Kbps)   : 100
Total FCC BW (Kbps)               : 0                 Drop Count for FCC   : 0
Mcast RET Req for RTCP            : 0                 Mcast RET Req for RUDP : 0
Mcast RET Created                 : 0                 Mcast RET Req Quenched : 0
HighPkt pool limit hit           : 0
Pkts Lost (2-10)                  : 24                Pkts Lost (11-20)   : 48
Pkts Lost (21-30)                 : 0                 Pkts Lost (31-40)   : 0
Pkts Lost ( >40)                  : 0
-----
Video-groups : 1
=====
* indicates that the corresponding row element may have been truncated.
A:SR-7/Dut-C#
  
```

```

*A:Dut-C# show isa video-group 1 peak-last-hour
=====
ISA Video Group
=====
Video Group Id      : 1          Admin State         : Up
Oper State          : Up          RT Server State     : Disabled
FCC Server State    : Enabled     ADI State           : Disabled
Analyzer State      : Disabled    Str Sel State       : Disabled
RT Resv Bandwidth(Mbps): 0        RT Client           : Enabled
-----
ESA-VM              : 7/1          Channels            : 1
Admin State          : Up          Oper State          : Up
Used Cache (bytes)  : 4465664      Available Cache (bytes): 2858537472
Mem alloc failures   : 0          Dropped pkts (denting) : 0
Failed Chnl Allocs  : 0          Egress Bandwidth excee*: 0
Bandwidth in use(kbps) : 0        Peak Bandwidth(kbps)  : 8658
Egress stream resets : 0          Ingress stream resets : 153
Ad stream resets     : 0          Ad stream aborts     : 0
SSRC collisions      : 0          Received data packets : 130779
Received data octets : 181782810     Rx data packet errors : 0
Transmitted data packets: 10711     Transmitted data octets: 14888290
Tx data packet errors : 0          Tx lost data packets  : 0
Active RTCP sessions : 1          Requested RTP Packets : 0
RTCP Parse Errors    : 0          RTCP Config Errors   : 0
RTCP IPC Errors      : 0          RTCP SG Errors       : 0
RTCP Subscriber Errors: 0         RTCP Interface Errors: 0
Total RET BW (Kbps)  : 0          Max. RET BW (Kbps)   : 0
Total FCC BW (Kbps)  : 0          Drop Count for FCC   : 0
Mcast RET Req for RTCP : 0         Mcast RET Req for RUDP : 0
Mcast RET Created    : 0          Mcast RET Req Quenched : 0
HighPkt pool limit hit : 0
  
```

```

Pkts Lost (1-10)      : 0          Pkts Lost (11-20)      : 0
Pkts Lost (21-30)    : 0          Pkts Lost (31-40)    : 0
Pkts Lost (>40)      : 0
-----
ESA-VM 7/1 Summary current hour (12:53:06 to 13:14:50)
      BW (Kbps)          Time
Peak FCC              8658      Mon Jun 7 13:14:10 UTC 2021
Peak RET              0         Never
Peak Total            8658      Mon Jun 7 13:14:10 UTC 2021
      Sessions          Time
Peak FCC              1         Mon Jun 7 13:14:10 UTC 2021
Peak RET              0         Never
Peak Total            1         Mon Jun 7 13:14:10 UTC 2021
-----
ESA-VM 7/1 Summary last hour (11:53:06 to 12:53:06)
      BW (Kbps)          Time
Peak FCC              8436      Mon Jun 7 12:25:08 UTC 2021
Peak RET              0         Never
Peak Total            8436      Mon Jun 7 12:25:08 UTC 2021
      Sessions          Time
Peak FCC              1         Mon Jun 7 12:25:08 UTC 2021
Peak RET              0         Never
Peak Total            1         Mon Jun 7 12:25:08 UTC 2021
-----
ESA-VM 7/1 Summary lifetime
      BW (Kbps)          Time
Peak FCC              8658      Mon Jun 7 13:14:10 UTC 2021
Peak RET              0         Never
Peak Total            8658      Mon Jun 7 13:14:10 UTC 2021
      Sessions          Time
Peak FCC              1         Mon Jun 7 12:25:08 UTC 2021
Peak RET              0         Never
Peak Total            1         Mon Jun 7 12:25:08 UTC 2021
-----
Video-groups : 1
=====
* indicates that the corresponding row element may have been truncated.
  
```

25.7 view

view

Syntax

view [*view-name*] [**detail**]

Context

[Tree] (show>system>security view)

Full Context

show system security view

Description

This command lists one or all views and permissions in the MIB-OID tree.

Parameters

view-name

Specifies the name of the view to display output. If no view name is specified, the complete list of views displays.

detail

Displays detailed view information.

Platforms

All

Output

The following is an example of system security views.

[Table 596: Show System Security View Output Fields](#) describes system security view output fields.

Sample Output

```
A:ALA-1# show system security view
=====
Views
=====
view name      oid tree      mask      permission
-----
iso            1             included
no-security    1             included
no-security    1.3.6.1.6.3   excluded
no-security    1.3.6.1.6.3.10.2.1 included
no-security    1.3.6.1.6.3.11.2.1 included
no-security    1.3.6.1.6.3.15.1.1 included
-----
No. of Views: 6
=====
A:ALA-1#
```

```
A:ALA-1# show system security view no-security detail
=====
Views
=====
view name      oid tree      mask      permission
-----
no-security    1             included
no-security    1.3.6.1.6.3   excluded
no-security    1.3.6.1.6.3.10.2.1 included
no-security    1.3.6.1.6.3.11.2.1 included
no-security    1.3.6.1.6.3.15.1.1 included
-----
No. of Views: 5
=====
no-security used in
=====
group name
-----
snmp-ro
snmp-rw
=====
A:ALA-1#
```

Table 596: Show System Security View Output Fields

Label	Description
View name	Displays the name of the view. Views control the accessibility of a MIB object within the configured MIB view and subtree.
OID tree	Displays the Object Identifier (OID) value. OIDs uniquely identify MIB objects in the subtree.
Mask	Displays the mask value and the mask type, along with the <i>oid-value</i> configured in the view command, determines the access of each sub-identifier of an object identifier (MIB subtree) in the view.
Permission	Included — Specifies to include MIB subtree objects. Excluded — Specifies to exclude MIB subtree objects.
No. of Views	Displays the total number of configured views.
Group name	Displays the access group name.

25.8 violators

violators

Syntax

violators [**port**] [**interface**] [**sap**] [**video**] [**sdp**]

Context

[Tree] (show>system>security>cpu-protection violators)

Full Context

show system security cpu-protection violators

Description

This command displays all interfaces, ports or SAPs with CPU protection policy violators. It also includes objects (SAPs, interfaces) that exceed the out-profile-rate and have the log-events keyword enabled for the out-profile-rate in the cpu-protection policy associated with the object.

Parameters

port

Displays violators associated with the port.

interface

Displays violators associated with the interface.

sap

Displays violators associated with the SAP.

video

Displays violators associated with the video entity.

sdp

Displays violators associated with the SDP.

Platforms

7450 ESS, 7750 SR-7/12/12e, 7750 SR-7s, 7750 SR-14s, 7950 XRS

Output

The following is an example of CPU protection violators information.

Sample Output

```
*A:SecuritySR7>config>sys>security>cpu-protection>policy# show system security
cpu-protection violators
=====
Ports where a rate limit is violated
=====
Port-Id
Type Limit First-Time          Last-Time          Violation-Periods
-----
No ports found
=====
Interfaces where the protection policy overall rate limit is violated
=====
Interface-Name
Plcy Limit First-Time          Last-Time          Router-Name
Violation-Periods
-----
toIxia
255 1000 10/02/2012 18:38:23 10/02/2012 18:39:31 70
-----
1 interface(s) found
=====
SAP's where the protection policy overall rate limit is violated
=====
SAP-Id
Plcy Limit First-Time          Last-Time          Service-Id
Violation-Periods
-----
No SAP's found
=====
SDP's where the protection policy overall rate limit is violated
=====
SDP-Id
Plcy Limit First-Time          Last-Time          Service-Id
Violation-Periods
-----
No SDP's found
=====
Video clients where the protection policy per-source rate limit is violated
=====
Client IP Address Video-Interface
Plcy Limit First-Time          Last-Time          Service-Id
Violation-Periods
-----
No clients found
```

violators

Syntax

violators [**port**] [**interface**] [**sap**]

Context

[Tree] (clear>cpu-protection violators)

Full Context

clear cpu-protection violators

Description

This command clears the rate limit violator record.

Parameters

port

Clears entries for ports.

interface

Clears entries for interfaces.

sap

Clears entries for SAPs.

Platforms

7450 ESS, 7750 SR-7/12/12e, 7750 SR-7s, 7750 SR-14s, 7950 XRS

violators

Syntax

violators enforcement {**sap** | **interface**} **card** *slot-number* [**fp** *fp-number*]

violators local-monitor {**sap** | **interface**} **card** *slot-number* [**fp** *fp-number*]

Context

[Tree] (tools>dump>security>dist-cpu-protection violators)

Full Context

tools dump security dist-cpu-protection violators

Description

This command shows the nonconforming enforcement policers and local monitors.

Parameters

sap

-Indicates to display the violators associated with SAPs

interface

- Indicates to display the violators associated with router interfaces.

enforcement

Shows exceed and hold-down for Static and Dynamic Policers.

local-monitor

Shows state of dynamic policer allocation for Local Monitoring Policers.

card slot-number

The physical slot number for the card.

Values 1 to n (n is platform dependent)

fp fp-number

Identifies the instance of the FP (FastPath) chipset. Some cards have a single FP and some cards can contain multiple FPs (for example, an XCM can house multiple FPs via its two XMA's).

Values 1 to 8

Platforms

All

Output

Users Output

[Table 597: Output Parameters](#) describes show users output fields.

Sample Output

```
*A:Dut-A# tools dump security dist-cpu-protection violators enforcement interface
card 4 fp 1
=====
Distributed Cpu Protection Current Interface Enforcer Policer Violators
=====
Interface                               Policer/Protocol                          Hld Rem
-----
Violators on Slot-4 Fp-1
-----
test                                     staticArpPolicer                          [S] none
test                                     icmp                                        [D] none
test                                     ospf                                        [D] none
-----
[S]-Static [D]-Dynamic [M]-Monitor
=====
```


Table 597: Output Parameters

Label	Description
Interface	The name of the router interface
Policer/Protocol	The configured name of the static policer (indicated with an [S]) or the DCP protocol name for a dynamic policer (indicated with a [D]).
[S] / [D]	indicates a static vs dynamic policer
Hld Rem	The remaining time in the hold-down countdown during which a policer is treating all packets as exceeding.

25.9 virtual

virtual

Syntax

virtual

Context

[\[Tree\]](#) (show>card virtual)

Full Context

show card virtual

Description

Commands in this context display virtual card information.

Platforms

VSR

virtual

Syntax

virtual

Context

[\[Tree\]](#) (clear>card virtual)

Full Context

clear card virtual

Description

Commands in this context clear virtual card statistics.

Platforms

VSR

25.10 virtual-link

virtual-link

Syntax

virtual-link [**detail**]

virtual-link database [**detail**]

Context

[\[Tree\]](#) (show>router>ospf virtual-link)

Full Context

show router ospf virtual-link

Description

This command displays information for OSPF virtual links.

Parameters

database

Displays the virtual link database.

detail

Displays operational and statistical information about virtual links associated with this router.

Platforms

All

Output

The following output is an example of OSPF virtual link information, and [Table 598: OSPF Virtual Link Output Fields](#) describes the output fields.

Sample Output

```

show router ospf virtual-link detail
=====
Rtr Base OSPFv2 Instance 0 Virtual Links (detail)
=====
-----
Neighbor Router Id : 10.0.0.3
-----
Nbr Router Id : 10.0.0.3          Area Id      : 0.0.0.1
Local Interface: 1.2.3.2
Metric        : 10
State         : Point To Point    Admin State  : Up
Hello Intrvl  : 10 sec            Rtr Dead Intrvl: 60 sec
Tot Rx Packets : 10               Tot Tx Packets : 10
Rx Hellos     : 1                 Tx Hellos     : 2
Rx DBDs       : 2                 Tx DBDs       : 3
Rx LSRs       : 1                 Tx LSRs       : 1
Rx LSUs       : 4                 Tx LSUs       : 3
Rx LS Acks    : 2                 Tx LS Acks    : 1
Discards      : 0                 Tx Failures   : 0
                                   Retransmits   : 0
Bad Networks  : 0                 Bad Versions  : 0
Bad Areas     : 0                 Bad Dest Adrs : 0
Bad Auth Types : 0               Auth Failures : 0
Bad Neighbors : 0                 Bad Pkt Types : 0
Bad Lengths   : 0                 Bad Hello Int. : 0
Bad Dead Int. : 0                 Bad Options   : 0
Retrans Intrvl : 5 sec            Transit Delay  : 1 sec
Last Event    : 08/12/2021 12:56:23 Authentication : None
IPsec In Sta SA:                  IPsec Out Sta *:
IPsec In Sta S*:
LSA Count     : 0                 LSA Checksum  : 0x0
=====

```

Table 598: OSPF Virtual Link Output Fields

Label	Description
Nbr Rtr ID	The router ID(s) of neighboring routers.
Area Id	A 32-bit integer which identifies an area.
Local Interface	The IP address of the local egress interface used to maintain the adjacency to reach this virtual neighbor.
Metric	The metric value associated with the route. This value is used when importing this static route into other protocols. When the metric is configured as zero, the metric configured in OSPF, default-import-metric, applies. This value is also used to determine the static route installed in the forwarding table.
State	The operational state of the virtual link to the neighboring router.
Authentication	Specifies whether authentication is enabled for the interface or virtual link.

Label	Description
Hello Intrval	Specifies the length of time, in seconds, between the Hello packets that the router sends on the interface.
Rtr Dead Intrvl	Specifies the total number of OSPF packets received where the dead interval given in the packet was not equal to that configured on this interface since the OSPF admin status was enabled.
Tot Rx Packets	Specifies the total number of OSPF packets received on this interface since the OSPF admin status was enabled.
Rx Hellos	Specifies the total number of OSPF Hello packets received on this interface since the OSPF admin status was enabled.
Rx DBDs	Specifies the total number of OSPF Database Description packets received on this interface since the OSPF administrative status was enabled.
Rx LSRs	Specifies the total number of Link State Requests (LSRs) received on this interface since the OSPF admin status was enabled.
Rx LSUs	Specifies the total number of Link State Updates (LSUs) received on this interface since the OSPF admin status was enabled.
Rx LS Acks	Specifies the total number of Link State Acknowledgments received on this interface since the OSPF admin status was enabled.
Tot Tx Packets	Specifies the total number of OSPF packets transmitted on this virtual interface since it was created.
Tx Hellos	Specifies the total number of OSPF Hello packets transmitted on this virtual interface since it was created.
Tx DBDs	Specifies the total number of OSPF database description packets transmitted on this virtual interface.
Tx LSRs	Specifies the total number of OSPF Link State Requests (LSRs) transmitted on this virtual interface.
Tx LSUs	Specifies the total number of OSPF Hello packets transmitted on this interface since the OSPF admin status was enabled.
Tx LS Acks	Specifies the total number of OSPF Link State Acknowledgments (LSA) transmitted on this virtual interface.
Retransmits	Specifies the total number of OSPF retransmits sent on this interface since the OSPF admin status was last enabled.

Label	Description
Discards	Specifies the total number of OSPF packets discarded on this interface since the OSPF admin status was last enabled.
Bad Networks	Specifies the total number of OSPF packets received with invalid network or mask since the OSPF admin status was last enabled.
Bad Versions	Specifies the total number of OSPF packets received with bad OSPF version numbers since the OSPF admin status was last enabled.
Bad Areas	Specifies the total number of OSPF packets received with an area mismatch since the OSPF admin status was last enabled.
Bad Dest Addr	Specifies the total number of OSPF packets received with the incorrect IP destination address since the OSPF admin status was last enabled.
Bad Auth Types	Specifies the total number of OSPF packets received with an invalid authorization type since the OSPF admin status was last enabled.
Auth Failures	Specifies the total number of OSPF packets received with an invalid authorization key since the OSPF admin status was last enabled.
Bad Neighbors	Specifies the total number of OSPF packets received where the neighbor information does not match the information this router has for the neighbor since the OSPF admin status was last enabled.
Bad Pkt Types	Specifies the total number of OSPF packets received with an invalid OSPF packet type since the OSPF admin status was last enabled.
Bad Lengths	Specifies the total number of OSPF packets received on this interface with a total length not equal to the length given in the packet itself since the OSPF admin status was last enabled.
Bad Hello Int.	Specifies the total number of OSPF packets received where the hello interval given in packet was not equal to that configured on this interface since the OSPF admin status was last enabled.
Bad Dead Int.	Specifies the total number of OSPF packets received where the dead interval given in the packet was not equal to that configured on this interface since the OSPF admin status was last enabled.
Bad Options	Specifies the total number of OSPF packets received with an option that does not match those configured for this interface or area since the OSPF admin status was last enabled.

Label	Description
Retrans Intrvl	Specifies the length of time, in seconds, that OSPF waits before retransmitting an unacknowledged link state advertisement (LSA) to an OSPF neighbor.
Transit Delay	Specifies the time, in seconds, it takes to transmit a link state advertisement (LSA) on the interface or virtual link.
Last Event	Specifies the date and time when an event was last associated with this OSPF interface.
Tx Failures	Transmitted OSPF packets that are dropped due to resource shortage.

virtual-link

Syntax

virtual-link [detail]

virtual-link [detail] database

Context

[\[Tree\]](#) (show>router>ospf3 virtual-link)

Full Context

show router ospf3 virtual-link

Description

This command displays information for OSPFv3 virtual links.

Parameters

database

Displays the virtual link database.

detail

Displays operational and statistical information about virtual links associated with this router.

Platforms

All

Output

The following output is an example of OSPFv3 virtual link information, and [Table 599: OSPF Virtual Link Output Fields](#) describes the output fields.

Sample Output

```

show router ospf3 virtual-link detail
=====
Rtr Base OSPFv3 Instance 0 Virtual Links (detail)
=====
-----
Neighbor Router Id : 10.0.0.2
-----
Nbr Router Id : 10.0.0.2          Area Id      : 0.0.0.1
Local Interface: 3ffe::101:201
Metric         : 10
State          : Point To Point   Admin State  : Up
Hello Intrvl  : 10 sec           Rtr Dead Intrvl: 60 sec
Tot Rx Packets : 42              Tot Tx Packets : 15
Rx Hellos     : 29              Tx Hellos     : 3
Rx DBDs       : 2              Tx DBDs       : 3
Rx LSRs       : 1              Tx LSRs       : 1
Rx LSUs       : 7              Tx LSUs       : 6
Rx LS Acks    : 3              Tx LS Acks    : 2
Discards      : 0              Tx Failures   : 0
                                   Retransmits    : 1
Bad Networks  : 0              Bad Versions   : 0
Bad Areas     : 0              Bad Dest Adrs : 0
Bad Auth Types : 0            Auth Failures  : 0
Bad Neighbors : 0              Bad Pkt Types  : 0
Bad Lengths   : 0              Bad Hello Int. : 0
Bad Dead Int. : 0              Bad Options    : 0
Retrans Intrvl : 5 sec         Transit Delay  : 1 sec
Last Event    : 08/12/2021 12:58:28 Authentication : None
IPsec In Sta SA:                IPsec Out Sta *:
IPsec In Sta S*:
LSA Count     : 0              LSA Checksum  : 0x0
=====

```

Table 599: OSPF Virtual Link Output Fields

Label	Description
Nbr Rtr ID	The router ID(s) of neighboring routers.
Area Id	A 32-bit integer which identifies an area.
Local Interface	The IP address of the local egress interface used to maintain the adjacency to reach this virtual neighbor.
Metric	The metric value associated with the route. This value is used when importing this static route into other protocols. When the metric is configured as zero, the metric configured in OSPF, default-import-metric, applies. This value is also used to determine which static route to install in the forwarding table.
State	The operational state of the virtual link to the neighboring router.
Authentication	Specifies whether authentication is enabled for the interface or virtual link.

Label	Description
Hello Intrval	Specifies the length of time, in seconds, between the Hello packets that the router sends on the interface.
Rtr Dead Intrvl	Specifies the total number of OSPF packets received where the dead interval given in the packet was not equal to that configured on this interface since the OSPF admin status was enabled.
Tot Rx Packets	Specifies the total number of OSPF packets received on this interface since the OSPF admin status was enabled.
Rx Hellos	Specifies the total number of OSPF Hello packets received on this interface since the OSPF admin status was enabled.
Rx DBDs	Specifies the total number of OSPF Database Description packets received on this interface since the OSPF administrative status was enabled.
Rx LSRs	Specifies the total number of Link State Requests (LSRs) received on this interface since the OSPF admin status was enabled.
Rx LSUs	Specifies the total number of Link State Updates (LSUs) received on this interface since the OSPF admin status was enabled.
Rx LS Acks	Specifies the total number of Link State Acknowledgments received on this interface since the OSPF admin status was enabled.
Tot Tx Packets	Specifies the total number of OSPF packets transmitted on this virtual interface since it was created.
Tx Hellos	Specifies the total number of OSPF Hello packets transmitted on this virtual interface since it was created.
Tx DBDs	Specifies the total number of OSPF database description packets transmitted on this virtual interface.
Tx LSRs	Specifies the total number of OSPF Link State Requests (LSRs) transmitted on this virtual interface.
Tx LSUs	Specifies the total number of OSPF Hello packets transmitted on this interface since the OSPF admin status was enabled.
Tx LS Acks	Specifies the total number of OSPF Link State Acknowledgments (LSA) transmitted on this virtual interface.
Retransmits	Specifies the total number of OSPF retransmits sent on this interface since the OSPF admin status was last enabled.

Label	Description
Discards	Specifies the total number of OSPF packets discarded on this interface since the OSPF admin status was last enabled.
Bad Networks	Specifies the total number of OSPF packets received with invalid network or mask since the OSPF admin status was last enabled.
Bad Versions	Specifies the total number of OSPF packets received with bad OSPF version numbers since the OSPF admin status was last enabled.
Bad Areas	Specifies the total number of OSPF packets received with an area mismatch since the OSPF admin status was last enabled.
Bad Dest Addr	Specifies the total number of OSPF packets received with the incorrect IP destination address since the OSPF admin status was last enabled.
Bad Auth Types	Specifies the total number of OSPF packets received with an invalid authorization type since the OSPF admin status was last enabled.
Auth Failures	Specifies the total number of OSPF packets received with an invalid authorization key since the OSPF admin status was last enabled.
Bad Neighbors	Specifies the total number of OSPF packets received where the neighbor information does not match the information this router has for the neighbor since the OSPF admin status was last enabled.
Bad Pkt Types	Specifies the total number of OSPF packets received with an invalid OSPF packet type since the OSPF admin status was last enabled.
Bad Lengths	Specifies the total number of OSPF packets received on this interface with a total length not equal to the length given in the packet itself since the OSPF admin status was last enabled.
Bad Hello Int.	Specifies the total number of OSPF packets received where the hello interval given in packet was not equal to that configured on this interface since the OSPF admin status was last enabled.
Bad Dead Int.	Specifies the total number of OSPF packets received where the dead interval given in the packet was not equal to that configured on this interface since the OSPF admin status was last enabled.
Bad Options	Specifies the total number of OSPF packets received with an option that does not match those configured for this interface or area since the OSPF admin status was last enabled.

Label	Description
Retrans Intrvl	Specifies the length of time, in seconds, that OSPF waits before retransmitting an unacknowledged link state advertisement (LSA) to an OSPF neighbor.
Transit Delay	Specifies the time, in seconds, it takes to transmit a link state advertisement (LSA) on the interface or virtual link.
Last Event	Specifies the date and time when an event was last associated with this OSPF interface.
Tx Failures	Transmitted OSPF packets that are dropped due to resource shortage.

virtual-link

Syntax

virtual-link *nbr-rtr-id* **area** *area-id* [**interval** *seconds*] [**repeat** *repeat*] [**absolute** | **rate**]

Context

[\[Tree\]](#) (monitor>router>ospf virtual-link)

[\[Tree\]](#) (monitor>router>ospf3 virtual-link)

Full Context

monitor router ospf virtual-link

monitor router ospf3 virtual-link

Description

This command displays statistical OSPF virtual link information at the configured interval until the configured count is reached.

The first screen displays the current statistics related to the specified neighbor(s). The subsequent statistical information listed for each interval is displayed as a delta to the previous display.

When the keyword **rate** is specified, the rate-per-second for each statistic is displayed instead of the delta.

Monitor commands are similar to **show** commands but only statistical information displays. Monitor commands display the selected statistics according to the configured number of times at the interval specified.

Parameters

nbr-rtr-id

Specifies the IP address to uniquely identify a neighboring router in the autonomous system.

Values a.b.c.d

area-id

Specifies the OSPF area ID, expressed in dotted decimal notation or as a 32-bit decimal integer.

Values *ip-address*, 0 to 4294967295

seconds

Configures the interval for each display, in seconds.

Values 3 to 60

Default 10

repeat

Configures how many times the command is repeated.

Values 1 to 999

Default 10

absolute

Displays raw statistics, without processing. No calculations are performed on the delta or rate statistics.

rate

Displays rate-per-second for each statistic instead of the delta.

Platforms

All

25.11 virtual-neighbor

virtual-neighbor

Syntax

virtual-neighbor [**remote** *ip-address*] [**detail**]

Context

[\[Tree\]](#) (show>router>ospf virtual-neighbor)

[\[Tree\]](#) (show>router>ospf3 virtual-neighbor)

Full Context

show router ospf virtual-neighbor

show router ospf3 virtual-neighbor

Description

This command displays virtual neighbor information.

Parameters

remote ip-address

Displays the specified IPv4 or IPv6 address. This reduces the amount of output displayed.

- Values**
- ipv4-address:
 - a.b.c.d
 - ipv6-address:
 - x:x:x:x:x:x:x (eight 16-bit pieces)
 - x:x:x:x:x:d.d.d.d
 - x: [0 to FFFF]H
 - d: [0 to 255]D

detail

Produces detailed information on the virtual neighbor. This option produces a large amount of data. It is recommended to use **detail** only when requesting information for a specific neighbor.

Platforms

All

Output

OSPF Virtual Neighbor Output

[Table 600: OSPF Virtual Neighbor Output Fields](#) describes OSPF virtual neighbor output fields.

Table 600: OSPF Virtual Neighbor Output Fields

Label	Description
Nbr IP Addr	The IP address this neighbor is using in its IP source address. On addressless links, this will not be 0.0.0.0, but the address of another of the neighbor's interfaces.
Nbr Rtr ID	Specifies the router ID(s) of neighboring routers.
Transit Area	Specifies the transit area ID that links the backbone area with the area that has no physical connection with the backbone.
Retrans Q Length	The current length of the retransmission queue.
No. of Neighbors	Specifies the total number of OSPF neighbors adjacent on this interface, in a state of INIT or greater, since the OSPF admin status was enabled.

Label	Description
Nbr State	Specifies the operational state of the virtual link to the neighboring router.
Options	Specifies the total number of OSPF packets received with an option that does not match those configured for this virtual interface or transit area since the OSPF admin status was enabled.
Events	Specifies the total number of events that have occurred since the OSPF admin status was enabled.
Last Event Time	Specifies the date and time when an event was last associated with this OSPF interface.
Up Time	Specifies the uninterrupted time, in hundredths of seconds, the adjacency to this neighbor has been up.
Time Before Dead	Specifies the amount of time, in seconds, until the dead router interval expires.
Bad Nbr States	Specifies the total number of OSPF packets received where the neighbor information does not match the information this router has for the neighbor since the OSPF admin status was last enabled.
LSA Inst fails	Specifies the total number of times an LSA could not be installed into the LSDB due to a resource allocation issue since the OSPF admin status was last enabled.
Bad Seq Nums	Specifies the total number of times when a database description packet was received with a sequence number mismatch since the OSPF admin status was last enabled.
Bad MTUs	Specifies the total number of times when the MTU in a received database description packet was larger than the MTU of the receiving interface since the OSPF admin status was enabled.
Bad Packets	Specifies the total number of times when an LS update was received with an illegal LS type or an option mismatch since the OSPF admin status was enabled.
LSA not in LSDB	Specifies the total number of times when an LS request was received for an LSA not installed in the LSDB of this router since the OSPF admin status was enabled.
Option Mismatches	Specifies the total number of times when a LS update was received with an option mismatch since the OSPF admin status was enabled.

Label	Description
Nbr Duplicates	Specifies the total number of times when a duplicate database description packet was received during the Exchange state since the OSPF admin status was enabled.

Sample Output

```
A:ALA-A# show router ospf 1 virtual-neighbor
=====
Rtr Base OSPFv2 Instance 1 Virtual Neighbors
=====
Nbr IP Addr      Nbr Rtr Id      Nbr State Transit Area  RetxQ Len  Dead Time
-----
180.1.6.10      180.0.0.10     Full   0.0.0.1      0      58
180.2.9.10      180.0.0.10     Full   0.0.0.2      0      52
-----
No. of Neighbors: 2
=====
A:ALA-A#
A:ALA-A# show router ospf virtual-neighbor detail
=====
Rtr Base OSPFv2 Instance 0 Virtual Neighbors (detail)
=====
Virtual Neighbor Router Id : 180.0.0.10
-----
Neighbor IP Addr : 180.1.6.10      Neighbor Rtr Id : 180.0.0.10
Neighbor State   : Full           Transit Area    : 0.0.0.1
Retrans Q Length : 0             Options        : -E--
Events          : 4             Last Event Time : 11/07/2006 17:11:56
Up Time         : 2d 17:47:17     Time Before Dead : 57 sec
Bad Nbr States  : 1             LSA Inst fails  : 0
Bad Seq Nums    : 0             Bad MTUs        : 0
Bad Packets     : 0             LSA not in LSDB : 0
Option Mismatches: 0           Nbr Duplicates  : 0
-----
Virtual Neighbor Router Id : 180.0.0.10
-----
Neighbor IP Addr : 180.2.9.10      Neighbor Rtr Id : 180.0.0.10
Neighbor State   : Full           Transit Area    : 0.0.0.2
Retrans Q Length : 0             Options        : -E--
Events          : 4             Last Event Time : 11/07/2006 17:11:59
Up Time         : 2d 17:47:14     Time Before Dead : 59 sec
Bad Nbr States  : 1             LSA Inst fails  : 0
Bad Seq Nums    : 0             Bad MTUs        : 0
Bad Packets     : 0             LSA not in LSDB : 0
Option Mismatches: 0           Nbr Duplicates  : 0
=====
A:ALA-A#
```

virtual-neighbor

Syntax

virtual-neighbor *nbr-rtr-id* **area** *area-id* [**interval** *seconds*] [**repeat** *repeat*] [**absolute** | **rate**]

Context

[Tree] (monitor>router>ospf virtual-neighbor)

[Tree] (monitor>router>ospf3 virtual-neighbor)

Full Context

monitor router ospf virtual-neighbor

monitor router ospf3 virtual-neighbor

Description

This command displays statistical OSPF virtual neighbor information at the configured interval until the configured count is reached.

The first screen displays the current statistics related to the specified OSPF virtual neighbor router. The subsequent statistical information listed for each interval is displayed as a delta to the previous display.

When the keyword **rate** is specified, the rate-per-second for each statistic is displayed instead of the delta.

Monitor commands are similar to **show** commands but only statistical information displays. Monitor commands display the selected statistics according to the configured number of times at the interval specified.

Parameters

nbr-rtr-id

Specifies the IP address to uniquely identify a neighboring router in the autonomous system.

Values a.b.c.d

area-id

Specifies the OSPF area ID, expressed in dotted decimal notation or as a 32-bit decimal integer.

Values *ip-address*, 0 to 4294967295

seconds

Configures the interval for each display, in seconds.

Values 3 to 60

Default 10

repeat

Configures how many times the command is repeated.

Values 1 to 999

Default 10

absolute

Displays raw statistics, without processing. No calculations are performed on the delta or rate statistics.

rate

Displays rate-per-second for each statistic instead of the delta.

Platforms

All

25.12 virtual-subnet

virtual-subnet

Syntax

virtual-subnet subscriber *sub-ident*

virtual-subnet [**sap** *sap-id*]

Context

[\[Tree\]](#) (show>service>id virtual-subnet)

Full Context

show service id virtual-subnet

Description

This command displays currently recorded default gateway and subnets for all virtual subnets enabled for DHCPv4 hosts in the specified service.

Parameters

sub-ident

Displays information relating to the specified subscriber ID.

sap-id

Displays information relating to the specified SAP ID.

Platforms

7450 ESS, 7750 SR, 7750 SR-a, 7750 SR-e, 7750 SR-s, VSR

Output

The following output is an example of virtual subnet information.

Sample Output

```
show service id 500 virtual-subnet
=====
Virtual subnets in service 500
=====
Subscriber                : 00:20:fc:1e:cd:52|1/1/9:200
-----
```



```

Default router      : 192.168.100.254
Subnet             : 192.168.100.0/24
SAP                : 1/1/9:200
-----
No. of subnets: 1
=====
    
```

[Table 601: Virtual Subnet Field Descriptions](#) describes virtual subnet output fields.

Table 601: Virtual Subnet Field Descriptions

Field	Descriptions
Subscriber	The service identification that identifies the service in the service domain
Default router	The IP address of the default router received from either the DHCP or the RADIUS server
Subnet	The IP address of the subnet
SAP	The SAP associated with the service
No. of subnets	The total number of subnets for the service

25.13 vpls-fdb-stats

vpls-fdb-stats

Syntax

vpls-fdb-stats [clear]

Context

[\[Tree\]](#) (tools>dump>service vpls-fdb-stats)

Full Context

tools dump service vpls-fdb-stats

Description

This command provides the VPLS FDB statistics for all services.

Platforms

All

Output

Sample Output

```
*A:PE1# tools dump service vpls-fdb-stats
Service Manager VPLS FDB info at 01/31/2017 08:44:40:
Statistics last cleared at 01/31/2017 07:42:25
  Statistic          |      Count
-----|-----
      FdbEntriesInUse |           8
      TotalFdbEntries |        511999
      FdbMimDestIdxInUse |           0
TotalFdbMimDestIdxEntries |        32767
      FdbIsidIdxInUse |           0
TotalFdbMimIsidIdxEntries |        191999
      MacAddMsgs      |           38
      MacDeleteMsgs   |           0
      MacQueryMsgs    |           0
      UnknownMsgs     |           0
      MalformedMsgs   |           0
      FailedMsgs      |           0
      FdbHwTableFull  |           0
      FdbHwLimitExceeded |           0
      FdbTableFull    |           0
      FdbLimitExceeded |           0
      FdbMimDestIdxExhausted |           0
      MacAddReqs      |           30
      DupMacAddReqs   |           19
      DroppedMacAddReqs |           0
      FailedMacAddReqs |           19
      MacDelReqs      |           0
      DupMacDelReqs   |           0
      DroppedMacDelReqs |           0
      FailedMacDelReqs |           0
      FailedMacCmplxMapUpdts |           0
      RvplsFdbEntriesAllocated |           0
      RvplsFdbEntriesInUse |           0
      EsBmacFdbEntriesAllocated |           0
      EsBmacFdbEntriesInUse |           0
*A:PE1#
```

25.14 vpls-sap-template

vpls-sap-template

Syntax

vpls-sap-template

vpls-sap-template *template-name*

Context

[\[Tree\]](#) (show>service>template vpls-sap-template)

Full Context

show service template vpls-sap-template

Description

This command displays basic information such as summary, template name, and so on, for all SAP VPLS-templates.

Platforms

All

Output

The following example displays VPLS SAP template information.

Sample Output

```
A:Dut-C# show service template vpls-sap-template squelch
=====
SAP template
=====
Template                Saps          Last Update
-----
saptemplate             30            07/26/2010 08:39:51
-----
Entries found: 1
=====
SAP Template Information
=====
Template                : saptemplate          Discard Unkn Src : disabled
MAC Aging               : enabled              MAC Learning      : enabled
BPDU Translation        : disabled             MAC Address Limit: no limit
L2pt Termination        : disabled

STP
Admin Status            : up                   Port Priority     : 128
Port Path Cost          : 10                   Admin Edge        : disabled
Link Type               : Pt-pt                Root Guard        : disabled
Auto Edge               : enabled

MAC Move
Limit                   : blockable            Limit Level       : tertiary

Ingress
QoS Policy              : 1                    MAC Fltr          : n/a
IP Fltr                 : n/a                  QoS Sched Pol     : n/a
Match QinQ Dot1p Bits  : default              Shared Q Pol      : n/a
IPv6 Fltr               : n/a
Use Multi-Pt Shared     : disabled             Agg Rate Limit    : Max
Policer Pol             : n/a

Egress
QoS Policy              : 1                    MAC Fltr          : n/a
IP Fltr                 : n/a                  QoS Sched Pol     : n/a
IPv6 Fltr               : n/a                  QinQ Mark Top     : disabled
Agg Rate Limit          : Max                  Policer Pol       : n/a
Frame Based Acctg       : disabled

CPM Prot Plcy           : def                  CPM Monitor MAC   : disabled
Coll Acctg Stats        : disabled

ETH-CFM MIP             : disabled
ETH-CFM Squelch Level: 0 1 2 3 4 5
=====
```

25.15 vpls-sap-template-using

vpls-sap-template-using

Syntax

vpls-sap-template-using *template-name*

Context

[\[Tree\]](#) (show>service>template vpls-sap-template-using)

Full Context

show service template vpls-sap-template-using

Description

This command displays services instantiated using vpls-sap-template.

Platforms

All

Output

The following example displays information about services instantiated using this VPLS template.

Sample Output

```
A:Dut-C# show service template vpls-sap-template-using "saptemplate"
=====
SAP template 'saptemplate' created SAPs
=====
SvcId          Sap                               Creator Svc    Vpls Group
-----
1-10           2/1/2:1-2/1/2:10                 5000          1
                2/2/8:1-2/2/8:10
                lag-1:1.*-lag-1:10.*
-----
Entries found: 30
=====
```

25.16 vpls-template

vpls-template

Syntax

vpls-template

vpls-template *template-name*

Context

[Tree] (show>service>template vpls-template)

Full Context

show service template vpls-template

Description

This command displays basic information/summary, template name, etc. for all VPLS templates. When a template name is specified, detailed information for the specified template, VPLS parameters, and so on, are displayed.

Platforms

All

Output

The following example displays VPLS template information.

Sample Output

```
A:Dut-C# show service template vpls-template
=====
Service template
=====
Template                Services      Last Update
-----
test                    0            07/26/2010 08:40:01
svctemplate            10           07/26/2010 08:39:51
-----
Entries found: 2
=====
A:Dut-C# show service template vpls-template "svctemplate"
=====
Service template Information
=====
Template                : svctemplate
MTU Size                : 1514
MAC Aging               : enabled
Discard Unkn Dest      : disabled
Per Svc Hashing        : disabled
Customer                : 10
MAC Learning            : enabled
Temp Flood Time        : Disabled

FDB
Local Age Time          : 300 secs
High Watermark          : 95%
Table Size              : 250
Remote Age Time         : 900 secs
Low Watermark           : 90%

STP
Admin State             : disabled
Bridge Max Age          : 20 secs
Priority                 : 32768
Bridge Hello Time       : 2 secs
```

```
Bridge Fwd Delay   : 15 secs           Mode           : rstp
Hold Cnt          : 6
MAC Move
Rate              : 2/sec             Retry Timeout   : 10 secs
Admin State       : disabled          Num Retries    : 3
Pri-Ports Cumu Factor: 3              Sec Cumu Factor : 2
=====
```

25.17 vpls-template-using

vpls-template-using

Syntax

vpls-template-using *template-name*

Context

[\[Tree\]](#) (show>service>template vpls-template-using)

Full Context

show service template vpls-template-using

Description

This command displays services instantiated using the VPLS-template.

Platforms

All

Output

The following example displays service template information.

Sample Output

```
A:Dut-C# show service template vpls-template-using "svctemplate"
=====
Service template 'svctemplate' created Services
=====
SvcId          Creator Svc          Vpls Group
-----
1-10           5000                 1
-----
Entries found: 10
=====
```

25.18 vpn-ipv4

vpn-ipv4

Syntax

vpn-ipv4 [**aspath-regex** *reg-exp*] [**community** *comm-id*] [**rd** *rd*] [**brief**]

vpn-ipv4 [**aspath-regex** *reg-exp*] **hunt** [**community** *comm-id*] [**rd** *rd*] [**brief**]

vpn-ipv4 [**detail** | **longer**] [**aspath-regex** *reg-exp*] [**community** *comm-id*] [**rd** *rd*]

Context

[\[Tree\]](#) (show>router>bgp>routes vpn-ipv4)

Full Context

show router bgp routes vpn-ipv4

Description

This command displays BGP VPN IPv4 routes.

Parameters

reg-exp

Displays routes matching the specified regular expression, up to 80 characters.

hunt

Displays entries for the specified route.

comm-id

Specifies the community ID, up to 72 characters.

Values [*as-num:comm-val* | *ext-comm* | *well-known-comm* | *large-comm*]

where:

- *as-num* — 0 to 65535
- *comm-val* — 0 to 65535
- *ext-comm* — the extended community, defined as one of the following:
 - *{target | origin}:ip-address:comm-val*
 - *{target | origin}:asnum:ext-comm-val*
 - *{target | origin}:ext-asnum:comm-val*
 - **bandwidth:asnum:val-in-mbps**
 - **ext:4300:ovstate**
 - **ext:value1:value2**
 - **flowspec-set:ext-asnum:group-id**

where:

- *target* — route target
- *origin* — route origin
- *ip-address* — a.b.c.d
- *ext-comm-val* — 0 to 4294967295
- *ext-asnum* — 0 to 4294967295
- **bandwidth** — bandwidth
- *val-in-mbps* — 0 to 16777215
- **ext** — extended
- **ext:4300** — origin verification
- *ovstate* — 0, 1, or 2 (0 for valid, 1 for not found, 2 for invalid)
- *value1* — 0000 to FFFF
- *value2* — 0 to FFFFFFFFFF
- **flowspec-set** — flow-spec set
- *group-id* — 0 to 16383
- *well-known-comm* — **null** | **no-export** | **no-export-subconfed** | **no-advertise** | **blackhole**
- *large-comm* — *asn-or-ex:val-or-ex:val-or-ex*

rd

Displays information for the route distinguisher.

Values *ip-addr:comm-val* | *2byte-asnumber:ext-comm-val* | *4byte-asnumber:comm-val*

brief

Displays the BGP VPN IPv4 route information in a brief format.

Platforms

All

25.19 vpn-ipv6

vpn-ipv6

Syntax

vpn-ipv6 [**aspath-regex** *reg-exp*] [**community** *comm-id*] [**rd** *rd*] [**brief**]

vpn-ipv6 [**aspath-regex** *reg-exp*] **hunt** [**community** *comm-id*] [**rd** *rd*] [**brief**]

vpn-ipv6 [**detail** | **longer**] [**aspath-regex** *reg-exp*] [**community** *comm-id*] [**rd** *rd*]

Context

[\[Tree\]](#) (show>router>bgp>routes vpn-ipv6)

Full Context

```
show router bgp routes vpn-ipv6
```

Description

This command displays BGP VPN IPv6 routes.

Parameters

reg-exp

Displays routes matching the specified regular expression, up to 80 characters.

hunt

Displays entries for the specified route.

comm-id

Specifies the community ID, up to 72 characters.

Values *[as-num:comm-val | ext-comm | well-known-comm | large-comm]*

where:

- *as-num* — 0 to 65535
- *comm-val* — 0 to 65535
- *ext-comm* — the extended community, defined as one of the following:
 - *{target | origin}:ip-address:comm-val*
 - *{target | origin}:asnum:ext-comm-val*
 - *{target | origin}:ext-asnum:comm-val*
 - **bandwidth**:*asnum:val-in-mbps*
 - **ext:4300**:*ovstate*
 - **ext**:*value1:value2*
 - **flowspec-set**:*ext-asnum:group-id*

where:

- *target* — route target
- *origin* — route origin
- *ip-address* — a.b.c.d
- *ext-comm-val* — 0 to 4294967295
- *ext-asnum* — 0 to 4294967295
- **bandwidth** — bandwidth
- *val-in-mbps* — 0 to 16777215
- **ext** — extended

- **ext:4300** — origin verification
- *ovstate* — 0, 1, or 2 (0 for valid, 1 for not found, 2 for invalid)
- *value1* — 0000 to FFFF
- *value2* — 0 to FFFFFFFFFF
- **flowspec-set** — flow-spec set
- *group-id* — 0 to 16383
- *well-known-comm* — **null** | **no-export** | **no-export-subconfed** | **no-advertise** | **blackhole**
- *large-comm* — *asn-or-ex:val-or-ex:val-or-ex*

rd

Displays information for the route distinguisher.

Values *ip-addr:comm-val* | *2byte-asnumber:ext-comm-val* | *4byte-asnumber:comm-val*

brief

Displays the BGP VPN IPv6 route information in a brief format.

Platforms

All

25.20 vport

vport

Syntax

vport *name* [**interval** *seconds*] [**repeat** *repeat*] [**absolute** | **rate**]

vport *name* [**interval** *seconds*] [**repeat** *repeat*] **monitor-threshold**

Context

[\[Tree\]](#) (monitor>port vport)

Full Context

monitor port vport

Description

This command monitors Vport statistics.

Parameters

name

Specifies the Vport name, up to 32 characters.

seconds

Specifies the interval for each display, in seconds.

Values 11 to 60

repeat

Specifies the number of times the command is repeated.

Values 1 to 999

absolute

When the absolute keyword is specified, the raw statistics are displayed without processing. No calculations are performed on the delta or rate statistics.

rate

When the rate keyword is specified, the rate-per-second for each statistic is displayed instead of the delta.

monitor-threshold

Displays the exceed count for the port-scheduler under Vport (if specified) or for a physical port.

Platforms

All

vport

Syntax

vport [*name*] [**statistics** | **associations**] [**monitor-threshold**] [**port-sched** | **hw-agg-shaper-sched**]

Context

[\[Tree\]](#) (show>port vport)

Full Context

show port vport

Description

This command displays Vport information.

Parameters

name

Specifies the Vport name, up to 32 characters.

statistics

Displays the statistics related to the Vport.

associations

Displays the associations related to the Vport.

monitor-threshold

Displays the exceed count for the port-scheduler under Vport (if specified) or for a physical port.

port-sched

Displays the port scheduler policy associated with the Vport.

hw-agg-shaper-sched

Displays the hardware aggregate shaper scheduler policy associated with the Vport.

Platforms

All

vport

Syntax

vport summary

Context

[Tree] (show>qos vport)

Full Context

show qos vport

Description

This command displays Vport information.

Parameters

summary

Displays summary information.

Platforms

All

25.21 vrf-export-test

vrf-export-test

Syntax

vrf-export-test *policy-name* [*policy-name*...{up tp 15 max}] **prefix** *ip-prefix/ip-prefix-length* [**longer**] [**display-rejects**] [**display-rejects-only**] [**protocol** *protocol*]

vrf-export-test *plcy-or-long-expr* [*plcy-or-expr* [*plcy-or-expr*...{up to 14 max}]] **prefix** *ip-prefix/ip-prefix-length* [**longer**] [**display-rejects**] [**display-rejects-only**] [**protocol** *protocol*]

Context

[\[Tree\]](#) (show>router vrf-export-test)

Full Context

show router vrf-export-test

Description

This command tests an existing route policy, a chain of route policies, or a route policy logical expression in order to assess its effects as a VRF export policy. This is determined by identifying the routes that would be accepted or rejected after the complete evaluation.

Parameters

plcy-or-long-expr

Specifies up to 14 policy names or a long expression.

Values policy-name: a policy name, up to 64 characters
long-expr: a long expression, up to 255 characters.

plcy-or-expr

Specifies the policy name or expression.

Values policy-name: a policy name, up to 64 characters
expr: an expression, up to 64 characters

policy-name

Specifies the policy name of an existing configured and committed policy, up to 64 characters.

longer

Matches prefixes with a longer prefix-length.

ip-prefix/ip-prefix-length

Specifies an IPv4 or IPv6 prefix/mask to be evaluated. The keyword **longer** may be specified to evaluate longer prefix matches (optional).

display-rejects

Displays routes that were rejected by the policy. If not specified, only a count of rejected routes is displayed.

display-rejects-only

Displays only routes rejected by the policy test.

protocol

Displays routes by the protocol type.

Platforms

All

Output

Sample Output

```
*A:Dut-B# show router 20 vrf-export-test "test" prefix 0.0.0.0/0 longer protocol direct
=====
Route Table (Service: 20)
=====
Accepted by Policy test Entry 1
  Dest prefix: 30.30.30.30/32
  Protocol   : LOCAL
Accepted by Policy test Entry 1
  Dest prefix: 40.0.0.0/24
  Protocol   : LOCAL
Accepted by Policy test Entry 1
  Dest prefix: 50.1.0.0/16
  Protocol   : LOCAL
-----
Routes : 3
=====
```

The following table describes the VRF Export Test output fields.

Table 602: Show VRF Export Test Information Fields

Label	Description
Dest prefix	Displays the destination IPv4 or IPv6 prefix/mask.
Protocol	Displays the protocol type.

25.22 vrgw

vrgw

Syntax

vrgw

Context

[\[Tree\]](#) (show>subscr-mgmt vrgw)

Full Context

show subscriber-mgmt vrgw

Description

This command displays Virtual Residential Gateway information.

Platforms

7450 ESS, 7750 SR, 7750 SR-a, 7750 SR-e, 7750 SR-s, VSR

vrgw

Syntax

vrgw

Context

[\[Tree\]](#) (clear>subscr-mgmt vrgw)

Full Context

clear subscriber-mgmt vrgw

Description

This command clears vRGW data.

Platforms

7450 ESS, 7750 SR, 7750 SR-a, 7750 SR-e, 7750 SR-s, VSR

vrgw

Syntax

vrgw

Context

[\[Tree\]](#) (tools>perform>subscr-mgmt vrgw)

Full Context

tools perform subscriber-mgmt vrgw

Description

This command enables tools for controlling vRGWs

Platforms

7450 ESS, 7750 SR, 7750 SR-a, 7750 SR-e, 7750 SR-s, VSR

25.23 vrrp

vrrp

Syntax

vrrp

Context

[\[Tree\]](#) (clear vrrp)

Full Context

clear vrrp

Description

Commands in this context clear and reset VRRP entities.

Platforms

All

vrrp

Syntax

vrrp

Context

[\[Tree\]](#) (clear>router vrrp)

Full Context

clear router vrrp

Description

Commands in this context clear and reset VRRP virtual router instances.

Platforms

All

vrrp

Syntax

vrrp

Context

[\[Tree\]](#) (show>router vrrp)

Full Context

show router vrrp

Description

This command displays information VRRP instances.

Platforms

All

```
vrrp
```

Syntax

vrrp

Context

[\[Tree\]](#) (show vrrp)

Full Context

show vrrp

Description

Commands in this context display information related to VRRP policies.

Platforms

All

```
vrrp
```

Syntax

vrrp

Context

[\[Tree\]](#) (monitor>router vrrp)

Full Context

monitor router vrrp

Description

Commands in this context configure criteria to monitor VRRP statistical information for a VRRP enabled on a specific interface.

Platforms

All

25.24 vsd

```
vsd
```

Syntax

vsd scripts

vsd domain *name*

Context

[\[Tree\]](#) (clear>service>statistics vsd)

Full Context

clear service statistics vsd

Description

This command clears VSD related statistics.

Parameters

scripts

Clears the statistics displayed by the **show service vsd script statistics** command.

name

Specifies the VSD domain name, up to 32 characters for which to clear the statistics displayed by the **show service vsd domain** command.

Platforms

All

```
vsd
```

Syntax

vsd

Context

[\[Tree\]](#) (show>service vsd)

Full Context

show service vsd

Description

Commands in this context display VSD parameters.

Platforms

All

vsd

Syntax

vsd [*entry*]

Context

[\[Tree\]](#) (show>system>xmpp vsd)

[\[Tree\]](#) (show>system vsd)

Full Context

show system xmpp vsd

show system vsd

Description

This command shows the connectivity to the VSD server, including the configured parameters and statistics. When the user provides the entry number of the VSD server, a detailed view for that specific server is shown, including statistics.

Parameters

entry

Specifies the entry number of the VSD server.

Values 0 to 4294967295

Platforms

All

Output

Sample Output

```
:Dut# show system vsd
=====
VSD Information
=====
System Id           : SR12U-46-PE
GW Last Audit Tx Time : 03/07/2000 04:07:06

Gateway Publish-Subscribe Information
-----
Subscribed          : True
```

```
Subscriber Name      : nuage_gateway_id_SR12U-46-PE
Last Subscription Time : 03/06/2000 05:27:06
=====

*B:Dut# show system xmpp vsd
=====
Virtual Services Directory Table
=====
Id User Name                Uptime                Status
-----
1 cna@vsd1-hy.alu-srpm.us/nua* 0d 22:45:39          Available
-----
No. of VSD's: 1
=====

*B:Dut# show system xmpp vsd 1
=====
VSD Server Table
=====
VSD User Name      : cna@vsd1-hy.alu-srpm.us/nuage
Uptime            : 0d 22:45:41      Status              : Available
Msg Tx.           : 282                Msg Rx.             : 209
Msg Ack. Rx.      : 136                Msg Error           : 73
Msg TimedOut      : 0                  Msg MinRtt          : 70 ms
Msg MaxRtt        : 450 ms
=====
```

vsd

Syntax

vsd

Context

[\[Tree\]](#) (tools>perform>service vsd)

Full Context

tools perform service vsd

Description

Commands in this context perform VSD operations.

Platforms

All

25.25 vsd-refresh

vsd-refresh

Syntax

vsd-refresh

Context

[Tree] (tools>perform>system>xmpp vsd-refresh)

Full Context

tools perform system xmpp vsd-refresh

Description

This command instructs the system to refresh immediately the list of VSDs and not to wait for the next VSD list audit that the system does periodically.

Platforms

All

vsd-refresh

Syntax

vsd-refresh

Context

[Tree] (tools>perform>system>xmpp vsd-refresh)

Full Context

tools perform system xmpp vsd-refresh

Description

This command performs VSD refresh operations.

Platforms

All

25.26 vsd-services

vsd-services

Syntax

vsd-services

Context

[Tree] (tools>dump>service vsd-services)

Full Context

tools dump service vsd-services

Description

Commands in this context dump vsd-services information.

Platforms

All

25.27 vxlan

vxlan

Syntax

vxlan [**instance** *vxlan-instance*] **assisted-replication replicator**

vxlan esi *esi* [**instance** *vxlan-instance*]

vxlan instance *vxlan-instance* **oper-flags**

vxlan [**instance** *vxlan-instance*]

vxlan [**instance** *vxlan-instance*] **destinations**

vxlan detail

Context

[Tree] (show>service>id vxlan)

Full Context

show service id vxlan

Description

This command displays the VXLAN instance parameters. With **destinations** added, the command shows the VXLAN bindings auto-created or configured in a specified service. The service command can be filtered by VXLAN instance, if the service has more than one instance. A VXLAN binding is composed of the remote (VTEP) and the corresponding egress (VNI) to identify the service at the egress node. The command shows the number of MACs associated to each binding as well as the operational status and

if the binding is part of the multicast list. The binding will be operationally down when the VTEP address is not found in the base routing table (the VTEP address cannot be reached). A binding will be part of a multicast list if a valid BGP EVPN inclusive multicast route exists for it.

A VXLAN binding can be associated with the following types of multicast values.

- **BM** — Refers to the capability of the binding to send broadcast or multicast to the remote VTEP. This binding type is setup to AR replicator nodes from a leaf node.
- **BUM** — Refers to the capability of the binding to send broadcast or multicast to the remote VTEP. This binding type is setup to AR replicator nodes from a leaf node.
- **U** — Refers to the capability of the binding to send unknown unicast to the VTEP. This binding type is setup from leaf nodes to other leaf and RNVE nodes.
- **"-"** — Specifies that the binding can only be used for known unicast traffic.

Parameters

assisted-replication replicator

Displays all the discovered candidate AR replicators for the service and the replicator that has been selected by the leaf to send the BM traffic. The list of replicators is ordered by VTEP address and VNI. This command is only supported on the nodes configured as leaf.

The "In Use" column indicates whether the replicator has been selected for the service. When selecting a replicator for the service, the candidate list is ordered by VTEP IP (lowest IP is ordinal 0) and VNI. A modulo function of the service ID and the number of candidate PEs will give the selected replicator for a specified service.

The "Pending Time" column shows the remaining seconds until the node starts sending the BM traffic to the replicator. This time is configurable by the *replicator-activation-time* parameter.

For services supporting EVPN multi-homing, the command can also show ES destinations as well as VXLAN bindings. In this case, the output can be filtered by the ESI in order to see the VXLAN destinations that the ES is comprised of.

instance

Specifies the VXLAN instance.

Values 1, 2

Platforms

All

Output

Sample Output

```
A:PE-1# show service id 900 vxlan
=====
VPLS VXLAN
=====
Vxlan Src Vtep IP: N/A
=====
Vxlan Instance
=====
VXLAN Instance          VNI          AR          Oper-flags  VTEP
```

```

-----
                                     security
-----
1                                     900      none      none      disabled
2                                     901      none      none      disabled
-----
Number of Entries : 2

A:PE-1# show service id 900 vxlan instance 1
=====
VPLS VXLAN, Vxlan Instance: 1, VNI: 900
=====
Creation Origin: manual
Assisted-Replication: none
RestProtSrcMacAct: none
=====
VPLS VXLAN service Network Specifics
=====
-----
Ing Net QoS Policy: none
Ingress FP QGrp   : (none)           Ing FP QGrp Inst   : (none)
VTEP security    : disabled          MAC Learning       : enabled
MAC Aging        : enabled           Discard Unknown Source : disabled
MAC address limit : 0
=====
=====
  
```

```

A:PE6# show service id 7000 vxlan assisted-replication replicator
=====
Vxlan AR Replicator Candidates
=====
VTEP Address      Egress VNI    In Use  In Candidate List Pending Time
-----
10.4.4.4          7000         yes    yes                0
10.5.5.5          7000         no     yes                0
-----
Number of entries : 2
=====
  
```

```

A:PE-2# show service id 500 vxlan instance 1 oper-flags
=====
VPLS VXLAN oper flags
=====
MhStandby                : false
=====
  
```

```

A:PE-1# show service id 600 vxlan esi 00:23:23:23:23:23:00:00:02
=====
BGP EVPN-VXLAN Ethernet Segment Dest
=====
Eth SegId                Last Change
00:23:23:23:23:23:00:00:02  04/10/2018 18:28:04
=====
BGP EVPN-VXLAN Dest TEP Info
=====
TEP Address              Egr VNI          Last Change
  
```



```

-----
192.0.2.2          600          04/10/2018 18:25:43
192.0.2.3          600          04/10/2018 18:28:04
-----
Number of entries : 2
=====

*A:PE-2# show service id 3001 vxlan destinations
=====
Egress VTEP, VNI
=====
Instance      VTEP Address      Egress VNI  EvpnStatic Num
Mcast        Oper State        L2 PBR     SupBcasDom MACs
-----
1            192.0.2.3        3001       evpn        1
BUM          Up                No         No
1            192.0.2.3        3002       evpn        0
M           Up                No         Yes
1            192.0.2.4        3002       evpn        0
M           Up                No         Yes
-----
Number of Egress VTEP, VNI : 3
=====

BGP EVPN-VXLAN Ethernet Segment Dest
=====
Instance  Eth SegId          Num. Macs    Last Change
-----
No Matching Entries
=====

```

Table 603: Show VXLAN Information Fields describes the VXLAN output fields.

Table 603: Show VXLAN Information Fields

Label	Description
VXLAN Instance	Displays the VXLAN instance.
VNI	Displays the VNI.
AR	Displays the AR.
Oper-flags	Displays the operational flags.
VTEP security	Displays the VTEP security status (enabled, disabled).
Number of entries	Indicates the number of entries.
Creation Origin	Displays the creation origin value.
Assisted-Replication	Displays the assisted replication value.
RestProtSrcMacAct	Displays the RestProtSrcMacAct value.
Ing Net QoS Policy	Displays the Ing Net QoS Policy value.

Label	Description
Ingress FP QGrp	Displays the Ingress FP QGrp value.
Ing FP QGrp Inst	Displays the Ing FP QGrp Inst value.
MAC Learning	Displays the MAC learning value.
MAC Aging	Displays the MAC aging value.
Discard Unknown Source	Displays the discard unknown source value.
MAC address limit	Displays the MAC address limit.
VTEP Address	Displays the VTEP IP address.
Egress VNI	Displays the Egress VNI value.
In Use	Displays the In use value.
In Candidate List	Displays the In Candidate list value.
Pending Time	Displays the Pending time value.
MhStandby	Displays the MhStandby flag value.
Eth SegId	Displays the Ethernet Segment ID value.
TEP Address	Displays the TEP IP address.
Instance	Displays the Instance value.
Evpn/Static	Displays the Evpn/Static value.
Num. MACs	Displays the number of MACs.
Mcast	Displays the Mcast value.
Oper State	Displays the operational state.
L2 PBR	Displays the Layer 2 PBR value.
Sup BCast Domain	Displays the Sup BCast Domain value.

vxlan

Syntax

vxlan [*ip-address*]

Context

[\[Tree\]](#) (show>service vxlan)

Full Context

```
show service vxlan
```

Description

This command displays the VXLAN bindings auto-created in a specified service. A VXLAN binding is composed of the remote VTEP (VXLAN Termination Endpoint) and the corresponding egress VNI (VXLAN Network Identifier) to identify the service at the egress node. The command shows the number of MACs associated to each binding as well as the operational status and if the binding is part of the multicast list. The binding will be operationally down when the VTEP address is not found in the base routing table (the VTEP address cannot be reached). A binding will be part of the multicast list if a valid BGP EVPN inclusive multicast route exists for it.

A VXLAN binding can be associated with the following types of Mcast values.

- **BM** — Refers to the capability of the binding to send Broadcast or Multicast to the remote VTEP. This binding type is setup to AR Replicator nodes from a Leaf node.
- **BUM** — Refers to the capability of the binding to send Broadcast or Multicast to the remote VTEP. This binding type is setup to AR Replicator nodes from a Leaf node.
- **U** — Refers to the capability of the binding to send Unknown Unicast to the VTEP. This binding type is setup from Leaf nodes to other Leaf and RNVE nodes.
- **"-"** — Specifies that the binding can only be used for known unicast traffic.

Parameters

ip-address

Specifies the remote VTEP address for the VXLAN binding.

Values ipv4-address: a.b.c.d
 ipv6-address: x:x:x:x:x:x:x (eight 16-bit pieces)
 x:x:x:x:x:d.d.d.d
 where:
 x: [0 to FFFF]H
 d: [0 to 255]D

Platforms

All

Output

Sample Output

```

=====
A:PE6# show service vxlan
=====
VXLAN Tunnel Endpoints (VTEPs)
=====
VTEP Address                               Number of Egress VNIs   Oper
-----
10.2.2.2                                   1                       Up
  
```

```

10.4.4.4          2          Up
10.5.5.5          1          Up
192.0.2.2         1          Up
192.0.2.3         1          Up
192.0.2.4         2          Up
192.0.2.5         2          Up
-----
Number of VTEPs: 7
-----
=====
A:PE6# show service vxlan 2.2.2.2
=====
VXLAN Tunnel Endpoint: 2.2.2.2
=====
Egress VNI          Service Id          Oper State
-----
4000                4000                Up
=====

```

vxlan

Syntax

vxlan

Context

[\[Tree\]](#) (show>service>system vxlan)

Full Context

show service system vxlan

Description

This command shows the global VXLAN configuration in the system. In particular, the command displays the configured assisted-replication IP address and the VXLAN tunnel-termination addresses, if the system terminates VXLAN tunnels in addresses that are not the same as the system IP address.

Platforms

All

Output

Sample Output

```

A:PE1# show service system vxlan
=====
System VXLAN Information
=====
Asstd Repl Ip Address.          :
=====
Vxlan Tunnel Termination
=====
Tunnel Term IP                  FPE ID    Last Change

```

```
-----
10.11.11.1                1                06/22/2016 14:18:55
-----
Number of Entries: 1
-----
=====
```

vxlan

Syntax

vxlan [**clear**]

Context

[\[Tree\]](#) (tools>dump>service>id vxlan)

Full Context

tools dump service id vxlan

Description

This command displays the number of times a service could not add a VXLAN binding or <VTEP, Egress VNI> due to the following limits:

- The per-system VTEP limit has been reached
- The per-system <VTEP, Egress VNI> limit has been reached
- The per-service <VTEP, Egress VNI> limit has been reached
- The per-system Bind limit: Total bind limit or vxlan bind limit has been reached.

Parameters

clear

Clears the per-system VTEP, per-system VTEP Egress VNI, per-service VTEP Egress VNI, and per-system Bind statistics.

Platforms

All

Output

Sample Output

```
*A:PE63# tools dump service id 3 vxlan
VTEP, Egress VNI Failure statistics at 000 00:03:55.710:
statistics last cleared at 000 00:00:00.000:
  Statistic          |      Count
-----+-----
                VTEP |           0
      Service Limit |           0
        System Limit |           0
Egress Mcast List Limit |           0
```

25.28 vxlan-instance-using

vxlan-instance-using

Syntax

vxlan-instance-using ethernet-segment [*name*]

Context

[\[Tree\]](#) (show>service vxlan-instance-using)

Full Context

show service vxlan-instance-using

Description

This command displays the services and VXLAN instances associated with a specified virtual ES, as well as its operational status.

Parameters

name

Specifies the virtual ES name, up to 32 characters.

Platforms

All

Output

Sample Output

```
A:PE-2# show service vxlan-instance-using ethernet-segment "vES23"
=====
VXLAN Ethernet-Segment Information
=====
SvcId                VXLAN Instance      Status
-----
500                   1                    DF
=====
A:PE-2# show service vxlan-instance-using ethernet-segment
=====
VXLAN Ethernet-Segment Information
=====
SvcId  VXLAN Instance  ES Name      Status
-----
500    1                vES23        DF
=====
```

26 w Commands

26.1 web-rd

web-rd

Syntax

web-rd

Context

[\[Tree\]](#) (tools>dump>router web-rd)

Full Context

tools dump router web-rd

Description

Commands in this context dump web or HTTP redirection.

Platforms

All

26.2 web-service

web-service

Syntax

web-service

Context

[\[Tree\]](#) (show>app-assure web-service)

Full Context

show application-assurance web-service

Description

This command displays web-service information.

Platforms

7450 ESS, 7750 SR, 7750 SR-e, 7750 SR-s, VSR

26.3 week

week

Syntax

week

week application *license-app*

Context

[\[Tree\]](#) (show>system>license-statistics week)

Full Context

show system license-statistics week

Description

This command displays application license statistics for the last week.

Parameters

license-app

Specifies the application license.

Values Ins, nat, sub-mgmt, wlan-gw, aa, ipsec

Platforms

VSR

26.4 wholesalers

wholesalers

Syntax

wholesalers

Context

[\[Tree\]](#) (show>service>id wholesalers)

Full Context

show service id wholesalers

Description

This command displays service wholesaler information.

Platforms

7450 ESS, 7750 SR, 7750 SR-a, 7750 SR-e, 7750 SR-s, VSR

Output

The following output displays an example of service wholesaler information.

Sample Output

```
*A:ALA-48>config# show service id 102 wholesalers
=====
Wholesalers for service 102
=====
Wholesaler Svc ID          Num Static Hosts      Num Dynamic Hosts
-----
101                        3                      1
-----
Number of wholesalers : 1
=====
*A:ALA-48>config#
```

Wholesaler information can also be displayed in the lease-state context.

```
*A:ALA-48>config# show service id 105 dhcp lease-state wholesaler 101
=====
DHCP lease state table, service 105
=====
IP Address      Mac Address          Sap/Sdp Id          Remaining Lease      MC
                  LifeTime            Origin              Stdby
-----
Wholesaler 101 Leases
-----
10.3.2.62      00:00:1f:bd:00:c6 lag-1:105          00h00m39s  RADIUS
-----
Number of lease states : 1
=====
*A:ALA-48>config#
```

26.5 wlan-gw

wlan-gw

Syntax

wlan-gw

Context

[\[Tree\]](#) (clear wlan-gw)

Full Context

clear wlan-gw

Description

Commands in this context clear WLAN gateway commands.

Platforms

7750 SR, 7750 SR-e, 7750 SR-s, VSR

wlan-gw

Syntax

wlan-gw

Context

[\[Tree\]](#) (clear>router wlan-gw)

Full Context

clear router wlan-gw

Description

Commands in this context clear WLAN gateway data.

Platforms

7750 SR, 7750 SR-e, 7750 SR-s, VSR

wlan-gw

Syntax

wlan-gw gtp-statistics

wlan-gw statistics

Context

[\[Tree\]](#) (clear>subscr-mgmt wlan-gw)

Full Context

clear subscriber-mgmt wlan-gw

Description

This command clears WLAN-GW data.

Platforms

7750 SR, 7750 SR-e, 7750 SR-s, VSR

wlan-gw

Syntax

wlan-gw

Context

[\[Tree\]](#) (show>call-trace wlan-gw)

Full Context

show call-trace wlan-gw

Description

Commands in this context display information related to the wlan-gw call-trace functionality.

Platforms

7450 ESS, 7750 SR, 7750 SR-a, 7750 SR-e, 7750 SR-s, VSR

wlan-gw

Syntax

wlan-gw

Context

[\[Tree\]](#) (show>router wlan-gw)

Full Context

show router wlan-gw

Description

This command displays Wireless LAN Gateway information.

Platforms

7750 SR, 7750 SR-e, 7750 SR-s, VSR

wlan-gw

Syntax

wlan-gw

Context

[\[Tree\]](#) (show>subscr-mgmt wlan-gw)

Full Context

show subscriber-mgmt wlan-gw

Description

Commands in this context display Wireless LAN Gateway information.

Platforms

7750 SR, 7750 SR-e, 7750 SR-s, VSR

wlan-gw

Syntax

wlan-gw

Context

[\[Tree\]](#) (tools>dump wlan-gw)

Full Context

tools dump wlan-gw

Description

Commands in this context dump tools for Wireless LAN Gateway.

Platforms

7750 SR, 7750 SR-e, 7750 SR-s, VSR

wlan-gw

Syntax

wlan-gw

Context

[\[Tree\]](#) (tools>perform wlan-gw)

Full Context

tools perform wlan-gw

Description

Commands in this context provide tools for Wireless LAN Gateway.

Platforms

7750 SR, 7750 SR-e, 7750 SR-s, VSR

26.6 wlan-gw-group

wlan-gw-group

Syntax

wlan-gw-group *wlan-gw-group-id*

wlan-gw-group *wlan-gw-group-id* **associations**

wlan-gw-group *wlan-gw-group-id* **member** *member-id*

wlan-gw-group *wlan-gw-group-id* **member** *member-id* **resource-statistics**

wlan-gw-group *wlan-gw-group-id* **member** *member-id* **statistics** [*type type*] [**non-zero-value-only**]

wlan-gw-group

Context

[\[Tree\]](#) (show>isa wlan-gw-group)

Full Context

show isa wlan-gw-group

Description

This command displays WLAN-GW group information, including WLAN-GW tunnels.

Parameters

wlan-gw-group-id

Displays information about the specified WLAN-GW group ID.

Values 1 to 4

associations

Displays information about associations for the specified WLAN-GW group ID.

member member-id

Displays information about the WLAN-GW-specific status and basic statistics information about the specified member.

Values 1 to 255

type type

Displays a reduced output to only show statistics of the specified type.

Values packet-errors, host-errors, bd-errors, forwarding, reassembly, aa, radius, arp, dhcp, dhcp6, icmp, icmp6

non-zero-value-only

Displays a reduced output to only show statistics whose value is bigger than zero.

resource-statistics

Displays the resource usage on the specified group member.

statistics

Displays statistics information about the members of the specified WLAN-GW group.

Platforms

7750 SR, 7750 SR-e, 7750 SR-s, VSR

Output

The following output is an example of ISA WLAN-GW group information.

Sample Output

```
*A:Dut-B>config>isa>wlan-gw-group$ show isa wlan-gw-group 4
=====
WLAN Gateway group 4
=====
Administrative state      : in-service
Operational state       : in-service
Degraded                 : false
Active IOM limit         : 0
Active MDA limit         : 14
Port policy               : (Not Specified)
Tunnel port policy       : (Not Specified)
Dsm ISA AA group         : (Not Specified)
Last Mgmt Change         : 06/28/2017 15:07:34
-----
NAT specific information for ISA group 4
-----
Reserved sessions       : 0
High Watermark (%)      : (Not Specified)
Low Watermark (%)       : (Not Specified)
Accounting policy        : (Not Specified)
UPnP mapping limit      : 524288
Suppress LsnSubBlksFree : false
LSN support              : enabled
Last Mgmt Change        : 06/28/2017 15:06:40
-----
=====
ISA Group 4 members
=====
Group Member   State      Mda  Addresses  Blocks  Se-% Hi Se-Prio
-----
4      1      active    3/1 0        0        < 1 N 0
4      2      active    3/2 0        0        < 1 N 0
```

4	3	active	4/1	0	0	< 1	N	0
4	4	active	4/2	0	0	< 1	N	0
4	5	active	5/1	0	0	< 1	N	0
4	6	active	5/2	0	0	< 1	N	0
4	7	active	6/1	0	0	< 1	N	0
4	8	active	6/2	0	0	< 1	N	0
4	9	active	7/1	0	0	< 1	N	0
4	10	active	7/2	0	0	< 1	N	0
4	11	active	8/1	0	0	< 1	N	0
4	12	active	8/2	0	0	< 1	N	0
4	13	active	9/1	0	0	< 1	N	0
4	14	active	9/2	0	0	< 1	N	0

No. of members: 14

wlan-gw-group

Syntax

wlan-gw-group *group-id* **member** *member-id* **resource-peak-values**

wlan-gw-group *group-id* **member** *member-id* **statistics**

Context

[\[Tree\]](#) (clear>wlan-gw>isa wlan-gw-group)

Full Context

clear wlan-gw isa wlan-gw-group

Description

This command resets wlan-gw statistics per group member.

Parameters

group-id

Specifies the WLAN-GW group ID.

Values 1 to 4

member member-id

Specifies the member ID.

Values 1 to 255

statistics

Resets the statistics measurements to zero.

resource-peak-values

Resets the resource peak values to the current resource measurements.

Platforms

7750 SR, 7750 SR-e, 7750 SR-s, VSR

26.7 wpp

wpp

Syntax

wpp

Context

[\[Tree\]](#) (clear>router wpp)

Full Context

clear router wpp

Description

Commands in this context clear WPP data.

Platforms

7450 ESS, 7750 SR, 7750 SR-a, 7750 SR-e, 7750 SR-s, VSR

wpp

Syntax

wpp portal-group *name*

wpp [*portal-group name*] [*host ip-address*] **hosts**

Context

[\[Tree\]](#) (show>aaa wpp)

Full Context

show aaa wpp

Description

This command displays information about the specified WPP portal group or the WPP hosts controlled by the WPP portal group.

Parameters

name

Specifies the name of the WPP portal group up to 32 characters.

ip-address

Specifies the IP address of the WPP host.

hosts

Shows the status of triggered hosts.

Platforms

7450 ESS, 7750 SR, 7750 SR-a, 7750 SR-e, 7750 SR-s, VSR

Output

The following is an example of WPP portal group or WPP host information.

Sample Output

```
show aaa wpp portal-group "test"
=====
wpp portal group "test"
=====
administrative state           : in-service
controlled router              : 500
number of enabled interfaces   : 1
triggered hosts                : disabled
last management change        : 01/02/2017 19:02:11
=====
```

[Table 604: WPP Portal Group Field Descriptions](#) describes WPP portal group output fields.

Table 604: WPP Portal Group Field Descriptions

Field	Description
administrative state	The administrative state of the WPP portal group
controlled router	The identifier of the virtual router instance being controlled by this portal
number of enabled interfaces	The number of interfaces associated with this portal that are administratively enabled
triggered hosts	Triggered hosts are enabled or disabled on this portal

wpp

Syntax

wpp

wpp [**portal** *wpp-portal-name*] [**host** *ip-address*] **hosts**

wpp portal *wpp-portal-name*

wpp statistics

Context

[\[Tree\]](#) (show>router wpp)

Full Context

show router wpp

Description

This command displays WPP port-related information in the specified routing instance.

Parameters

wpp-portal-name

Specifies the name of this WPP portal.

ip-address

Specifies the host IP address.

hosts

Displays the hosts enabled on the portal.

Platforms

7450 ESS, 7750 SR, 7750 SR-a, 7750 SR-e, 7750 SR-s, VSR

Output

The following is an example of router WPP information.

Sample Output

```

show router wpp
=====
WPP portals
=====
Portal                Address          Controlled-Rtr    Num-Itf
-----
svr1                  1.1.1.1         0                 0
svr2                  2.2.2.2         0                 0
-----
No. of portals: 2
=====

show router wpp portal "svr1"
=====
WPP Portal "svr1"
=====
Address                : 1.1.1.1
Controlled router      : 0
Number of enabled interfaces : 0
Triggered hosts       : disabled
Last management change : 01/27/2014 00:48:45
=====
  
```

[Table 605: Router WPP Field Descriptions](#) describes router WPP output fields.

Table 605: Router WPP Field Descriptions

Label	Description
Portal	The web portal server name that the system communicates to for the hosts on the group interface
Address	The portal IP address
Controlled-Rtr	The identifier of the virtual router instance being controlled by this portal
Num-Itf	The number of interfaces associated with this portal
Number of enabled interfaces	The number of interfaces associated with this portal that are administratively enabled
Triggered hosts	Triggered hosts are enabled or disabled on this portal
Last management change	The time of the most recent management-initiated change to this WPP portal

wpp

Syntax

wpp peer [*ip-address*] **statistics**

Context

[\[Tree\]](#) (show>redundancy>multi-chassis wpp)

Full Context

show redundancy multi-chassis wpp

Description

This command displays multi-chassis WPP information.

Parameters

ip-address

Specifies the IP address.

- Values**
- ipv4-address: a.b.c.d
 - ipv6-address:
 - x:x:x:x:x:x:x (eight 16-bit pieces)
 - x:x:x:x:x:d.d.d.d
 - x: [0 to FFFF] H

- d: [0 to 255] D

statistics

Displays statistics.

Platforms

7450 ESS, 7750 SR, 7750 SR-a, 7750 SR-e, 7750 SR-s, VSR

wpp

Syntax

wpp peer [*ip-address*] **statistics**

Context

[\[Tree\]](#) (clear>redundancy>multi-chassis wpp)

Full Context

clear redundancy multi-chassis wpp

Description

This command clears multi-chassis WPP information.

Parameters

ip-address

Specifies the WPP IP address.

- Values**
- ipv4-address: a.b.c.d
 - ipv6-address:
 - x:x:x:x:x:x:x (eight 16-bit pieces)
 - x:x:x:x:x:d.d.d.d
 - x: [0 to FFFF] H
 - d: [0 to 255] D

statistics

Clears the multi-chassis WPP statistics.

Platforms

7450 ESS, 7750 SR, 7750 SR-a, 7750 SR-e, 7750 SR-s, VSR

27 x Commands

27.1 x-interfaces

x-interfaces

Syntax

x-interfaces

Context

[\[Tree\]](#) (show>li x-interfaces)

Full Context

show li x-interfaces

Description

Commands in this context display information about the LI X1, X2, and X3 interfaces.

Platforms

7450 ESS, 7750 SR, 7750 SR-a, 7750 SR-e, 7750 SR-s, 7950 XRS

27.2 x1

x1

Syntax

x1 lic *lic-name*

Context

[\[Tree\]](#) (show>li>x-interfaces>statistics x1)

Full Context

show li x-interfaces statistics x1

Description

This command displays X1 statistics.

Parameters

lic-name

Specifies the LIC name, up to 32 characters.

Platforms

7450 ESS, 7750 SR, 7750 SR-a, 7750 SR-e, 7750 SR-s, 7950 XRS

27.3 x2

x2

Syntax

x2 lic *lic-name*

Context

[\[Tree\]](#) (show>li>x-interfaces>statistics x2)

Full Context

show li x-interfaces statistics x2

Description

This command displays X2 statistics.

Parameters

lic-name

Specifies the LIC name, up to 32 characters.

Platforms

7450 ESS, 7750 SR, 7750 SR-a, 7750 SR-e, 7750 SR-s, 7950 XRS

27.4 x3

x3

Syntax

x3 lic *lic-name*

Context

[\[Tree\]](#) (show>li>x-interfaces>statistics x3)

Full Context

show li x-interfaces statistics x3

Description

This command displays X3 statistics.

Parameters

lic-name

Specifies the LIC name, up to 32 characters.

Platforms

7450 ESS, 7750 SR, 7750 SR-a, 7750 SR-e, 7750 SR-s, 7950 XRS

27.5 xiom

xiom

Syntax

xiom [*xiom*] [**detail**]

Context

[\[Tree\]](#) (show xiom)

Full Context

show xiom

Description

This command lists the XIOM modules in the chassis along with their administrative and operational states.

Parameters

xiom

Specifies the slot and XIOM module identifier.

Values

slot[/xiom]

slot: 1 to 7

xiom: "x1" or "x2"

detail

Displays detailed information.

Platforms

7750 SR-1s, 7750 SR-2s, 7750 SR-7s, 7750 SR-14s

Output

The following output shows XIOM information and [Table 606: Output Fields: show xiom](#) describes the output fields.

Sample Output: show xiom

```
A:Dut-0# show xiom
=====
Xiom Information
=====
Slot  Xiom    Provisioned Type           Admin   Operational
      Xiom    Equipped Type (if different) State   State
-----
1     x2      iom-s-3.0t:he3000g+      up      up
2     x1      iom-s-3.0t:he3000g+      up      up
=====
```

Table 606: Output Fields: show xiom

Label	Description
Slot	The chassis slot number.
Xiom	The XIOM module number.
Provisioned Type	The XIOM type provisioned.
Equipped Type	The XIOM type actually installed.
Admin State	up - Administratively up. down - Administratively down (for example, shutdown).
Operational State	up - Operationally up. down - Operationally down.

xiom

Syntax

xiom *xiom*

Context

[\[Tree\]](#) (clear xiom)

Full Context

clear xiom

Description

This command re-initializes the specified XIOM in a particular slot.

Parameters

xiom

Clears the specified XIOM.

Values

slot/xiom

slot: 1 to 6

xiom: x1 or x2

Platforms

7750 SR-1s, 7750 SR-2s, 7750 SR-7s, 7750 SR-14s

27.6 xmpp

xmpp

Syntax

xmpp

Context

[\[Tree\]](#) (show>system xmpp)

Full Context

show system xmpp

Description

Commands in this context display XMPP information.

Platforms

All

xmpp

Syntax

xmpp

Context

[\[Tree\]](#) (tools>perform>system xmpp)

Full Context

tools perform system xmpp

Description

This command displays XMPP information.

Platforms

All

xmpp

Syntax

xmpp server *xmpp-server-name*

Context

[\[Tree\]](#) (clear>system>stats xmpp)

Full Context

clear system statistics xmpp

Description

This command clears XMPP server statistics.

Parameters

xmpp-server-name

Specifies the XMPP server name, up to 32 characters.

Platforms

All

Customer document and product support



Customer documentation

[Customer documentation welcome page](#)



Technical support

[Product support portal](#)



Documentation feedback

[Customer documentation feedback](#)